



# **DALLAS MAVERICKS**

**19-20 MEDIA GUIDE**



# TABLE OF CONTENTS

JUMP TO ANY PAGE WITH A CLICK + RETURN TO THIS PAGE AT ANY TIME BY CLICKING "CONTENT" ON THE SECTION PAGES

## THE ORGANIZATION

- Staff Directory ..... 4
- Basketball Staff ..... 7
  - About ..... 21
- American Airlines Center ..... 22
  - American Airlines ..... 23
- Community - Mavs Care..... 24
  - NBA Cares ..... 26
- Basketball Programs ..... 26
- Internet & Street Marketing ..... 29
  - Arena Entertainment ..... 30

## PLAYERS

- Roster ..... 32
- Player Bios ..... 34

## THE NBA

- NBA Offices ..... 90
- Opponents ..... 92
- G-League ..... 150

## HISTORY

- Team Rosters 1980-2018 ..... 154
  - Rosters By Numbers ..... 230
- Collegiate Breakdown ..... 232
  - Yearly Statistics ..... 233
  - Yearly Rosters ..... 234
- Mavericks of the Past ..... 238
  - Draft Recaps ..... 298
- All-Time Transactions ..... 304
  - NBA Leaders ..... 322
  - Mavs Top Games ..... 324
- Opponents Top Games ..... 325
  - Career Leaders ..... 326
  - Honor Roll ..... 327
  - Yearly Leaders ..... 339
- Mavs Season Highs ..... 334
- Season Highs & Lists..... 335

## RECORDS

- Individual Records ..... 349
  - Team Highs ..... 351
  - Team Lows ..... 352
- Miscellaneous Records ..... 353
  - Rookie Leaders ..... 354
- Opponent Player Highs ..... 354
- Opponent Highs/Lows ..... 355
- American Airlines Center ..... 356

## PLAYOFFS

- All-Time Results ..... 362
- Top Performances ..... 365
  - Mavs Leaders ..... 366
- Individual Records ..... 366
  - Team Highs/Lows ..... 368
- Opponent Highs/Lows ..... 370
  - Miscellaneous ..... 372

## MEDIA

- Media Information ..... 374
- Broadcast Information ..... 376
  - Mavs PR Staff ..... 377
  - Mavs Broadcasters ..... 379
  - 2019-20 Schedule ..... 381

## REVIEW

- 2018-19 Dallas Mavericks ..... 384
- Season Statistics and Results..... 390
  - Season Results ..... 391
  - Team Breakdown ..... 392
    - Player Highs ..... 392
  - Game-By-Game ..... 393
    - Superlatives ..... 395
    - Standings ..... 397
- Individual Leaders ..... 399
  - Team Leaders ..... 401
  - Team Rankings ..... 401

## CREDITS

- Editors ..... Sarah Melton, Scott Tomlin, Alan Rakowski
- Design ..... Peyton Cournoyer, Jena Jessen
- Design & Editorial Assistance ..... Matt Hoffer, Erin Finegold
- Photography ..... Glenn James, Getty Images, NBA Photos

The information contained in this publication was compiled by the Dallas Mavericks and is provided as a courtesy to our fans and the media and may be used only for personal or editorial purposes. Any commercial use of this information is prohibited without the prior written consent of the Dallas Mavericks. All NBA and team insignias depicted in this publication are the property of NBA Properties, Inc. and the respective teams and may not be reproduced for commercial purposes without the prior written consent of NBA Properties, Inc.



# ORGANIZATION

STAFF DIRECTORY

BASKETBALL STAFF

SUPPORT STAFF

FRONT OFFICE

FIRST CLASS ORGANIZATION

AMERICAN AIRLINES CENTER

AMERICAN AIRLINES

COMMUNITY OUTREACH


NBA CARES

BASKETBALL PROGRAMS

INTERNET & STREET MARKETING

MAVS DANCERS & MASCOTS

ARENA ENTERTAINMENT





# STAFF DIRECTORY

## Offices

American Airlines Center Offices ..... American Airlines Center, 2500 Victory Avenue, Dallas, TX 75219  
 Mavericks Practice Facility Offices ..... 1530 Inspiration Drive, Dallas, TX 75207  
 Administrative Offices ..... 1333 North Stemmons, Suite 105, Dallas, TX 75207, (214) 747-6287  
 Mavericks PR ..... (214) 655-4660 | Fax (214) 665-4661  
 Website ..... mavs.com  
 Tickets..... (214) 747-MAVS

## Executive

Mark Cuban.....Owner  
 Cynt Marshall.....Chief Executive Officer  
 Jason Lutin.....Chief of Staff to Owner  
 Nwanye Barnes.....Chief of Staff to CEO  
 Bonnie Pena.....Executive Assistant to CEO

## Legal and Compliance

Cynthia Wales.....Chief Ethics and Compliance Officer  
 Keshia Robinson.....Director of Compliance  
 Sekou Lewis.....General Counsel  
 Nicole Leach.....Associate General Counsel  
 Danielle Frost.....Paralegal

## Human Resources

Tarsha LaCour .....SVP of Human Resources  
 Andria Johnson .....Director of Human Resources  
 Candice Hicks-Coleman .....Director of Human Resources  
 Gail O'Bannon .....VP of Diversity and Inclusion  
 Shawn Marion and Chris Arnold .....Inclusion Ambassadors  
 Rolando Blackman .....Corporate Relations  
 Lisa Tyner .....Sr. Director of Payroll  
 Valerie Kline .....Payroll Manager  
 Lisa Byrd .....Business Operations Manager  
 Nancy Solley .....Administrative Assistant  
 Theta Hall .....Receptionist

## Basketball Operations

President of Basketball Operations/General Manager ..... Donn Nelson  
 Assistant General Manager.....Keith Grant  
 Vice President of Security ..... Brian Kinzig  
 Team Security .....Derek Earls  
 Head Coach .....Rick Carlisle  
 Assistant Coaches ..... Stephen Silas, Jamahl Mosley, Jenny Boucek, Darrell Armstrong, Mike Weinar  
 Vice President Basketball Operations .....Michael Finley  
 Consultant .....Tom Kelly  
 Director of Quantitative Research and Development .....Bob Voulgaris  
 Manager Quantitative Research and Development .....Jeremias Engelmann  
 Full-Stack Developer/Analyst .....Nikhil Roy  
 Basketball Analytics Liason .....Zachary Chu  
 Director of Team Operations .....Kristy Laue  
 Director of Player Health and Performance.....Casey Smith  
 Head Athletic Trainer.....Dionne Calhoun  
 Assistant Athletic Trainer .....Heather Mau  
 Team Orthopedic Surgeon .....Dr. Daniel Worrel  
 Team Internist .....Dr. Bryan Allison  
 Director of Sport Psychology .....Don Kalkstein  
 Mental Skills Coach.....Mike Franco  
 Athletic Performance Director.....Jeremy Holsopple  
 Assistant Strength and Conditioning Coaches.....Jace Fredenburg, Meg Dodge, Manuel Valdivieso Navarro  
 Manual Therapist .....Casey Spangler  
 Player Development Coaches .....Brad Davis, God Shammgod  
 Shooting Coach .....Peter Patton  
 Head Equipment Manager .....Kory Johnson  
 Assistant Equipment Manager .....Craig Metcalfe  
 Director of Scouting .....Jason White  
 Director of Player Personnel .....Tony Ronzone  
 Director of Pro Scouting .....Dave Pendergraft  
 Director of International Scouts.....Alvydas Pazdrazdis  
 Scouts .....Don James Nelson, Eduardo Najera, James Kelly, Kevin Stacom, Darren Tillis, Nick Van Exel  
 Advanced Scouts .....Greg Dreiling, Reginald Johnson  
 International Scouts .....Roberto Carmenati, Lisandro Miranda  
 Director of Internal Analytics .....Terry Sullivan  
 Tarsha Lacour .....SVP of Human Resources  
 Head Video Coordinator .....Mike Shedd  
 Director of Analytics .....Charles Brocato  
 Analytics Associate .....Chris Newell  
 Player Analytics Manager .....Mondrick Jones  
 Assistant Video Coordinator .....Brent Booker  
 Video Analytics Assistant .....Peter Crawford  
 Video Coordinator .....Brian Grant  
 Special Assistant .....Al Whitley

## Strategy and Analytics

Ronnie Fauss.....Chief Strategy Officer and SVP-New Business Development  
 Keisha Wyatt.....Director Strategic Partnerships  
 Chris Davidson.....CRM Operations Director



Strategy and Analytics

Ronnie Fauss.....Chief Strategy Officer and SVP-New Business Development
Keisha Wyatt.....Director Strategic Partnerships
Chris Davidson.....CRM Operations Director
Corinne Schroeder.....Financial Planning & Analysis Analyst
Isaiah Ramsey.....Data Analyst

Finance

Matt Wojciechowski.....Chief Financial Officer
Will Gough.....Controllor
Nina Moreno.....Director of Accounting
Carol Dodd.....Accounts Payable Manager
Jana Fleming.....Senior Accountant
Annie Gallagher.....Senior Staff Accountant
Deandra Bullock and Gregorio Trejo.....Staff Accountants
Stephanie Ferguson.....Accounts Payable Associate

Ticket Operations

Michael Childers.....VP Ticket Administration
Shayne Ballard.....Director of Ticket Operations
Mary Jean Gaines.....Senior Director of Ticket Administration
Simone Hogan.....Sr. Manager Ticket Operations
Aubrey Molina.....Ticket Operations Coordinator
Brittany McGee.....Ticket Operations Associate

Technology

David Herr.....Chief Technology Officer
Scott Powers.....Director of Information Technology
Chris James.....Information Systems Manager
Will Burseen.....Desktop Support Technicia

Digital Media

Mike Marshall.....Director of Digital Content
Trey Christensen.....Director of Digital Communications
Adam Wermuth.....Sr. Digital Manager
Bobby Karalla.....Digital Content Manager
Gabby Wilkins.....Content Editor
Lizelle Lauron.....Social Media Manager
Steve Chavera.....Head Photographer
Monica Borja-Garcia.....Photographer

Basketball Communications

Scott Tomlin.....VP of Basketball Communications
Alan Rakowski.....Manager of Basketball Communications

Corporate Communications and Events

Erin White.....VP of Corporate Communications and Events
Ashley Gambino.....Events Director
Rachael Sklar.....Communications and Events Coordinator
Gavin Mulloy.....Event Venue and Sales Manager
Isaac Arrington.....Events Manager
Lindsay Oster.....Influencer Manager
Tamara Metcalfe.....Community Reporter
Dwain Price, Eddie Sefko.....Digital Content Reporters

Community and Player Relations

Greg Nared.....SVP-Player Relations, Gaming and Youth Basketball
Katie Edwards.....VP Community Relations/President of Mavs Foundation
Hannah Sherertz.....Director Community Relations
Emily Luth.....Community Services Coordinator
Ben Hunt.....Youth Basketball Director
Brad Freeman.....Youth Basketball Director-Tournaments
Ronard Patton.....Youth Basketball Manager
Kelli Robinson.....Youth Basketball Coordinator
Brandon Barkley.....Player Relations Manager
Cedric Ceballos.....Player Relations - Former Players
Becca Brown.....Business Operations Manager

Marketing

Jerome Elenez.....Chief Marketing Officer
Deadrah Smith.....Executive Assistant to CMO
Iris Diaz.....Sr. Director of Marketing
Yanina Gonzalez.....Marketing Project Manager
Leah Wilson.....Marketing Coordinator
Dale Alexander.....VP of Creative Marketing
Matt Hoffer.....Creative Director
Jena Jessen.....Creative Studio Services Manager
Peyton C. Franks.....Marketing Coordinator - Creative
Manny Jimenez.....Sr. Motion Graphics Designer
Aston Majors and Brian Morren.....Graphic Designers



Jonathon Kornblith.....VP Entertainment and In-Game Experience  
 Ryan Rosenbaum.....Director Game Presentation  
 Calee Williams..... Sr. Coordinator In-Game Entertainment  
 Ivy Awino.....Entertainment Manager  
 Dalton Tarver.....Senior Shooter and Editor  
 Jonathan Lim, Eric O'Donnell, and Shelbie Sumter.....Shooters and Editors  
 Sorrya Pech..... Marketing Coordinator - Video

Mascots

MavsMan.....Mascot  
 Champ.....Mascot  
 JoeScrivner.....Entertainment Manager

Merchandise

Alison Panasik.....VP of Merchandising and Brand Identity  
 Farah Gillani.....Director of Merchandising  
 Allison Lewis.....Senior Buyer  
 Brian Rosa..... External Merchandise Manger  
 Carlos Monge.....E-Commerce Specialist  
 Michaya Richardson.....Customer Service Representative

Ticket Sales and Services

Theo Hodges.....SVP of Ticket Sales  
 Teddy Graves.....Business Operations Manager  
 Stephen Mudd.....Director of Premium Sales  
 Mckenzie Watts.....Premium Service Manager  
 Marc Mundy.....Senior Premium Sales Executive  
 Abel Tobias, Brooke Roshell, and Will Jamison.....Premium Sales Executives  
 Scott Tribble.....Director of Season Ticket Sales  
 David Green and Ernest Rangel.....Senior Account Executive  
 Alexander Fruci, Ashley Williams, Blake Paxton, Scott Chenault, Dylan Burson, Javan Drumond, and Promit Chatterjee.....Account Executives  
 Kenny Bunch and Lee Page.....Sevice and Retention Manager  
 Hayley Jones, Heather Thompson, Jason Sivils, Jordan Key, Morgan Barrentine, Rachael Skinner, Tyler Badt.....Service & Retention Executives  
 Matt Fontana and Cory Webb.....Group Sales Managers  
 Breanna Kellogg, Harrison Bucher, MJ Morgan, Marquise Greene, Michael Hand, Omayra Mccandele.....Group Account Executives  
 Kyle Gillespy.....Manager of Inside Sales, Training & Development  
 Brian O'Bannon, Cassie Enriquez, Cat McCoy, Kamri Brown, Sunny Shetty, Jake Nucci, Sydney Kuby.....Inside Sales Representatives

Corporate Sponsorships

Ryan Mackey.....SVP of Corporate Sponsorships  
 Billy Phillips.....VP of Corporate Sponsorships  
 Desiree Scott, Kyle Tapply, Kory Nix, Clay Christopher.....Sr. Directors of Corporate Sponsorships  
 Mike Mattocks.....Director of Corporate Sponsorships  
 Kelly O'Brien, Kevin Morgan, Connor Terry.....Corporate Sales Executives  
 Tray Thompson.....Corporate Account Executive - Mavs Gaming  
 Sarah Musali.....Corporate Sponsorship Sales Coordinator  
 Patrick Sorensen.....VP of Corporate Sponsor Activations  
 Lacey Frederick.....Sr. Corporate Sponsorship Activation Manager  
 Spencer Santora, Jade Bly.....Sponsorship Activation Managers  
 Lindsey Jenkins.....Corporate Activation Coordinators  
 Victor Ribakare.....Sponsorship Activation Coordinator

Operations

Steve Letson.....SVP of Basketball and Arena Development  
 Jacob Taylor.....Sr. Director Operations  
 Kathleen Caday.....Operations Manager  
 Doug Rumbo.....Facility Administrator  
 Andrew Dunlevy.....Practice Facility Manager  
 Luke Shelby.....Gaming Facilities Manager  
 Eric Philibert.....Logistics Manager

Broadcast

Mark Followill.....TV Announcer  
 Julian Ochoa.....Broadcast Manager


Mavs Gaming/ E-Sports •

Nathan Davis.....E-Sports Creative Services Director  
 Jonathan Miller.....E-Sports Marketing Manager  
 Jourdan Kerl.....E-Sports Content Coordinator  
 LT Fairley.....E-SportsHead Coach  
 Lance Sessions.....E-Sports Assistant Coach



# BASKETBALL STAFF

## MARK CUBAN, OWNER



Since Mark Cuban purchased the Dallas Mavericks on Jan. 4, 2000, the face of the organization has changed dramatically.

Under his leadership, the team's home games have become more than just an ordinary NBA event – they have become a total entertainment experience. That party atmosphere he helped instill, with the return of the “Reunion Rowdies”, has carried over into the creation of the “Mavericks ManiAACs” at American Airlines Center.

Cuban's whatever-it-takes attitude and commitment to winning has grabbed everyone's attention. From his first introduction to the team to the end of his first season as owner, the players responded with a 31-19 record, including a 9-1 mark in April.

The organization's upward trend has continued since. Dallas has won at least 50 games in 12 of the last 19 seasons and has advanced to the NBA Playoffs in 15 of the last 19 years.

In 2006-07, the Mavericks won a franchise-high 67 games and posted the NBA's seventh-best record in history. Dallas won 60 games in 2002-03 and 2005-06, advancing to the Western Conference Finals in both seasons. The Mavericks made the franchise's first appearance in the NBA Finals in 2006 and again in 2011, winning the World Championship vs. the Miami Heat.

Cuban has been successful in bringing a sense of pride and passion to Mavericks fans – presenting himself as the ultimate role model, cheering from the same seats he has had for many seasons. He is the first owner in team sports to encourage fan interaction through e-mail. It was through this personal touch that fans throughout the Metroplex, and around the world, began to notice Cuban's energetic personality and take notice of the Mavericks. He has personally responded to hundreds of thousands of e-mails and several suggestions from fans have led to innovative changes.

Prior to his purchase of the Mavericks in January 2000, Cuban co-founded Broadcast.com, the leading provider of multimedia and streaming on the Internet. Broadcast.com was sold to Yahoo! Inc. in July of 1999. MicroSolutions, a leading national systems integrator, was co-founded by Cuban and partner Martin Woodall in 1983 and later sold to CompuServe.

In addition to his ownership of the Mavericks, Cuban has also been an investor in start-ups including Mahalo, JungleCents.com, motionlift.com, Filesanywhere.com, Naked Pizza and 140fire.com. Along with partner Todd Wagner, he also co-owns The Landmark Theater chain, Magnolia Pictures and Magnolia Home Video.

A graduate of Indiana University, Cuban hails from Pittsburgh, Pa., and resides in Dallas.



## CYNTHIA “CYNT” MARSHALL, CEO



Cynt Marshall has been a dynamic force for inclusion and diversity within the Mavericks organization and over a 36-year career at AT&T. When Cynt was hired as the new CEO of the Mavs in March 2018, she set her sights on a culture transformation. Her vision was for the Mavericks organization to become the NBA standard for inclusion and diversity, and brought transparency, trust and her values-based leadership style that evolved the company culture in her first 100 days.

Prior to her joining the Mavs, Cynt founded [Marshalling Resources](#), a consulting firm specializing in Leadership, Diversity & Inclusion, Culture Transformation and overall optimization of people resources. Upon the company naming its first Chief Inclusion Officer in June 2017, Cynt worked with The Dow Chemical Company to develop and implement a strategy for institutionalizing an inclusive culture.

Cynt's notoriety began many years ago as a young Officer at AT&T and grew exponentially when she served as Senior Vice President – Human Resources & Chief Diversity Officer at AT&T. There she was responsible for identifying and developing leaders, aligning employees with the company's vision and priorities, overseeing major business unit HR support, performance development, employee engagement, skills transformation initiatives, EEO and Affirmative Action. Cynt also led the team that created a world class Diversity and Inclusion culture, landing AT&T in the top 3 on Diversity Inc's 2017 Top 50 list of companies. She also spearheaded the work that for the first time placed AT&T on *Fortune's 100 Best Companies to Work For* list in 2017, one of only two Fortune 50 companies.

Before her SVP-Human Resources and Chief Diversity Office roles, Cynt served as President-AT&T North Carolina where she became the first African-American chair of the North Carolina State Chamber of Commerce. Prior to her North Carolina appointment, Cynt held a variety of executive line and staff, technical and non-technical positions at AT&T and its predecessor companies.

Widely recognized for her visionary leadership and ability to get things done, Cynt is the recipient of several honors and awards. Most recently, Cynt was touted as one of *Adweek's 30 Most Powerful Women in Sports* and was selected as one of the 2019 Women of Power Legacy Award honorees by *Black Enterprise*. In 2017, she was honored by *The Network Journal* as one of the 25 Most Influential Women in Business. In 2017, Cynt was awarded the ATHENA® Leadership Program Award by the Dallas Regional Chamber, which recognizes exceptional women who excel in their careers, contribute to their communities and develop women leaders. This annual award is presented by chambers of commerce, women's organizations and universities worldwide. In 2019 and three times prior, she was selected as one of the "50 Most Powerful Women in Corporate America" by *Black Enterprise* magazine and named to *Ebony* magazine's 2016 "Power 100" list. In 2014, industry analysts and members of the press conferred on Cynt the *HR Executive of the Year - Best in Biz Award*. For her efforts on behalf of the people of North Carolina, in 2013 Cynt received the prestigious *Leadership North Carolina Governor's Award*, which honors just one citizen each year for lifetime achievements.

Cynt graduated from the University of California-Berkeley with degrees in Business Administration and Human Resources Management and holds four honorary Doctorate degrees. She has chaired a variety of non-profit boards and is currently on the board of Dallas CASA, Dallas Regional Chamber, Texas Women's Foundation and a member of the Executive Leadership Council (ELC).

The fourth of six children, Cynt grew up in Richmond, Calif., and lives in the Dallas area. She and her husband, Kenneth Marshall, have four adult children.





## DONN NELSON, PRESIDENT OF BASKETBALL OPERATIONS & GENERAL MANAGER



One of the most respected minds in the NBA, Donnie Nelson is involved in every aspect of the Mavericks basketball operations. Nelson, who owns 34 years of NBA experience, came to Dallas on Jan. 2, 1998, after three seasons as an assistant coach with the Phoenix Suns.

Nelson was instrumental in rebuilding a team that suffered a decade-long playoff drought into a perennial playoff team and championship contender. Under Nelson, the Mavericks have won 57.9% (626 of 1,082) of their games with three 60+ win seasons, including a franchise-record 67-win season in 2007, which tied for the sixth-best record in NBA history.

The Mavericks are also one of only six NBA franchises to win 60 games or more three times in a five-year span. During his tenure, the Mavericks have made the playoffs in 15 of the last 19 seasons, been to the Western Conference Finals three times, advanced to the NBA Finals twice, captured their first Division title in 20 years in 2007 and won their first World Championship in 2011. Nelson successfully coached the Mavericks while his father and former head coach, Don Nelson, was recovering from cancer surgery in 2000-01. Donnie led the team to a 15-8 record while serving as head coach. He was the top assistant

to his father at Golden State, where he served the organization a total of eight seasons (1986-94). Nelson was also a regional scout for the Milwaukee Bucks for two seasons (1984-86).

From 1990-2006, Nelson served as an assistant coach for the Lithuanian National Team. In that span, he helped them win three bronze medals in four Olympiads, a silver medal in the 1995 European Championships and a gold medal in the 2003 European Championships. In appreciation of his contributions, Nelson was awarded the Grand Cross of the Commander by the President of Lithuania in 2004. In 1994, Nelson proudly served as a scout for USA Basketball at the World Championships in Toronto. Dream Team II went undefeated on their way to capturing a gold medal that year.

Nelson's tireless efforts helped crack two walls that once seemed unbreakable. He was responsible for signing the first player from both the Soviet Union (Sarunas Marciulionis) and China (Wang Zhizhi) to NBA contracts. In addition, Nelson holds the honor of being the only American coach to participate in a Soviet National training camp. On June 24, 1998, Nelson engineered a deal that brought a relatively unknown German and an unheralded Canadian to Dallas. Both Dirk Nowitzki (2007) and Steve Nash (2005, 2006) would go on to be named the NBA's Most Valuable Player, giving the Mavericks the distinction of being the only team in history to acquire two future MVPs in the same transaction.

"Donnie has been my biggest supporter from day one," said 14-time NBA All-Star, 2007 MVP and 2011 NBA Finals MVP Dirk Nowitzki. "He works harder than any coach or president in the NBA. He thinks about basketball 24 hours a day."

Nelson also serves as the Chief Advisor for the Chinese National Basketball Team. During his five years of service, they equaled their all-time best Olympic finish (8th) in Athens and won the Gold Medal at the 2005 and 2007 Asian Championships. In 2008, he helped coach the team to an eighth-place finish in the Beijing Olympics. Nelson's first exposure to the continent of Africa took place in 1992. He has conducted clinics in North Africa, Senegal, Nigeria and South Africa. Nelson is especially proud to be associated with the NBA's Basketball Without Borders program in Africa. This outreach program provides educational opportunities to challenged African athletes.

In December 2002, Nelson's heart for disadvantaged youth led to the creation of the Assist Youth Foundation, which has since combined with the charity organization known as Little Heroes. The foundation's goal is to advance opportunities for underprivileged kids in the Dallas-Fort Worth Metroplex and across the globe. Additionally, he proudly serves on the board of the Make-a-Wish Foundation. In 2009, Nelson became the co-owner of a new NBA G-League team, the Texas Legends, that is located in Frisco, Texas. A 1986 graduate of Wheaton College (Ill.), Nelson was inducted into the school's Hall of Honor on Oct. 3, 1997. He led Wheaton in scoring and was an NABC All-Midwest selection.

Born Sept. 10, 1962, he and his wife, Lotta, have a daughter, Christie (8/10/92) and a son, D.J. (5/24/94).



## RICK CARLISLE, HEAD COACH



Rick Carlisle is in his 12th season as the head coach of the Dallas Mavericks. He was hired by Dallas in May of 2008, and is the third-longest tenured head coach in the league behind San Antonio's Gregg Popovich (hired in December 1996) and Miami's Erick Spoelstra (April 2008). Carlisle became the winningest coach in Mavericks history with a 103-93 victory at the L.A. Lakers on Nov. 1, 2015, passing Don Nelson (339) with his 340th win with the franchise.

Carlisle has led his team to the playoffs 12 times in his 17 seasons as a head coach. He guided the Mavericks to their first-ever world championship in 2011, while posting an impressive 16-5 mark during the 2011 postseason. Carlisle, who won a title as a player with Boston in 1986, is one of only 14 individuals to win an NBA championship as both a player and a head coach. He recorded his 750th career victory with Dallas' 129-127 overtime win at Memphis on 4/7/19, becoming the 17th coach in NBA history to reach the milestone.

Carlisle, who was named the ninth Dallas coach in franchise history on May 9, 2008, led the Mavericks to the postseason in seven of his first 11 seasons with the team. Carlisle joined

the Mavericks after spending six seasons, with Detroit and Indiana, as a head coach. He served as an ESPN studio analyst during the 2007-08 NBA season before coming to Dallas.

Carlisle began his head coaching career with Detroit. During his two-season tenure, the Pistons won 61% (100-64) of their games to go along with two Central Division championships and one trip to the Eastern Conference Finals. Following his first season as head coach in 2002, Carlisle earned the NBA's Coach of the Year award.

Carlisle joined Indiana as the head coach on Sept. 2, 2003. In his first year, Carlisle led the Pacers to the NBA's best record (61-21), the most victories in franchise history, the best winning percentage in team history (.744) and a Central Division championship. He also led the Pacers to the 2004 Eastern Conference Finals where they eventually lost to the Pistons.

Carlisle, including his previous two seasons with Detroit, became the first coach since Pat Riley to win 50 games and division championships in each of his first three seasons as a head coach. Overall, Carlisle earned a 181-147 (.552) regular season record in Indiana and led the team to three consecutive postseason appearances before stepping down following the 2006-07 campaign.

Carlisle began his coaching career in 1989 as an assistant with the New Jersey Nets. In five seasons with the Nets, he had the opportunity to work under Hall of Fame coaching legends Bill Fitch and Chuck Daly. Carlisle then moved on to Portland, where he spent three seasons as an assistant under P.J. Carlesimo before joining former teammate Larry Bird's staff in Indiana during the summer of 1997.

In 1984, Carlisle began his NBA career as the only rookie to make the Boston Celtics roster. He spent three seasons in Boston and enjoyed his best year as a pro when he averaged 9.9 minutes in 77 games for the 1986 world champions. He then played one year with the New York Knicks under head coach Rick Pitino before moving on to New Jersey, where he played briefly for Fitch before being offered an assistant coaching position with the franchise.

Collegiately, Carlisle played two years at the University of Maine before transferring to the University of Virginia, where he was co-captain of the Cavaliers' 1984 Final Four team. A native of Ogdensburg, N.Y., he graduated in 1984 with a B.A. in psychology from Virginia. Carlisle and his wife, Donna, have a daughter, Abby. He enjoys golf, piano, table tennis and spending time with his family, which includes two dogs, Zoe and Daisy.

YEAR	TEAM	REGULAR SEASON		POSTSEASON	
		W-L	PCT	W-L	PCT
2001-02	Detroit	50-32	.610	4-6	.400
2002-03	Detroit	50-32	.610	8-9	.471
2003-04	Indiana	61-21	.744	10-6	.625
2004-05	Indiana	44-38	.537	6-7	.462
2005-06	Indiana	41-41	.500	2-4	.333
2006-07	Indiana	35-47	.427	0-0	---
2008-09	Dallas	50-32	.610	5-5	.500
2009-10	Dallas	55-27	.671	2-4	.333
2010-11	Dallas	57-25	.695	16-5	.762

YEAR	TEAM	REGULAR SEASON		POSTSEASON	
		W-L	PCT	W-L	PCT
2011-12	Dallas	36-30	.545	0-4	.000
2012-13	Dallas	41-41	.500	0-0	---
2013-14	Dallas	49-33	.598	3-4	.429
2014-15	Dallas	50-32	.610	1-4	.200
2015-16	Dallas	42-40	.512	1-4	.200
2016-17	Dallas	33-49	.402	0-0	---
2017-18	Dallas	24-58	.293	0-0	---
2018-19	Dallas	33-49	.402	0-0	---
<b>TOTALS</b>		<b>751-627</b>	<b>.545</b>	<b>58-62</b>	<b>.483</b>



## STEPHEN SILAS, ASSISTANT COACH



Stephen Silas begins his second season as an assistant coach with Dallas after spending the previous nine seasons as an assistant with the Charlotte Hornets, including the last as the team's Associate Head Coach. The 2019-20 season will mark his 19th year as an assistant coach in the NBA.

During his recent stint with Charlotte, Silas served as the head coach of the team on several occasions. In 2015-16, he helped lead the Hornets to a division-best 48-34 (.585) record and the franchise's second playoff appearance in a span of three years.

Silas joined the Hornets' coaching staff on Dec. 26, 2010, after spending the previous four-and-a-half seasons as an assistant coach for the Golden State Warriors. Prior to joining the Warriors, Silas served as an advance scout for the Washington Wizards during the 2005-06 campaign.

Silas also spent five seasons as an assistant coach under his father, Paul Silas, with the original Charlotte/New Orleans Hornets (2000-03) and Cleveland Cavaliers (2003-05). Silas, who joined the original Hornets in the summer of 1999 as an advance and college scout, was promoted to assistant coach on June 5, 2000, making him the youngest assistant in the NBA at that time at 27 years old.

Silas has also served as a Summer League head coach for New Orleans (2002), Cleveland (2003) and Golden State (2010). In addition to his work with NBA teams, Silas coached at the 2003 and 2007 NBA Pre-Draft camps and the 2011 adidas EuroCamp in Treviso, Italy. Internationally, Silas has worked at camps and clinics across the globe to help promote the game of basketball and the NBA in locations including Germany, South Africa and South Korea.

The Boston native graduated from Brown University in 1996, where he earned bachelor's degrees in sociology and management and played four seasons for the Bears basketball team. Upon graduation, Silas spent three years as the assistant executive director of the National Basketball Retired Players Association in Providence, R.I.

Silas and his wife, Keryl, were married in 2002 and have two daughters, Kyler Elyse and Kaelyn.

## JAMAHL MOSLEY, ASSISTANT COACH



Jamahl Mosley enters his sixth season as an assistant coach with Dallas. He has also previously served as the head coach on the Mavericks Summer League team that competed in Las Vegas. Prior to joining the Mavericks, Mosley spent four seasons as an assistant coach for the Cleveland Cavaliers from 2010-14.

Before joining the Cavaliers in July 2010, Mosley spent five seasons with the Denver Nuggets. He spent the first two seasons working in player development/advance scouting, and moved up to assistant coach during his last three seasons. The Nuggets reached the playoffs each of those three years, winning 50 games or more, including winning the Northwest division twice and a trip to the Western Conference Finals in 2009.

Mosley was a four-year letterman at the University of Colorado from 1997-2001, where he is one of 33 players in school history to score over 1,000 points. Following his collegiate career, he played four seasons of professional basketball overseas: two years in Australia for the Victoria Titans, one year in Spain with Baloncesto Leon and one year in Korea.

A native of Milwaukee, Mosley served as an assistant coach at the 2018 USA Basketball Men's National Team mini-camp. He has participated in Basketball Without Borders in Africa on several occasions. He and his wife, Kristina, have three children, Jemma, C.J. and Chance.



## DARRELL ARMSTRONG, ASSISTANT COACH



Former Maverick Darrell Armstrong enters his 11th full season as an assistant coach after joining Dallas midway through the 2008-09 campaign. For nine summers, Armstrong was the top assistant coach of the Mavericks Summer League team that played in Orlando and Las Vegas.


Armstrong brings 15 years of NBA experience as a player to the bench as he assists with the development of young players as well as veterans.

After going undrafted out of Fayetteville State, Armstrong played in the Global Basketball Association and the United States Basketball League as well as in Cyprus and Spain. Armstrong was eventually signed as a free agent by the Orlando Magic, thus beginning a career that saw him play 14 seasons in the NBA with Orlando, New Orleans, Dallas, Indiana and New Jersey. He played in 840 NBA games and holds career averages of 9.2 points, 4.0 assists and 1.34 steals in 23.7 minutes per game. During his career, Armstrong earned both

the NBA's Sixth Man Award and Most Improved Player Award in 1999. He participated in the Slam Dunk Competition at the 1996 NBA All-Star Weekend and was a career 87.1 percent shooter from the foul line.

Armstrong was traded from New Orleans to Dallas on Dec. 3, 2004, in exchange for Dan Dickau. He played 114 games for the Mavericks until he was traded to Indiana on June 24, 2006. A native of Gastonia, N.C., Armstrong has two daughters, Arkia and Mayliah, and one son, Darrell, Jr.

## MIKE WEINAR, ASSISTANT COACH



Mike Weinar enters his 12th season with the Mavericks and third with the title of assistant coach. Weinar was member of the 2011 Championship coaching staff. He is responsible for opponent preparation and contributes prominently to the offensive side of the ball.

Weinar led Dallas to the 2017 Orlando Summer Pro League Championship as well as guiding the 2019 NBA Summer League Mavericks to a playoff appearance as the head coach. He also has served as an assistant coach on previous Mavericks' Las Vegas summer league teams. Prior to joining the Mavericks, Weinar worked as a graduate assistant at the University of Florida under head coach Billy Donovan.

Weinar served as a graduate assistant with the University of Florida Men's Basketball Program from 2006 to 2008. From 2003 to 2006, Weinar served as a student manager with the University of Florida Men's Basketball Program. During his tenure at the University of Florida, he was a part of back to back National Championship teams in 2005-06 and 2006-07. Prior to this, Weinar served as an assistant basketball coach at his alma mater, Bronson High School.

Born in Urbana, Ill., Weinar earned his master's degree in sport management and his bachelor's degree in exercise and sport science with a minor in business administration from the University of Florida. Weinar has extensive experience coaching and speaking at camps and clinics both domestically and internationally. Born July 23, 1984, Weinar is the son of Paul and Linda Weinar. Weinar and his wife, Noelle, have two sons, Gavin and Wesley.



## JENNY BOUCEK, ASSISTANT COACH



Jenny Boucek begins her second season with the Mavericks and will hold the title of assistant coach.

Boucek became just the third woman to coach in the NBA while with the Sacramento Kings (also Becky Hammon-San Antonio and Nancy Lieberman-Sacramento). Prior to joining the Kings, she spent two decades coaching professionally in the WNBA, including being the head coach of the Seattle Storm (2015-17) and the Sacramento Monarchs (2007-09).

Boucek was involved in the WNBA since its inaugural season in 1997 when she played for the Cleveland Rockers. Following a career-ending injury in 1998, she began her coaching career as an assistant with the Washington Mystics in 1999. She then spent three seasons (2000-02) in the same capacity with the Miami Sol and three seasons with the Seattle Storm (2003-05). In her first stint with Seattle in 2004, Boucek was a member of the franchise's first WNBA Championship. The Storm won their second WNBA crown in 2010 with Boucek on staff in a similar role. Boucek is distinguished as the first athlete to play in the WNBA and subsequently serve as both an assistant and head coach in the league.

The Nashville, Tenn., native played collegiate basketball at the University of Virginia from 1992-96. Boucek helped lead the Cavaliers to four regular season Atlantic Coast Conference Championships and three NCAA Elite Eight appearances. She was a two-time GTE All-American, two-time ACC selection and two-time Defensive Player of the Year. She finished her career at Virginia with over 1,000 points.

Boucek resides in Dallas with her daughter, Rylie.

## KEITH GRANT, ASSISTANT GENERAL MANAGER



Keith Grant has spent 40 seasons with the Mavericks and serves as assistant general manager.

In July 1996, Grant, whose career with the Mavericks began prior to the 1980-81 charter season, was promoted to vice president of basketball operations after serving as director of player personnel from 1994 to 1996. From 1990 to 1994, he served as the club's director of scouting. In 1984, Grant served as administrative assistant/scout. His responsibilities were expanded to include advance pro scouting prior to the 1986-87 season when Dallas went 55-27 and won the Midwest Division.

Born on Jan. 3, 1958, Grant began his pro sports career at the age of 12, serving as a bat boy for the Oklahoma City 89ers AAA baseball team. He held several positions during his 12-year stint with the club. Prior to graduating from Oklahoma City University in 1980 with a bachelor's degree in business management, he played four years of varsity baseball, spending three years on the OCU basketball staff in varying roles.

Grant, who served as the Arlington Stadium organist from 1982 to 1984, is an avid baseball fan and golfer. He and his wife, Nancy, live in Lewisville and have three children, Jennifer, Melissa and Brian.



## MICHAEL FINLEY, VICE PRESIDENT OF BASKETBALL OPERATIONS



Michael Finley begins his sixth season in the Mavericks' front office and his second with the title of Vice President of Basketball Operations. He previously held the title of Assistant VP of Basketball Operations with the team. In his role, Finley assists Mark Cuban and Donnie Nelson with all aspects of player basketball operations.

Finley was drafted in the first round (21st overall) in the 1995 NBA Draft by the Phoenix Suns and was named to the First Team All-Rookie team following his rookie campaign. On Dec. 26, 1996, he was traded to the Mavericks along with Sam Cassell, A.C. Green and a second round pick in exchange for Jason Kidd, Tony Dumas and Loren Meyer. He played with the Mavericks from 1996-2005 and was named to the All-Star team twice (2000, 2001).

In 15 total seasons, he played with four teams (Phoenix, Dallas, San Antonio and Boston) and averaged 15.7 points, 4.4 rebounds and 2.9 assists in 1,103 games. In Mavericks history, he ranks fifth in points (12,389), fifth in rebounds (3,245), eighth in assists (2,393), fifth in field goals (4,834), third in 3-point field goals (870), fifth in free throws (1,851), fourth in steals (748), fifth in games (626), fourth in starts (606) and fourth in minutes (24,878). After nine seasons with Dallas, Finley signed with the San Antonio Spurs in 2005 and was a member of their 2007 NBA Championship team. He retired in 2010 after a season with the Boston Celtics.

Born and raised in Maywood, Ill., Finley attended the University of Wisconsin and graduated with a Bachelor of Science in Business Management. He averaged over 20 points per game and finished his career as the all-time leading scorer in Wisconsin history. In 2009, Finley began his film production company, Follow Through Productions, LLC. He is a financier and executive producer to several films including Sanctum (2011), Luv (2012), The Day (2012), The Butler (2013), Sneakerheadz (2014), The First To Do It (2015), Franny (2015) and American Made (2017).

Finley's passion for community service became a reality when he created the Michael Finley Foundation in 2003. Its purpose is to help support children and their families reach their fullest potential through education, entrepreneurial mentorship and other programs that emphasize improving the quality of life.

An active real estate investor and venture capitalist, he also enjoys playing golf in his spare time. He resides in Plano with his wife and three children.

## TONY RONZONE, DIRECTOR OF PLAYER PERSONNEL



Tony Ronzone returned to the Mavericks as Director of Player Personnel. He reunited with the team after serving as scout for from 1997-2000. Ronzone is responsible for all preparation and organization surrounding the college draft and assists with the day to day operations of the personnel department, which includes acquisitions, free agency, salary cap and pro personnel. Also, he is responsible for the coordination all of the scouting for Mavericks, including the NBA, NBA G League, college and international play.

On May 17, 2010, Ronzone was named the Assistant General Manager/Player Personnel of the Minnesota Timberwolves. He assisted the President with day to day operations and coordinated all personnel, including the draft and free agency.

Prior to his time in Minnesota, Ronzone was with the Detroit Pistons for nine seasons, most recently as the team's Director of Basketball Operations. He started with the Pistons in 2001, serving as the team's Director of International Scouting until 2005 when he was promoted to Director of Basketball Operations. He was a member of the Pistons during their NBA Championship run in 2004. As a member of the Olympic committee of F.I.B.A., Ronzone has been very active with USA Basketball, where he serves as Director of International Player Personnel. In this position, he assisted with the gold-medal winning men's basketball team at the 2008 Olympics (China), the 2010 FIBA World Championships (Turkey) and the 2012 Olympics (London).

Renowned for his international basketball acumen, Ronzone began his coaching career as the youngest head coach in New Zealand history (age 22). He has also held head coaching positions with the Saudi Arabian National Team (1992) and United Arab Emirates Team (1992-1997). In 2001, Ronzone became the first American to coach the Chinese National Team, winning gold at the East Asian Games with a team featuring Yao Ming. Ronzone has coached or conducted clinics in over 55 countries around the world. He is very active with NBA Basketball without Borders and has coached at Euro camp in Treviso, Italy for the past 14 years.

Ronzone played college basketball at the University of Nevada, participating in two NCAA tournaments, before finishing his collegiate career at Long Beach State. He also played professionally overseas in New Zealand, the Philippines, along with other countries. He was inducted in the Bishop O'Dowd (Oakland, Calif.) Hall of Fame in 2004 and the Castro Valley California Hall of Fame in 2016. Tony and his wife, Tricia, have twin boys, Cade and Austin, and a daughter, Elan.



## BRAD DAVIS, PLAYER DEVELOPMENT COACH



Brad Davis is in his 18th season with the Mavericks in the player development area. This marks his second term as a coach with the team.

Davis, who over the past 40 years has served the Mavericks as a player, coach and community services/camps representative, is also the team’s color analyst on all ESPN 103.3 FM broadcasts this season. Prior to his TV stint in 2007-08, he had worked in the same capacity on radio for nine years.

In 1993-94, Davis did analysis on Mavericks road television games and served as radio analyst on home games. He also contributed radio analysis on home broadcasts for the first part of the 1992-93 season before spending the final 48 games of that season as an assistant coach to Mavericks interim head coach Gar Heard.

From 1993 to 1995, Davis was a Mavericks assistant coach on Dick Motta’s coaching staff. In 1992, Davis retired as one of only 15 players in NBA history to play 15 seasons. On Nov. 14, 1992, Davis became the first Maverick to have his jersey retired when his No. 15 was raised to the rafters. Davis was the final member of the Mavericks 1980-81 charter season

team to retire. He lasted eight years longer with Dallas than any other member of that squad.

For his NBA career, Davis averaged 8.2 points on 51.0 percent shooting in 961 games. As a Maverick, Davis averaged 8.6 points on 51.0 percent shooting with 5.1 assists in 883 games. He began his career in 1977 as a Lakers first-round draft pick (15th overall) out of Maryland. During the offseason, Davis continues his love of coaching by working with promising college and high school athletes to prepare them for the NBA. He lives in Arlington with his wife, Kelli, and they have three children, Erin, Mike and Cara.

## REGINALD JOHNSON, ADVANCE SCOUT



Reginald Johnson is in his 24th season with the Mavericks and his 14th as the team’s advance scout. The four seasons prior, he served a dual role as a scout and video coordinator.

Johnson began his career with the Mavericks as a merchandising coordinator, coming to the club from a similar role with Spalding in his native Little Rock, Ark. He later shifted to the role of assistant video coordinator and then to video coordinator before adding scouting responsibilities during the 2002-03 season.

Born Oct. 30, 1969, in Hope, Ark., he earned his bachelor of science degree in telecommunications at Southwest Baptist University in 1993. While at SBU, Johnson was a four-year football starter for the Bearcats and a two-time All-MIAA Conference team member. As a senior at Parkview Arts Magnet H.S., Johnson was named the Arkansas State Defensive Player of the Year in basketball and helped guide his team to a state championship. He was also an All-Star and All-State selection at quarterback.

Johnson and his wife, Terra, reside in Mansfield, Texas, with their son, Bryce.

## GREG DREILING, ADVANCE SCOUT



Greg Dreiling begins his 20th season as a member of the Mavericks basketball operations staff, the 13th in his role of advance scout.

A former center for the Kansas Jayhawks, Dreiling was a second-round choice of Indiana in the 1986 NBA Draft. He averaged 2.1 points, 2.1 rebounds and 8.9 minutes in 474 career games with Indiana, Cleveland and Dallas.

Dreiling averaged 2.3 points and 2.6 rebounds in 94 games over two seasons with Dallas (1993-94, 1996-97).

Dreiling and his wife, Kelley, have been married 34 years. They have two children, Scott and Jill.



## MIKE SHEDD, PLAYER DEVELOPMENT COACH/BASKETBALL TECHNOLOGY DIRECTOR



Mike Shedd enters his 14th overall season with the Mavericks and his first with the title of Player Development Coach/Basketball Technology Director. Prior to being promoted to Head Video Coordinator before the 2009-10 campaign, Shedd spent three seasons as the team’s assistant video coordinator

Shedd spent his 10th summer as an assistant coach on the Mavericks Summer League team in 2019 and has helped direct the team’s draft workouts in each of the past 11 years.

Prior to joining the Mavericks, Shedd spent four years as an assistant coach with men’s basketball at Furman from 2002-06. Prior to his time at Furman, he spent two seasons at Ohio State, where he served as video coordinator and director of summer camps for the Lady Buckeye basketball program. In 2001, the Lady Buckeyes won the Women’s National Invitation Tournament. Prior to his stint at Ohio State, he spent three years at Eastern Michigan as the video coordinator and

director of summer camps under head coach Milton Barnes. He was promoted to assistant coach for the 1999-2000 campaign. While at EMU, the Eagles captured the 1997-98 Mid-America Conference championship.

A native of Albion, Mich., Shedd earned a bachelor’s degree in physical education from Purdue University in 1997. He resides in Lewisville with his wife, Andrea, and two sons, Greyson and Jagger.

## TERRY SULLIVAN, DIRECTOR OF BASKETBALL ADMINISTRATION



Terry Sullivan enters his 10th season with the Mavericks and first as director of basketball administration. Sullivan, who plays a key role in the team’s player evaluation process, provides detailed, year-round assessment of the individual progress of Mavericks players. His analysis includes thorough review of games, practices and developmental sessions, as well as monitoring trends in the players’ cognitive training off the court.

He participates in the Mavericks’ draft preparation and free agency efforts through live scouting, film review and analysis of both advanced statistics and the salary cap. He develops and administers a basketball comprehension exam used to evaluate the intellectual capacity of draft prospects.

Sullivan also hires and oversees the team’s player development interns, most of whom are former college players who play a vital role in practices and game preparation. The program has become one of the premier basketball internships in the league, producing several current employees for the Mavericks and around the NBA.

Sullivan joined the Mavericks as a video scout for the 2010-11 championship campaign and served in that role until his promotion to the front office in 2015, where he spent four years as director of internal analytics.

Previously, he was a video coordinator intern with the L.A. Clippers during the 2009-10 season. Prior to his stint in Los Angeles, Sullivan helped the Catholic University Cardinals reach the postseason as an assistant coach in 2008-09. Sullivan’s NBA journey began in the summer of 2006, when he worked as an athletic training intern for the Washington Wizards.

The Dallas native attended high school in New Rochelle, N.Y. and graduated with a B.S. in Biology from Providence College in 2008, where he served as a video assistant for the Friars men’s basketball team.

Sullivan resides in Dallas with his wife, Macy, and their daughter, Eleanor.





## PETER PATTON, SHOOTING COACH



Peter Patton begins his second season as the Mavericks Shooting Coach. He joined Dallas after spending the previous two seasons working in the same capacity for the Minnesota Timberwolves.

Patton has been teaching basketball for over 20 years, including learning the craft of shooting under San Antonio Spurs Assistant Coach Chip Engelland. Patton never missed a game in college and set the DePaul single-season three-point percentage record as a junior (54.1%), a mark that still stands. He is also in the top ten in DePaul history for both steals and career three-pointers made, as well as 11th in assists.

Patton attributes his shooting prowess to Engelland, who mentored him during his career at DePaul as well as his professional career in the CBA, IBA, and Europe. Patton began working as a coach for summer camps and clinics at 19, eventually moving on to a career in player development and serving as President of PureForm Basketball, a skills academy with a specialty in player

development, since 2005.

Peter and his wife, Stacey, have three sons: Luke, Nick and CJ.

## GOD SHAMMGOD, PLAYER DEVELOPMENT COACH



God Shammgod enters his fourth season as a player development coach for the Mavericks. Prior to joining Dallas, Shammgod served as a player development coach at Providence College from 2012-15, where he worked with players such as Bryce Cotton and Kris Dunn.

In his role, Shammgod helps Maverick players develop their ball handling skills through various on-court drills. He has also served as an assistant coach on the Mavericks summer league teams each of the last two years.

Shammgod was selected after his sophomore season by the Washington Wizards in the second round (45th overall pick) of the 1997 NBA Draft. He appeared in 20 games for the Wizards in 1997-98, before playing professionally in other leagues both domestically and overseas. His international playing experience included stints in Poland, China, Saudi Arabia, Kuwait and Croatia. Shammgod earned league MVP honors twice while playing in China.

A native native of New York City, Shammgod averaged 10.3 points, 6.6 assists, 2.0 rebounds, 2.0 steals and 32.5 minutes per game in his two seasons at Providence. In his first year with the Friars, he set the Big East freshman assist record en route to being named to the Big East All-Rookie Team. As a sophomore, he led the Friars to the 1997 Elite Eight, where they lost to eventual NCAA champion Arizona Wildcats in overtime.

## ROLANDO BLACKMAN, DIRECTOR OF BASKETBALL DEVELOPMENT



One of only three players in Dallas Mavericks history to have his number retired, Rolando Blackman is in his 12th season as the director of basketball development and vice president of corporate relations. He has a wide range of duties, including global scouting, sponsor relations, community representation, player development and assisting the corporate office on several fronts. During the 2005-06 season, he was an assistant coach after serving five seasons as a player development coach and two seasons as the program's director. Blackman had his No. 22 retired on March 11, 2000.

Blackman has also been part of the broadcast team in the past, serving as a studio TV analyst for games on Fox Sports Southwest. Blackman played 13 years in the NBA, 11 with the Mavericks and two with the New York Knicks. He was originally drafted by the Mavericks in the first round (ninth pick overall) of the 1981 NBA Draft. He played on six Dallas playoff teams.

The four-time NBA All-Star played with the Mavericks from 1981 to 1992 and is the team's second-leading scorer with 16,643 points. Overall, he appears in the top 10 in 18 different statistical categories in Mavericks history. Among Maverick leaders, he is second behind Dirk Nowitzki in field goals (6,487), field goal attempts (13,061) and starts (781). He owns many franchise regular season, playoff and rookie records, including consecutive games without fouling out (865). In 2010, Blackman served as an assistant coach for Turkey's national team, winning a silver medal at the FIBA World Basketball Championship in Istanbul. In 2002, he was an assistant coach for the German national team, leading the Germans to a bronze medal at the World Championship in Indianapolis.

A native of Panama, Blackman resides in Dallas.



## CASEY SMITH, DIRECTOR, PLAYER HEALTH AND PERFORMANCE



Casey Smith begins his 16th season with the Mavericks in his new role as the Director of Player Health and Performance after spending the previous 15 years as head athletic trainer. His duties include departmental oversight for all areas related to health and physical performance.

Smith joined the Mavericks in the summer of 2004 from the sports medicine staff of the Phoenix Suns, where he was head strength and conditioning coach and assistant athletic trainer. He is a 1994 graduate of West Virginia University with a master's of science in athletic training, and he received his bachelor's of science in exercise science from Arizona State University in 1992. Smith is currently pursuing his doctorate in kinesiology from the University of North Carolina, Greensboro.

Smith is a native of Wellston, Ohio, and resides in Dallas with his wife, Jennifer and their son, Justin.

## DIONNE CALHOUN, HEAD ATHLETIC TRAINER



Dionne Calhoun was named head athletic trainer in 2019 after serving as the Mavericks assistant athletic trainer for 15 seasons. Calhoun currently serves as athletic trainer for the USA Men's Senior National Basketball Team that has qualified for the 2020 Tokyo Olympics. He also spent four summers as the athletic trainer for the NBA's Basketball Without Borders program in Africa and four times has worked the Pete Newell Big Man Camp (Las Vegas and Hawaii). During the summer of 2007, he served as an athletic trainer for the Senegalese Men's National Basketball Team. Before joining the Mavericks, Calhoun served on the San Francisco 49ers training staff for two seasons. Prior to the 49ers, he worked at South Bay Spine and Sport as an athletic trainer, designing and implementing post-operative rehab programs and assessing patients. After graduation, he was the head football trainer at Marion Catholic High School (Imperial Beach, Calif.).

Calhoun received a bachelor's degree in kinesiology, with an emphasis in athletic training, from San Diego State University in 2000. He became interested in the field of athletic training while in high school. With no athletic trainers on site, he observed his basketball and track coaches taping

and warming up athletes. This lead him to investigate who performs such services for professional and Olympic athletes. That is when Dionne started following Gary Vitti on the sidelines while watching Lakers games.

Born in Compton, Calif., Calhoun graduated from Banning High (Wilmington, Calif.) in 1995 and is a certified member of the National Athletic Trainers' Association (NATA), the National Basketball Athletic Trainers' Association (NBATA) and the National Academy of Sports Medicine (NASM), and is licensed as an athletic trainer in the state of Texas. For the 2012-13 season, Calhoun was named David Craig Assistant Athletic Trainer of the Year.

Calhoun resides in Dallas with his wife, Amy.

## HEATHER MAU, ASSISTANT ATHLETIC TRAINER



Heather Mau was named the assistant athletic trainer for the Dallas Mavericks in July 2019.

She joined the Mavericks after spending three seasons with the South Bay Lakers, the Los Angeles Lakers' G-League affiliate, as their Head Athletic Trainer.

Prior to her stint with the South Bay Lakers, Heather spent two years at UC Riverside (2013-2015) and one year at Cal State University, Northridge (2015-2016) where her main sport responsibilities were Women's Soccer & Softball at both institutions.

Before Mau began her career as an Athletic Trainer, she received her master's degree in Athletic Training at California Baptist University in 2013 and her Bachelor's degree in Exercise Science from Adelphi University in 2011. Heather was also a student-athlete on the women's volleyball team during her time at Adelphi University for four years.

Heather is originally from Honolulu, Hawaii, and currently resides in Dallas.



## KORY JOHNSON, HEAD EQUIPMENT MANAGER



Kory Johnson begins his second season with the Mavericks as Head Equipment Manager. He joined Dallas after spending the previous 18 seasons with the Hornets/Pelicans organization.

Johnson began working for the Charlotte Hornets in 2000 in the Marketing and Promotions department. He spent two seasons in that role, before becoming the team's Assistant Equipment Manager when the club made the move to New Orleans in 2002. Johnson was promoted to Travel Coordinator/Assistant Equipment Manager with the franchise in 2011.

During his time with the Hornets/Pelicans, Johnson worked three NBA All-Star games and also served as a member of the National Basketball Equipment Managers Association (NBAEMA).

A native of Lexington, S.C., Johnson graduated from Newberry College (Newberry, S.C.) in 2000 with a degree in Sports Management. He resides in Plano with his wife, Heather, and their two

sons, Konnor and Landon.

## JEREMY HOLSOPPLE, DIRECTOR OF ATHLETIC PERFORMANCE



Jeremy Holsopple is in his seventh year as the Athletic Performance Director for the Dallas Mavericks where his responsibilities cover all aspects of sports performance, athletic development and Sports Science.

Prior to joining the Mavericks staff, Holsopple spent four years as the Sports Performance Coach/Head of Sports Science for the New York Red Bulls of Major League Soccer. Before joining the Red Bulls staff, Holsopple spent time as a Performance Coach in the NFL, Arena Football League, University of Kentucky, University of Mississippi and Florida Atlantic University.

Holsopple graduated with a degree in kinesiology and exercise physiology from the University of Kentucky and is a Certified Strength and Conditioning Specialist (CSCS – RSCC-D) from the National Strength and Conditioning Association.

Holsopple resides in Dallas with his wife, Marin.

## JASON WHITE, DIRECTOR OF SCOUTING



Jason White begins his 20th season with the Mavericks and his eighth as director of scouting. White started with the Mavericks in 2000 as an assistant video coordinator and progressed to work in the role of basketball operations coordinator under Donnie Nelson.

He served the 2010-2012 seasons as the team's director of player personnel, which included the Mavericks 2011 World Championship campaign. As director of scouting, Jason assists in the talent evaluation of college athletes and professionals. He coordinates the Mavericks pre-draft scouting efforts as well as organizes the team's workouts of prospective draftees.

Jason was born in West Point, N.Y., and attended high school in Cairo, Egypt. He graduated with a B.A. from Southern Methodist University in 2000. While at SMU, he worked in the athletic department serving as the video coordinator intern for the Mustangs basketball teams.

Jason and his wife, Kiley, have one daughter, Emma, and reside in East Dallas.



## AL WHITLEY, SPECIAL ASSISTANT TO THE OWNER



Al Whitley enters his 19th season with the Mavericks and his second in his role of Special Assistant to Owner Mark Cuban and Vice President of Basketball Operations for the Texas Legends, the Mavericks G League Affiliate. Previously, Whitley spent the past 15 seasons serving as the Mavs Head Equipment Manager.

In his new front office position, Whitley oversees and directs the Basketball Operations for the Texas Legends, while acting as the liaison between both the NBA Mavericks and G League Legends.

Originally from Canada, Whitley was raised in Victoria, British Columbia, and attended the University of New Brunswick on a basketball scholarship before transferring to Simon Fraser University in Vancouver, where he graduated with a bachelor’s degree in criminology and sociology.

Whitley is the former President of both the NBAEMA (National Basketball Athletic Equipment Managers Association) and NBAEMA Foundation, League-wide associations that strive to promote, advance and improve the equipment managers profession in all of its many facets. The NBAEMA Foundation works closely with St. Jude and other charitable organizations.

He and his wife, Priscilla, have two daughters, Koi and Kenzi Tru.

## DON KALKSTEIN, DIRECTOR OF SPORTS PSYCHOLOGY



Don Kalkstein begins his 19th season with the Mavericks as the team’s Director of Sport Psychology. Kalkstein is responsible for the implementation and development of peak performance and mental skills programs for players and coaches.

These programs are designed to promote the learning and application of mental skills and techniques associated with consistent and optimal performance.

Kalkstein currently serves as Senior Advisor to Texas Rangers General Manager Jon Daniels during baseball season. He also worked with the Rangers from 1995-2005, before leaving for the Boston Red Sox. In his seven years with the Red Sox (2006-2012), he was a member of the World Series Champion team in 2007. Don begins his 25th season at the professional level.

Kalkstein is a graduate of Southern Illinois University with an MS and has a C.A.S. degree in athletic counseling from Springfield College (MA). Upon receiving his graduate degree he began and continues to run a private sports psychology consulting business. His clients include athletes from the PGA, NFL and Pro Volleyball and various Division I colleges.

## TEAM PHYSICIANS

The Mavericks team physicians are (from left to right) Dr. Bryan Allison and Dr. Daniel Worrel.



## TEAM SCOUTS

The Mavericks scouts are (from left to right) Dick Baker, Kevin Stacom, Alvydas Pazdradzis, Jim Kelly, Eduardo Najera and Darren Tillis.





# ABOUT

## DALLAS MAVERICKS

From the team's own Boeing 757 and Boeing 767 to televisions in every locker, owner Mark Cuban has made sure the Dallas Mavericks are nothing but first class. The numerous upgrades Cuban has made since purchasing the team in Jan. 2000, include:

- Accommodations at five-star hotels on the road, such as the Four Seasons and the Ritz-Carlton
- Air travel, since 2001, on a team-owned Boeing 757 that has been configured to have everything an NBA player would want or need to enjoy the shortest or longest flight
- A Mavericks bench equipped with specially designed chairs that offer back support and extra padding
- Postgame buffets for both teams catered by some of the finest restaurants in Dallas
- A state-of-the-art locker room featuring a facial recognition system, aromatherapy, tunable light system to maximize circadian rhythm, ventilated drawers and a ventilation system to aid in rapid recovery

## DIRK NOWITZKI

**"There was no question since Day One that I would stay here. I love it here; I love Dallas and I love the fans. I feel very comfortable here. I loved playing basketball for the Dallas Mavericks. We have a great organization and great fans. I am very happy to have played in Dallas."**

- DIRK NOWITZKI

- No. 6 on the NBA's all-time scoring list (31,560 points)
- 2006-07 NBA Most Valuable Player
- 2011 NBA Finals Most Valuable Player
- First Team All-NBA in 2004-05, 2005-06, 2006-07, 2008-09
- Second Team All-NBA 2001-02, 2002-03, 2007-08, 2009-10, 2010-11
- Third Team All-NBA 2000-01, 2003-04, 2011-12
- 14-time NBA All-Star (2002, 2003, 2004, 2005, 2006, 2007, 2008, 2009, 2010, 2011, 2012, 2014, 2015, 2019)

## RICK CARLISLE

**"Great city, great organization and great people. The city of Dallas and the Mavericks organization are the best of the best. My family and I are proud to be a part of Dallas' great diversity and success."**

- RICK CARLISLE

- 17 years of Head Coaching experience with an all-time record of 751-627 (.545)
- Coached the Mavericks to the 2011 NBA Championship
- 2002 NBA Coach of the Year
- Led teams to seven 50-win seasons (2001-02, 2002-03, 2003-04, 2008-09, 2009-10, 2010-11, 2014-15)
- Played for the 1986 Boston Celtics World Championship team



# AMERICAN AIRLINES CENTER

## MAVS FACILITIES

Playing in American Airlines Center means high-quality facilities for the players. These state-of-the-art facilities, renovated in the summer of 2017, are the talk of the NBA. Here is a look at some of the amenities the Mavericks locker room area has to offer.

The locker room boasts a facial recognition system, aromatherapy, tunable light system to maximize circadian rhythm, ventilated drawers and a ventilation system to aid in rapid recovery.

Right outside the locker room doors, players can find amenities for whatever their needs may be: a spacious weight room, a full-sized practice court with 24-hour access, hot and cold tubs along with a hydro-therapy pool and a training/rehabilitation center adapted to compensate for NBA-sized athletes.



## THE HOME OF THE MAVERICKS

American Airlines Center is home to the Dallas Mavericks, the Dallas Stars and more than 200 premier entertainment events annually. Consistently named one of the top 10 arenas in the world in both *Billboard* and *Pollstar*, American Airlines Center has hosted more than 2,400 sports and entertainment events since opening in July 2001. *Venues Today* magazine named American Airlines Center the fifth-busiest arena in the U.S. and the eighth-busiest in the world in 2017.

American Airlines Center and the surrounding 72-acre Victory Park development comprise the largest Environmental Protection Agency brownfield project in the United States. Anchoring Victory Park, American Airlines Center serves as a backdrop to Dallas's most vibrant urban gathering space.

American Airlines Center's sweeping signature arches, high-tech touches and fan-friendly atmosphere single it out as one of the nation's premier sports and entertainment venues. American Airlines Center's bowl features a one-of-a-kind retractable seating system. This unique patented design reduces the conversion time required to change between basketball, hockey or a concert setting to two hours. The quick conversion time makes it possible to easily host both basketball and hockey the same day, while offering great sightlines for every event.

For more information, please visit [www.americanairlinescenter.com](http://www.americanairlinescenter.com).

## AMERICAN AIRLINES CENTER HISTORY

The City of Dallas, the Dallas Mavericks and the Dallas Stars formed a private/public partnership to construct American Airlines Center in downtown Dallas. As a result, the Mavericks and Stars committed to remain in Dallas for 30 years. American Airlines Center, the anchor of the Victory Park development, transformed an industrial site into what is considered the new gateway to downtown Dallas. The partnership between the city and the teams was announced on Oct. 3, 1997, with the Dallas City Council approving a Master Agreement on Dec. 10, 1997. A referendum by Dallas voters passed Jan. 17, 1998. Hillwood, chaired by Ross Perot, Jr., was the project's developer. American Airlines Center, Hillwood and the City of Dallas reached a fair-share agreement to include minority participation in the construction of the facility, and Hicks, Muse, Tate & Furst, Inc., served as financial advisor for the arena.



# AMERICAN AIRLINES

## OFFICIAL AIRLINE OF THE DALLAS MAVERICKS

Whether you're following the Dallas Mavericks or any other NBA team, American Airlines can get you where you need to go. American flies to the hometown of every NBA team – from Portland to Miami – making it easy to catch the Mavericks anywhere their road schedule takes them. As the official airline of the Mavericks, American is proud to have its name on the team's home, American Airlines Center.

## REDEFINING THE TRAVEL EXPERIENCE

American Airlines is the world's largest airline, offering an average of nearly 6,700 flights per day to nearly 350 destinations in more than 50 countries. American has hubs in Charlotte, Chicago, Dallas/Fort Worth, Los Angeles, Miami, New York, Philadelphia, Phoenix, and Washington, D.C. American is a founding member of the **oneworld**® alliance, whose members serve more than 1,000 destinations with more than 14,000 daily flights to more than 150 countries.

American is investing billions to improve the travel experience – both on the ground and in the air. This includes a refresh of Admirals Club lounges, new Flagship Lounges and an elevated restaurant-style experience with Flagship First Dining, lie-flat seats, faster, satellite-based Wi-Fi, more in-flight entertainment options and power, improved food and beverage offerings, and more. This is in addition to American's historic fleet renewal, which has delivered hundreds of new aircraft in recent years to bring customers a more modern, comfortable and connected experience.

## AMERICAN IN DALLAS/FORT WORTH

American Airlines has a longstanding commitment to North Texas. American relocated its headquarters from New York to Fort Worth in 1979, and since then, has become an important economic engine for the region. American is proud to employ 31,000 team members in the North Texas area. Dallas Fort Worth International Airport (DFW) has grown to become American's largest hub and a central gateway to its extensive international and domestic network. At DFW alone, American operates more than 800 daily flights to more than 200 destinations in 30 countries. American offers daily, nonstop service between DFW and Beijing, Hong Kong, Seoul, Shanghai and Tokyo, as well as dozens of other cities in Europe and Latin America.

Connect with American on Twitter [@AmericanAir](https://twitter.com/AmericanAir) and at [Facebook.com/AmericanAirlines](https://www.facebook.com/AmericanAirlines).



# COMMUNITY - MAVS CARE

## BIGGER THAN BASKETBALL

To the Mavericks, it's all about the fans, the people we call our family, and the community we call home. The Mavericks' organization is about basketball and so much more, and it's our hope to bridge our company, causes and vision with North Texans just like you. We are committed to giving back to the North Texas community through a variety of community programs and the Mavs Foundation and have impacted thousands of children, families and communities. Over the last 23 years, more than \$5.5 million has been donated to nonprofits serving those in our area. In the 2018-2019 season alone, more than 425,000 people in North Texas received support from a Dallas Mavericks program.

## DALLAS MAVERICKS FOUNDATION

The Mavs Foundation is dedicated to using our unique platform to build a stronger community by empowering youth, women and families who need us most through financial support, advocacy and service.

**ABOUT US:** Established in October 1996, the Mavs Foundation is a 501(c)(3) private foundation affiliated with the Dallas Mavericks. Over the last 23 years, the Mavs Foundation has granted more than \$5.5 million dollars to nonprofit organizations serving women, children and families in need and created reading and learning centers and basketball courts across the North Texas community. The Mavs Foundation is changing lives in North Texas by supporting programs for disadvantaged kids, victims of domestic abuse, homeless and hungry families, and much more.

**MAVS FOUNDATION GRANTS:** Each year, the Mavs Foundation's Board provides grant funding to various nonprofit organizations to support programs for women, children and families in need. The 2018-19 grant recipients were: CitySquare, Community Partners of Dallas, Dallas 24Hour Club, Essilor Vision Foundation, Hope Supply Co., Hunger Busters, Jonathan's Place, Leukemia Texas, Mission Possible Kids and POETIC. For a list of past grants or how to apply, visit [www.MavsFoundation.com](http://www.MavsFoundation.com).



## BASKETBALL COURTS

Every season, the Mavs Foundation dedicates new or renovated basketball courts at local nonprofits in order to promote healthy living, spread the game of basketball and provide safe places within communities in need. During the 2018-2019 season, the Mavs Foundation dedicated a basketball court at Voice of Hope in West Dallas and at YMCA Waxahachie. To watch a recap of the most recent basketball court renovation, visit [www.MavsFoundation.com](http://www.MavsFoundation.com).

## READING & LEARNING CENTERS

In addition to courts, the Mavs Foundation builds reading & learning centers for community organizations across the region in order to expand learning opportunities and provide access to technology for children, teen and adults. During the 2018-2019 season, the Mavs Foundation donated technology at the After8toEducate youth drop-in center for homeless youth. Technology was also donated for the teen lounge for Community Partners of Dallas Emergency Response Unit for children entering the foster care system. For a complete listing of previous grant recipients or more information, visit [www.MavsFoundation.com](http://www.MavsFoundation.com).

Follow MavsFoundation on Instagram and Twitter @MavsCare.





## MAVS CARE

The Dallas Mavericks are committed to giving back to the community they call home through educational programs, health and wellness initiatives, environmental efforts and support for military veterans.

**EXCELLENCE IN EDUCATION:** During the school year, the Dallas Mavericks support students, teachers and local school districts through a variety of educational initiatives including: Black History Month Challenge, an essay contest presented by BNSF; Mavs Reading Challenge presented by Whataburger; Science of Basketball presented by Flowserve, to promote Science, Technology, Engineering and Mathematics (STEM) through basketball examples; and Venture – Entrepreneurial Expedition, designed to teach students to think entrepreneurially about business and life.

**MAVS GO GREEN:** As part of the NBA Green initiative, the Dallas Mavericks and our partners activated programs to protect the environment and encourage fans to “go green” and reduce, reuse and recycle. Through Trees for Threes, the Dallas Mavericks, PwC US, and Arborological Services, Inc. team up to plant one tree for every three-pointer the Mavs make at home during the season.

**HEALTH AND WELLNESS:** The Dallas Mavericks help our fans live healthy and happy lives by promoting programs that encourage healthy living, nutrition, and exercise to get active and be Mavs FIT. Through a special Back to School donation, the Dallas Mavericks provided every middle and high school child in Dallas ISD with a Mavs Fit: Healthy Choice Challenge booklet and Mavs headphones to encourage an active and healthy choice lifestyle along with donations of basketballs and equipment to all 150 middle and high schools. In addition, the Dallas Mavericks encourage youth and families to be Mavs FIT throughout the season and host Jr. NBA basketball clinics with middle schoolers to celebrate, grow and improve the game of basketball.

**MILITARY APPRECIATION:** The Dallas Mavericks are dedicated to Saluting Our Troops. For 14 years, the Mavs and American Airlines have partnered on Seats for Soldiers, a one-of-a-kind experience for our nation’s military heroes. Over 100 wounded service members from Brooke Army Medical Center in San Antonio and other troops on reserve in the DFW Metroplex have traveled to the American Airlines Center to see the Mavs in action and sit courtside courtesy of our Season Ticket Members. In addition to Seats for Soldiers, each November the Mavs host Hoops for Troops to work alongside military in a commitment to service project at a local nonprofit.

**SEASON OF GIVING:** Every holiday season, the Mavs spread cheer throughout the DFW Metroplex through programs like Mavs Turkey Giveaway, Holiday Hoopla, a Winter Warm-up Drive and a host of player driven initiatives. Through these programs, the Mavs are able to positively impact more than 500 DFW children and families, making their holiday season a little brighter.

**COMMUNITY TICKET BLOCK PROGRAM:** Each year, the Dallas Mavericks Community Ticket Block program provides youth at local schools and nonprofits the opportunity to attend Mavs home games through donated tickets from Mavs players, coaches and season ticket holders. For more information, visit [Mavs.com/ticket-block/](http://Mavs.com/ticket-block/).

**DONATION REQUESTS:** Throughout the year the Dallas Mavericks supports local 501(c)3 non-profit organizations by donating autographed memorabilia to live and silent auctions to assist them with their fundraising efforts. To submit a donation request, please visit [Mavs.com/donations](http://Mavs.com/donations).

**SPEAKER’S BUREAU:** The Dallas Mavericks Speakers Bureau was created to inspire future generations, community groups and others in the Dallas/Fort Worth area interested in learning from Mavericks broadcast announcers and staff. Topics include life on the road, coaching strategies and motivational speeches. For more information, please visit [www.mavs.com/speakers-bureau/](http://www.mavs.com/speakers-bureau/).

To learn more about the Mavericks community outreach efforts, please visit [www.mavs.com/community](http://www.mavs.com/community) or follow @MavsCare on Twitter and Instagram.





# NBA CARES

NBA Cares is the league’s global social responsibility program that builds on the NBA’s mission of addressing important social issues. NBA Cares programs and participants have provided more than 5 million hours of hands-on service and created more than 1,300 places where kids and families can live, learn or play in communities around the world. Internationally, NBA Cares has created more than 323 places where kids and families can live, learn or play in 40 countries and territories. NBA Cares works with internationally recognized youth-serving programs that support education, youth and family development, and health-related causes, including: Thurgood Marshall College Fund, Special Olympics, YMCA of the USA, Boys & Girls Clubs of America, UNICEF, the Make-A-Wish Foundation, Share Our Strength and GLSEN.

## YOUTH BASKETBALL

The Dallas Mavericks Basketball Academy works year-round to support and promote basketball throughout North Texas. Among the most comprehensive in the NBA, Dallas Mavericks Community Basketball programs help develop the skills of young basketball players and encourage an enthusiasm for the sport in kids of all ages. These programs include Dallas Mavericks Hoop Camps, Development Camps, Skills Training, Overnight Camp, Mini Mavs Clinics, Youth Tournaments, High School Tournaments, Youth Combines, Ballkids, Mavs Basketball Academy Coaches Association, and the Dallas Mavericks Basketball Leagues.



### HOOP CAMP

The goal of the Dallas Mavericks Hoop Camps is to provide a high-quality, teaching and playing environment for boys and girls ages 8-18. Hoop Campers learn the fundamentals of the game in an enjoyable weeklong camp.

Dallas Mavericks Hoop Camp began in 1993 with four camps and 465 kids. Community demand has driven the program to grow each year. In 2019, 21 Hoop Camps were held at various locations throughout the Metroplex and since its inception, over 60,000 kids have participated in Hoop Camp. During the upcoming season, the Mavericks plan to hold 3 Holiday Hoop Camps, 2 Spring Break Camps, and 21 Summer Hoop Camps.

Kids are the number-one priority at Hoop Camp. The Mavs Certified coaching staff is made up of professional teachers, coaches, and collegians who have demonstrated a proven ability to work with kids and help them improve and enjoy playing the game.

Camp highlights include daily awards and prizes for every camper, as well as visits from special guest speakers, including Mavericks players, coaches and other NBA guests.

Each year the Mavericks Ballkids are selected from Hoop Camps and Development Camps and must be between the ages 13-18. These hardworking, bright, and dedicated Campers are chosen to work at Mavericks games to reward them for their efforts and dedication to the Mavericks. It’s a great opportunity for the kids and helps the team identify hard workers for future opportunities.

Hoop Camp would not be possible without the help of gracious sponsors including Scottish Rite Hospital, Lexus, Dr Pepper Bottling Company of Texas, Ideal Dental, Gatorade, Academy Sports and Outdoors, and Nike.



## DEVELOPMENT CAMP

The Dallas Mavericks completed its fifth year of Development Camp in 2019 and focused on skill development through technical instruction as well as intensive drill sequences while fostering fundamentals needed to elevate the players to the next level while using the resources that only the Dallas Mavericks can provide.

Development Camp coaches are some of the best coaches and teachers in the Metroplex at skill development and are high school coaches who have played at the collegiate level.

Camp highlights include MVP, Most Improved Award and The Rick Carlisle Coaches Award. The Dallas Mavericks plan to hold five Development Camps in 2019/20 with campers from all around the world.

## MINI MAVS CLINICS

The Dallas Mavericks will continue its Mini Mavs Clinics this season in order to grow and develop basketball participation, fundamentals, physical fitness, and promote healthy lifestyles in the Metroplex, while having a lot of fun. The clinics are designed to introduce beginners to the game of basketball and includes boys and girls between the ages of 4-9. The clinics will take place on Saturday mornings from 9:00 am-11:30 am.

Campers will enjoy a morning of skills, drills, and games while learning the FUNdamentals with some of the best coaching staff in the Metroplex. Mini Mavs will be introduced to basketball terminology, races, lay-ups, shooting, and basic defensive principles.

## MAVS OVERNIGHT CAMP

The Dallas Mavericks hosted its fourth Residential Camp at UT Arlington. Campers from the ages of 9-18 had a Mavs experience of a lifetime. Over 115 campers participated in a week of eating, sleeping, and playing Mavs basketball. Fundamentals were learned from the best youth coaches in Texas, games were played, lots of contests, coaches vs campers game, and plenty of fun.

## MAVS SKILLS TRAINING

Mavs Skills Training is designed to help intermediate and advanced players ages 10-18 develop a strong base of fundamental basketball skills. The program consists of small group workouts emphasizing footwork, shooting, passing, and ball handling. Players will learn how to create their own shot as well as scoring opportunities for others. Sessions meet once per week for six weeks for a 90-minute workout.

## MAVERICKS BASKETBALL LEAGUES

Beginning its 27th year, the Dallas Mavericks Basketball League program invites youth organizations from all across North Texas to team up with the Mavericks to assist them in running quality basketball leagues for players of all ages.

## MAVS YOUTH COMBINES

Last season the Mavs Basketball Academy (MBA) hosted its inaugural Youth Combine bringing in some of the best 6th-8th grade players in the metroplex to have an NBA Combine experience at the Mavs Practice Facility. This season's combines will build on last year's success by introducing a bigger focus on the importance of education along with injury prevention training and measurements from Scottish Rite Hospital, Referee training, and instruction from some of the best high school coaches in our area.

## MAVS YOUTH TOURNAMENTS

Last season the Mavs Basketball Academy (MBA) hosted three youth tournaments for boys and girls grades 4th-8th that took place at Sportsplex in Dallas, TX. Select and school teams across the Metroplex competed in the three-game minimum tourneys. Additional tournaments in various locations will be held during this upcoming season.



## MAVS FALL CLASSIC

The Dallas Mavericks hosted its inaugural High School basketball tournament in Sports City USA, Frisco, Texas in November 2018. The event brought together top tier high school basketball programs from all across Texas. Championship games took place at Dr Pepper Arena. This year's tournament will once again be held at Frisco ISD High Schools and the Comerica Center (formerly Dr Pepper Arena) and will include 32 boys teams and 32 girls teams.

## MAVS COACHES ASSOCIATION

The Mavs Basketball Academy (MBA) Coaches Association gives coaches the opportunity to connect with the Dallas Mavericks, the NBA, and the local basketball community. Members can network, build relationships, and grow as a coach with the most up-to-date training and resources available. Members of the MBA Coaches Association will help transform the lives of youth in the Metroplex both on and off the court by incorporating the resources, marketing strategies, and winning culture of the Dallas Mavericks in their coaching toolbox and everyday lives. Once certified, the MBA Coaches Association also provides assets to those wanting to improve their teaching techniques, and those who embody the values that create great leaders in the community. For more information on any of these programs, visit [mavs.com](http://mavs.com) or call 214.747.MAVS.

Twitter: [@mavsacad](#); Instagram: [@mavsacad](#); Facebook: [mavsacademy](#).



# INTERNET & STREET MARKETING

## MAVS.COM & SOCIAL NETWORKS

For the latest information on the Dallas Mavericks, log on to [mavs.com](http://mavs.com). The website features bios and statistics on all the players, plus up-to-date player transactions and exciting stories about your favorite Mavericks. The site also features Mavericks promotions and events that are being held around Dallas/Fort Worth. Mavs.com is part of [nba.com](http://nba.com), the NBA's official website. Sign up for Mavs Insider and receive exclusive offers, ticket specials, news, and more direct to your inbox. Download the official Dallas Mavericks app on your smartphone or tablet, featuring an immersive ticket-buying experience, 360-degree video with VR support, real-time traffic information, and all the other game-day information you need.

Follow the Mavs everywhere they go from wherever you are! Connect with other Mavs fans on the Mavs official Facebook page: [facebook.com/dallasmavs](https://facebook.com/dallasmavs). Experience game nights 280 characters at a time on Twitter: [twitter.com/dallasmavs](https://twitter.com/dallasmavs). For behind-the-scenes photos and videos, follow the Mavs on Instagram: [@dallasmavs](https://www.instagram.com/dallasmavs). Run through layup lines with the team and join the pre-game huddle on Snapchat: [mavs](https://www.snapchat.com/add/mavs). For everything from emotional milestone moments to hilarious in-arena entertainment, watch all our videos at [youtube.com/dallasmavericks](https://youtube.com/dallasmavericks) or our Facebook Watch page: [facebook.com/DallasMavsProductions/](https://facebook.com/DallasMavsProductions/).

## MAVERICKS STREET TEAM

The Dallas Mavericks bring the fun and excitement of the NBA to the streets of the Dallas/Fort Worth Metroplex with the Mavericks Street Team. The Dallas Mavericks Excursion, provided by North Texas Ford Dealers, is the Street Team's primary mode of transportation. It is a traveling interactive basketball experience that sports a customized wrap in Mavericks colors, flat-screen video monitors and a state-of-the-art sound system with CD/DVD equipment and video games, as well as a public address system.

The custom-designed SUV is ready and able to entertain anywhere, presenting the unique sights and sounds of Mavericks basketball. The Dallas Mavericks Pop-a-Shot Inflatable is another great Street Team attraction. Fans can practice their free throws, jumpshots and three-pointers or compete against their friends in a 30-second shooting challenge.

The Mavericks Street Team takes the excitement and entertainment of NBA basketball to neighborhoods throughout the Metroplex. Offering basketball contests, clinics and great prizes, it is nonstop fun for everyone.

For Mavericks Street Team appearance information, please call 214.747.MAVS.





# ARENA ENTERTAINMENT

## MAVS MANIAACS



The Mavs ManiAACs are the original male-performance squad in the NBA, and are in their 18th full season as the hip-hop dance troupe of beefy men who entertain Mavs fans during home games. Captains for the Mavs ManiAACs are Rob "Big Rob" Maiden and Kendal "Crazy K" Davis.

The ManiAACs, originally created to enhance the game experience for fans during the 2002 playoffs, became instant fan favorites who have continued to add to the festive environment of Mavs games and other special events including three All-Star performances in 2005, 2010 and 2016.

The Mavs ManiAACs have also appeared nationally on "The Tonight Show" and "The Best Damn Sport Show Period." And

in the summer of 2010, you caught them on NBC's "America's Got Talent," where they went all the way to the live Hollywood round and the top 48! The ManiAACs are active in the community, making numerous public appearances throughout the Metroplex. They are sponsored by Studio Movie Grill.

For Mavs ManiAACs appearance information, please call 214.747.MAVS.

## MAVS DRUMLINE

The Dallas Mavericks Drumline was founded in 2003 by a gifted group of percussionists who perform at every Dallas Mavericks home game on the Budweiser Sound Stage located inside American Airlines Center. Their percussion prowess continues to entertain fans with in-game percussion features, which have resulted in the Dallas Mavericks Drumline being ranked among the best live bands in the NBA. In addition, the Mavs Drumline had the privilege of performing at the 2006 NBA All-Star Game in Houston and the 2010 NBA All-Star Game in AT&T Stadium.

For Mavs Drumline appearance information, please call 214.747.MAVS.

## DR PEPPER HOOP TROOP

The Dr Pepper Hoop Troop is a high-energy group that can be seen launching T-shirts into the stands with their gigantic slingshot or entertaining the crowd during timeouts at all Mavs home games. In addition to their on-court antics, the Dr Pepper Hoop Troop also appears at Mavs community events in the Dallas/Fort Worth Metroplex. The Dr Pepper Hoop Troop is proudly sponsored by the Dr Pepper Bottling Company of Texas.





[CONTENT](#)

[THE ORGANIZATION](#)

[PLAYERS](#)

[THE NBA](#)

[HISTORY](#)

[RECORDS](#)

[PLAYOFFS](#)

[MEDIA](#)

[REVIEW](#)

# PLAYERS

[ROSTER](#)  
[PLAYER BIOS](#)





# 2018-2019 TEAM ROSTER

No.	Player	Pos	Ht	Wt	Birthdate	Prior to NBA/Country	NBA Exp
5	Jose Juan Barea	G	5-10	180	06/26/1984	Northeastern/Puerto Rico	13
45	Ryan Broekhoff	G/F	6-6	215	08/23/1990	Valparaiso/Australia	1
13	Jalen Brunson	G	6-1	190	08/31/1996	Villanova/USA	1
3	Antonius Cleveland*	G/F	6-5	195	02/02/1994	Southeast Missouri State/USA	1
30	Seth Curry	G	6-2	185	08/23/1990	Duke/USA	5
77	Luka Dončić	G/F	6-7	230	02/28/1999	Real Madrid/Slovenia	1
10	Dorian Finney-Smith	F	6-7	220	05/04/1993	Florida/USA	3
11	Tim Hardaway Jr.	G	6-5	205	03/16/1992	Michigan/USA	6
44	Justin Jackson	F	6-7	220	03/28/1995	North Carolina/USA	2
42	Maxi Kleber	F	6-10	240	01/29/1992	Bayern Munich/Germany	2
1	Courtney Lee	G	6-5	215	10/03/1985	Western Kentucky/USA	11
51	Boban Marjanović	C	7-4	290	08/15/1988	KK Crvena Zvezda/Serbia	4
6	Kristaps Porzingis	F/C	7-3	240	08/02/1995	Cajasol Seville/Latvia	3
7	Dwight Powell	F/C	6-10	240	07/20/1991	Stanford/Canada	5
23	Josh Reaves*	G	6-4	214	06/04/1997	Penn State/USA	R
9	Isaiah Roby	F	6-8	230	02/03/1998	Nebraska/USA	R
55	Delon Wright	G	6-5	185	04/26/1992	Utah/USA	4

\*Player under two-way contract

## HEAD COACH

Rick Carlisle, Virginia

## PRESIDENT OF BASKETBALL OPERATIONS/GENERAL MANAGER

Donn Nelson, Wheaton College

## ASSISTANT COACHES

Stephen Silas, Brown  
 Jamahl Mosley, Colorado  
 Mike Weinar, Florida  
 Darrell Armstrong, Fayetteville State  
 Jenny Boucek, Virginia

## PLAYER DEVELOPMENT COACH/BASKETBALL TECHNOLOGY DIRECTOR

Mike Shedd, Purdue

## SHOOTING COACH

Peter Patton, DePaul

## PLAYER DEVELOPMENT COACH

God Shammgod, Providence

## DIRECTOR OF PLAYER HEALTH AND PERFORMANCE

Casey Smith, Arizona State

## ATHLETIC PERFORMANCE DIRECTOR

Jeremy Holsopple, Kentucky

## HEAD ATHLETIC TRAINER

Dionne Calhoun, San Diego State

## ASSISTANT ATHLETIC TRAINER

Heather Mau, Adelphi University





# HOW THE MAVS WERE BUILT

## FREE AGENTS

### 2019

- Jose Juan Barea (re-signed on 8/19/19)
- Josh Reaves (signed to a two-way contract on 7/29/19)
- Antonius Cleveland (signed to a two-way contract on 7/25/19)
- Boban Marjanović (signed as a free agent on 7/23/19)
- Kristaps Porzingis (signed on 7/12/19)
- Dorian Finney-Smith (re-signed on 7/11/19)
- Maxi Kleber (re-signed on 7/10/19)
- Seth Curry (signed as a free agent on 7/10/19)
- Dwight Powell (signed to a contract extension on 7/6/19)

### 2018

- Ryan Broekhoff (signed as a free agent on 8/6/18)

## OBTAINED VIA TRADE

### 2019

- Delon Wright (acquired from Memphis in exchange for two future second round draft picks and the draft rights to Satnam Singh on 7/8/19)
- Isaiah Roby (draft rights acquired along with two future second round picks from Detroit in exchange for the draft rights to the 37th overall selection Deividas Sirvydis on 6/26/19)
- Justin Jackson (along with Zach Randolph from Sacramento in exchange for Harrison Barnes on 2/7/19)
- Courtney Lee (along with Kristaps Porzingis, Tim Hardaway Jr. and Trey Burke from New York in exchange for Dennis Smith Jr., DeAndre Jordan, Wesley Matthews and two future first round picks on 1/31/19)
- Tim Hardaway Jr. (along with Kristaps Porzingis, Courtney Lee and Trey Burke from New York in exchange for Dennis Smith Jr., DeAndre Jordan, Wesley Matthews and two future first round picks on 1/31/19)

### 2018

- Luka Dončić (draft rights acquired from Atlanta in exchange for the draft rights to the fifth overall pick Trae Young and a protected 2019 first round pick)

## OBTAINED VIA DRAFT

### 2018

- Jalen Brunson (33rd overall pick in the second round)



# #5 | JOSE JUAN BAREA

## PROFILE

**POSITION** GUARD

**BORN** 06/26/1984

**HEIGHT/WEIGHT** 5'10" | 180 LBS

**YEARS PRO** 13 YEARS

**FROM** NORTHEASTERN/PUERTO RICO

## CAREER HIGHS

### REGULAR SEASON

PTS	32	AT BROOKLYN	12/23/15
FGM	13	2 TIMES	
FGA	23	AT DETROIT	4/1/16
3FGM	7	VS. CHICAGO	12/26/15
3FGA	11	AT MEMPHIS	3/31/17
FTM	9	AT UTAH	4/12/13
FTA	10	2 TIMES	
OR	5	AT GOLDEN STATE	4/17/07
DR	9	AT OKLAHOMA CITY	3/23/12
REB	10	2 TIMES	
AST	15	AT DENVER	4/11/12
BLK	1	22 TIMES	
STL	4	2 TIMES	
MIN	48	VS. GOLDEN STATE	4/22/12

### PLAYOFFS

PTS	22	VS. L.A. LAKERS	5/8/11
FGM	9	VS. L.A. LAKERS	5/8/11
FGA	15	VS. HOUSTON	4/26/15
3FGM	4	VS. MIAMI	6/9/11
3FGA	6	VS. HOUSTON	4/26/15
FTM	4	AT L.A. LAKERS	5/4/11
FTA	4	5 TIMES	
OR	2	3 TIMES	
DR	6	AT HOUSTON	4/28/15
REB	6	3 TIMES	
AST	13	VS. HOUSTON	4/26/15
BLK	1	AT SAN ANTONIO	4/29/10
STL	2	2 TIMES	
MIN	37	AT HOUSTON	4/28/15

### 2018-19

PTS	24	VS. L.A. CLIPPERS	12/2/18
FGM	9	2 TIMES	
FGA	18	VS. L.A. CLIPPERS	12/2/18
3FGM	4	VS. NEW ORLEANS	12/26/18
3FGA	7	VS. CHICAGO	10/22/18
FTM	7	AT UTAH	11/7/18
FTA	7	3 TIMES	
OR	1	13 TIMES	
DR	5	2 TIMES	
REB	5	3 TIMES	
AST	12	AT HOUSTON	11/28/18
BLK	1	VS. UTAH	11/14/18
STL	2	5 TIMES	
MIN	29	2 TIMES	





## CAREER TRANSACTIONS

Went undrafted in the 2006 NBA Draft...signed by Dallas as a rookie free agent (8/11/06)...re-signed by Dallas (7/9/08)...signed by Minnesota (12/14/11)...waived by Minnesota (10/27/14)...signed by Dallas (10/29/14)...re-signed by Dallas (7/16/15)...re-signed by Dallas (8/19/19).

## PROFESSIONAL CAPSULE

Holds career averages of 9.0 points, 3.9 assists and 19.7 minutes in 802 games (102 starts) with Dallas and Minnesota...has shot 42.4% (2,747-6,478 FGs) from the field, 35.1% (787-2,245 3FGs) from 3-point range and 79.2% (912-1,152 FTs) from the FT line for his career...among Mavericks all-time leaders, ranks T-7th in games played (608), 8th in 3-pointers made (564) and 9th in assists (2,329)...member of Dallas' 2011 NBA championship team...became the second Puerto Rican player to win an NBA championship (Butch Lee, 1980, L.A. Lakers)...named Western Conference Player of the Week for games played from 3/28-4/3/16 (1st career POW award), after he led Dallas to a perfect 4-0 week with averages of 23.5 points, 3.0 rebounds and 6.8 assists in 31.5 minutes per game.

## SEASON HIGHLIGHTS

**2018-19:** Averaged 10.9 points, 2.5 rebounds, 5.6 assists and 19.8 minutes in 38 games for DAL before suffering season-ending Achilles injury at MIN (1/11/19)...became the 1st player in NBA history to average at least 10 points and 5 assists in less than 20 minutes per game...3 double-doubles (all point/assist, DAL went 2-1 in those games)...3 games with 20+ points (3-0 record)...9 games with 15+ points (7-2 record)...19 games with 10+ points...5 games with 10+ assists...14 games with 7+ assists...21 games with 5+ assists...1st double-double of season with 12 points (4-10 FGs, 2-6 3FGs, 2-2 FTs), game-high 11 assists and 2 steals in 22 minutes vs. MIN (10/20/18)...2nd double-double with 15 points (7-15 FGs, 1-2 FTs) and game-high 10 assists in 25 minutes at LAL (10/31/18)...handed out his 3,000th career assist at the 4:43 mark of the 1st quarter vs. NY (11/2/18) (he set up Harrison Barnes for a 3-pointer)...21 points (8-14 FGs, 3-4 3FGs, 2-3 FTs), including 11 in 1st quarter, to go with 5 assists in 22 minutes vs. OKC (11/10/18)...appeared in his 583rd game with the Mavericks at CHI (11/12/18), passing Shawn Bradley (582) for 7th place on DAL's all-time games played list (it was his 777th game overall)...18 points (8-14 FGs, 1-4 3FGs, 1-2 FTs) and game-high-tying 7 assists in season-high 29 minutes vs. BKN (11/21/18)...team-high-tying 20 points (9-16 FGs, 2-6 3FGs) to go with game-high-tying 8 assists and 2 steals in 26 minutes vs. BOS (11/24/18)...Barea eclipsed 5,000 points with the Mavericks with a fadeaway jumper at the 7:29 mark of the 4th quarter vs. BOS (11/24/18) (the basket gave him 15 points for the game and 5,001 with the franchise)...3rd double-double with 13 points (5-9 FGs, 1-2 3FGs, 2-2 FTs) and season-high (team-high) 12 assists in 18 minutes at HOU (11/28/18)...since starters and reserves were first marked on the box score in 1970-71, Barea became the 1st sub in NBA history to total at least 10 points and 12 assists in 18-or-fewer minutes...season-high 24 points (9-18 FGs, 1-2 3FGs, 5-5 FTs), including 20 in 1st half (12 in the 2nd quarter), to go with season-high-tying 5 rebounds and 4 assists in 27 minutes vs. LAC (12/2/18)...it marked the 4th time in his career that Barea scored at least 20 points in a half (20 in 2nd half vs. ATL 12/6/08; 20 in 1st half at BKN 12/23/15; 20 in 1st half vs. UTA 3/22/18)...Barea reached 7,000 career points with a fadeaway jumper at the 4:48 mark of the 2nd quarter vs. LAC (12/2/18) (the basket gave him 16 points for the game and exactly 7,000 for his career)...18 points (7-11 FGs, 3-5 3FGs, 1-1 FTs) and 3 assists in 16 minutes before leaving the game in the 4th quarter with a left ankle sprain...19 points (8-15 FGs, 1-3 3FGs, 2-2 FTs), including 11 in 4th quarter, to go with game-high-tying 8 assists in 27 minutes at LAC (12/20/18)...in 600th game with DAL, 18 points (7-13 FGs, 4-6 3FGs), including 11 in 4th quarter, to go with season-high-tying 5 rebounds and 7 assists in season-high-tying 29 minutes vs. NO (12/26/18)...Barea became the 7th Maverick to reach 600 games with the franchise...appeared in 800th career game vs. LAL (1/7/19)...since the ABA-NBA merger in 1976, Barea became the 11th undrafted player who attended a U.S. high school or college to reach 800 career games...recorded 16 points (7-14 FGs, 1-4 3FGs, 1-1 FTs), 4 rebounds and 7 assists in 22 minutes at MIN (1/11/19), before suffering a ruptured right Achilles tendon in the 4th quarter...missed the final 40 games of the season due to the Achilles injury (he underwent season-ending surgery on 1/14/19)...also missed 1 game due to a left adductor strain (at MEM 11/19/18), 2 games due to a left ankle sprain (at PHO 12/13/18-vs. SAC 12/16/18) and 1 game due to left ankle soreness (at PHI 1/5/19).

**2017-18:** Played in 69 games (11 starts) with DAL, averaging career highs of 11.6 points, 2.9 rebounds, 6.3 assists and 1.7 3-pointers in 23.2 minutes...shot 43.9% (303-690 FGs) from the field, 36.7% (115-313 3FGs) from 3-point range and 78.4% (80-102 FTs) from the FT line...among NBA leaders, ranked 12th in both assists per game (6.3) and assist/turnover ratio (3.03)...led the league in total assists off the bench (346) and apg off the bench (6.0)...led the Mavericks in assists a team-high 41 times on the year (including ties)...knocked down a career-high 115 3-pointers (previous most: 100 in 2015-16)...recorded 6 double-doubles (all point/assist), his 2nd-most in any 1 season in his career (7 in 2011-12 with MIN)...5 games with 20+ points (4-1 record)...19 games with 15+ points...scored 10+ points 44 times, including 13 times his first 19 games of the season (10/18-11/22/17), 12 times in a 15-game stretch (12/10/17-1/7/18), and 14 times in his final 18 games of the year (2/10-4/4/18)...career-high 10 games with 10+ assists...26 games with 7+ assists...48 games with 5+ assists...handed out 4+ assists in 58 of his 69 appearances in 2017-18...34 games with at least 10 points and 5 assists...eclipsed 6,000 career points with a jumper at the 5:10 mark of the 1st quarter at HOU (10/21/17) (the basket gave him his 1st points of the game and 6,001 for his career)...he finished with 19 points, including 15 in 1st half, against the Rockets (10/21/17)...played in 700th career game vs. MEM (10/25/17), on a night when all proceeds from single-game ticket sales went to benefit Hurricane Relief Efforts in his native Puerto Rico...20 points (5-10 FGs, 4-7 3FGs, 6-7 FTs) and 7 assists in 23 minutes vs. MIL (11/18/17)...1st double-double of season with 10 points (4-10 FGs, 2-5 3FGs) and game-high 11 assists in 24 minutes at MEM (11/22/17)...2nd double-double with game-high 21 points (8-12 FGs, 4-5 3FGs, 1-1 FTs), including 13 in 2nd quarter, to go with 4 rebounds and game-high 10 assists in 24 minutes vs. LAC (12/2/17)...3rd double-double with 15 points (6-11 FGs, 2-5 3FGs, 1-1 FTs), including 10 in 4th quarter, to go with game-high 12 assists and season-high-tying (game-high) 3 steals in 29 minutes at ATL (12/23/17)...Barea handed out 5+ assists 15 times in a 16-game stretch from 11/22-12/23/17 (and averaged 7.2 apg in that span)...team-high 20 points (9-18 FGs, 2-6 3FGs), including 15 in 2nd half, in 23 minutes vs. TOR (12/26/17)...knocked down his 700th career 3-pointer at the 8:22 mark of the 2nd quarter at NO (12/29/17)...4th double-double with 12 points (5-9 FGs, 2-4 3FGs), team-high 7 rebounds and game-high-tying 11 assists in 25 minutes at OKC (12/31/17)...Barea recorded at least 4 assists off the bench in 26 straight games from 11/14/17-1/5/18, which marked the 2nd-longest such streak in NBA history since 1983-84 (where any start by the player during that span ends the run)...only Jrue Holiday, who recorded 4+ assists off the bench in 31 consecutive games for NO from 12/28/15-3/5/16, had a longer run in the previous 35 seasons...5th double-double with team-high 19 points (7-13 FGs, 5-9 3FGs) to go with 5 rebounds and season-high (game-high) 13 assists in 32 minutes vs. SAC (2/13/18)...he went a perfect 4-for-4 from deep in the 4th quarter and recorded 12 points and 6 assists in the final stanza alone against the Kings (2/13/18)...6th double-double with 17 points (8-17 FGs, 1-4 3FGs) and game-high 12 assists in season-high 33 minutes at UTA (2/24/18)...19 points (7-11 FGs, 3-5 3FGs, 2-2 FTs) and game-high 9 assists in 26 minutes vs. IND (2/26/18)...20 points (8-11 FGs, 2-4 3FGs, 2-2 FTs), 5 rebounds and 5 assists in 23 minutes vs. MEM (3/10/18)...made 100th career start vs. UTA (3/22/18) and recorded season-high (team-high) 23 points (9-15 FGs, 5-7 3FGs), including 20 in 1st half, to go with team-high 8 assists in 28 minutes...also appeared in 567th game with the Mavericks vs. UTA (3/22/18), passing Mark Aguirre (566) for 8th place on the Mavericks' all-time



games played list...suffered a left groin strain vs. LAL (1/10/18)...missed the game at DEN (1/16/18) due to the injury...missed 7 games due to a left rib muscle strain (at DEN 1/27/18-at PHO 1/3/18, at BKN 3/17/18, at DET 4/6/18-vs. PHO 4/10/18)...NWT (return from injury management) at HOU (2/11/18)...missed 4 games for personal reasons (at SAC 3/27/18-at CLE 4/1/18). **2016-17:** Averaged 10.9 points, 2.4 rebounds, 5.5 assists and 22.0 minutes in 35 games (6 starts) with DAL...shot 41.4% (142-343 FGs) from the field, 35.8% (53-148 3FGs) from 3-point range and career-high 86.3% (44-51 FTs) from the FT line...4 games with 20+ points...9 games with 15+ points...scored in double figures 19 times, including 12 times in his first 18 games of the season...2 games with 10+ assists...9 games with 7+ assists...handed out 5+ assists 21 times, including 7 times in his first 9 games of the year...led the team (or tied for the lead) in assists 19 times, including 7 times in DAL's first 10 games of the season...recorded at least 9 points and 4 assists in each of his first 10 games of the year (10/26-12/19/16), and 4+ assists in each of his first 14 games of the season (10/26/16-1/12/17)...in season opener, 22 points (7-17 FGs, 2-7 3FGs, 6-6 FTs), including 11 in 2nd quarter, to go with 6 assists and 1 block in 39 minutes at IND (10/26/16)...season-high (team-high) 23 points (7-17 FGs, 5-8 3FGs, 4-4 FTs), including 16 in 1st half, to go with 6 assists in 30 minutes vs. POR (11/4/16)...21 points (8-18 FGs, 2-7 3FGs, 3-3 FTs), 6 rebounds and 5 assists in season-high 46 minutes vs. MIL (11/6/16)...he logged 46+ minutes for just the 3rd time in his career and the first since 4/22/12 vs. GS (when he played a career-high 48 minutes with MIN)...18 points (7-15 FGs, 2-6 3FGs, 2-2 FTs), season-high 7 rebounds and game-high 8 assists in 34 minutes at LAL (11/8/16)...Barea scored 17+ points 6 times in his first 8 games of the season (22 at IND 10/26/16, 18 at HOU 10/30/16, 23 vs. POR 11/4/16, 21 vs. MIL 11/6/16, 18 at LAL 11/8/16, 17 at NY 11/14/16)...knocked down his 600th career 3-pointer at the 2:02 mark of the 1st quarter at DEN (12/19/16)...appeared in his 485th game with the Mavericks vs. BKN (3/10/17), passing James Donaldson (484) for 10th place on DAL's all-time games played list...20 points (8-12 FGs, 1-4 3FGs, 3-5 FTs), including 11 in 4th quarter (and 9 consecutive points in a 2:31 span in the 4th), to go with game-high-tying 7 assists and 2 steals in 27 minutes at BKN (3/19/17)...rested for 3 games (at GS 11/9/16, at PHO 4/9/17, at MEM 4/12/17)...suffered a left calf strain in the 4th quarter at BOS (11/16/16) and did not return...missed the next 17 games due to the injury (vs. MEM 11/18/16-vs. SAC 12/18/16)...left the game at POR (12/21/16) in the 1st half with a left leg muscle strain and did not return...missed the next 7 games due to the injury (at LAC 12/23/16-vs. PHO 1/5/17)...left the game vs. UTA (1/20/17) in the 4th quarter after suffering another left calf strain...missed 20 games due to the injury (vs. LAL 1/22/17-vs. LAL 3/7/17)...ejected for receiving a flagrant foul 2 on Blake Griffin at the 5:29 mark of the 3rd quarter vs. LAC (3/23/17). **2015-16:** Averaged 10.9 points, 2.1 rebounds, 4.1 assists and 22.5 minutes in 74 games (16 starts) with DAL...shot career-high 44.6% (317-711 FGs) from the field, 38.5% (100-260 3FGs) from 3-point range and 77.1% (74-96 FTs) from the line...made a then career-high 100 3-pointers in 2015-16, topping his previous high of 97 3s in 2012-13...as a starter, averaged 16.7 points, 2.8 rebounds and 4.9 assists in 30.0 minutes...after the All-Star break, averaged 13.7 points, 2.4 rebounds and 4.4 assists in 23.7 minutes...totaled 89 points and 27 assists over a 4-game stretch from 12/23-12/30/15, and 121 points and 35 assists over a 5-game stretch from 3/28-4/6/16...led all players in points and assists (outright or tied) 5 times in 2015-16, after he did so only once in his previous 9 NBA seasons...among NBA leaders, ranked 33rd in 3FG%...2 double-doubles (both point/assist)...1 game with 30+ points (lone career 30-point game)...5 games with 25+ points (5-0 record)...9 games with 20+ points (7-2 record), including 4 straight from 3/30-4/6/16...his 9 20-point games in 2015-16 were the most he produced in any 1 season in his career (previous high: 6 in both 2008-09 and 2012-13)...19 games with 15+ points...36 games with 10+ points, including 8 straight from 3/23-4/6/16...2 games with 10+ assists (2-0 record)...10 games with 7+ assists (8-2 record)...29 games with 5+ assists, including 8 straight from 12/18/15-1/2/16...8 games with at least 10 points and 7 assists (6-2 record)...led the team in assists 28 times (including ties)...played in his 400th game with the Mavericks vs. LAC (11/11/15)...appeared in 600th career NBA game at OKC (11/22/15)...21 points (7-15 FGs, 5-6 3FGs, 2-2 FTs), including 19 in 2nd half (13 in 4th quarter), in 29 minutes vs. WAS (12/12/15)...reached 3,000 points with the Mavericks with a jumper at the 24.9-second mark of the 1st quarter vs. MEM (12/18/15) (it gave him exactly 3,000 points with DAL)...in 1st start of season (70th career), 1st double-double of season (14th career) with career-high (game-high) 32 points (13-21 FGs, 5-8 3FGs, 1-1 FTs), including 20 on 8-9 FGs in 1st half, to go with season-high (game-high) 11 assists in 41 minutes in DAL's 119-118 OT win at BKN (12/23/15)...he knocked down his 500th career 3-pointer at the 10:45 mark of the 1st quarter at BKN (12/23/15)...Barea also eclipsed 5,000 career points with a 3-pointer at the 2:05 mark of OT at BKN (12/23/15) (the 3-pointer gave him 32 points for the game and 5,002 for his career)...in 2nd start, game-high 26 points (9-14 FGs, 7-8 3FGs, 1-2 FTs), including career-high 7 3-pointers, to go with 5 assists and 1 block (DAL's lone block) in 33 minutes in DAL's 118-111 win vs. CHI (12/26/15)...Barea racked up 58 points and 16 assists over a 2-game span (at BKN 12/23/15-vs. CHI 12/26/15), marking the 1st time in his 610-game NBA career that he scored 50+ points over a 2-game stretch...only 1 other player in league history had his first 2-game span of 50+ points at least 600 games into his NBA career (Rory Sparrow, in games 764 and 765 of his career, 3/2-3/5/91)...in 4th start, game-high 23 points (9-12 FGs, 5-7 3FGs) to go with 6 assists and 2 steals in 31 minutes vs. GS (12/30/15)...he scored 20+ points for the 3rd time in his last 4 games...Barea totaled 89 points and 27 assists over a 4-game stretch (all wins) from 12/23-12/30/15...he averaged 22.3 points and 6.8 assists during that span while shooting 61.8% (34-55 FGs) from the field and 18-of-27 (.667) from 3-point range...Barea led all players outright in scoring in 3 of the 4 games (12/23-12/30/15) and he led DAL in assists in all 4 (including ties)...dished out 5+ assists in season-high 8 consecutive games (12/18/15-1/2/16)...made his 700th career FT at the 10:26 mark of the 4th quarter at SA (1/17/16)...21 points (8-16 FGs, 5-8 3FGs), including 11 in 1st quarter, to go with 6 assists in 32 minutes at GS (3/25/16)...2nd double-double with team-high 18 points (7-13 FGs, 3-6 3FGs, 1-2 FTs), to go with season-high-tying (game-high) 11 assists and 2 steals in 26 minutes at DEN (3/28/16)...team-high 26 points (10-18 FGs, 4-7 3FGs, 2-2 FTs), including 12 in 2nd quarter, to go with 5 rebounds and game-high 7 assists in 30 minutes vs. NY (3/30/16)...team-high 29 points (13-23 FGs, 2-5 3FGs, 1-1 FTs), including 19 in 1st half and 10 in 4th quarter, in 35 minutes at DET (4/1/16)...team-high 21 points (8-19 FGs, 3-7 3FGs, 2-4 FTs), including 11 in 1st quarter, to go with 6 assists in 35 minutes at MIN (4/3/16)...Barea was named Western Conference Player of the Week for games played from 3/28-4/3/16 after leading DAL to a perfect 4-0 week...he received the honor for the 1st time in his career and he became the first Maverick to garner the award since Monta Ellis in April 2014...during DAL's 4-0 week (3/28-4/3/16), Barea averaged 23.5 points, 3.0 rebounds and 6.8 assists while shooting 52.1% (38-73 FGs) from the field and 48.0% (12-25 3FGs) from 3-point range...game-high 27 points (10-16 FGs, 4-7 3FGs, 3-3 FTs), including 17 in 1st half and 10 in 4th quarter, to go with 5 rebounds and game-high 8 assists in 37 minutes vs. HOU (4/6/16)...he scored 20+ points in a career-high 4 straight games from 3/30-4/6/16 (he had never posted 20+ points in more than 2 consecutive games prior to the 4-game run)...Barea totaled 121 points and 35 assists over a 5-game stretch from 3/28-4/6/16 (DAL went 5-0 in those games)...he led DAL outright in scoring in all 5 of those games (3/28-4/6/16) and he led the team in assists in all 5 as well (including ties)...suffered a sprained right ankle in the 4th quarter at SA (11/25/15) and did not return...missed 6 games due to the injury (vs. DEN 11/28/15-at NY 12/7/15)...suffered a right groin strain in the 1st half vs. MEM (4/8/16) and did not play in the 2nd half...missed 2 games due to the injury (at LAC 4/10/16, vs. SA 4/13/16). **2014-15:** Averaged 7.5 points, 3.4 assists and 17.7 minutes in 77 games (10 starts) with DAL...shot 42.0% (225-536 FGs) from the field, 32.3% (54-167 3FGs) from 3-point range and 80.9% (76-94 FTs) from the line...1 game with 20+ points...8 games with 15+ points...20 games with 10+ points (13-7 record)...2 games with 10+ assists (2-0 record)...24 games with 5+ assists (18-6 record)...was waived by MIN at the start of the 2014-15 season (10/27/19) and signed with DAL 2 days later (10/29/14)...reached



10,000 career minutes at MIL (12/3/14)...season-high (game-high) 22 points (8-15 FGs, 4-7 3FGs, 2-2 FTs) to go with 4 rebounds and 3 assists in 35 minutes vs. UTA (2/11/15)...missed 4 games due to a left ankle sprain (at PHO 3/22/15-at IND 3/29/15). **2013-14:** Played in 79 games (T-2nd-highest total of his career) with MIN, averaging 8.4 points and 3.8 assists in 18.6 minutes...shot 79.0% (79-100 FTs) from the FT line on the season, including 84.5% (60-71 FTs) beginning on 1/1/14...1 double-double...26 games with 5+ assists (17-9 record)...season-high 21 points (10-14 FGs, 1-2 3FGs) at DEN (11/15/13)...handed out a season-high 11 assists at BOS (12/16/13)...went 8-for-8 from the field en route to eclipsing 4,000 career points vs. DEN (2/12/14)...the 8-for-8 effort vs. DEN (2/12/14) was 1 short of the club single-game mark for most FGs made without a miss...season-high-tying 21 points (7-16 FGs, 4-8 3FGs, 3-3 FTs) at POR (2/23/14)...appeared in his 500th game vs. LAL (3/28/14)...missed 2 games due to injury (at MEM 3/24/14; vs. CHI 4/9/14). **2012-13:** Appeared in 74 games (2 starts) for MIN, logging a career-high 1,713 minutes (23.1 mpg)...averaged 11.3 points, 2.8 rebounds and 4.0 assists...hit a team-high 97 3-pointers (97-280 3FGs, .346)...shot 78.4% (105-134 FTs) from the line...led MIN in 4th-quarter scoring for the season, netting 310 of his 834 points in the final stanza (37.2% of his total)...led team in assists 16 times...lone double-double with 11 points and season-high 10 assists at PHI (12/4/12)...game-high 21 points (8-11 FGs, 5-7 3FGs) at DET (3/26/13)...team highs of 20 points (9-13 FGs, 2-3 3FGs) and 6 assists vs. DET (4/6/13)...season-high (team-high) 23 points (career highs 9-10 FTs) at UTA (4/12/13). **2011-12:** In 41 games (11 starts) with MIN, averaged then career highs in points (11.3), rebounds (2.8) and assists (5.7) in career-high 25.2 minutes...shot 37.1% (53-143 3FGs) from 3-point range and 77.6% (76-98 FTs) from the line...led the team in scoring 7 times...7 double-doubles...5 games with 20+ points...team-high 22 points (7-12 FGs, 5-6 3FGs, 3-3 FTs) in win over UTA (2/22/12)...handed out his 1,000th career assist vs. POR (3/7/12)...double-double with 18 points (7-13 FGs, 2-4 3FGs, 2-3 FTs) and 11 assists at SA (3/21/12)...1st career triple-double with 25 points (10-22 FGs, 2-5 3FGs, 3-3 FTs), career-high-tying 10 rebounds and 14 assists at OKC (3/23/12)...he became the 8th player in Timberwolves franchise history to post a triple-double (first since 2007) and the 1st to accomplish that feat in a reserve role...dished out a career-high 15 assists at DEN (4/11/12), the Wolves' best since Troy Hudson dealt 15 vs. CLE (2/28/03)...season-high 28 points (10-20 FGs, 5-9 3FGs, 3-4 FTs) vs. MEM (4/17/12)...played all 48 minutes vs. GS (4/22/12), the first complete game by a Timberwolves player since 12/21/07 (Sebastian Telfair vs. IND)...started the final 11 games, averaging 16.0 points, 9.3 assists and 36.1 minutes in those 11, while shooting 43.3% (26-60 3FGs) from 3-point range and posting 5 point/assist double-doubles (7 total)...he dished out 10+ assists in 5 of his final 7 road outings, averaging 11.1 assists in that stretch...recorded 3 DNP-CDs...missed a total of 22 games due to injury. **2010-11:** Averaged 9.5 points, 2.0 rebounds, 3.9 assists and 20.5 minutes in career-high 81 games (2 starts) with DAL...shot 43.9% (285-649 FGs) from the field, 34.9% (66-189 3FGs) from 3-point range and 84.7% (133-157 FTs) from the line...3 double-doubles...5 games with 20+ points...34 games with 10+ points...4 games with 10+ assists...handed out a season-high (game-high) 13 assists vs. NJ (12/9/10), marking the most by any DAL reserve since Derek Harper had 13 vs. PHI (2/27/87)...season-high 29 points (11-21 FGs, 1-4 3FGs, 6-6 FTs) in 36 minutes at MIL (1/1/11)...25 points (9-12 FGs, 3-4 3FGs, 4-4 FTs), including 18 1st-half points, in 33 minutes vs. LAC (1/25/11)...22 points (7-12 FGs, 3-4 3FGs, 5-5 FTs) in 30 minutes at NY (2/2/11)...20 points (8-12 FGs, 2-4 3FGs, 2-3 FTs), including 15 4th-quarter points, in 22 minutes at SAC (2/9/11)...1st double-double of season (2nd career; 1st career point/assist double-double) with 11 points (5-8 FGs, 1-3 3FGs) and 10 assists in 20 minutes vs. SAC (2/16/11)...22 points (6-8 FGs, 2-3 3FGs, 8-10 FTs), including 16 4th-quarter points, to go with 6 assists and 2 steals in 21 minutes at LAC (3/30/11)...2nd double-double (3rd career) with 13 points (5-13 FGs, 2-3 3FGs, 1-1 FTs), 5 rebounds and 11 assists in 33 minutes at GS (4/2/11)...3rd double-double with 12 points (5-12 FGs, 2-2 FTs) and 10 assists in 30 minutes vs. DEN (4/6/11)...scored 10+ points in 8 of his final 9 games, including 7 straight from 3/30/11-4/10/11...DND at PHO (2/17/11) due to an illness. **2009-10:** Averaged 7.6 points, 3.3 assists and 19.8 minutes in 78 games (career-high 18 starts) with DAL...shot 44.0% (232-527 FGs) from the floor, 35.7% (56-157 3FGs) from 3-point range and 84.4% (76-90 FTs) from the line...as a starter, averaged 11.1 points and 3.6 assists in 25.7 minutes...3 games with 20+ points...6 games with 15+ points...25 games with 10+ points...dished out a season-high 12 assists vs. TOR (11/7/09)...at the time, Barea's 12 dimes vs. TOR (11/7/09) were most by a DAL reserve since Derek Harper had 13 vs. PHI (2/19/87) (Barea had a 13-assist game the following season vs. NJ 12/9/10)...season-high 23 points (10-13 FGs, 1-2 3FGs, 2-2 FTs), including 19 in 1st half, to go with 4 rebounds in 26 minutes vs. NO (12/14/09)...season-high-tying 23 points (8-15 FGs, 3-5 3FGs, 4-5 FTs) in 35 minutes vs. HOU (12/18/09)...22 points (9-16 FGs, 3-4 3FGs, 1-1 FTs) and 5 assists in 35 minutes vs. POR (12/22/09)...recorded 2 DNP-CDs...DND vs. NJ (3/10/10) due to sprained left ankle and DND vs. DEN (3/29/10) with sore left ankle. **2008-09:** Averaged 7.8 points, 2.2 rebounds, 3.4 assists and 20.3 minutes in 79 games (15 starts) with DAL...shot 44.2% (246-557 FGs) from the field, 35.7% (55-154 3FGs) from 3-point range and 75.3% (70-93 FTs) from the line...6 games with 20+ points...20 games with 10+ points...15 points (7-11 FGs, 1-2 3FGs), including game-winning 3-pointer with 50.2 seconds left, to go with 5 assists in 25 minutes vs. LAC (12/2/08)...2nd career 20-point game with 22 points (9-18 FGs, 4-5 FTs) and 4 assists in 32 minutes vs. ATL (12/6/08)...2nd straight 20-point game (3rd career) with 21 points (8-16 FGs, 2-3 3FGs, 3-4 FTs) and 5 assists in season-high 40 minutes vs. SA (12/9/08)...20 points (8-17 FGs, 2-4 3FGs, 2-4 FTs), 6 assists, 3 steals and 1 block in 37 minutes vs. CHI (2/7/09)...season-high 26 points (season-high 10 FGs, season-highs 5-8 3FGs, 1-2 FTs) to go with 4 rebounds, 5 assists and 2 steals in 24 minutes at HOU (2/20/09)...20 points (8-13 FGs, 4-4 FTs), 7 assists and season-high 3 steals in 29 minutes off bench vs. GS (3/25/09)...22 points (8-12 FGs, 5-7 3FGs, 1-2 FTs), 4 assists, 2 steals and 1 block in 30 minutes vs. DEN (3/27/09)...18 points (6-8 FGs, 2-3 3FGs, 4-4 FTs) and season-high 9 assists in 26 minutes vs. UTA (4/8/09)...3 DNP-CDs. **2007-08:** In 44 games (9 starts) with DAL, averaged 4.3 points and 1.3 assists in 10.5 minutes...shot career-high 38.9% (21-54 3FGs) from 3-point range and 80.0% (28-35 FTs) from the line...1 game with 20+ points...6 games with 10+ points...in 2nd career start, went a perfect 4-of-4 from 3-point range en route to scoring a season-high 25 points (9-11 FGs, 4-4 3FGs, 3-3 FTs), his 1st career 20-point game, vs. SAC (11/3/06)...recorded 7 DNP-CDs...spent 31 games on inactive list, including final 18 of season. **2006-07:** In 33 games (1 start) with DAL, averaged 2.4 points in 5.8 minutes...3 games with 10+ points...scored 13 of his season-high 16 points in the 4th quarter vs. UTA (4/13/07)...1st career double-double with 13 points and career-high 10 rebounds (5 OR) in 31 minutes at GS (4/17/07)...assigned to the D-League's Ft. Worth Flyers (1/18-1/31/07)...in 8 games (6 starts) with the Flyers, averaged 27.3 points, 5.0 rebounds, 7.8 assists and 1.3 steals in 36.6 minutes per game...shot 52.3% (79-151 FGs) from the field, 43.8% (21-48 3FGs) from 3-point range and 78.0% (39-50 FTs) from the line in Ft. Worth...recorded 21 DNP-CDs...spent 20 games on the inactive list and missed 1 game due to a tongue laceration (11/29/06).

## PLAYOFF CAPSULE

Holds averages of 8.0 points, 2.1 rebounds, 3.6 assists and 20.0 minutes in 49 career playoff games (11 starts) with DAL. **2016:** Averaged 6.3 points, team-high 5.0 assists and 25.1 minutes in 4 first round games (2 starts) vs. OKC...playoff highs of 15 points (6-14 FGs, 1-4 3FGs, 2-2 FTs), 7 assists and 32 minutes in Game 3 vs. OKC (4/21/16)...missed Game 2 at OKC (4/18/16) after re-aggravating his right groin strain in Game 1. **2015:** In 5 first round games (2 starts) vs. HOU, averaged 11.8 points, 4.8 rebounds and 7.4 assists in 30.8 minutes...scored in double figures in 4 of the 5 games during the series...1st playoff double-double with 17 points (7-15 FGs, 2-6 3FGs, 1-2 FTs) and 13 assists in 36 minutes in Game 4 vs. HOU



(4/26/15). **2011:** In 21 games (3 starts) for the NBA champion Dallas Mavericks, averaged 8.9 points and 3.4 assists in 18.6 minutes...2 games with 20+ points...7 games with 10+ points...playoff career-high 22 points (9-14 FGs, 1-4 3FGs, 3-3 FTs) to go with 8 assists in 27 minutes in Game 4 vs. LAL (5/8/11)...21 points (8-12 FGs, 2-3 3FGs, 3-3 FTs) in 16 minutes in Game 1 vs. OKC (5/17/11)...17 points (6-11 FGs, 4-5 3FGs, 1-1 FTs) and 5 assists in 26 minutes in Game 5 win vs. MIA (6/9/11)...15 points (7-12 FGs, 1-3 3FGs), 5 assists and 2 steals in 30 minutes in series-clinching Game 6 win at MIA (6/12/11)...DAL went on to win 3 straight and close the championship series in 6 games after Barea was inserted into the starting lineup for Game 4 (he started Games 4, 5 and 6 of the Finals – his only 3 starts of the 2011 postseason). **2010:** In 6 first round games vs. SA, averaged 5.8 points, 2.0 rebounds, 2.5 assists and 17.5 minutes...playoff-high 14 points (6-13 FGs, 2-4 3FGs) to go with 4 rebounds and 4 assists in 32 minutes in Game 3 at SA (4/23/10). **2009:** In 10 games (4 starts), averaged 7.6 points, 2.0 rebounds and 3.4 assists in 22.1 minutes...in 5 first round games (3 starts) vs. SA, averaged 10.0 points, 2.0 rebounds, 4.6 assists and 26.4 minutes...13 points (6-14 FGs, 1-1 FTs), including 7 in 4th quarter, to go with 3 assists in 26 minutes in Game 1 at SA (4/18/09)...in 1st career postseason start, 13 points (5-8 FGs, 1-2 3FGs, 2-2 FTs) and 7 assists in 33 minutes in Game 3 vs. SA (4/23/09)...10 points (3-9 FGs, 1-2 3FGs, 3-4 FTs), 5 rebounds and 5 assists in 26 minutes in Game 5 at SA (4/28/09)...in 5 Western Conference Semifinal games (1 start) vs. DEN, averaged 5.2 points, 2.0 rebounds, 2.2 assists and 17.8 minutes. **2008:** In Game 4 vs. NO (4/27/08), appeared for 5 minutes and scored 8 points (3-4 FGs, 2-2 3FGs). **2007:** Appeared in 2 first round games vs. GS for a total of 4 minutes.

## INTERNATIONAL CAPSULE

**SUMMER 2018:** Competed for Puerto Rico at the FIBA Basketball World Cup 2019 Americas Qualifiers...in 2 games (both wins), averaged 13.5 points, 5.5 rebounds and 7.0 assists in 25.3 minutes. **SUMMER 2016:** Named MVP of Centrobasket 2016 (Panama), helping Puerto Rico win its 11th Centrobasket title by defeating Mexico, 84-83, in the finals...averaged 11.8 points, 4.2 rebounds, a tournament-high 6.4 assists and 1.0 steal in 5 games for the gold-medal-winning Puerto Ricans...also competed for Puerto Rico at the 2016 FIBA Olympic Qualifying Tournament, averaging 16.0 points, 3.3 rebounds and 4.3 assists in 4 games. **SUMMER 2015:** Averaged team-high 11.5 points, 2.8 assists and 20.0 minutes in 4 games (4 starts) for Puerto Rico at the 2015 Panamerican Games (Toronto)...appeared in 1 Marchand Cup (San Juan) game vs. Canada and had 17 points, 8 rebounds, 9 assists and 2 steals in 32 minutes...competed in the 2015 FIBA Americas Championship (Mexico City) with Puerto Rico and averaged 20.3 points (2nd in tournament), 3.6 rebounds, 6.3 assists and 1.5 steals in 8 games. **SUMMER 2014:** Competed in the 2014 FIBA World Cup (Spain) with Puerto Rico, averaging 22.0 points and 3.2 assists per game...also represented Puerto Rico at Centrobasket 2014 (Mexico), averaging 17.8 points, 4.0 rebounds and 4.6 assists in 14 games en route to a second place finish. **SUMMER 2013:** Competed in the 2013 FIBA Americas Championship (Venezuela) for Puerto Rico, leading his team to a second place finish and a berth in the 2014 FIBA World Cup. **SUMMER 2012:** Helped host nation Puerto Rico win silver at Centrobasket 2012...averaged 9.8 points, 3.8 rebounds and 6.5 assists in 4 games. **SUMMER 2011:** Appeared in 10 games for Puerto Rico (finished 4th place) in the 2011 FIBA Americas Championship, with averages of 11.7 points, 3.9 rebounds and 4.2 assists per game...also helped Puerto Rico win gold at the 2011 Panamerican Games (Mexico), averaging 21.0 points, 3.0 rebounds and 4.4 assists in 5 games. **SUMMER 2010:** Represented Puerto Rico in 5 games at the 2010 FIBA World Championships (Istanbul, Turkey), averaging a team-high 16.8 points, 5.4 assists and 3.8 rebounds...helped Puerto Rico win gold at the 2010 Central American and Caribbean Games in Mayaguez, averaging 15.3 points, 3.5 rebounds and 5.3 assists in 4 games...also led Puerto Rico to a gold medal finish at Centrobasket 2010 (Dominican Republic), averaging 13.8 points, 3.7 rebounds and 7.0 assists in 6 games. **SUMMER 2008:** Represented Puerto Rico in 5 games at the 2008 FIBA Olympic Qualifying Tournament (Athens, Greece)...did not qualify for the 2008 Summer Olympics...averaged 12.4 points, 3.2 rebounds and 2.2 assists...also competed for Puerto Rico at Centrobasket 2008 (Mexico), averaging 22.2 points, 2.4 rebounds and 6.4 assists in 5 games. **SUMMER 2007:** Representing Puerto Rico (finished in 3rd place) in the FIBA Americas Tournament, averaged 7.5 points, 1.4 rebounds, 2.3 assists and 14.9 minutes in 8 games...shot 48.6% (17-35 FGs) from the field...also competed at the 2007 Panamerican Games, helping Puerto Rico win gold with averages of 16.4 points, 3.6 rebounds, 5.4 assists and 1.2 steals in 5 games. **SUMMER 2006:** Made debut for Puerto Rico's senior national team that won gold at the 2006 Central American and Caribbean Games. **SUMMER 2005:** Competed for Puerto Rico at the World Championships U21 in Argentina. **SUMMER 2004:** Competed for the Puerto Rican U21 national team at the Tournament of the Americas U21 in Halifax and at Centrobasket U21 in Caguas. **SUMMER 2003:** Averaged 27.0 points for Puerto Rico at the World Championships U18 in Greece. **SUMMER 2002:** Played for Puerto Rican U18 national team...named to the Pan Am Junior tournament All-Star team.

## COLLEGE CAPSULE

Started 112 of his 113 games over his 4-year college career at Northeastern...averaged 20.3 points, 3.9 rebounds, 6.4 assists and 1.6 steals in 33.3 minutes...CAA Player of the Year (2006)...First Team All-CAA (2006)...2-time First Team All-AEC (2004, 2005)...Third Team All-AEC (2003)...AEC All-Rookie Team (2003). **2005-06:** As a senior, averaged 21.0 points, 4.4 rebounds and 8.4 assists en route to be named the 2006 CAA Player of the Year...also named Honorable Mention All-America by the *Associated Press*, Mid-Major Player of the Year by *CollegeInsider.com* and First Team NABC All-District 1...finished 3rd in the country in assists (8.4 apg) and 19th in the nation in scoring (21.0 ppg)...named a finalist for the Bob Cousy Award...finished his career as Northeastern's 2nd all-time leading scorer with 2,209 points behind Reggie Lewis (2,708)...also left the school as its 2nd all-time leader in assists (721) and leader in 3-pointers made (255). **2004-05:** As a junior, averaged career-high 22.2 points, 4.3 rebounds, 7.3 assists, 1.3 steals and 33.6 minutes in 30 games (all starts)...earned First Team All-AEC honors. **2003-04:** As a sophomore, averaged 20.7 points, 3.6 rebounds, 5.8 assists, 1.7 steals and 34.2 minutes in 26 games (25 starts)...named First Team All-AEC. **2002-03:** As a freshman, averaged 17.0 points, 3.0 rebounds, 3.9 assists, 1.6 steals and 32.2 minutes in 28 games (all starts) en route to garnering Third Team All-AEC and AEC All-Rookie Team accolades.

## PERSONAL CAPSULE

Born and raised in Mayaguez, Puerto Rico...attended Miami Christian High School (Miami, Fla.)...full name is Jose Juan "J.J." Barea Mora...last name is pronounced "ba-RAH-ah"...parents are Jaime Barea and Marta Mora...has two older brothers, Jamie J. Barea and Jason J. Barea...him and his wife Viviana, were married in Puerto Rico in August 2016...has two sons, Sebastian and Jose Juan (J.J.) Jr., and a daughter, Paulina...along with his wife, Viviana, helped lead recovery efforts in Puerto Rico in the wake of Hurricane Maria (summer 2017)...was named as one of three winners (Tina Charles, Boris Diaw) of the 2018 Mannie Jackson Human Spirit Award, which is an award presented annually by the Naismith Memorial Basketball Hall of Fame, to those with the highest level of dedication to making a positive impact in the lives of others...was also a recipient of the 2017-18 J. Walter Kennedy Citizenship Award, which is administered by the *Professional Basketball Writers Association (PBWA)* and is presented annually to a player,



coach or athletic trainer who shows outstanding service and dedication to the community...set up a relief fund for people to donate and borrowed the Mavericks' team plane from owner Mark Cuban to deliver food and supplies to those affected by the tragedy...his foundation, the JJ Barea Foundation, helps communities in Puerto Rico develop facilities for youth sports...the foundation has also been extremely active in contributing to the rebuild in Puerto Rico...served as the head coach of Puerto Rico's Indios de Mayaguez during the summer of 2017...chosen as the flag bearer for the Puerto Rican delegation at the 2010 Central American and Caribbean Games in hometown of Mayaguez...has participated in the NBA's Basketball Without Borders camp, the league's global development and community outreach program...on Twitter @jjbareapr.

REGULAR SEASON STATISTICS

YEAR	TEAM	GP	GS	MIN	AVG	FG	FGA	PCT	3FG	3FGA	PCT	FT	FTA	PCT	REBOUNDS		TOT	AVG	AST	PF	STL	TO	BLK	PTS	AVG
															OFF	DEF									
2006-07	DAL	33	1	191	5.8	28	78	.359	6	21	.286	16	24	.667	7	18	25	0.8	24	19	1	14	1	78	2.4
2007-08	DAL	44	9	460	10.5	71	170	.418	21	54	.389	28	35	.800	4	43	47	1.1	58	48	14	35	1	191	4.3
2008-09	DAL	79	15	1600	20.3	246	557	.442	55	154	.357	70	93	.753	36	141	177	2.2	269	121	37	105	5	617	7.8
2009-10	DAL	78	18	1546	19.8	232	527	.440	56	157	.357	76	90	.844	17	129	146	1.9	258	119	35	102	6	596	7.6
2010-11	DAL	81	2	1669	20.6	285	649	.439	66	189	.349	133	157	.847	29	130	159	2.0	317	136	30	136	1	769	9.5
2011-12	MIN	41	11	1032	25.2	167	418	.400	53	143	.371	76	98	.776	14	100	114	2.8	232	61	21	103	0	463	11.3
2012-13	MIN	74	2	1713	23.1	316	758	.417	97	280	.346	105	134	.784	34	173	207	2.8	294	131	32	145	0	834	11.3
2013-14	MIN	79	1	1471	18.6	254	656	.387	73	231	.316	79	100	.790	16	138	154	1.9	303	129	26	125	0	660	8.4
2014-15	DAL	77	10	1362	17.7	225	536	.420	54	167	.323	76	94	.809	23	111	134	1.7	263	104	33	70	1	580	7.5
2015-16	DAL	74	16	1667	22.5	317	711	.446	100	260	.385	74	96	.771	26	126	152	2.1	302	110	26	113	2	808	10.9
2016-17	DAL	35	6	771	22.0	142	343	.414	53	148	.358	44	51	.863	9	75	84	2.4	193	30	14	63	1	381	10.9
2017-18	DAL	69	11	1603	23.2	303	690	.439	115	313	.367	80	102	.784	15	186	201	2.9	434	83	35	143	3	801	11.6
2018-19	DAL	38	0	752	19.8	161	385	.418	38	128	.297	55	78	.705	13	82	95	2.5	211	50	22	72	1	415	10.9
TOTAL		802	102	15837	19.7	2747	6478	.424	787	2245	.351	912	1152	.792	243	1452	1695	2.1	3158	1141	326	1226	22	7193	9.0

PLAYOFF STATISTICS

YEAR	TEAM	GP	GS	MIN	AVG	FG	FGA	PCT	3FG	3FGA	PCT	FT	FTA	PCT	REBOUNDS		TOT	AVG	AST	PF	STL	TO	BLK	PTS	AVG	
															OFF	DEF										
2006-07	DAL	2	0	4	2.0	0	0	---	0	0	---	0	2	.000	0	0	0	0.0	0	0	0	0	0	0	0.0	
2007-08	DAL	1	0	5	5.0	3	4	.750	2	2	1.000	0	0	---	0	0	0	0.0	1	1	0	0	0	0	8	8.0
2008-09	DAL	10	4	221	22.1	31	71	.437	5	16	.313	9	13	.692	3	17	20	2.0	34	13	3	6	0	76	7.6	
2009-10	DAL	6	0	105	17.5	15	37	.405	4	10	.400	1	3	.333	4	8	12	2.0	15	13	2	10	1	35	5.8	
2010-11	DAL	21	3	390	18.6	72	172	.419	16	50	.320	27	34	.794	8	31	39	1.9	71	28	6	23	0	187	8.9	
2014-15	DAL	5	2	154	30.8	25	57	.439	4	16	.250	5	6	.833	5	19	24	4.8	37	17	4	14	0	59	11.8	
2015-16	DAL	4	2	100	25.0	11	34	.324	1	8	.125	2	2	1.000	0	6	6	1.5	20	8	0	11	0	25	6.3	
TOTAL		49	11	979	20.0	157	375	.419	32	102	.314	44	60	.733	20	81	101	2.1	178	80	15	64	1	390	8.0	



# #45 | RYAN BROEKHOFF

## PROFILE

**POSITION** GUARD/FORWARD

**BORN** 08/23/1990

**HEIGHT/WEIGHT** 6'6" | 215 LBS

**YEARS PRO** 1 YEAR

**FROM** VALPARAISO/AUSTRALIA

## CAREER HIGHS

### REGULAR SEASON


PTS	17	AT GOLDEN STATE	3/23/19
FGM	6	2 TIMES	
FGA	9	AT CLEVELAND	2/2/19
3FGM	4	2 TIMES	
3FGA	8	AT CLEVELAND	2/2/19
FTM	3	AT GOLDEN STATE	3/23/19
FTA	4	VS. MEMPHIS	4/5/19
OR	2	VS. MEMPHIS	4/5/19
DR	5	3 TIMES	
REB	6	VS. MEMPHIS	4/5/19
AST	3	AT PHILADELPHIA	1/5/19
BLK	1	4 TIMES	
STL	1	6 TIMES	
MIN	29	2 TIMES	

### PLAYOFFS

PTS	N/A
FGM	N/A
FGA	N/A
3FGM	N/A
3FGA	N/A
FTM	N/A
FTA	N/A
OR	N/A
DR	N/A
REB	N/A
AST	N/A
BLK	N/A
STL	N/A
MIN	N/A

### 2018-19

PTS	17	AT GOLDEN STATE	3/23/19
FGM	6	2 TIMES	
FGA	9	AT CLEVELAND	2/2/19
3FGM	4	2 TIMES	
3FGA	8	AT CLEVELAND	2/2/19
FTM	3	AT GOLDEN STATE	3/23/19
FTA	4	VS. MEMPHIS	4/5/19
OR	2	VS. MEMPHIS	4/5/19
DR	5	3 TIMES	
REB	6	VS. MEMPHIS	4/5/19
AST	3	AT PHILADELPHIA	1/5/19
BLK	1	4 TIMES	
STL	1	6 TIMES	
MIN	29	2 TIMES	







## CAREER TRANSACTIONS

Went undrafted in the 2013 NBA Draft...signed by Dallas (8/6/18).

## 2018-19 SEASON

Appeared in 42 games with DAL as a rookie, averaging 4.0 points and 1.5 rebounds in 10.8 minutes...shot 45.2% (57-126 FGs) from the field, 40.9% (38-93 3FGs) from 3-point range and 78.9% (15-19 FTs) from the FT line...over his final 10 games of the season, averaged 8.2 points, 2.9 rebounds and 19.5 minutes while shooting 51.0% (26-51 FGs) from the field and 47.2% (17-36 3FGs) from deep in that span (3/21-4/10/19)...2 games with 15+ points...5 games with 10+ points...made NBA debut in season opener at PHO (10/17/18) and had 3 points (1-3 FGs, 1-3 3FGs) in 4 minutes (he scored his 1st career points with a 3-pointer at the 2:10 mark of the 1st quarter)...15 points (6-8 FGs, 3-5 3FGs), including 11 in 1st half, to go with season-high 3 assists and 1 block in 22 minutes at PHI (1/5/19)...12 points (4-9 FGs, 4-8 3FGs), all in 1st half, in season-high 29 minutes at CLE (2/2/19)...13 points (4-6 FGs, 4-6 3FGs, 1-2 FTs), 2 rebounds and 1 assist in 17 minutes at SAC (3/21/19)...season-high 17 points (6-8 FGs, 2-4 3FGs, 3-3 FTs) to go with 5 rebounds, 2 assists and 1 steal in 25 minutes at GS (3/23/19)...11 points (3-5 FGs, 3-5 3FGs, 2-2 FTs), all in 2nd half, in season-high-tying 29 minutes vs. SAC (3/26/19)...he scored 10+ points in a season-high 3 straight games from 3/21-3/26/19, after he reached double figures just twice in his first 32 career contests...recorded 36 DNP-CDs...spent 3 games on the inactive list (1 due to an illness at LAC 12/20/18; 1 for a coach's decision at CHA 1/2/19; 1 due to personal reasons at MIN 1/11/19).

## INTERNATIONAL CAPSULE

**2017-18:** Played in 16 EuroCup games with Lokomotiv Kuban...named All-EuroCup First Team after averaging 12.3 points, 5.5 rebounds, 1.3 assists and 26.6 minutes per contest...shot 54.9% from the field and 50.6% from behind-the-arc. **2016-17:** Played in 18 EuroCup games with Lokomotiv Kuban in Russia...averaged 5.9 points, 4.8 rebounds and 1.1 assists in 21.1 minutes per contest. **SUMMER 2016:** A member of the Australian national team and played for the Boomers at the 2016 Olympic Games in Rio de Janeiro...averaged 7.6 points, 2.9 rebounds, 2.0 assists and 18.3 minutes in 8 games to help the Boomers finish in fourth place at the Rio Games. **2015-16:** Signed to play in Russia for Lokomotiv Kuban and played in 31 EuroLeague games...averaged 8.5 points, 3.4 rebounds, 1.6 assists and 25.3 minutes. **SUMMER 2015:** Competed in 2 games in the FIBA Oceania Championship to help Australia secure the gold medal...averaged 2.5 points and 6.5 rebounds in 26.1 minutes per contest. **2014-15:** Played in 16 games with Besiktas Integral Forex in Turkey...increased all of his averages in his second season with Besiktas...averaged 10.9 points, 5.4 rebounds and 1.2 assists in 29.8 minutes per contest. **SUMMER 2014:** Played for the Boomers at the FIBA World Championship...averaged 7.7 points, 2.5 rebounds, 1.0 assist and 19.4 minutes in 6 contests. **2013-14:** Played in 15 games with Besiktas Integral Forex in Turkey...averaged 6.3 points, 3.2 rebounds and 1.1 assists in 22.5 minutes per contest. **SUMMER 2013:** Competed in 2 games in the FIBA Oceania Championship to help Australia secure the gold medal.

## COLLEGE CAPSULE

**2012-13:** Started all 33 games for the Crusaders during his senior campaign...averaged 19.5 points, 9.0 rebounds, 2.8 assists, 1.3 steals and 1.0 block in 32.2 minutes per game...shot 41.7% from behind-the-arc to lead the Horizon League...named First Team All-Horizon League...scored a career-high 30 points in a win over Bethune-Cookman (11/11/12)...recorded 25 points, 6 rebounds and 4 assists against Green Bay in the opening round of the Horizon League Tournament. **2011-12:** Named Horizon League Player of the Year and received Honorable Mention All-American accolades from the Associated Press after leading team with 14.9 points and 8.5 rebounds per game...started all 34 games for the Crusaders...paced Horizon League in rebounding...reached double figures in points in all but 5 games...tallied 6 20-point performances...posted 12 double-doubles (points and rebounds)...started junior campaign with 18 points and 9 rebounds at Arizona (11/7/11)...earned 1st double-double of the season with 22 points and 13 rebounds against Georgia Southern (11/11/11)...scored a season-high 21 points and grabbed 13 rebounds in win against Duquesne in the 2K Sports Classic Benefiting Coaches vs. Cancer (11/20/11)...MVP of the Valparaiso Subregional of the 2K Sports Classic 7 points and 11 rebounds in loss to No. 3 Ohio State (11/25/11)...totaled 24 points, including 6 3-pointers at Cleveland State (2/9/12)...contributed a double-double (19 points, 16 rebounds) against Butler in the semifinals of the Horizon League Championships (3/3/12)...named to the Horizon League Academic Honor Roll. **2010-11:** Appeared in all 35 games as a sophomore, starting 34 times...3rd on the team in scoring with 10.3 ppg; led squad with 5.2 rpg...led Horizon League, hitting at a 44.8% clip from 3-point range...led the Crusaders with 39 blocked shots on the year; ranked 6th in the HL with 1.1 blocks per game...also ranked among the league's top-10 in 3-pointers made/game (1.8, 7th) and assist/turnover ratio (1.54, 8th)...scored 18 points (7-11 FGs) in opener against IU Northwest (11/12/10)...led all players with a season-high 23 points at Ohio (11/23/10)...knocked down 3 triples, the last of which gave Valpo a 6-point lead with 30 seconds to play, in win against Cleveland State (1/9/11)...went 5-of-6 from behind the arc for 15 points against Green Bay (1/23/11)...picked up 1st career double-double at Cleveland State (2/3/11), going for 15 points and 11 rebounds...filled up the stat sheet in win over Detroit (2/10/11), posting 17 points, 5 rebounds, 5 assists, 5 steals and 3 blocks. **2009-10:** Played in all 32 games as a freshman for the Crusaders, starting 6 times...averaged 6.4 points and 4.0 rebounds on the year...scored in double figures 7 times and pulled down double-digit rebounds twice...scored season-high 20 points in just 18 minutes of play at Loyola (1/23/10)...connected on 6-of-8 attempts from 3-point range in the win over the Ramblers...scored 18 points, including 4 treys, and grabbed 9 rebounds against UIC (2/8/10).



### PERSONAL CAPSULE

A native of Melbourne, Australia...the son of Jo Toebelman and Kevin Toebelman (step-father) and Wilm Broekhoff (father)...him and his wife, Katie, have one son, Jackson, born in June 2019...attended the prestigious Australian Institute of Sport...alums from the AIS program include Andrew Bogut, Luc Longley, Patty Mills and A.J. Ogilvy...named Australian Junior Male Player of the Year on July 10, 2008...on Twitter @RBroekhoff45.

### REGULAR SEASON STATISTICS

YEAR	TEAM	GP	GS	MIN	AVG	FG	FGA	PCT	3FG	3FGA	PCT	FT	FTA	PCT	REBOUNDS		TOT	AVG	AST	PF	STL	TO	BLK	PTS	AVG
															OFF	DEF									
2018-19	DAL	42	0	453	10.8	57	126	.452	38	93	.409	15	19	.789	8	55	63	1.5	22	35	6	16	4	167	4.0
TOTAL		42	0	453	10.8	57	126	.452	38	93	.409	15	19	.789	8	55	63	1.5	22	35	6	16	4	167	4.0



# #13 | JALEN BRUNSON

## PROFILE

**POSITION** GUARD

**BORN** 08/31/1996

**HEIGHT/WEIGHT** 6'1" | 190 LBS

**YEARS PRO** 1 YEAR

**FROM** VILLANOVA/USA

## CAREER HIGHS

### REGULAR SEASON

PTS	34	VS. SAN ANTONIO	3/12/19
FGM	12	VS. SAN ANTONIO	3/12/19
FGA	16	VS. SAN ANTONIO	3/12/19
3FGM	3	8 TIMES	
3FGA	7	2 TIMES	
FTM	7	2 TIMES	
FTA	10	AT OKLAHOMA CITY	3/31/19
OR	2	5 TIMES	
DR	10	AT PHILADELPHIA	1/5/19
REB	11	AT PHILADELPHIA	1/5/19
AST	10	2 TIMES	
BLK	1	4 TIMES	
STL	3	3 TIMES	
MIN	39	2 TIMES	

### PLAYOFFS

PTS	N/A
FGM	N/A
FGA	N/A
3FGM	N/A
3FGA	N/A
FTM	N/A
FTA	N/A
OR	N/A
DR	N/A
REB	N/A
AST	N/A
BLK	N/A
STL	N/A
MIN	N/A

### 2018-19

PTS	34	VS. SAN ANTONIO	3/12/19
FGM	12	VS. SAN ANTONIO	3/12/19
FGA	16	VS. SAN ANTONIO	3/12/19
3FGM	3	8 TIMES	
3FGA	7	2 TIMES	
FTM	7	2 TIMES	
FTA	10	AT OKLAHOMA CITY	3/31/19
OR	2	5 TIMES	
DR	10	AT PHILADELPHIA	1/5/19
REB	11	AT PHILADELPHIA	1/5/19
AST	10	2 TIMES	
BLK	1	4 TIMES	
STL	3	3 TIMES	
MIN	39	2 TIMES	





## CAREER TRANSACTIONS

Selected by Dallas in the second round (33rd overall pick) of the 2018 NBA Draft.

### 2018-19 SEASON

As a rookie with DAL, averaged 9.3 points, 2.3 rebounds, 3.2 assists and 21.8 minutes in 73 games (38 starts)...shot 46.7% (264-565 FGs) from the field, 34.8% (63-181 3FGs) from 3-point range and 72.5% (87-120 FTs) from the FT line...after the All-Star break, averaged 14.5 points (.508 FG%, .352 3FG%, .783 FT%), 2.9 rebounds, 4.6 assists and 29.3 minutes in 24 games (22 starts)...he scored 10+ points in 20 of his 24 games following the All-Star break...as a starter, averaged 13.0 points (.487 FG%, .370 3FG%, .723 FT%), 3.0 rebounds and 4.3 assists in 28.9 minutes... among rookie leaders, ranked 9th in scoring (9.3 ppg), 5th in assists (3.2 apg), 8th in FG% (.467) and 7th in 3FG% (.348)...Brunson, who was the 33rd overall selection in 2018, had the 2nd-highest scoring average among 2018-19 rookies who were not top-20 picks (behind Allonzo Trier's 10.9 ppg)...3 double-doubles (2 point/assist, 1 point/rebound)...1 game with 30+ points...4 games with 20+ points (all after the All-Star break)...34 games with 10+ points...1 game with 10+ rebounds...2 games with 10+ assists...9 games with 7+ assists...15 games with 5+ assists...made NBA debut in season opener at PHO (10/17/18) and had 3 points (1-3 FGs, 1-3 3FGs), 1 rebound and 1 assist in 19 minutes...he connected on a 3-pointer at the 7:02-mark of the 4th quarter at PHO (10/17/18) for his 1st career points...made 1st career start at TOR (10/26/18) and recorded 8 points (3-11 FGs, 2-4 3FGs), 3 rebounds and 4 assists in 30 minutes...in 11th career game, 1st career double-figure scoring effort with 11 points (5-7 FGs, 1-2 3FGs) in 16 minutes at UTA (11/7/18)...in 2nd career start, 14 points (7-9 FGs), 3 assists and season-high 3 steals in 30 minutes in DAL's 107-104 win vs. HOU (12/8/18)...in 3rd career start, 17 points (7-9 FGs, 1-2 3FGs, 2-4 FTs), 3 rebounds and 4 assists in 32 minutes in DAL's 101-76 wire-to-wire win vs. ORL (12/10/18)...Brunson started all 3 games during DAL's 3-game homestand (12/8-12/12/18) and the Mavericks went 3-0 in those contests...in return to Wells Fargo Center, 1st career double-double with 13 points (4-14 FGs, 1-3 3FGs, 4-4 FTs), season-high (team-high) 11 rebounds and team-high 8 assists in 26 minutes at PHI (1/5/19)...16 points (6-15 FGs, 2-3 3FGs, 2-2 FTs), 3 rebounds and 5 assists in 30 minutes at MIL (1/21/19)...15 points (5-10 FGs, 1-4 3FGs, 4-6 FTs), 6 rebounds and 4 assists in 33 minutes at CLE (2/2/19)...in 50th career game, 1st career 20-point effort with game-high 22 points (8-12 FGs, 3-5 3FGs, 3-3 FTs) to go with 5 assists in 31 minutes vs. DEN (2/22/19)...he led DAL in scoring for the 1st time in his career vs. DEN (2/22/19)...24 points (9-14 FGs, 3-6 3FGs, 3-5 FTs), including 16 in 1st half, to go with 3 rebounds, 5 assists and season-high-tying 3 steals in 34 minutes vs. IND (2/27/19)...18 points (8-11 FGs, 1-3 3FGs, 1-1 FTs) and game-high 9 assists in 30 minutes at ORL (3/8/19)...18 points (6-13 FGs, 1-3 3FGs, 5-5 FTs), including 10 in 1st quarter, to go with 7 rebounds and 4 assists in 35 minutes vs. HOU (3/10/19)...season-high (game-high) 34 points (12-16 FGs, 3-6 3FGs, 7-7 FTs), including 12 in 2nd quarter and 10 in the 3rd, to go with 5 rebounds and 4 assists in 37 minutes vs. SA (3/12/19)...he finished the season as 1 of 11 rookies to record a 30-point game in 2018-19 (along with teammate Luka Dončić, Trae Young, Deandre Ayton, Marvin Bagley III, Jaren Jackson Jr., Grayson Allen, Kevin Knox, Allonzo Trier, Jevon Carter and Anfernee Simmons)...20 points (8-15 FGs, 3-7 3FGs, 1-1 FTs), including 11 in 3rd quarter, to go with 5 rebounds and 4 assists in season-high 39 minutes at DEN (3/14/19)...he scored 20+ points in consecutive games for the first time in his career on 3/12/19 vs. SA (34 points) and 3/14/19 at DEN (20 points)...it was also his 2nd straight 20-point effort against the Nuggets (22 vs. DEN 2/22/19), which was the only team he posted multiple 20-point outings against in 2018-19...16 points (6-10 FGs, 2-2 3FGs, 2-2 FTs), including 12 in 3rd quarter, to go with 7 assists in 26 minutes vs. CLE (3/16/19)...16 points (6-10 FGs, 4-4 FTs), 3 assists and 2 steals in 26 minutes at POR (3/20/19)...15 points (6-8 FGs, 3-4 3FGs) and 3 assists in 30 minutes vs. SAC (3/26/19)...18 points (5-11 FGs, 1-4 3FGs, 7-10 FTs) and 4 assists in 30 minutes at OKC (3/31/19)...Brunson scored 10+ points in a season-high 15 straight games from 3/4-4/1/19, averaging 15.8 points, 2.8 rebounds and 4.6 assists in 30.1 minutes per game in that stretch while shooting 55.4% (92-166 FGs) from the field, 37.5% (21-56 3FGs) from 3-point range and 80.0% (32-40 FTs) from the FT line during that run...2nd double-double (1st career point/assist double-double) with 12 points (4-8 FGs, 4-4 FTs) and season-high 10 assists in 24 minutes at MEM (4/7/19)...in season finale, 3rd double-double with 11 points (5-13 FGs, 1-4 3FGs), 3 rebounds and season-high-tying 10 assists in 30 minutes at SA (4/10/19)...recorded 8 DNP-CDs.

### COLLEGE CAPSULE

Started 115 of his 116 career games at Villanova, averaging 14.4 points, 2.5 rebounds and 3.7 assists in 28.9 minutes...shot 51.0% (579-1,135 FGs) from the field, 39.3% (177-450 3FGs) from 3-point range and 82.0% (332-405 FTs) from the FT line...2-time NCAA champion (2016, 2018)... Consensus National Player of the Year (2018)...Consensus First Team All-American (2018)...Bob Cousy Award winner (2018)...Big East Player of the Year (2018)...2-time First Team All-BIG EAST (2017, 2018). **2017-18:** As a junior, averaged 18.9 points, 3.1 rebounds, 4.6 assists and 31.8 minutes in 40 games (all starts) en route to being named the Consensus National Player of the Year and helping lead the Wildcats to the 2018 NCAA National championship...winner of the Bob Cousy Award, given to the nation's top point guard...Consensus First Team All-American...BIG EAST Player of the Year...NCAA East Region Most Outstanding Player...NCAA Final Four All-tournament Team...Philadelphia Big Five Player of the Year...Second Team CoSIDA Academic All-American...BIG EAST Scholar-Athlete of the Year...Philadelphia Big Five Scholar Athlete of the Year...shot 52.1% (270-518 FGs) from the field, 40.8% (86-211 3FGs) from 3-point range and 80.2% (130-162 FTs) from the FT line...was the only player from a Power 6 conference to shoot at least 52% from the floor, 40% from deep and 80% from the line...led the BIG EAST in games played (40), points (756) and field goals made (270)...ranked 2nd in the league in minutes played (1,272), 2nd in FG% (.521), 2nd in assists (184), 3rd in FT% (.876), 5th in FTs made (130), 7th in ppg (18.9), 7th in apg (4.6) and 9th in 3-pointers made (86)...4 games with 30+ points (scored a career-high 31 points 4 times)...14 games with 20+ points...39 games with 10+ points...22 points (9-11 FGs, 4-6 3FGs), 4 rebounds, 6 assists and 4 steals in 25 minutes vs. Lafayette (11/17/17)...moved past the 1,000-point plateau with a 25-point effort in a Thanksgiving Day win over Tennessee (11/23/17)...career-high 31 points (11-16 FGs, 6-10 3FGs, 3-4 FTs) to go with 6 rebounds and 5 assists in 38 minutes at Temple (12/13/17)...career-high-tying 31 points (12-21 FGs, 4-11 3FGs, 3-5 FTs) to go with 3 rebounds and 5 assists in 33 minutes at Butler (12/30/17)...27 points (8-15 FGs, 2-4 3FGs, 9-11 FTs) and season-high 8 assists in 33 minutes vs. Marquette (1/6/18)...career-high-tying 31 points (10-21 FGs, 1-4 3FGs, 10-11 FTs) to go with 5 rebounds at Marquette (1/28/18)...28 points (8-21 FGs, 2-11 3FGs, 10-11 FTs), including 14 in the final 3 minutes, vs. St. John's (2/7/18)...27 points (10-18 FGs, 1-5 3FGs, 6-7 FTs) in 36 minutes vs. Butler (2/10/18)...22 points (8-20 FGs, 1-5 3FGs, 5-6 FTs), 5 rebounds and 5 assists in 37 minutes at Creighton (2/24/18)...career-high-tying 31 points (12-23 FGs, 4-9 3FGs, 3-5 FTs) to go with 6 rebounds and 4 assists in 76-66 OT win over Providence in the BIG EAST title game (3/10/18)...27 points (8-15 FGs, 3-6 3FGs, 8-9 FTs) and 4 assists in 90-78 NCAA Sweet Sixteen win over West Virginia (3/23/18)...18 points (7-14 FGs, 3-8 3FGs, 1-3 FTs) and 6 assists in 95-79 NCAA Tournament semifinal win over Kansas at the Alamodome (3/31/18). **2016-17:** As a sophomore, averaged 14.7 points, 2.6 rebounds, 4.1 assists and 31.1 minutes in 36 games (all starts)...shot 54.1% (183-338 FGs) from the field, 37.8% (42-111 3FGs) from 3-point range and 87.6% (120-137 FTs) from the FT line...named as a unanimous first team All-BIG EAST selection and was 1 of 5 finalists for the Bob Cousy Award, honoring the nation's top point guard...also earned first team status from the Philadelphia Big Five and was also named Scholar Athlete of the Year by the City Series (3.54 grade point average as a Communication major)...



ranked 2nd in the BIG EAST in assists per game (4.1), 3rd in FG% (.541), 3rd in FT% (.876), 3rd in total assists (148) and 9th in total points (928)...46 games with 20+ points...31 games with 10+ points...26 points (10-17 FGs, 2-3 3FGs, 4-4 FTs) in 34 minutes vs. La Salle (12/6/16)...season-high 27 points (10-14 FGs, 5-7 3FGs, 2-2 FTs) to go with 4 rebounds and 5 assists in 35 minutes at No. 10 Creighton (12/31/16)...named BIG EAST Player of the Week (1/2/17) after leading the Wildcats past the No. 10 Bluejays...team-high 23 points (9-16 FGs, 1-4 3FGs, 4-4 FTs) in 37 minutes at Butler (1/4/17)...21 points (8-13 FGs, 5-5 FTs), including game's final 7 points, in 66-57 victory at Providence (2/1/17)...1st career double-double with 22 points (7-7 FGs, 2-2 3FGs, 6-7 FTs), 4 rebounds and career-high 10 assists in 32 minutes at Seton Hall (2/18/17)...team-high 24 points (9-13 FGs, 1-4 3FGs, 5-6 FTs) in 37 minutes vs. Butler (2/22/17)...named to the BIG EAST Conference All-Tournament team. **2015-16:** As a freshman, averaged 9.6 points, 1.8 rebounds and 2.5 assists in 24.0 minutes for the 2016 NCAA National champion Villanova Wildcats...started 39 of the Wildcats' 40 games, coming off the bench vs. Xavier (12/31/15) after dealing with a virus...was a unanimous choice to the BIG EAST All-Freshman squad and was also tabbed Philadelphia Big Five Rookie of the Year...2 games with 20+ points...15 games with 10+ points...named MVP of the NIT Season Tipoff...led the Wildcats with 18 points (5-14 FGs, 3-8 3FGs, 5-5 FTs) in a semifinal win over Stanford (11/26/15) and then delivered 13 points (5-8 FGs, 3-4 FTs) in the championship game win over Georgia Tech (11/27/15)...22 points (6-10 FGs, 1-2 3FGs, 9-10 FTs) and 5 assists in 30 minutes vs. Penn (12/28/15)...15 points (6-8 FGs, 2-3 3FGs, 1-3 FTs), all in 2nd half, in 30 minutes at Creighton (1/2/16)...named BIG EAST Rookie of the Week (1/4/16)...16 points (6-9 FGs, 4-6 3FGs) and 4 assists in 27 minutes vs. Creighton (2/3/16)...season-high 25 points (9-11 FGs, 4-5 FTs) in win at Temple (2/17/16) that wrapped up the Philadelphia Big Five title for Villanova...12 points (5-10 FGs, 2-3 3FGs), 3 rebounds and 4 assists in NCAA Tournament win over Iowa (3/20/16).

INTERNATIONAL CAPSULE

USA Basketball Male Athlete of the Year (2015)...FIBA U19 World Cup MVP (2015). **SUMMER 2019:** Named to the 2019 USA Basketball Select Team, which trained alongside and against the USA National Team from 8/5-8/9/19. **SUMMER 2015:** Named the MVP of the 2015 U19 World Championship (Greece) after helping lead Team USA to the gold medal...averaged 14.0 points, 3.3 rebounds, 5.6 assists and 2.1 steals over the course of the tournament...scored 30 points to help the Americans hold off Greece in the semifinals...played a pivotal role in a 79-71 OT victory over Croatia in the gold medal contest, scoring all 14 of his points in the 2nd half and OT...also represented the USA at the 2015 Nike Hoop Summit in Portland, Ore. **SUMMER 2014:** Represented the USA at the U18 FIBAS Americas event.

PERSONAL CAPSULE

Born Aug. 31, 1996 in New Brunswick, N.J....father, Rick, and mother, Sandra, were basketball and volleyball stars at Temple, respectively...father, Rick, played nine seasons in the NBA...has a younger sister, Erica...earned his degree in Communications from Villanova...graduated in only three years but walked with his original class in the 2019 ceremony...attended Stevenson High School in Lincolnshire, Ill....a two-time Illinois Gatorade Player of the Year (2014, 2015) and also was Illinois' Mr. Basketball as a senior in 2015...selected as a McDonald's All-American and to the Jordan Brand national game following his senior year...also named first team All-Illinois by the *Associated Press*, the third time he was so honored...averaged 23.3 points, 5.3 assists, 4.7 rebounds and 2.6 steals as a senior...led Stevenson to the 2015 Illinois High School Association (IHSA) Class 4A state championship...played Pop Warner football for former Philadelphia Eagle Vince Papale, whose story was the inspiration behind the film *Invincible*...on Twitter @jalenbrunson1.

REGULAR SEASON STATISTICS

YEAR	TEAM	GP	GS	MIN	AVG	FG	FGA	PCT	3FG	3FGA	PCT	FT	FTA	PCT	REBOUNDS			AVG	AST	PF	STL	TO	BLK	PTS	AVG
															OFF	DEF	TOT								
2018-19	DAL	73	38	1591	21.8	264	565	.467	63	181	.348	87	120	.725	25	144	169	2.3	230	127	37	88	4	678	9.3
TOTAL		73	38	1591	21.8	264	565	.467	63	181	.348	87	120	.725	25	144	169	2.3	230	127	37	88	4	678	9.3



# #3 | ANTONIUS CLEVELAND

## PROFILE

**POSITION** GUARD/FORWARD

**BORN** 02/02/1994

**HEIGHT/WEIGHT** 6'5" | 195 LBS

**YEARS PRO** 1 YEAR

**FROM** SOUTHEAST MISSOURI STATE/USA

## CAREER HIGHS

### REGULAR SEASON

PTS	5	2 TIMES	
FGM	2	VS. PHILADELPHIA	4/10/18
FGA	4	AT MINNESOTA	12/10/17
3FGM	1	3 TIMES	
3FGA	1	4 TIMES	
FTM	2	VS. MIAMI	4/4/18
FTA	2	3 TIMES	
OR	2	VS. L.A. CLIPPERS	12/2/17
DR	2	4 TIMES	
REB	3	VS. L.A. CLIPPERS	12/2/17
AST	1	2 TIMES	
BLK	2	AT MINNESOTA	12/10/17
STL	3	AT MINNESOTA	12/10/17
MIN	21	AT GOLDEN STATE	12/14/17

### PLAYOFFS

PTS	N/A
FGM	N/A
FGA	N/A
3FGM	N/A
3FGA	N/A
FTM	N/A
FTA	N/A
OR	N/A
DR	N/A
REB	N/A
AST	N/A
BLK	N/A
STL	N/A
MIN	N/A

### 2018-19

PTS	N/A
FGM	N/A
FGA	N/A
3FGM	N/A
3FGA	N/A
FTM	N/A
FTA	N/A
OR	N/A
DR	N/A
REB	N/A
AST	N/A
BLK	N/A
STL	N/A
MIN	N/A





## CAREER TRANSACTIONS

Went undrafted in the 2017 NBA Draft...played in the G League for the Santa Cruz Warriors (2017)...signed to a two-way contract by Dallas (11/17/17)...waived by Dallas (12/19/17)...signed to a pair of 10-day contracts by Atlanta (2/22/18 and 3/4/18)...signed to a multi-year deal by Atlanta (3/14/18)...waived by Atlanta (7/21/18)...claimed off waivers by Chicago (7/23/18)...waived by Chicago (10/13/18)...re-joined the G League's Santa Cruz Warriors for the 2018-19 season...signed to a two-way contract by Dallas (7/25/19).

## PROFESSIONAL CAPSULE

Has averaged 1.4 points and 7.2 minutes in 17 career NBA games with Dallas and Atlanta (13 with the Mavericks, 4 with the Hawks)...has connected on 3 of his 4 career 3-point attempts (.750) in the NBA (he went a perfect 3-of-3 from deep in his 4 games with the Hawks in 2017-18)...has also played in 49 career G-League games (23 starts) for the Santa Cruz Warriors and Texas Legends (all but 1 of those G-League appearances have come with Santa Cruz), and averaged 11.5 points, 4.8 rebounds, 2.1 assists and 1.6 steals in 26.5 minutes.

## SEASON HIGHLIGHTS

**2018-19:** In 42 games (23 starts) for the G League's Santa Cruz Warriors, averaged 11.2 points, 5.0 rebounds, 2.0 assists and 1.6 steals in 26.5 minutes...shot 45.9% (178-388 FGs) from the field, 36.0% (40-111 3FGs) from 3-point range and 70.9% (73-103 FTs) from the FT line. **2017-18:** Averaged 1.4 points and 7.2 minutes in 17 NBA games with DAL and ATL...went 3-of-4 (.750) from beyond the arc in those 17 contests, including a perfect 3-of-3 (1.000) from deep in his 4 games with ATL...in 13 games for the Mavericks, averaged 0.8 points and 0.8 rebounds in 6.2 minutes...also played in 1 game for the Mavericks' G-League affiliate, the Texas Legends, and scored 12 points in that contest...in 4 games for the Hawks, averaged 3.3 points and 1.0 rebound in 10.5 minutes...began the year with the G League's Santa Cruz Warriors...in 6 games for Santa Cruz, averaged 13.8 points (.615 FG%, .545 3FG%, .895 FT%), 3.7 rebounds, 2.2 assists and 1.5 steals...signed to a two-way contract by DAL (11/17/17) and made his NBA debut later that day vs. MIN (11/17/17)...recorded 2 points (1-2 FGs) and 2 rebounds in 7 minutes in his debut vs. MIN (11/17/17)...sustained a left ankle injury vs. PHO (12/18/17) and was waived by DAL the next day (12/19/17)...signed to a 10-day contract by ATL (2/22/18)...signed to a second 10-day contract by ATL (3/4/18)...signed to a multi-year deal by ATL (3/14/18) and finished the 2017-18 season with the Hawks.

## COLLEGE CAPSULE

Completed his 4 seasons at Southeastern Missouri State as the 5th leading scorer in program history with 1,556 points...owns collegiate career averages of 12.9 points (.494 FG%), 4.7 rebounds, 2.0 assists and 1.3 steals in 28.8 minutes per game...led the Redhawks in points and steals in both his junior and senior seasons...set the school record for starts with 109 in his 121 career games. **2016-17:** Named to All-Ohio Valley Conference First Team as a senior...averaged 16.6 points, 5.1 rebounds, 2.2 assists, 1.4 steals and 32.9 minutes in 33 games (all starts)...shot 54.3% (208-383 FGs) from the field, 38.4% (28-73 3FGs) from 3-point range and 66.0% (105-159 FTs) from the FT line...led the team in scoring (16.6 ppg), blocks (30), steals (47) and FG% (.543)...ranked 2nd on the team in rebounding (5.1 rpg) and assists (7.3)...4 games with 20+ points, including career-high 28 at DePaul (12/19/16). **2015-16:** Started 25 of 26 contests as a junior...led the team in scoring (15.2 ppg), rebounding (6.6 rpg), minutes (31.4 mpg), steals (4.2) and blocks (1.5)...ranked 2nd on the team in assists (6.1) and 3rd in FG% (.437)...finished the season among the top-10 Ohio Valley Conference leaders in scoring (10th), rebounding (9th), steals (5th), offensive rebounds (8th, 2.4 orpg) and defensive rebounds (9th, 4.2 drpg)...averaged 15.9 points and 6.8 rebounds in OVC play...scored double figures in each of his last 10 starts of the season and led the Redhawks with a total of 22 double-digit scoring games...dropped 20+ points 7 times, including season-high 25 vs. Ole Miss (12/12/15)...led the team with 5 double-doubles...pulled down a season-best 11 rebounds on 2 occasions: vs. Belmont (12/31/15) and UT Martin (1/24/16)...was Southeast's leading scorer in 12 games...went over 1,000 career points when he scored a game-high 24 in the season-finale at Austin Peay (2/28/16), becoming the 4th different Southeast player to score over 1,000 career points since 2012-13...reached 400 career rebounds vs. Eastern Illinois (2/20/16)...returned after missing 3 games with a wrist injury to score 20 points, grab 11 rebounds, sink a FT to send the game to OT, and post 2 big steals in the final 1:33 of the OT period against the Skyhawks...scored 18 points and had 10 rebounds to help Southeast end an 11-game losing streak with a 78-74 victory at Missouri State (12/22/15)...made a FT with 5 seconds left to ice his team's first win of the season against the Bears...scored 24 points, including 17 in the first half vs. SIUE (2/18/16). **2014-15:** As a sophomore, was 1 of 2 players to start all 30 games...ranked 2nd on the team in scoring with 10.8 points per game...averaged 29 minutes per start, 3rd-most on the team...shot 47.2% (120-254 FGs) from the field and ranked 3rd on the team with 4.8 rebounds per game...finished 3rd on the team in assists (5.5) and 2nd in steals (3.8)...ranked 14th in the OVC in steals (1.3 spg) and 26th in scoring (10.8 ppg)...scored in double figures in 19 of his starts and ranked 2nd on the team in double-digit scoring games...scored 10+ points in 9 of his final 11 contests of the season...had 2 double-doubles with the 1st of his career being 14 points and 11 rebounds at Central Arkansas (11/22/14). **2013-14:** One of the top freshmen in the OVC...started 21 games and ranked 3rd on the team in scoring with 9.1 points per game...shot 52.5% (107-204 FGs) as 1 of 4 Redhawks who shot over 50% from the field...was 3rd on the team in both assists (5.3) and steals (3.2)...averaged 22.4 minutes a game...named OVC Freshman of the Week 4 times (11/18/13, 12/2/13, 12/23/13, 2/24/14)...scored double figures 14 times...pitched in a season-high 21 points as 1 of 7 Redhawks in double figures during Southeast's 118-115 2OT victory over Murray State (3/1/14)...his dunk off an alley-oop pass vs. Tennessee State (1/11/14) came in at No. 6 on ESPN's *Top Plays*...scored 14 points and made the game-winning half-court shot at the buzzer at UT Martin (2/22/14)...that play was part of the fantastic finishes segment leading into ESPN *SportsCenter*.

## PERSONAL CAPSULE

Born Feb. 2, 1994, in Memphis, Tenn....son of Shonda Bowie...became just the second NBA player in Southeast Missouri State history (Rich Eichhorst - 1962)...played his first two years of high school basketball at Overton High School in Memphis, where he was a 5-8 substitute...grew to 6-2 and transferred to Germantown High School (Germantown, Tenn.), where he averaged 12.5 points per game as a junior in 2011-12...played his senior season at Faith Baptist Christian Academy in Ludowici, Ga., where he averaged 18 points, 5 rebounds and 5 assists per game in 2012-13...grew another 3 inches in college, bringing him to his current height of 6-5...became the first player in Southeast Missouri State history to make the national College Slam Dunk Championship, scoring a 44.3 with a tomahawk dunk from the top of the key...nickname is "AC"...on Twitter @ac\_uno1.

## REGULAR SEASON STATISTICS

YEAR	TEAM	GP	GS	MIN	AVG	FG	FGA	PCT	3FG	3FGA	PCT	FT	FTA	PCT	REBOUNDS		TOT	AVG	AST	PF	STL	TO	BLK	PTS	AVG
															OFF	DEF									
2017-18	DAL/ATL	17	0	123	7.2	8	21	.381	3	4	.750	4	6	.667	3	11	14	0.8	2	23	7	7	5	23	1.4
TOTAL		17	0	123	7.2	8	21	.381	3	4	.750	4	6	.667	3	11	14	0.8	2	23	7	7	5	23	1.4

**ANTONIUS CLEVELAND**



# #30 | SETH CURRY

## PROFILE

**POSITION** GUARD

**BORN** 08/23/1990

**HEIGHT/WEIGHT** 6'2" | 185 LBS

**YEARS PRO** 5 YEARS

**FROM** DUKE/USA

## CAREER HIGHS

### REGULAR SEASON

PTS	31	AT MINNESOTA	2/24/17
FGM	13	AT MINNESOTA	2/24/17
FGA	20	AT SAN ANTONIO	1/29/17
3FGM	6	VS. OKLAHOMA CITY	4/9/16
3FGA	12	AT HOUSTON	4/13/16
FTM	7	2 TIMES	
FTA	8	VS. MIAMI	4/1/16
OR	2	8 TIMES	
DR	9	AT SAN ANTONIO	1/29/17
REB	10	AT SAN ANTONIO	1/29/17
AST	15	AT PHOENIX	4/11/16
BLK	2	2 TIMES	
STL	5	AT GOLDEN STATE	11/9/16
MIN	43	VS. UTAH	2/9/17

### PLAYOFFS

PTS	16	2 TIMES	
FGM	6	VS. DENVER	5/5/19
FGA	10	AT DENVER	5/7/19
3FGM	4	2 TIMES	
3FGA	7	AT GOLDEN STATE	5/16/19
FTM	3	AT OKLAHOMA CITY	4/19/19
FTA	3	2 TIMES	
OR	2	AT GOLDEN STATE	5/14/19
DR	4	AT DENVER	5/7/19
REB	4	AT DENVER	5/7/19
AST	2	4 TIMES	
BLK	1	4 TIMES	
STL	4	AT GOLDEN STATE	5/16/19
MIN	30	VS. GOLDEN STATE	5/18/19

### 2018-19

PTS	22	2 TIMES	
FGM	8	3 TIMES	
FGA	16	VS. DALLAS	3/20/19
3FGM	5	3 TIMES	
3FGA	9	AT MINNESOTA	4/1/19
FTM	7	VS. PHOENIX	3/9/19
FTA	7	2 TIMES	
OR	2	3 TIMES	
DR	5	AT PHOENIX	1/24/19
REB	6	AT PHOENIX	1/24/19
AST	3	5 TIMES	
BLK	2	VS. ATLANTA	1/26/19
STL	3	2 TIMES	
MIN	40	VS. BROOKLYN	3/25/19







## CAREER TRANSACTIONS

Went undrafted in the 2013 NBA Draft...signed by Golden State (8/23/13)...waived by Golden State (10/25/13)...played in the NBA Development League with Santa Cruz Warriors (2013-14)...signed by Memphis (12/24/13)...waived by Memphis (1/5/14)...signed to a 10-day contract by Cleveland (3/21/14)...signed by Orlando (9/29/14)...waived by Orlando (10/25/14)...played in the NBA Development League with Erie BayHawks (2014-15)...signed to a 10-day contract by Phoenix (3/11/15)...signed by Sacramento (7/22/15)...signed by Dallas (7/15/16)...signed by Portland (7/6/18)...signed by Dallas (7/10/19).

## PROFESSIONAL CAPSULE

Holds averages of 9.3 points, 1.9 rebounds, 1.7 assists and 21.6 minutes in 192 career games (53 starts) with Memphis, Cleveland, Phoenix, Sacramento, Dallas and Portland...ranks 3rd all-time (1st among active players) with a 43.9% (301-686 3FGs) career 3FG%, behind only Steve Kerr (.454) and Hubert Davis (.441)...his brother, Stephen (.436; 5th all-time), and father, Dell (.402; T-38th), also rank inside the top 40 for career 3FG%...is a career 46.7% (653-1,398 FGs) shooter from the field and 84.5% (174-206 FTs) shooter from the FT line...2-time NBA Development League All-Star (2014, 2015)...All-NBA D-League First Team (2015)...All-NBA D-League Third Team (2014)...NBA D-League All-Rookie First Team (2014).

## SEASON HIGHLIGHTS

**2018-19:** In lone season with POR, averaged 7.9 points, 1.6 rebounds and 18.9 minutes in career-high 74 games (2 starts)...ranked 3rd in the NBA in 3FG% (.450, 113-of-251), behind BKN's Joe Harris (.474, 183-of-386) and TOR's Danny Green (.455, 198-of-435), and ahead of his brother, Stephen Curry (.437, 354-of-810), who ranked 4th...shot 45.6% (212-465 FGs) from the field and 84.6% (44-52 FTs) from the FT line...5 games with 20+ points (POR was 5-0 in such games)...24 games with 10+ points (POR was 23-1 in such games)...made at least 5 3-pointers in 3 games and connected on at least 4 3-pointers 8 times...in 2nd start of season (53rd career), season-high 22 points (8-13 FGs, 4-8 3FGs, 2-2 FTs) in 32 minutes vs. ATL (1/26/19)...participated in the NBA 3-Point Contest at NBA All-Star Weekend in his hometown of Charlotte (2/16/19), an event that also featured his brother, Stephen, and Mavericks great Dirk Nowitzki...shot a perfect 5-of-5 from 3-point range while scoring 15 points (5-6 FGs, 5-5 3FGs) in 16 minutes at CLE (2/25/19), making him the 5th player in Blazers history to make at least 5 3s off the bench without a miss...season-high-tying 22 points (6-11 FGs, 3-6 3FGs, 7-7 FTs) in 21 minutes vs. PHO (3/9/19)...20 points (8-16 FGs, 4-7 3FGs), 5 rebounds and 2 steals in 28 minutes vs. DAL (3/20/19)...20 points (6-13 FGs, 3-7 3FGs, 5-6 FTs) in 40 minutes vs. BKN (3/25/19)...2nd straight 20-point effort (3rd in last 4 games, 4th in last 9 games) with 20 points (8-11 FGs, 4-7 3FGs) in 24 minutes at CHI (3/27/19)...missed 4 games with a right knee injury and 1 game with left leg soreness. **2017-18:** Missed the entire 2017-18 regular season due to a stress reaction in his left tibia (he played in 3 preseason games for DAL in 2017)...had season-ending surgery (2/8/18). **2016-17:** In 1st season with DAL, averaged career highs for points (12.8 ppg), rebounds (2.6 rpg), assists (2.7 apg), steals (1.1 spg) and minutes (29.0 mpg) in 70 games (career-high 42 starts)...shot career-high 48.1% (338-703 FGs) from the field, 42.5% (137-322 3FGs) from 3-point range and career-best 85.0% (85-100 FTs) from the FT line...among NBA qualifiers, ranked 6th in 3FG% and 35th in FG%...recorded a team-high 79 steals...knocked down a season-high 5 3-pointers 3 times...increased his scoring average by 6.0 points from the previous season (from 6.8 ppg with SAC in 2015-16 to 12.8 ppg with DAL in 2016-17)...in 42 games as a starter, averaged 14.7 points (.482 FG%, .433 3FG%, .863 FT%), 2.9 rebounds and 2.7 assists in 31.6 minutes (he appeared as a starter in each of his final 36 games in 2016-17)...in 18 games (all starts) after the All-Star break, averaged 16.2 points, 2.5 rebounds and 2.6 assists in 31.2 minutes while shooting 51.5% (106-206 FGs) from the field, 45.3% (43-95 3FGs) from 3-point range and 92.5% (37-40 FTs) from the FT line...1 double-double (point/rebound)...1 game with 30+ points...11 20-point efforts (DAL went 8-3 in those games), 10 of which came as a starter...17 games with 18+ points (13-4 record)...25 games with 15+ points (16-9 record)...47 games with 10+ points...1 game with 10+ rebounds...4 games with 7+ assists...10 games with 3+ steals (8-2 record)...23 points (9-15 FGs, 4-7 3FGs, 1-2 FTs), including 5+ points in every quarter, to go with 4 rebounds, 4 assists and 3 steals in 31 minutes at LAL (11/8/16)...DAL was +22 when he was on the floor at LAL (11/8/16)...team-high 23 points (9-16 FGs, 5-10 3FGs), including 17 in 1st half, in 36 minutes at SA (11/21/16)...20 points (8-19 FGs, 2-6 3FGs, 2-2 FTs), including 12 in 1st quarter, to go with 5 rebounds and 3 steals in 34 minutes vs. NY (1/25/17)...1st double-double of season (2nd career, 1st career point/rebound double-double) with game-high-tying 24 points (10-20 FGs, 4-9 3FGs), including 10 in 1st quarter, to go with career-high (game-high-tying) 10 rebounds and 5 assists in 37 minutes at SA (1/29/17)...game highs of 22 points (8-14 FGs, 3-7 3FGs, 3-4 FTs) 6 assists and 4 steals in 34 minutes vs. PHI (2/1/17)...scored in double figures in 11 straight games from 1/17-2/6/17, marking a new career-high double-figure scoring streak...over the 11-game stretch (1/17-2/6/17), Curry averaged 17.2 points, 3.7 rebounds and 2.5 assists in 32.6 minutes while shooting 50.7% (74-146 FGs) from the field and 45.9% (28-61 3FGs) from 3-point range...scored 10 of his 16 points in the 4th quarter and logged career-high 43 minutes in DAL's 112-105 OT win vs. UTA (2/9/17)...in 101st career game (1st game after All-Star break), career-high (game-high) 31 points (13-17 FGs, 3-6 3FGs, 2-2 FTs), including 13 in 3rd quarter, in 37 minutes at MIN (2/24/17)...game-high 29 points (10-17 FGs, 5-7 3FGs, 4-4 FTs), including 11 in 2nd quarter, in 36 minutes vs. MIA (2/27/17)...21 points (7-13 FGs, 5-8 3FGs, 2-2 FTs) in 35 minutes at ATL (3/1/17)...team-high 24 points (8-15 FGs, 2-7 3FGs, 6-6 FTs) to go with 5 rebounds, 2 assists and 2 steals in 37 minutes vs. MEM (3/3/17)...team-high 22 points (10-16 FGs, 2-5 3FGs) in 30 minutes vs. OKC (3/5/17)...he scored 20+ points in 5 of his first 6 games after the All-Star break (31 at MIN 2/24/17, 29 vs. MIA 2/27/17, 21 at ATL 3/1/17, 24 vs. MEM 3/3/17, 22 vs. OKC 3/5/17), averaging 23.3 ppg in that span (2/24-3/5/17)...he also scored 18+ points in 7 of his first 8 games following the break (2/24-3/10/17), averaging 22.0 ppg while shooting 57.5% (65-113 FGs) from the field, 55.1% (27-49 3FGs) from 3-point range and 95.0% (19-20 FTs) from the FT line in that stretch (DAL went 6-2 in those games)...moved from starting SG to starting PG vs. LAC (3/23/17) and posted a game-high 23 points (9-14 FGs, 3-6 3FGs, 2-2 FTs) to go with 3 rebounds and 4 assists in 35 minutes...missed 4 games due to a right knee sprain (at CHA 12/1/16-vs. CHA 12/5/16)...missed 8 total games (8 of DAL's final 10 games) due to a left shoulder injury (vs. OKC 3/27/17; at MIL 4/2/17-at MEM 4/12/17). **2015-16:** Averaged 6.8 points, 1.4 rebounds, 1.5 assists and 15.7 minutes in 44 games (9 starts) with SAC...shot 45.5% (102-224 FGs) from the field, 45.0% (50-111 3FGs) from 3-point range and 83.3% (45-54 FTs) from the FT line...in his 9 games as a starter, averaged 14.4 points (.436 FG%, .469 3FG%, .905 FT%), 3.0 rebounds and 3.8 assists in 29.9 minutes...over his final 11 games of the season (9 of which were starts), averaged 15.2 points (.468 FG%, .484 3FG%, .909 FT%), 2.7 rebounds and 3.8 assists in 29.7 minutes...4 games with 20+ points...12 games with 10+ points...1 game with 10+ assists...in 3rd career start, season-high (game-high-tying) 21 points (9-17 FGs, 3-6 3FGs) to go with 4 rebounds and 2 steals in 34 minutes at POR (3/28/16)...in 5th career start, season-high-tying 21 points (5-10 FGs, 4-6 3FGs, 7-8 FTs) to go with 3 assists and 2 steals in 32 minutes vs. MIA (4/1/16)...20 points (7-13 FGs, 6-10 3FGs), including career-high 6 3-pointers, in 33 minutes off the bench in win vs. OKC (4/9/16)...1st career double-double with team-high 20 points (8-14 FGs, 3-6 3FGs, 1-2 FTs) to go with career-high 15 assists and season-high 3 steals in 38 minutes in win at PHO (4/11/16)...missed 1 game due to a right ankle sprain (11/9/15)...missed 6 games due to a right foot sprain (2/29-3/9/16). **2014-15:** Saw action in 2 NBA games with PHO, totaling 2 rebounds and 1 assist in 8 minutes off the bench...



after playing for the ORL and PHO summer league teams, was signed by the Magic on 9/29/14...on 10/7/14, Curry's D-League rights were acquired by ORL's D-League affiliate, the Erie Bayhawks, in a trade with the Santa Cruz Warriors...Curry was waived by the Magic at the conclusion of its training camp (10/25/14) and joined the BayHawks for the start of the D-League training camp...in 36 D-League games with the Bayhawks, averaged 23.5 points, 4.3 rebounds, 3.9 assists and 1.3 steals in 37.0 minutes while shooting 48.0% from the field, 48.2% from 3-point range and 91.9% from the FT line...scored in double-figures in 35 of 36 D-League games, while producing 20+ points 25 times, 30+ points 6 times and 40+ points once...scored a season-high 43 points (14-19 FGs, 8-13 3FGs, 7-7 FTs) in 39 minutes at Delaware (1/2/15)...was named a 2015 D-League All-Star and earned All-NBA D-League First Team honors...signed to a 10-day contract by PHO (3/11/15)...among D-League leaders at the time of his signing with the Suns, ranked 2nd in scoring average, 1st in 3FG% and 2nd in FT%...made Suns debut vs. MIN (3/11/15) and played 1:14...collected 2 rebounds and 1 assist in 7 minutes vs. NY (3/15/15). **2013-14:** Played in 2 NBA games as a rookie (1 with MEM and 1 with CLE), totaling 3 points, 1 rebound and 2 steals in 13 minutes...spent the 2013 preseason with GS but was waived on 10/25/13...was acquired by the D-League's Santa Cruz Warriors as an affiliate player (11/1/13)...signed by MEM (12/24/13)...made NBA debut at DET (1/5/14) but was waived by the Grizzlies later that day...reacquired by the Santa Cruz Warriors (1/9/14)...signed to a 10-day contract by CLE (3/21/14)...the next day, made a 3-pointer for his 1st career points vs. HOU (3/22/14)...on 3/30/14, Curry's 10-day contract expired and he returned to Santa Cruz...he finished the D-League season with averages of 19.7 points, 3.1 rebounds, 5.8 assists, 1.4 steals and 34.7 minutes in 38 games (37 starts)...named to the 2014 NBA D-League Third Team and D-League All-Rookie First Team...played for the Futures team at the 2014 NBA D-League All-Star Game...played in 7 D-League playoff games, scoring a career-high 44 points in 1st D-League playoff game against the L.A. D-Fenders...during Seth's stint with Santa Cruz, he played in the same backcourt with Mychel Thompson (while their respective brothers, Stephen and Klay, were teammates on the Golden State Warriors).

PLAYOFF CAPSULE

**2019:** In 1st trip to the postseason, appeared in all 16 games for POR during its run to the 2019 Western Conference Finals...averaged 5.6 points and 1.6 rebounds in 20.4 minutes...shot 40.4% (21-52 3FGs) from 3-point range and 81.8% (9-11 FTs) from the FT line...scored a playoff-high 16 points (6-9 FG, 4-6 3FGs) in Game 4 of the Western Conference Semifinals vs. DEN (5/5/19)...recorded a playoff-high-tying 16 points (5-9 FGs, 4-7 3FGs, 2-2 FTs) to go with playoff-best 4 steals in Game 2 of the Western Conference Finals at GS (5/16/19).

COLLEGE CAPSULE

Totalled 2,101 career points over four seasons, playing his final three seasons at Duke after playing his freshman year at Liberty...left Duke ranked 3rd in school history in 3FG% (.420), 5th in FT% (.825) and 8th in 3-pointers made (223). **2012-13:** As a senior at Duke, averaged team-high 17.5 points, 2.5 rebounds, 1.5 assists and 32.2 minutes in 35 games (all starts) en route to earning First Team All-ACC selection by the coaches and Sporting News Second Team All-America honors. **2011-12:** As a junior at Duke, averaged 13.2 points, 2.6 rebounds, 2.4 assists, 1.3 steals and 30.2 minutes in 34 games...named Third Team All-ACC. **2010-11:** As a redshirt sophomore at Duke, averaged 9.0 points, 2.0 assists, 1.4 steals and 25.0 minutes in 37 games...moved into the starting lineup after a toe injury sidelined Kyrie Irving. **2009-10:** Per transfer rules, sat out the 2009-10 season after transferring from Liberty to Duke. **2008-09:** At Liberty in 2008-09, led all NCAA freshmen in scoring with an average of 20.2 points per game...also averaged 4.4 rebounds, 2.3 assists and 1.4 steals in 35 games (34 starts).

INTERNATIONAL CAPSULE

**SUMMER 2009:** Helped the U.S. win a gold medal at the 2009 FIBA U19 World Championship in New Zealand...averaged 9.0 points, 2.2 rebounds and 1.1 assists in 9 games...made a team-high 19 3-pointers for the U.S. squad (Klay Thompson, who is now teammates with his brother, Stephen Curry, on the Golden State Warriors, finished 2nd on the team with 16 3s).

PERSONAL CAPSULE

Full name is Seth Adham Curry...comes from a family of athletes...father, Dell, spent 16 seasons in the NBA and retired as the Charlotte Hornets' all-time leader in points (9,839) and 3-pointers made (929)...mother, Sonya, played volleyball at Virginia Tech, where Dell starred in both baseball and basketball...older brother, Stephen, has won three NBA championships (2015, 2017, 2018) and two league MVPs (2015, 2016) as a member of the Golden State Warriors...younger sister, Sydel, played volleyball at Elon University in North Carolina...fiancé, Callie Rivers, is a former professional volleyball player and the daughter of Clippers head coach Doc Rivers...Seth and Callie have one daughter, Carter, born in May 2018...grew up in Charlotte, N.C....would attend Hornets games with his father and brother and shoot around with the team during warm-ups...wears No. 30, like his father and brother...prepped at Charlotte Christian School, where he was a three-year starter for the Knights and earned all-conference, all-state and first team SAA All-American honors as a senior...on Twitter @sdotcurry.

REGULAR SEASON STATISTICS

YEAR	TEAM	GP	GS	MIN	AVG	FG	FGA	PCT	3FG	3FGA	PCT	FT	FTA	PCT	REBOUNDS		TOT	AVG	AST	PF	STL	TO	BLK	PTS	AVG
															OFF	DEF									
2013-14	MEM/CLE	2	0	13	6.5	1	3	.333	1	1	1.000	0	0	---	0	1	1	0.5	0	0	2	0	0	3	1.5
2014-15	PHO	2	0	8	4.0	0	3	.000	0	1	.000	0	0	---	0	2	2	1.0	1	2	0	0	0	0.0	
2015-16	SAC	44	9	692	15.7	102	224	.455	50	111	.450	45	54	.833	9	51	60	1.4	67	41	22	36	3	299	6.8
2016-17	DAL	70	42	2029	29.0	338	703	.481	137	322	.425	85	100	.850	25	154	179	2.6	189	126	79	92	7	898	12.8
2017-18	DAL	DNP-LEFT LEG																							
2018-19	POR	74	2	1399	18.9	212	465	.456	113	251	.450	44	52	.846	27	93	120	1.6	66	97	36	61	12	581	7.9
TOTAL		192	53	4141	21.6	653	1398	.467	301	686	.439	174	206	.845	61	301	362	1.9	323	266	139	189	22	1781	9.3

PLAYOFF STATISTICS

YEAR	TEAM	GP	GS	MIN	AVG	FG	FGA	PCT	3FG	3FGA	PCT	FT	FTA	PCT	REBOUNDS		TOT	AVG	AST	PF	STL	TO	BLK	PTS	AVG
															OFF	DEF									
2018-19	POR	16	0	326	20.4	30	82	.366	21	52	.404	9	11	.818	5	20	25	1.6	13	27	12	7	4	90	5.6
TOTAL		16	0	326	20.4	30	82	.366	21	52	.404	9	11	.818	5	20	25	1.6	13	27	12	7	4	90	5.6



# #77 | LUKA DONČIĆ

## PROFILE

**POSITION** GUARD/FORWARD

**BORN** 02/28/1999

**HEIGHT/WEIGHT** 6'7" | 230 LBS

**YEARS PRO** 1 YEAR

**FROM** REAL MADRID/SLOVENIA

## CAREER HIGHS

### REGULAR SEASON

PTS	35	2 TIMES	
FGM	14	VS. TORONTO	1/27/19
FGA	26	2 TIMES	
3FGM	7	AT NEW ORLEANS	12/28/18
3FGA	11	3 TIMES	
FTM	12	VS. ATLANTA	12/12/18
FTA	16	VS. PHOENIX	1/9/19
OR	5	2 TIMES	
DR	14	VS. HOUSTON	3/10/19
REB	16	VS. PHOENIX	4/9/19
AST	12	3 TIMES	
BLK	2	5 TIMES	
STL	4	2 TIMES	
MIN	40	AT SAN ANTONIO	10/29/18

### PLAYOFFS

PTS	N/A
FGM	N/A
FGA	N/A
3FGM	N/A
3FGA	N/A
FTM	N/A
FTA	N/A
OR	N/A
DR	N/A
REB	N/A
AST	N/A
BLK	N/A
STL	N/A
MIN	N/A

### 2018-19

PTS	35	2 TIMES	
FGM	14	VS. TORONTO	1/27/19
FGA	26	2 TIMES	
3FGM	7	AT NEW ORLEANS	12/28/18
3FGA	11	3 TIMES	
FTM	12	VS. ATLANTA	12/12/18
FTA	16	VS. PHOENIX	1/9/19
OR	5	2 TIMES	
DR	14	VS. HOUSTON	3/10/19
REB	16	VS. PHOENIX	4/9/19
AST	12	3 TIMES	
BLK	2	5 TIMES	
STL	4	2 TIMES	
MIN	40	AT SAN ANTONIO	10/29/18





## CAREER TRANSACTIONS

Played in Spain (2012-18)...selected by Atlanta in the first round (third overall pick) of the 2018 NBA Draft...draft rights traded to Dallas in exchange for the draft rights to the fifth overall pick Trae Young and a protected 2019 first round draft pick.

## 2018-19 SEASON

As a rookie with DAL, averaged team-high 21.2 points, 7.8 rebounds (2nd on team), team-high 6.0 assists, 1.1 steals (2nd on team) and 32.2 minutes (2nd on team) in 72 games (all starts) en route to being named the 2018-19 Kia NBA Rookie of the Year...he received 98 of 100 1st-place votes for the Rookie of the Year Award...joined Jason Kidd as the sole Mavericks to win the award (Kidd shared the honor with DET's Grant Hill in 1994-95)...also became the first international player who did not attend a U.S. high school or college to garner the award since Spain's Pau Gasol won it for MEM in 2001-02...joined Oscar Robertson as the only rookies in league history to average at least 20 points, 7 rebounds and 6 assists per game...also finished as 1 of only 4 NBA players to average at least 20-7-6 in 2018-19 (All-Stars LeBron James, Russell Westbrook and Nikola Jokić were the others)...unanimously selected to the NBA All-Rookie First Team after receiving 1st-place votes on all 100 ballots from a global panel of sportswriters and broadcasters (became the 6th Maverick to earn All-Rookie First Team honors and the first since Kidd in 1994-95)...recorded 8 triple-doubles, the 3rd-most by a rookie in NBA history (behind Oscar Robertson's 26 in 1960-61 and Ben Simmons' 12 in 2017-18)...broke Magic Johnson's record (7) for the most triple-doubles by a player before his 21st birthday...4 of Dončić's 8 triple-doubles occurred while he was still a teenager (he became the 1st player in NBA history to record multiple triple-doubles before turning 20)...registered 1 30-point triple-double (35 points/12 rebounds/10 assists vs. TOR 1/27/19) at 19 years, 333 days, becoming the 1st teenager in NBA history to accomplish the feat...notched 6 20-point triple-doubles, the 2nd-most by a rookie in NBA history (behind Oscar Robertson's 25 in 1960-61)...produced 3 30-point/10-rebound/5-assist efforts (2 as a teenager – only player in NBA history to record multiple 30-10-5 games before his 20th birthday)...generated 24 double-doubles, the most by a DAL rookie in team history...14 20-point/10-rebound efforts...9 20-point/10-assist outings...scored a season-high 35 points twice (vs. TOR 1/27/19, at CLE 2/2/19)...8 games with 30+ points...21 games with 25+ points...43 games with 20+ points...scored in double figures in 68 of his 72 games as a rookie...2 games with 15+ rebounds, including a season-high 16 boards vs. PHO (4/9/19)...22 games with 10+ rebounds...dished out 10+ assists 11 times, including a season-high 12 dimes 3 times...knocked down a DAL rookie-record 168 3-pointers (168-of-514, .327), which was the 3rd-most 3s by a rookie in NBA history (behind Donovan Mitchell's 187 in 2017-18 and Damian Lillard's 185 in 2012-13)...also set DAL rookie records for FTM and FTA (346-of-485, .713)...shot 42.7% (506-1,186 FGs) from the field...among all NBA rookies in 2018-19, ranked 1st in scoring (21.2 ppg), 2nd in rebounding (7.8 rpg), 2nd in assists (6.0 apg), 5th in steals (1.07 spg) and 1st in minutes (32.2 mpg)...among all NBA players in 2018-19, ranked 22nd in scoring (21.2 ppg), 29th in rebounding (7.8 rpg), 19th in assists (6.0 apg) and 40th in minutes (32.2 mpg)...swept the Kia NBA Western Conference Rookie of the Month Award, winning it all 5 months it was given out during the season (October/November, December, January, February and March/April)...became the only Maverick to win the Rookie of the Month Award 4+ times in a season and the first player from either conference to sweep the award since MIN's Karl-Anthony Towns in 2015-16...at 19 years, 231 days, made NBA debut in season opener at PHO (10/17/18), becoming the 2nd-youngest player ever to appear in a game for the Mavericks (behind Bruno Šundov; 19 years, 70 days)...in home opener, team-high 26 points (8-16 FGs, 4-9 3FGs, 6-9 FTs), including 15 in 2nd quarter, to go with 6 rebounds, 3 assists and 2 steals in 36 minutes in DAL's 140-136 win vs. MIN (10/20/18)...Dončić (19 years, 234 days) became the youngest player in Mavericks history to record a 20-point game (the previous youngest was Dennis Smith Jr., who had 22 points at WAS 11/7/17, at 19 years, 347 days)...in 7th career game, team-high 31 points (11-18 FGs, 4-6 3FGs, 5-6 FTs), including 24 after halftime, to go with 8 rebounds and 4 assists in 40 minutes in OT loss at SA (10/29/18)...Dončić became the first player to post a 30-8-4 stat line within his first 7 career games since Michael Jordan in 1984-85 (Jordan went for 33-8-5 in his 7th career game at NY 11/8/84)...Dončić also became the youngest player in franchise history to produce a 30-point effort (the previous youngest was Jamal Mashburn at 20 years, 348 days, who had a 36-point outing in his 4th career game at MIN 11/12/93)...Dončić totaled 292 points through his first 15 career games (10/17-11/17/18), marking the most points by a teenager through his first 15 games in NBA history (previous most: 290 by Kevin Durant)...game-high-tying 32 points (10-20 FGs, 3-6 3FGs, 9-13 FTs), including 14 in 3rd quarter, to go with 4 rebounds (4 OR), 5 assists and season-high (game-high) 4 steals in 31 minutes at LAC (12/20/18)...Dončić became just the 2nd teenager in NBA history to go for at least 32 points, 4 rebounds, 5 assists and 4 steals in a game, joining LeBron James (James had 36 points, 4 rebounds, 5 assists and 4 steals at PHI 12/19/03)...team-high 34 points (10-16 FGs, 7-10 3FGs, 7-13 FTs), including 13 in 2nd quarter, in 34 minutes at NO (12/28/18)...Dončić (19 years, 303 days) went 7-of-10 (.700) from 3-point range at NO (12/28/18), becoming the youngest player in NBA history (1st teenager) to hit 7 3-pointers in a game (previous youngest: D'Angelo Russell, 8-of-12, .667, vs. BKN 3/1/16; at 20 years, 7 days)...game-high 30 points (8-14 FGs, 4-9 3FGs, 10-16 FTs), including 12 in 1st quarter, to go with 5 rebounds, 5 assists and 3 steals in 36 minutes vs. PHO (1/9/19)...7th double-double with team-high 29 points (10-23 FGs, 2-9 3FGs, 7-10 FTs), including 11 in both the 1st and 4th quarters, to go with 8 rebounds, season-high-tying (game-high) 12 assists, 2 steals and just 1 turnover in 35 minutes in DAL's 119-115 win at MIN (1/11/19)...Dončić had 3 go-ahead field goals in the final 1:28 against the Timberwolves, including a 28-foot 3-pointer with 23.9 seconds left to give the Mavericks the lead for good (it put DAL up 117-115)...he became the first rookie with 3 go-ahead baskets in the final 2 minutes of regulation since Vince Carter on 4/1/99 vs. IND...Dončić scored 25+ points in 5 straight games from 1/7-1/16/19 (27 vs. LAL 1/7/19, 30 vs. PHO 1/9/19, 29 at MIN 1/11/19, 26 vs. GS 1/13/19, 25 vs. SA 1/16/19), becoming the first rookie to do so since Stephen Curry in 2010 (5 games from 4/4-4/11/10)...Dončić also racked up at least 25 points, 5 rebounds and 5 assists in 4 consecutive games from 1/9-1/16/19, becoming the first rookie to post at least 25-5-5 in 4 straight games since Michael Jordan in 1984-85 (Jordan went for 25-5-5 in 5 straight games twice during his rookie year)...team-high 32 points (9-19 FGs, 3-9 3FGs, 11-13 FTs), including 11 in 2nd quarter, to go with 8 rebounds, team-high 8 assists, 2 steals and 1 block in 35 minutes vs. DET (1/25/19)...Dončić (19 years, 331 days) became the 1st teenager in NBA history to go for 30-8-8-2-1 in a game...2nd triple-double with season-high (game-high) 35 points (14-24 FGs, 3-9 3FGs, 4-6 FTs), including 13 in 4th quarter, to go with game-high 12 rebounds and game-high 10 assists in 36 minutes vs. TOR (1/27/19)...Dončić (19 years, 333 days) became the 1st teenager in NBA history to record a 30-point triple-double (the previous youngest player to produce a 30-point triple-double was LeBron James, who did it at 20 years, 100 days, on 4/9/05 vs. MIL)...10th double-double with season-high-tying (game-high) 35 points (13-25 FGs, 4-11 3FGs, 5-7 FTs), including 28 in 1st half (18 in 1st quarter), to go with 11 rebounds and game-high 6 assists in 33 minutes at CLE (2/2/19)...Dončić became the 1st player in NBA history to record multiple 35-point, 10-rebound, 5-assist games as a teenager...competed for the World Team in the 2019 MTN DEW ICE Rising Stars game at All-Star 2019 and recorded 13 points (5-12 FGs, 3-9 3FGs), 5 rebounds, team-high 9 assists and 2 steals in 24 minutes...also took part in the Taco Bell Skills Challenge as part of 2019 State Farm® All-Star Saturday Night (became the 1st Maverick to compete in the Skills Challenge since it was first introduced in 2003) and lost to ATL's Trae Young in the semifinals...16th double-double with game-high 31 points (11-26 FGs, 2-8 3FGs, 7-9 FTs), including 12 in 1st quarter and 13 in the 3rd, to go with game-high 11 rebounds, 7 assists and season-high-tying (game-high) 4 steals in 36 minutes at WAS (3/6/19)...5th triple-double with team-high 29 points (10-26 FGs, 1-7



3FGs, 8-11 FTs) to go with game-high 13 rebounds, team-high 10 assists and 2 steals in 39 minutes vs. NO (3/18/19)...6th triple-double with team-high 23 points (6-14 FGs, 4-11 3FGs, 7-11 FTs), including 11 in 1st quarter, to go with game highs of 11 rebounds, 10 assists and 3 steals in 27 minutes at GS (3/23/19)...7th triple-double (2nd straight, 3rd in his last 5 games) with game-high 28 points (9-20 FGs, 10-11 FTs), including 11 in 2nd quarter, to go with 12 rebounds and season-high-tying (game-high) 12 assists in 36 minutes vs. SAC (3/26/19)...8th triple-double with 21 points (6-14 FGs, 2-5 3FGs, 7-8 FTs), including 10 in 4th quarter, to go with season-high (game-high) 16 rebounds, game-high 11 assists and game-high-tying 3 steals in 32 minutes vs. PHO (4/9/19)...missed 1 game due to a right hip strain (vs. LAC 12/2/18), 1 game due to left ankle soreness (at DET 1/31/19), 2 games due right ankle soreness (vs. DEN 2/22/19-at UTA 2/23/19), 1 game due to a right knee contusion (vs. CLE 3/16/19) and 5 games due to a right thigh contusion (at OKC 3/31/19-vs. PHI 4/1/19; vs. MEM 4/5/19-at MEM 4/7/19; at SA 4/10/19).

INTERNATIONAL CAPSULE

EuroLeague champion (2018)...EuroLeague MVP (2018)...EuroLeague Final Four MVP (2018)...All-EuroLeague First Team (2018)...2-time EuroLeague Rising Star (2017, 2018)...3-time Liga ACB champion (2015, 2016, 2018)...Liga ACB MVP (2018)...All-Liga ACB First Team (2018)...2-time Spanish ACB Best Young Player (2017, 2018)...3-time ACB All-Young Players Team (2016, 2017, 2018)...2-time Spanish King's Cup winner (2016, 2017)...FIBA Intercontinental Cup champion (2015)...EB Next Generation Tournament champion (2015)...EB Next Generation Tournament MVP (2015). 2017-18: Became youngest-ever EuroLeague and EuroLeague Final Four MVP as he helped lead Real Madrid to the 2018 EuroLeague title...also became the youngest player ever to be named All-EuroLeague First Team...repeated as the winner of the EuroLeague Rising Star award, joining Nikola Mirotić and Bogdan Bogdanović as the only repeat winners...in 33 EuroLeague games, averaged 16.0 points, 4.3 rebounds and 3.9 assists in 25.9 minutes...tabbed EuroLeague Player of the Round 4 times, tying the most of any player in 2017-18...named EuroLeague MVP of the Month for October 2017 (24.0 ppg, 6.8 rpg, 3.8 apg)...at age 18, he became the youngest monthly MVP in EuroLeague history...recorded a career-high 33 points in Real Madrid's EuroLeague game against Olympiacos (12/8/17)...saw action in 28 Spanish ACB regular-season games for Real Madrid, averaging 12.8 points, 5.7 rebounds and 5.0 assists in 24.0 minutes...earned Liga ACB MVP honors after leading Real Madrid to their 3rd ACB championship in 4 years...also named to 2018 All-Liga ACB First Team and repeated as the ACB Best Young Player Award winner... named Spanish Liga ACB Player of the Month for December 2017, making him the youngest player (18 years, 10 months) to win the award...hit game-winning 3-pointer at the buzzer in an 82-79 win over Crvena zvezda Belgrade (3/30/18)...recorded 1st triple-double in the Liga ACB with 17 points, 10 rebounds and 10 assists in just 22 minutes of action vs. Real Betis (3/9/18), becoming the youngest player ever to record a triple-double in the league. SUMMER 2017: Helped lead the Slovenian national team to a gold-medal finish at EuroBasket 2017...named to the competition's All-Tournament Team, joining teammate Goran Dragić, who was voted MVP...ranked 4th at FIBA EuroBasket 2017 in rebounding (8.1 rpg)...had 27 points and 9 rebounds in the quarterfinals against Latvia and a near triple-double with 11 points, 12 rebounds and 8 assists in the semifinals against Spain. 2016-17: In 35 EuroLeague games for Real Madrid, averaged 7.8 points, 4.5 rebounds and 4.2 assists while shooting 50.5% from the field, 37.1% from 3-point range and 84.4% from the FT line...in 42 Spanish ACB games for Real Madrid, averaged 7.5 points, 4.4 rebounds and 3.0 assists while shooting 56.3% from the field...named Liga ACB Player of the Week for the 1st time after posting 23 points and 11 rebounds in Real Madrid's win over Montakit Fuenlabrada...won his 1st EuroLeague MVP of the Round award, after producing 16 points, 6 rebounds and 5 assists in a win over Brose Bamberg...won 3 more EuroLeague MVP of the Round awards en route to being named a 2017 EuroLeague Rising Star. 2015-16: In 11 EuroLeague games for Real Madrid, averaged 3.8 points, 2.5 rebounds and 2.2 assists...in 39 Spanish ACB games for Real Madrid, averaged 4.5 points, 2.6 rebounds and 1.7 assists...at 16 years, 61 days, became the youngest player to debut with Real Madrid in the Liga ACB (4/30/15)... also become the 3rd-youngest player to compete in the Liga ACB, behind Ricky Rubio (14 years and 11 months) and Angel Rebolo (15 years and 3 months). 2014-15: Spent the majority of the season with Real Madrid's U18 and reserve team...with the reserve team, averaged 13.5 points, 5.9 rebounds, 3.1 assists and 1.1 steals in 24 games while helping the club win Group B of the Liga EBA, the amateur 4th Division of Spanish basketball... earned All-league honorable mention from the website, Eurobasket.com...in January 2015, won the U18 Ciutat de L'Hospitalet Tournament and was selected to the All-Tournament Team, despite being 2 years younger than the rest of the team...at the event, he posted a double-double with 13 points, 13 rebounds, 4 assists, and 4 steals against the youth team of his former club Union Olimpija (1/6/15)...in May 2015, he also won the U18 Next Generation Tournament, for which he was selected MVP after helping defeat defending champions Crvena zvezda Belgrade in the final. SUMMER 2014: Competed for Slovenia's U16 national team. 2013-14: Played for Real Madrid's U16 team. 2012-13: In September 2012, signed with Real Madrid (Spain) at age 13...in February 2013, led Real Madrid to a Minicopa Endesa win, averaging 24.5 points, 13 rebounds, 4 assists and 6 steals per game...in the final game of the tournament, posted 25 points, 16 rebounds and 5 steals to defeat FC Barcelona and take home MVP honors...in March 2013, was named MVP of the U16 Spain Championship, scoring 25 points in the title game against Gran Canaria's youth team.

PERSONAL CAPSULE

Born Feb. 28, 1999 in Ljubljana, Slovenia...father, Sasha Dončić, was a pro in Slovenia and teammate of Miami Heat guard Goran Dragić on Olimpija...godfather, Radoslav Nesterović, played 12 seasons in the NBA and won a title with the San Antonio Spurs in 2005...began his basketball career with the youth teams of Olimpija at age 8...signed a five-year contract with Real Madrid at age 13...finished his rookie season as one of 12 players in NBA history to wear No. 77, the same number he donned for the Slovenian national team...wore No. 7 for Real Madrid...enjoys playing the video game Fortnite in his free time...has a dog named Hugo...name is pronounced "LOO-kuh DON-chitch"...on Twitter @luka7doncic.

REGULAR SEASON STATISTICS

YEAR	TEAM	GP	GS	MIN	AVG	FG	FGA	PCT	3FG	3FGA	PCT	FT	FTA	PCT	REBOUNDS			TOT	AVG	AST	PF	STL	TO	BLK	PTS	AVG
															OFF	DEF	TOT									
2018-19	DAL	72	72	2318	32.2	506	1186	.427	168	514	.327	346	485	.713	86	477	563	7.8	429	137	77	247	25	1526	21.2	
TOTAL		72	72	2318	32.2	506	1186	.427	168	514	.327	346	485	.713	86	477	563	7.8	429	137	77	247	25	1526	21.2	



# #10 | DORIAN FINNEY-SMITH

## PROFILE

**POSITION** FORWARD

**BORN** 05/04/1993

**HEIGHT/WEIGHT** 6'7" | 220 LBS

**YEARS PRO** 3 YEARS

**FROM** FLORIDA/USA

## CAREER HIGHS

### REGULAR SEASON


PTS	19	VS. NEW YORK	11/2/18
FGM	8	VS. NEW YORK	11/2/18
FGA	19	AT MEMPHIS	4/7/19
3FGM	4	VS. CLEVELAND	3/16/19
3FGA	9	AT MEMPHIS	4/7/19
FTM	5	VS. DENVER	2/22/19
FTA	6	VS. DENVER	2/22/19
OR	7	AT PHOENIX	4/9/17
DR	9	AT L.A. CLIPPERS	2/25/19
REB	12	AT MEMPHIS	4/7/19
AST	6	VS. CLEVELAND	3/16/19
BLK	3	3 TIMES	
STL	4	AT OKLAHOMA CITY	1/26/17
MIN	41	2 TIMES	

### PLAYOFFS

PTS	N/A
FGM	N/A
FGA	N/A
3FGM	N/A
3FGA	N/A
FTM	N/A
FTA	N/A
OR	N/A
DR	N/A
REB	N/A
AST	N/A
BLK	N/A
STL	N/A
MIN	N/A

### 2018-19

PTS	19	VS. NEW YORK	11/2/18
FGM	8	VS. NEW YORK	11/2/18
FGA	19	AT MEMPHIS	4/7/19
3FGM	4	VS. CLEVELAND	3/16/19
3FGA	9	AT MEMPHIS	4/7/19
FTM	5	VS. DENVER	2/22/19
FTA	6	VS. DENVER	2/22/19
OR	6	VS. PHOENIX	4/9/19
DR	9	AT L.A. CLIPPERS	2/25/19
REB	12	AT MEMPHIS	4/7/19
AST	6	VS. CLEVELAND	3/16/19
BLK	3	3 TIMES	
STL	3	4 TIMES	
MIN	40	3 TIMES	





## CAREER TRANSACTIONS

Went undrafted in the 2016 NBA Draft...signed by Dallas (7/8/16)...re-signed by Dallas (7/11/19).

## PROFESSIONAL CAPSULE

Holds career averages of 5.9 points, 3.7 rebounds and 22.3 minutes in 183 games (74 starts) with Dallas...led the Mavericks in games played in both 2016-17 and 2018-19 (he appeared in 81 games both years)...his 81 appearances in 2016-17 marked the most by an undrafted rookie in franchise history...has produced 4 career point/rebound double-doubles (he's posted 15+ points in all 4 of those games; DAL is 3-1 all-time when he records a double-double).

## SEASON HIGHLIGHTS

**2018-19:** Set or tied career highs for scoring average (7.5 ppg), rebounding (4.8 rpg), assists (1.2 apg), steals (0.85 spg), blocks (0.44 bpg) and minutes (24.5 mpg) in career-high-tying (team-high) 81 games (26 starts)...led the Mavericks in games played for the 2nd time in 3 seasons (also appeared in a team-high 81 games for DAL as a rookie in 2016-17)...shot 43.2% (228-528 FGs) from the field, 31.1% (79-254 3FGs) from 3-point range and 70.9% (73-103 FTs) from the FT line...as a starter, averaged 9.0 points, 5.8 rebounds and 1.9 assists in 31.8 minutes...played a season-high 40 minutes 3 times (DAL was 3-0 in such games)...3 double-doubles (all point/rebound; DAL was 3-0 when he produced a double-double)...4 games with 15+ points (DAL was 3-1 in such games)...6 games with 14+ points (DAL was 5-1 in such games)...scored in double figures 25 times...5 games with 10+ rebounds (DAL was 4-1 in such games)...9 games with at least 8 points and 8 rebounds...18 games with at least 7 points and 7 boards...recorded 2+ steals 18 times, including a season-high 3 steals on 4 occasions...tallied 2+ blocks 8 times, including a career-high 3 rejections 3 times...career-high 19 points (8-10 FGs, 2-2 3FGs, 1-2 FTs), including 10 in 1st quarter, to go with 7 rebounds and 2 steals in 27 minutes vs. NY (11/2/18)...his 10-point 1st quarter vs. NY (11/2/18) marked his 1st career double-digit scoring period...14 points (5-8 FGs, 2-4 3FGs, 2-2 FTs) in 28 minutes vs. HOU (12/8/18)...1st double-double of season (2nd career) with 15 points (7-11 FGs, 1-2 3FGs), including 10 in 1st half, to go with 10 rebounds (5 OR) in 33 minutes vs. CHA (2/6/19)...13 points (4-9 FGs, 5-6 FTs) and team-high 9 rebounds in 29 minutes vs. DEN (2/22/19)...14 points (5-10 FGs, 4-6 3FGs), including 9 in 1st quarter, to go with 6 rebounds and career-high 6 assists in 35 minutes vs. CLE (3/16/19)...Finney-Smith reached 1,000 career points with a 3-pointer at the 3:10 mark of the 3rd quarter vs. CLE (the 3-pointer gave him 14 points for the game and exactly 1,000 for his career)...he finished with a career-high 4 3-pointers vs. CLE (3/16/19)...he also recorded his 1st career 10-point, 5-rebound, 5-assist game vs. the Cavs (3/16/19)...2nd double-double of season with 16 points (6-19 FGs, 1-9 3FGs, 3-3 FTs), career-high 12 rebounds and 3 assists in season-high-tying 40 minutes at MEM (4/7/19)...2nd straight double-double (3rd of season, 4th career) with 15 points (7-9 FGs, 1-2 3FGs) and 10 rebounds (season-high 6 OR) in 20 minutes vs. PHO (4/9/19)...missed 1 game due to a mouth laceration vs. MIN (4/3/19). **2017-18:** Appeared in 21 games (13 starts), averaging 5.9 points, 3.6 rebounds and 1.2 assists in 21.3 minutes...1 double-double (point/rebound)...1 game with 15+ points...scored in double figures 5 times, including each of the team's final 4 games...1 game with 10+ rebounds...14 points (5-6 FGs, 3-4 3FGs, 1-2 FTs) in 21 minutes vs. SAC (10/20/17)...14 points (5-15 FGs, 2-6 3FGs, 2-2 FTs) and 6 rebounds (3 OR) in 35 minutes at ORL (4/4/18)...in 100th career game, 1st career double-double with season highs of 15 points (6-12 FGs, 3-6 3FGs), 10 rebounds (3 OR) and 4 assists in 37 minutes at DET (4/6/18)...14 points (6-17 FGs, 1-7 3FGs, 1-2 FTs), 7 rebounds and season-high-tying 4 assists in career-high-tying 41 minutes vs. PHO (4/10/18)...recorded 2 DNP-CDs...missed a total of 55 games due to left quadriceps tendinitis (at UTA 10/30/17-at MIN 11/4/17; vs. SA 11/14/17-vs. DEN 3/6/18)...missed 4 games for return from injury management (vs. HOU 3/11/18, at BKN 3/17/18, at SAC 3/27/18, vs. POR 4/3/18). **2016-17:** Appeared in a team-high 81 games (35 starts), the most ever by a Mavericks undrafted rookie (previous most: 74 by Walter Bond in 1992-93)...averaged 4.3 points and 2.7 rebounds in 20.3 minutes...shot 75.4% (46-61 FTs) from the FT line...in his 35 starts, averaged 5.6 points, 4.0 rebounds and 1.2 assists in 25.9 minutes...1 game with 15+ points...5 games with 12+ points (DAL was 5-0 in such games)...8 games with 10+ points (DAL was 6-2 when he scored in double figures)...1 game with 10+ rebounds...5 games with 7+ rebounds (DAL was 4-1 in such games)...3 games with at least 7 points and 7 boards (DAL was 3-0 in such games)...made NBA debut in season opener at IND (10/26/16) and grabbed 1 rebound in 1 minute...earned 1st career start at LAL (11/8/16) and recorded 5 points (2-2 FGs, 1-1 3FGs), 3 rebounds and 1 assist in 20 minutes (DAL won, 109-97)...1st career double-figure scoring game with 11 points (3-5 FGs, 2-4 3FGs, 3-4 FTs) in 35 minutes vs. CHI (12/3/16)...12 points (5-8 FGs, 2-4 3FGs) and game-high-tying 8 rebounds in 33 minutes vs. IND (12/9/16)...13 points (5-9 FGs, 3-5 3FGs), team-high 9 rebounds, 3 assists, 2 steals and season-high-tying 2 blocks in 32 minutes vs. DEN (12/12/16)...season-high (team-high) 17 points (5-9 FGs, 3-6 3FGs, 4-4 FTs) while recording a game-high plus-minus of +20 in 29 minutes vs. SAC (12/18/16)...he led the team in scoring for the 1st time in his career vs. SAC (12/18/16)...Finney-Smith scored 11+ points 5 times in a 9-game span (12/3-12/18/16), after he failed to score in double figures in each of his first 17 career games...in that 9-game stretch (12/3-12/18/16), he averaged 9.3 points, 4.2 rebounds and 1.6 assists in 29.1 minutes while shooting 51.7% (30-58 FGs) from the field, 45.7% (16-35 3FGs) from 3-point range and 80.0% (8-10 FTs) from the FT line...12 points (4-8 FGs, 3-7 3FGs, 1-2 FTs) in 32 minutes at LAL (12/29/16)...11 points (3-7 FGs, 2-4 3FGs, 3-4 FTs), 5 rebounds and career-high 4 steals in career-high 41 minutes at OKC (1/26/17)...12 points (5-6 FGs, 2-3 3FGs) and season-high-tying 2 blocks in 24 minutes vs. NO (2/25/17)...recorded 1 DNP-CD (at HOU 10/30/16).

## COLLEGE CAPSULE

In 134 career games (91 starts) at Virginia Tech and Florida, averaged 10.7 points, 7.1 rebounds and 1.9 assists in 28.6 minutes...in his 3 seasons at Florida (2013-16), averaged 12.1 points, 7.1 rebounds, 1.9 assists and 28.5 minutes in 101 games (61 starts)...2-time second-team All-SEC selection by the coaches (2015, 2016)...also named third-team All-SEC by the *Associated Press* as a senior in 2016...led Florida in rebounding in each of his 3 seasons at the school...led the team in scoring his junior and senior years...the Gators were 12-1 (.923) all-time when he scored 20+ points...became the 1st Florida player to join the 1,000-point club after transferring to the school (finished with 1,220 career points at UF)...named the 2014 SEC Sixth Man of the Year, becoming the 2nd Gator to win the award (joining Chris Richard, 2007)...named to ACC All-Freshman Team at Virginia Tech (2012). **2015-16:** As a senior at Florida, averaged 14.7 points, 8.3 rebounds, 2.1 assists and 31.8 minutes in 36 games (all starts)...shot 43.6% (169-388 FGs) from the field, 36.6% (71-194 3FGs) from 3-point range and 73.3% (121-165 FTs) from the FT line...named second-team All-SEC by the coaches and third-team All-SEC by the *Associated Press*...Florida's leading scorer (14.7 ppg) for the 2nd straight season and top rebounder (8.3 rpg) for the 3rd consecutive season...finished the season with a team-high 8 double-doubles, 8 20-point games and 10 double-figure rebounding games...Finney-Smith posted at least 20 points, 6 rebounds and 3 steals in back-to-back games vs. Vermont (11/25/15) and Florida Gulf Coast (11/27/15), something no Gator ever did during the Billy Donovan Era...also became the first Gator since Joakim Noah (2/22/06 vs. Tennessee) to record 20 points, 8 rebounds, 3 steals and 2 blocks, doing so vs. FGCU (11/27/15)...named Orange Bowl Classic MVP, leading the Gators with 16 points and 9 rebounds vs. Oklahoma State (12/19/15)...became the first Gator since Chandler Parsons to tally 3 straight double-doubles and the 6th



over the past 20 seasons (1/12-1/19/16), also joining Marreese Speights, David Lee, Udonis Haslem and Al Horford...after recording back-to-back 20-point games for the 1st time in his career against Vermont (11/25/15) and FGCU (11/27/15), did so again against Mississippi State (1/19/16) and Auburn (1/23/16). **2014-15:** As a junior at Florida, averaged 13.1 points, 6.2 rebounds, 1.6 assists, 1.1 steals and 27.9 minutes in 28 games (23 starts)...shot 47.2% (137-290 FGs) from the field and 42.6% (49-115 FTs) from 3-point range...voted second-team All-SEC by the coaches... Florida's leading scorer (13.1 ppg), rebounder (6.2 rpg) and 3-point shooter (.426)...3 double-doubles, including 2 games with 20+ points and 10+ rebounds...4 games with 20+ points (UF was 4-0 in such games)...22 games with 10+ points...scored a career-high 25 points (10-15 FGs, 5-7 3FGs) in Florida's win vs. Jacksonville (12/14/14)...threw down the game-winning dunk with 21 seconds remaining in Florida's 52-50 win at Alabama (1/27/15), sealing the victory with a block on the defensive end of the floor. **2013-14:** As a sophomore at Florida, averaged 8.7 points, 6.7 rebounds, 2.1 assists and 25.7 minutes in 37 games (2 starts)...named SEC Sixth Man of the Year, the 2nd Gator to win the award (Chris Richard, 2007)... also earned SEC Academic Honor Roll placement...Florida's leading rebounder, both in total rebounds (247) and per game average (6.7)...in Gator debut, 17 points (5-10 FGs, 3-4 3FGs, 4-6 FTs) vs. UALR (11/16/13)...1st double-double as a Gator (4th career) with 14 points and 11 rebounds at Jacksonville (11/25/13)...15 points (4-6 3FGs) vs. Kansas (12/10/13)...made 1st start as a Gator in the 2013 Orange Bowl Classic vs Fresno State (12/21/13)...recorded the 1st 20/15 performance by a Gator in a road game during Donovan's tenure, posting 22 points and 15 boards in an OT win over Arkansas (1/11/14). **2012-13:** Redshirted, per NCAA regulations, after transferring to Florida from Virginia Tech. **2011-12:** As a freshman at Virginia Tech, averaged 6.3 points, 7.0 rebounds, 1.9 assists and 29.0 minutes en route to earning ACC All-Freshman honors...played in all 33 games, making 30 starts...3 double-doubles...7 games with 10+ rebounds...in collegiate debut, double-double with 10 points and 16 rebounds vs. East Tennessee State (11/12/11)...scored a season-high 17 points in a 66-65 win over Boston College (2/12/12).

PERSONAL CAPSULE

Born May 4, 1993, in Portsmouth, Va....son of Desiree Finney-Jones...brother, Ben Finney, played basketball at Old Dominion...four-year letterwinner at I.C. Norcom High School (Portsmouth, Va.)...two-time VHSL Class AAA Player of the Year and first-team all-state, all-region, All-Tidewater and all-district...led team to back-to-back Group AAA championships, along with Eastern Region and District titles...averaged 18 points, 10.7 rebounds and 3.8 blocks as a senior...posted 19 points, 17 rebounds and 3 blocks in the state championship game vs. L.C. Bird his senior season...on Twitter @ doefinney\_10.

REGULAR SEASON STATISTICS

YEAR	TEAM	GP	GS	MIN	AVG	FG	FGA	PCT	3FG	3FGA	PCT	FT	FTA	PCT	REBOUNDS		TOT	AVG	AST	PF	STL	TO	BLK	PTS	AVG
															OFF	DEF									
2016-17	DAL	81	35	1642	20.3	124	333	.372	56	191	.293	46	61	.754	55	167	222	2.7	67	125	52	45	25	350	4.3
2017-18	DAL	21	13	448	21.3	46	121	.380	20	67	.299	11	15	.733	22	53	75	3.6	26	43	10	21	4	123	5.9
2018-19	DAL	81	26	1985	24.5	228	528	.432	79	254	.311	73	103	.709	138	251	389	4.8	95	186	69	74	36	608	7.5
TOTAL		183	74	4075	22.3	398	982	.405	155	512	.303	130	179	.726	215	471	686	3.7	188	354	131	140	65	1081	5.9





# #11 | TIM HARDAWAY JR.

## PROFILE

**POSITION** GUARD

**BORN** 03/16/1992

**HEIGHT/WEIGHT** 6'5" | 205 LBS

**YEARS PRO** 6 YEARS

**FROM** MICHIGAN/USA

## CAREER HIGHS

### REGULAR SEASON

PTS	39	VS. MINNESOTA	3/23/18
FGM	14	2 TIMES	
FGA	27	VS. TORONTO	11/22/17
3FGM	7	VS. INDIANA	10/31/18
3FGA	13	AT BOSTON	12/6/18
FTM	16	AT ATLANTA	11/7/18
FTA	20	AT ATLANTA	11/7/18
OR	3	2 TIMES	
DR	10	2 TIMES	
REB	11	AT ORLANDO	11/8/17
AST	8	4 TIMES	
BLK	2	4 TIMES	
STL	3	17 TIMES	
MIN	58	VS. NEW YORK	1/29/17

### PLAYOFFS

PTS	19	AT WASHINGTON	4/19/17
FGM	6	2 TIMES	
FGA	18	2 TIMES	
3FGM	3	2 TIMES	
3FGA	11	VS. WASHINGTON	4/28/17
FTM	7	AT WASHINGTON	4/19/17
FTA	7	AT WASHINGTON	4/19/17
OR	1	3 TIMES	
DR	7	AT WASHINGTON	4/16/17
REB	7	AT WASHINGTON	4/16/17
AST	2	5 TIMES	
BLK	1	VS. BOSTON	4/16/16
STL	2	VS. WASHINGTON	4/24/17
MIN	40	VS. WASHINGTON	4/28/17

### 2018-19

PTS	37	VS. INDIANA	10/31/18
FGM	11	AT TORONTO	11/10/18
FGA	25	AT BROOKLYN	10/19/18
3FGM	7	VS. INDIANA	10/31/18
3FGA	13	AT BOSTON	12/6/18
FTM	16	AT ATLANTA	11/7/18
FTA	20	AT ATLANTA	11/7/18
OR	2	5 TIMES	
DR	10	AT CHARLOTTE	1/28/19
REB	10	2 TIMES	
AST	8	2 TIMES	
BLK	1	8 TIMES	
STL	3	4 TIMES	
MIN	47	VS. MILWAUKEE	12/1/18





## CAREER TRANSACTIONS

Selected by New York in the first round (24th overall pick) of the 2013 NBA Draft...as part of a three-team trade made on the night of the 2015 NBA Draft, traded by New York to Atlanta in a deal that sent the draft rights to the 2015 19th overall pick Jerian Grant from the Hawks to the Knicks, the draft rights to the 2015 15th overall selection Kelly Oubre Jr. from Atlanta to Washington, and two future second round picks from the Wizards to the Hawks (6/25/15)...signed as a free agent with New York (7/8/17)...traded by New York with Kristaps Porzingis, Courtney Lee and Trey Burke to Dallas in exchange for Dennis Smith Jr., DeAndre Jordan, Wesley Matthews and two future first round picks (1/31/19).

## PROFESSIONAL CAPSULE

Holds career averages of 13.1 points, 2.6 rebounds and 26.1 minutes in 403 games (179 starts) with New York, Atlanta and Dallas...has hit 120+ 3-pointers in 5 of his first 6 NBA seasons, including a career-high 162 triples in 2018-19...is a career 81.6% (823-1,009 FTs) foul shooter and has shot at least 80.0% from the stripe in 5 of his 6 professional seasons...has registered 13 30-point games as a pro (2 in 2016-17, 5 in 2017-18, 6 in 2018-19), after he scored 30 just once in his 3-year college career...earned 2014 NBA All-Rookie First Team honors with the Knicks and finished 5th in media balloting for Kia 2014 NBA Rookie of the Year award...set the Knicks rookie record for 3-pointers made (130)...played in the 2014 BBVA Compass Rising Stars Challenge at All-Star Weekend (New Orleans) and scored a game-high 36 points...also competed alongside his father Tim Sr. and the WNBA's Elena Delle Donne on Team Hardaway in Sears Shooting Stars competition.

## SEASON HIGHLIGHTS

**2018-19:** Averaged career-high 18.1 points, 3.4 rebounds, 2.4 assists and 31.6 minutes in 65 games (63 starts) with NY and DAL...shot 34.0% (career highs 162-477 3FGs) from 3-point range and 84.1% (career highs 232-276 FTs) from the FT line...ranked 40th in the NBA in scoring (18.1 ppg) and 36th in FT% (.841)...in 46 games (all starts) with NY, averaged team-high 19.1 points, 3.5 rebounds and 2.7 assists in 32.6 minutes...in 19 games (17 starts) with DAL, averaged 15.5 points, 3.2 rebounds and 1.9 assists in 29.3 minutes...recorded 2 double-doubles (both point/rebound, both with NY) for the 2nd straight year, after he failed to produce any in each of his first 4 NBA seasons...1 game with 35+ points...6 30-point efforts, all coming within his first 17 games of the year...10 games with 25+ points (all with NY)...32 20-point outings (7 with DAL), including 20 in his first 28 games of the season...42 games with 15+ points (10 with DAL)...55 games with 10+ points (17 with DAL)...2 games with 10+ rebounds (both with NY)...31 points (10-22 FGs, 3-9 3FGs, 8-8 FTs), 6 rebounds, 5 assists and 2 steals in 29 minutes vs. ATL (10/17/18)...29 points (10-25 FGs, 3-8 3FGs, 6-7 FTs) and career-high-tying 3 steals in 36 minutes at BKN (10/19/18)...24 points (8-21 FGs, 5-11 3FGs, 3-3 FTs) in 37 minutes vs. BOS (10/20/18)...24 points (10-23 FGs, 3-9 3FGs, 1-2 FTs) in 34 minutes at MIL (10/28/18)...Hardaway scored 20+ points in each of his first 4 games in 2018-19 (31 vs. ATL 10/17/18, 29 at BKN 10/19/18, 24 vs. BOS 10/20/18, 24 at MIL 10/22/18), after he hadn't a streak of more than 3 consecutive 20-point games in each of his previous 5 seasons (he averaged 27.0 ppg over his first 4 games in 2018-19)...25 points (8-19 FGs, 3-8 3FGs, 6-7 FTs), 5 rebounds and career-high-tying 8 assists in 35 minutes vs. BKN (10/29/18)...season-high 37 points (10-19 FGs, 7-11 3FGs, 10-10 FTs) in 38 minutes vs. IND (10/31/18)...34 points (8-22 FGs, 2-11 3FGs, career highs 16-20 FTs), 3 assists and career-high-tying 3 steals in 37 minutes at ATL (11/7/18)...27 points (11-17 FGs, 2-6 3FGs, 3-5 FTs) in 32 minutes at TOR (11/10/18)...20 points (6-12 FGs, 3-8 3FGs, 5-7 FTs) in 25 minutes at OKC (11/14/18)...30 points (9-23 FGs, 4-12 3FGs, 8-10 FTs), 8 rebounds and 2 steals in 38 minutes at NO (11/16/18)...2nd straight 30-point outing with 32 points (9-20 FGs, 5-10 3FGs, 9-10 FTs) and career-high-tying 3 steals in 36 minutes at ORL (11/18/18)...3rd straight 30-point effort with 32 points (10-21 FGs, 3-6 3FGs, 9-9 FTs), 5 rebounds and 4 assists in 37 minutes vs. POR (11/20/18)...he scored 30+ points in 3 straight games from 11/16-11/20/18 (30 at NO 11/16/18, 32 at ORL 11/18/18, 32 vs. POR 11/20/18), after he hadn't posted consecutive 30-point efforts at any point in his career prior to the 3-game run...over the 3-game stretch (11/16-11/20/18), averaged 31.3 points, 5.0 rebounds and 2.0 steals in 37.0 minutes per game while shooting 43.8% (28-64 FGs) from the field, 42.9% (12-28 3FGs) from 3-point range and 89.7% (26-29 FTs) from the FT line...21 points (8-19 FGs, 4-7 3FGs, 1-2 FTs), 4 rebounds and 4 assists in 38 minutes at BOS (11/21/18)...Hardaway scored 20+ points in a career-high 5 consecutive games from 11/14-11/21/18 (20 at OKC 11/14/18, 30 at NO 11/16/18, 32 at ORL 11/18/18, 32 vs. POR 11/20/18, 21 at BOS 11/21/18), averaging 27.0 points, 4.4 rebounds, 2.6 assists and 1.2 steals in 34.6 minutes per game while shooting 44.2% (42-95 FGs) from the field, 44.2% (19-43 3FGs) from 3-point range and 84.2% (32-38 FTs) from the FT line in that stretch...2nd double-double of season (4th career) with 17 points (7-12 FGs, 2-4 3FGs, 1-2 FTs), season-high-tying 10 rebounds and 4 assists in 31 minutes at CHA (1/28/19)...acquired by DAL with Kristaps Porzingis, Courtney Lee and Trey Burke from NY in exchange for Dennis Smith Jr., DeAndre Jordan, Wesley Matthews and two future first round picks (1/31/19)...made Mavericks debut vs. CHA (2/6/19) and had 12 points, 4 rebounds, 2 assists, 1 steal and 1 block in 26 minutes off the bench (DAL won, 99-93)...1st 20-point effort with the Mavericks (26th of the season) with 24 points (9-18 FGs, 2-7 3FGs, 4-5 FTs), including 10 in 3rd quarter, to go with 4 rebounds and 3 assists in 32 minutes vs. POR (2/10/19)...he surpassed 5,000 career points with a step-back jumper at the 6:07 mark of the 1st quarter vs. POR (2/10/19) (it gave him 4 points for the game and 5,001 for his career)...he also hit his 700th career 3-pointer at the 6:10 mark of the 2nd quarter vs. POR (2/10/19)...team-high 20 points (7-15 FGs, 4-11 3FGs, 2-3 FTs) in 30 minutes vs. MIA (2/13/19)...team-high 21 points (6-13 FGs, 2-5 3FGs, 7-7 FTs) to go with 5 rebounds and 4 assists in 27 minutes at UTA (2/23/19)...20 points (7-16 FGs, 4-11 3FGs, 2-2 FTs) and 6 rebounds in 35 minutes at LAC (2/25/19)...20 points (7-16 FGs, 4-9 3FGs, 2-3 FTs), 4 rebounds, 3 assists and 2 steals in 36 minutes vs. IND (2/27/19)...appeared in 400th career game at DEN (3/14/19)...on 27th birthday, team-high 22 points (8-18 FGs, 4-9 3FGs, 2-2 FTs), including 19 in 1st half, in 36 minutes vs. CLE (3/16/19)...21 points (7-18 FGs, 3-9 3FGs, 4-4 FTs) and 6 rebounds in 34 minutes vs. NO (3/18/19)...missed 1 game due to a sore back (11/5/18), 1 due to a sore right heel (12/17/18), 1 due to an illness (12/27/18), 1 due to a sore left hamstring (1/13/19) and the final 11 games due to a left tibia stress reaction (3/21-4/10/19). **2017-18:** In return to Knicks, averaged 17.5 points, career-high 3.9 rebounds, career-high 2.7 assists, career-best 1.1 steals and career-high 33.1 minutes in 57 games (54 starts)...shot 42.1% (360-856 FGs) from the field, 31.7% (130-410 3FGs) from 3-point range and 81.6% (146-179 FTs) from the FT line...did not qualify for the NBA leader board in ppg or mpg, as he missed a total of 23 games due to illness/injury...registered his 1st 2 career double-doubles (both point/rebound)...3 games with 35+ points...5 games with 30+ points...12 games with 25+ points...18 games with 20+ points...34 points (11-19 FGs, 5-10 3FGs, 7-8 FTs), 4 rebounds, career-high-tying 8 assists and 2 steals in 41 minutes at CLE (10/29/17)...1st career double-double with 26 points (11-21 FGs, 1-5 3FGs, 3-3 FTs) and career-high 11 rebounds in 38 minutes at ORL (11/8/17)...2nd double-double (2nd in 3-game span) with 28 points (10-20 FGs, 4-11 3FGs, 4-4 FTs), 10 rebounds, 5 assists and 2 steals in season-high 44 minutes vs. CLE (11/13/17)...26 points (7-15 FGs, 3-6 3FGs, 9-10 FTs), 6 rebounds and 6 assists in 37 minutes vs. UTA (11/15/17)...38 points (13-27 FGs, 4-9 3FGs, 8-10 FTs), 6 rebounds and 7 assists in 37 minutes vs. TOR (11/22/17)...25 points (8-17 FGs, 2-10 3FGs, 7-10 FTs), 5 rebounds, 3 assists and career-high-tying 3 steals in 33 minutes vs. NO (1/14/18)...31 points (11-17 FGs, 6-7 3FGs, 3-5 FTs), 5 rebounds and 3 assists in 27 minutes at UTA (1/19/18)...37 points (14-24 FGs, 6-9 3FGs, 3-3 FTs), 5 rebounds and 2 steals in 40 minutes vs. WAS (2/14/18)...26 points (10-20 FGs, 4-11 3FGs, 2-2 FTs) and 7 rebounds in 32 minutes at MIL (3/9/18)...25 points (7-17 FGs, 2-7 3FGs, 9-10 FTs) in 38 minutes vs. TOR (3/11/18)...25 points (7-15 FGs, 4-6



3FGs, 7-8 FTs) in 29 minutes vs. CHA (3/17/18)...career-high 39 points (14-25 FGs, 6-11 3FGs, 5-7 FTs) in 36 minutes vs. MIN (3/23/18)...missed 20 straight games with a lower left leg stress injury (12/3/17-1/10/18) and the season's final 3 games with a sprained left ankle (4/7-4/11/18). **2016-17:** In 2nd season with ATL, averaged 14.5 points, 2.8 rebounds, 2.3 assists and 27.3 minutes in 79 games (30 starts)...shot career-high 45.5% (415-912 FGs) from the field, 35.7% (149-417 3FGs) from 3-point range and 76.6% (164-214 FTs) from the FT line...2 games with 30+ points...8 games with 25+ points...23 games with 20+ points...26 points (8-10 FGs, 5-7 3FGs, 5-7 FTs) in 21 minutes vs. LAL (11/2/16)...29 points (11-13 FGs, 6-7 3FGs, 1-2 FTs) and 5 rebounds in 31 minutes vs. SA (1/1/17)...33 points (12-18 FGs, 4-9 3FGs, 5-7 FTs), 6 rebounds and 3 assists in 33 minutes at HOU (2/2/17)...28 points (9-17 FGs, 3-9 3FGs, 7-8 FTs) in 36 minutes at SAC (2/10/17)...25 points (8-19 FGs, 4-9 3FGs, 5-5 FTs), 7 rebounds and 4 assists in 43 minutes at POR (2/13/17)...season-high 36 points (13-20 FGs, 5-9 3FGs, 5-6 FTs) in 35 minutes vs. CLE (3/3/17)...29 points (9-16 FGs, 3-8 3FGs, 8-9 FTs) in 36 minutes at WAS (3/22/17)...25 points (8-17 FGs, 3-7 3FGs, 6-6 FTs) and 4 assists in 40 minutes at MIL (3/24/17). **2015-16:** In 1st season with ATL, averaged 6.4 points, 1.7 rebounds and 16.9 minutes in 51 games (1 start)...shot 43.0% (114-265 FGs) from the field, 33.6% (48-143 3FGs) from 3-point range and career-high 89.3% (50-56 FTs) from the FT line...2 games with 20+ points (ATL was 2-0 in such games)...season-best 21 points (6-11 FGs, 2-4 3FGs, 7-8 FTs) to go with season-high-tying 7 rebounds and season-high-tying 4 assists in season-high 30 minutes vs. DEN (3/17/16)...had 2 separate stints in the NBA G League in 2015-16 (2 games with Canton, 3 games with Austin) and averaged a combined 18.8 points in those 5 games (2 starts). **2014-15:** In 2nd season with NY, averaged 11.5 points, 2.2 rebounds, 1.8 assists and 24.0 minutes in 70 games (30 starts)...shot 34.2% (121-354 3FGs) from 3-point range and 80.1% (125-156 FTs) from the FT line...10 games with 20+ points...scored a season-high 25 points twice (25 at CHA 1/24/15; 25 vs. DET 4/15/15)...24 points (9-14 FGs, 3-8 3FGs, 3-4 FTs) in 29 minutes at MIL (11/18/18)...23 points (8-19 FGs, 5-8 3FGs, 2-2 FTs) and 5 assists in season-high 40 minutes at CHI (12/18/14)...season-high 25 points (9-17 FGs, 5-8 3FGs, 2-2 FTs) to go with 6 rebounds and 5 assists in 35 minutes at CHA (1/24/15)...23 points (9-17 FGs, 3-9 3FGs, 2-3 FTs) and 5 assists in 36 minutes at ATL (4/13/15)...season-high-tying 25 points (7-12 FGs, 5-8 3FGs, 6-8 FTs) in 34 minutes vs. DET (4/15/15). **2013-14:** As a rookie with NY, averaged 10.2 points, 1.5 rebounds and 23.1 minutes in career-high 81 games (1 start)...shot 42.8% (294-687 FGs) from the field, career-high 36.3% (130-358 3FGs) from 3-point range and 82.8% (106-128 FTs) from the FT line...earned 2014 NBA All-Rookie First Team honors and finished 5th in media balloting for Kia 2014 NBA Rookie of the Year award...among all NBA rookies, ranked 4th in scoring (10.2 ppg), behind PHI's Michael Carter-Williams (16.7 ppg), ORL's Victor Oladipo (13.8 ppg) and UTA's Trey Burke (12.8 ppg)...ranked 2nd among rookies in FT% (.828, to Burke's .903), 3rd in 3FG% (.363), 5th in FG% (.428) and 6th in minutes (23.2 mpg)...2 games with 25+ points (NY was 2-0 in such games)...9 games with 20+ points...4 games with 5+ 3-pointers (NY was 3-1 in such games)...season-high 29 points (11-17 FGs, season highs 6-12 3FGs, 1-1 FTs) in 30 minutes vs. CLE (1/30/14)...28 points (9-13 FGs, 5-7 3FGs, 5-6 FTs) in 29 minutes vs. PHI (3/10/14)...played in 2014 BBVA Compass Rising Stars Challenge at All-Star Weekend (New Orleans) and scored a game-high 36 points...also competed alongside his father Tim Sr. and the WNBA's Elena Delle Donne on Team Hardaway in Sears Shooting Stars competition at All-Star Weekend.

#### PLAYOFF CAPSULE

Holds career playoff averages of 6.5 points, 1.7 rebounds and 19.1 minutes in 15 games (6 starts) with ATL. **2017:** Averaged 12.8 points, 2.7 rebounds, 1.2 assists and 33.3 minutes in 6 first round games (all starts) vs. WAS...playoff career-high 19 points in Game 2 at WAS (4/19/17). **2016:** Made playoff debut with ATL and averaged 2.2 points, 1.0 rebound and 9.7 minutes in 9 games.

#### COLLEGE CAPSULE

In 3 seasons under head coach John Beilein at Michigan (2010-13), averaged 14.3 points, 4.1 rebounds, 2.1 assists and 33.3 minutes in 107 career games (all starts)...shot 42.5% (527-1,239 FGs) from the field, 34.3% (202-589 3FGs) from 3-point range and 72.4% (276-381 FTs) from the FT line...concluded college career as Michigan's 18th all-time leading scorer (1,532 points) and 6th on the school's all-time 3-point field goals made list (202)...19 games with 20+ points (6 as freshman, 6 as sophomore, 7 as junior), including career-high 30 points as a freshman at Iowa (2/19/11)...helped lead the Wolverines to a 76-32 (.703) record during his 3 seasons, including 3 straight NCAA Tournament appearances...Michigan was 18-1 (.947) all-time when he scored 20+ points and a perfect 5-0 when he had a double-double (all point/rebound)...spent 2 seasons playing alongside former Knicks and Mavericks teammate Trey Burke on the Wolverines (2011-13), before both declared for the 2013 NBA Draft as early entry candidates...Burke (9th overall pick) and Hardaway Jr. (24th overall selection) became the first Michigan duo taken in the first round since Juwan Howard and Jalen Rose were selected 5th and 13th overall, respectively, in 1994. **2012-13:** As a junior, averaged 14.5 points, 4.7 rebounds, 2.4 assists and 34.8 minutes in 38 games (all starts) en route to being named First Team All-Big Ten by the coaches and Second Team All-Big Ten by the media...helped Michigan advance to 2013 national title game, where it lost to Louisville...named Rudy Tomjanovich team Most Improved Player as well as Most Outstanding Player at NIT Season Tip-Off at Madison Square Garden...shot career-high 43.7% (201-460 FGs) from the field and career-best 37.4% (73-195 3FGs) from 3-point range...career-high 7 games with 20+ points (Michigan was 7-0 in such games). **2011-12:** As a sophomore, averaged 14.6 points, 3.8 rebounds, 2.1 assists and 34.2 minutes in 34 games (all starts) en route to earning Third Team All-Big Ten honors...helped Wolverines to first Big Ten regular season title in 26 years...6 games with 20+ points (Michigan was 6-0 in such games). **2010-11:** As a freshman, averaged 13.9 points, 3.8 rebounds, 1.7 assists and 30.7 minutes in 35 games (all starts) en route to garnering Big Ten All-Freshman Team honors...shot 42.0% (159-379 FGs) from the field, 36.7% (76-207 3FGs) from 3-point range and 76.5% (91-119 FTs) from the FT line...career-high 30 points (9-14 FGs, 5-7 3FGs, 7-7 FTs) in win at Iowa (2/19/11)...6 games with 20+ points (Michigan was 5-1 in such games).

#### INTERNATIONAL CAPSULE

**SUMMER 2014:** Member of 2014 USA Men's Select Team that trained with the 2014 USA Basketball Men's National Team in Las Vegas in July 2014. **SUMMER 2011:** Played with Team USA at the 2011 FIBA U19 World Championships...averaged 9.4 points, 2.1 rebounds and 1.8 assists in 9 games...shot 43.3% (29-67 FGs) from the field and 85.0% (17-20 FTs) from the FT line.

#### PERSONAL CAPSULE

Full name is Timothy Duane Hardaway Jr....son of five-time All-Star Tim Hardaway Sr., who played in 54 games for Dallas in 2001-02...the Hardaways became the first father/son combo in Mavericks history...former Maverick great Dirk Nowitzki teamed with both Hardaway Sr. (2001-02) and Hardaway Jr. (2018-19) in Dallas, marking the fourth time in NBA history a player was teammates with a father/son combo (Ron Artest, formerly known as Metta World Peace, also played alongside both Hardaways; the other instances occurred when Bimbo Coles teamed with both Milt and Dajuan Wagner, and Moses Malone teamed with both Rick and Jon Barry)...donned No. 10 at Michigan, which is the same number his father wore in college (and had retired at UTEP)...wore No. 5 in his first Knicks stint, as that was his father's rookie number with the Warriors...wore No. 10 with the Hawks, which was the number his dad went on to wear in Golden State, Miami, Dallas and Denver...wore No. 3 in his second stint with the Knicks



and is currently sporting No. 11 with the Mavericks...three-time All-City performer at Miami Palmetto High School...lists his father along with Michael Jordan, Vince Carter and Tracy McGrady as his favorite players growing up...on Twitter @T\_HardJR.

### REGULAR SEASON STATISTICS

YEAR	TEAM	GP	GS	MIN	AVG	FG	FGA	PCT	3FG	3FGA	PCT	FT	FTA	PCT	REBOUNDS		TOT	AVG	AST	PF	STL	TO	BLK	PTS	AVG
															OFF	DEF									
2013-14	NY	81	1	1875	23.1	294	687	.428	130	358	.363	106	128	.828	19	102	121	1.5	66	144	44	47	7	824	10.2
2014-15	NY	70	30	1681	24.0	279	717	.389	121	354	.342	125	156	.801	12	144	156	2.2	127	119	20	82	14	804	11.5
2015-16	ATL	51	1	864	16.9	114	265	.430	48	143	.336	50	56	.893	7	79	86	1.7	51	48	21	23	7	326	6.4
2016-17	ATL	79	30	2154	27.3	415	912	.455	149	417	.357	164	214	.766	35	189	224	2.8	182	103	55	106	15	1143	14.5
2017-18	NY	57	54	1885	33.1	360	856	.421	130	410	.317	146	179	.816	32	192	224	3.9	155	123	62	92	10	996	17.5
2018-19	NY/DAL	65	63	2057	31.6	390	993	.393	162	477	.340	232	276	.841	33	189	222	3.4	159	141	54	105	8	1174	18.1
TOTAL		403	179	10516	26.1	1852	4430	.418	740	2159	.343	823	1009	.816	138	895	1033	2.6	740	678	256	455	61	5267	13.1

### PLAYOFF STATISTICS

YEAR	TEAM	GP	GS	MIN	AVG	FG	FGA	PCT	3FG	3FGA	PCT	FT	FTA	PCT	REBOUNDS		TOT	AVG	AST	PF	STL	TO	BLK	PTS	AVG
															OFF	DEF									
2015-16	ATL	9	0	87	9.7	7	26	.269	2	14	.143	4	6	.667	0	9	9	1.0	7	2	0	3	1	20	2.2
2016-17	ATL	6	6	200	33.3	27	82	.329	11	42	.262	12	19	.632	3	13	16	2.7	7	13	3	10	0	77	12.8
TOTAL		15	6	287	19.1	34	108	.315	13	56	.232	16	25	.640	3	22	25	1.7	14	15	3	13	1	97	6.5



# #44 | JUSTIN JACKSON

## PROFILE

**POSITION** FORWARD

**BORN** 03/28/1995

**HEIGHT/WEIGHT** 6'7" | 220 LBS

**YEARS PRO** 2 YEARS

**FROM** NORTH CAROLINA/USA

## CAREER HIGHS

### REGULAR SEASON

PTS	28	VS. GOLDEN STATE	1/5/19
FGM	10	VS. GOLDEN STATE	1/5/19
FGA	16	AT SACRAMENTO	3/21/19
3FGM	5	2 TIMES	
3FGA	8	AT PORTLAND	3/20/19
FTM	7	VS. PHILADELPHIA	4/1/19
FTA	8	VS. PHILADELPHIA	4/1/19
OR	2	18 TIMES	
DR	9	VS. MEMPHIS	10/24/18
REB	11	VS. MEMPHIS	10/24/18
AST	5	VS. MINNESOTA	4/3/19
BLK	2	3 TIMES	
STL	4	2 TIMES	
MIN	42	AT PHOENIX	4/3/18

### PLAYOFFS

PTS	N/A
FGM	N/A
FGA	N/A
3FGM	N/A
3FGA	N/A
FTM	N/A
FTA	N/A
OR	N/A
DR	N/A
REB	N/A
AST	N/A
BLK	N/A
STL	N/A
MIN	N/A

### 2018-19

PTS	28	VS. GOLDEN STATE	1/5/19
FGM	10	VS. GOLDEN STATE	1/5/19
FGA	16	AT SACRAMENTO	3/21/19
3FGM	5	2 TIMES	
3FGA	8	AT PORTLAND	3/20/19
FTM	7	VS. PHILADELPHIA	4/1/19
FTA	8	VS. PHILADELPHIA	4/1/19
OR	2	11 TIMES	
DR	9	VS. MEMPHIS	10/24/18
REB	11	VS. MEMPHIS	10/24/18
AST	5	VS. MINNESOTA	4/3/19
BLK	2	VS. DENVER	1/3/19
STL	2	5 TIMES	
MIN	37	2 TIMES	





## CAREER TRANSACTIONS

Selected by Portland in the first round (15th overall pick) of the 2017 NBA Draft...draft rights traded by Portland with the draft rights to the 20th overall pick Harry Giles to Sacramento in exchange for the draft rights to the 10th overall selection Zach Collins (6/22/17)...traded by Sacramento with Zach Randolph to Dallas in exchange for Harrison Barnes (2/7/19).

## PROFESSIONAL CAPSULE

Holds career averages of 7.0 points, 2.7 rebounds, 1.1 assists and 20.9 minutes in 149 games (55 starts) with Sacramento and Dallas...has shot 44.5% (402-904 FGs) from the field, 33.5% (144-430 3FGs) from 3-point range and 76.5% (88-115 FTs) from the FT line.

## SEASON HIGHLIGHTS

**2018-19:** Averaged 7.2 points, 2.6 rebounds, 1.2 assists and 19.9 minutes in 81 games (14 starts) with SAC and DAL...shot 44.7% (217-485 FGs) from the field, 35.5% (87-245 3FGs) from 3-point range and 78.5% (62-79 FTs) from the FT line...in 29 games (11 starts) with DAL, averaged 8.2 points, 2.3 rebounds and 1.0 assist in 18.3 minutes while shooting 48.4% (92-190 FGs) from the field, 37.2% (32-86 3FGs) from 3-point range and 72.4% (21-29 FTs) from the FT line...over DAL's final 12 games of the season (3/20-4/10/19), averaged 13.4 points, 3.3 rebounds and 1.8 assists in 26.6 minutes while shooting 53.8% (61-119 FGs) from the floor, 38.5% (20-52 3FGs) from deep and 76.5% (13-17 FTs) from the line (he started the team's final 11 games from 3/21-4/10/19)...4 games with 20+ points (2 with DAL)...9 games with 15+ points (6 with DAL)...24 games with 10+ points (10 with DAL)...22 points (9-12 FGs, 4-7 3FGs) in 25 minutes at MIL (11/4/18)...career-high 28 points (10-14 FGs, 5-7 3FGs, 3-3 FTs) to go with 5 rebounds in 34 minutes vs. GS (1/5/19)...acquired by DAL with Zach Randolph from SAC in exchange for Harrison Barnes (2/7/19)...made Mavericks debut vs. MIL (2/8/19) and had 3 points (1-3 FGs, 1-1 3FGs) in 4 minutes...he knocked down his 1st shot with DAL (a 3-pointer at the 4:12 mark of the 4th quarter vs. MIL 2/8/19)...18 points (6-10 FGs, 5-7 3FGs, 1-2 FTs) and 5 rebounds in 25 minutes at WAS (3/6/19)...he connected on his first 5 3-point attempts at WAS (3/6/19) and finished 5-of-7 (.714) from deep on the night, tying his career-high for 3s made...recorded his 1st 20-point game with the Mavericks with 21 points (8-15 FGs, 3-8 3FGs, 2-2 FTs), including 10 in 2nd quarter, to go with 4 rebounds in 34 minutes at POR (3/20/19)...made 1st start with DAL (4th of the season, 45th career) in return to SAC (3/21/19) and recorded a team-high 19 points (9-16 FGs, 1-6 3FGs), including 11 in 1st quarter, to go with 5 rebounds in 33 minutes...team-high 24 points (7-11 FGs, 3-6 3FGs, 7-8 FTs), including 16 in 3rd quarter, to go with 6 rebounds and 3 assists in 30 minutes vs. PHI (4/1/19)...Jackson's 16-point 3rd quarter vs. PHI (4/1/19) marked the highest-scoring quarter of his career...19 points (7-15 FGs, 3-7 3FGs, 2-2 FTs), 6 rebounds and 3 assists in 32 minutes vs. MEM (4/5/19)...eclipsed 1,000 career points with a layup at the 8:20 mark of the 1st quarter at MEM (4/7/19) (the basket gave him 5 points for the game and 1,001 for his career)...he scored 10+ points in each of DAL's final 4 games of the season (19 vs. MEM 4/3/19, 16 at MEM 4/5/19, 10 vs. PHO 4/9/19, 14 at SA 4/10/19), marking a new career-high double-figure scoring streak (he averaged 14.8 ppg in that stretch). **2017-18:** As a rookie with SAC, averaged 6.7 points, 2.8 rebounds, 1.1 assists and 22.1 minutes in 68 games (41 starts)...shot 44.2% (185-419 FGs) from the floor, 30.8% (57-185 3FGs) from 3-point range and 72.2% (26-36 FTs) from the FT line...as a starter, averaged 7.9 points (.482 FG%, .317 3FG%, .750 FT%), 3.3 rebounds, 1.3 assists and 25.4 minutes in 41 games...as a reserve, averaged 4.8 points (.362 FG%, .292 3FG%, .667 FT%), 2.0 rebounds and 17.3 minutes in 27 games...1 game with 20+ points...17 games with 10+ points...became the first Kings rookie to start his first 5 professional games since DeMarcus Cousins in 2010...the only other Kings rookie from North Carolina to start their first 5 games was Kenny "The Jet" Smith...19 points (7-12 FGs, 2-4 3FGs, 3-3 FTs) in win vs. PHI (11/9/17)...season-high 20 points (7-8 FGs, 4-4 3FGs, 2-2 FTs) in win vs. ATL (3/22/18)...19 points (7-11 FGs, 3-5 3FGs, 2-2 FTs), season-high-tying 8 rebounds and season-high-tying 4 assists in career-high 42 minutes at PHO (4/3/18)...also played in 6 games (all starts) for the Reno Bighorns, SAC's then G-League affiliate, and averaged 17.8 points (.426 FG%, .357 3FG%, 1.000 FT%), 6.2 rebounds, 2.2 assists and 1.5 steals in 34.1 minutes.

## COLLEGE CAPSULE

In 3 seasons at North Carolina (2014-17), averaged 13.8 points (.459 FG%, .339 3FG%, .713 FT%), 4.1 rebounds, 2.7 assists and 29.1 minutes in 118 games (114 starts)...finished his career as 1 of 2 Tar Heels to produce 1,600 career points, 150 3-pointers, 400 rebounds and 300 assists (Rick Fox, 1987-91)...NCAA champion (2017)...Consensus First Team All-American (2017)...ACC Player of the Year (2017)...First Team All-ACC (2017)...ACC All-Freshman Team (2015). **2016-17:** As a junior, selected as a consensus First Team All-American, ACC Player of the Year and First Team All-ACC while helping UNC win its 6th national title...became 1 of 3 Tar Heels ever to win ACC POY and a national championship in the same season (Lennie Rosenbluth, 1957; Ty Lawson, 2009)...led the Tar Heels in scoring (18.3 ppg) during the regular season while averaging a career-high 4.7 rebounds, 2.8 assists and 32.0 minutes in 40 games (39 starts)...set UNC single-season record with 105 3-pointers (105-of-284, .370)...shot 44.3% (264-596 FGs) from the floor and 74.8% (98-131 FTs) from the FT line...also led the team in scoring during its title run, averaging 19.5 points while pacing the team in field goals (41), 3-pointers (15), assists (22) and steals (9)...knocked down a career-high 7 3-pointers and finished with a team-high 27 points (9-19 FGs, 7-13 3FGs, 2-2 FTs) in a win vs. Davidson (12/7/16)...scored career-high 34 points vs. Kentucky (12/17/16)...earned All-South Region and All-Final Four honors for his tournament play...his defense helped limit Malik Monk, Dillon Brooks, and Nigel Williams-Goss to a combined 11-of-38 (.289) from the floor during the tournament...led all players in scoring in the Elite Eight vs. Kentucky with 19 points (3/26/17)...led all remaining tournament players with 22 points in the Final Four vs. Oregon (4/1/17)...tallied 16 points in the team's championship game victory over Gonzaga (4/3/17). **2015-16:** As a sophomore, averaged 12.2 points (.472 FG%), 3.9 rebounds, 2.8 assists and 28.4 minutes in 40 games (38 starts)...helped the Tar Heels advance to the national championship game, where they lost to the Villanova Wildcats (a team that featured Mavericks guard Jalen Brunson) on a buzzer-beating 3-pointer by Kris Jenkins...ranked 4th on the team in both scoring and assists...ranked among the ACC's leaders in assist-to-turnover ratio (2.78)...helped UNC in the Final Four by tying the team-high with 16 points in win vs. Syracuse (4/2/16). **2014-15:** As a freshman, averaged 10.7 points (.477 FG%, .304 3FG%, .710 FT%), 3.7 rebounds, 2.3 assists and 26.7 minutes in 38 games (37 starts)...voted by ACC coaches and media to the conference's All-Freshmen Team...averaged 12.8 points during the ACC Tournament to earn him a selection to the All-ACC Tournament Second Team...during UNC's Sweet 16 NCAA Tournament run, was the team's 2nd-leading scorer at 15.0 ppg.

## INTERNATIONAL CAPSULE

**SUMMER 2011:** Helped USA earn a gold medal at the 2011 FIBA Americas U16 championship in Mexico...teamed with Theo Pinson on the U.S. squad, who he went on to win an NCAA championship with at UNC in 2017...averaged 10.4 points, 3.4 rebounds and 1.2 assists for the U.S. squad that went 5-0...scored 13 points in gold medal game against Argentina (6/25/11).



## PERSONAL CAPSULE

Full name is Justin Aaron Jackson...born March 28, 1995, in Tomball, Texas...his father, Lloyd, ran track at Blinn Junior College (Brenham, Texas) and his mother, Sharon, played basketball there...played basketball for Homeschool Christian Youth Association (HCYA), a nonprofit Christian service organization created to serve home school families and students in Houston and the surrounding area...attended Lone Star College as part of his home schooling...won the Maravich Award (2011), the Sullivan Award (2012) and the Jefferson Award (2013) as the top home schooled player in the country...led the HCYA Warriors to a national championship in 2012...as a senior in 2014, averaged 31.5 points, 9.1 rebounds, 2.0 assists and 1.9 blocks per game en route to being named a Parade All-American and McDonald's All-American...led HCYA to 30-13 record in 2014 and a berth in the national title game...scored 41 points in a double-overtime loss in the finals...named co-MVP of the 2014 McDonald's All-American Game (along with Jahlil Okafor) after scoring a game-high 23 points for the East...was also the recipient of the Jack Daly Sportsmanship Award at the McDonald's All-American game...him and his wife, Brooke, are passionately involved with Down Syndrome awareness, and specifically, GiGi's Playhouse Down Syndrome Achievement Centers...after wrapping up the 2018-19 season with the Mavericks, went back to Chapel Hill to receive his degree from the University of North Carolina in May 2019...chose uniform No. 44 at UNC in honor of Hall of Famer George Gervin...while at UNC, listed his favorite former Tar Heel as Harrison Barnes, who he was later traded for as a pro...on Twitter @JJacks\_44.

## REGULAR SEASON STATISTICS

YEAR	TEAM	GP	GS	MIN	AVG	FG	FGA	PCT	3FG	3FGA	PCT	FT	FTA	PCT	REBOUNDS		TOT	AVG	AST	PF	STL	TO	BLK	PTS	AVG
															OFF	DEF									
2017-18	SAC	68	41	1506	22.1	185	419	.442	57	185	.308	26	36	.722	27	160	187	2.8	74	81	28	40	13	453	6.7
2018-19	SAC/DAL	81	14	1613	19.9	217	485	.447	87	245	.355	62	79	.785	44	168	212	2.6	96	99	32	29	14	583	7.2
TOTAL		149	55	3119	20.9	402	904	.445	144	430	.335	88	115	.765	71	328	399	2.7	170	180	60	69	27	1036	7.0



# #42 | MAXI KLEBER

## PROFILE

**POSITION** FORWARD

**BORN** 01/29/1992

**HEIGHT/WEIGHT** 6'10" | 240 LBS

**YEARS PRO** 2 YEARS

**FROM** BAYERN MUNICH/GERMANY

## CAREER HIGHS

### REGULAR SEASON

PTS	21	AT SAN ANTONIO	12/16/17
FGM	9	AT SAN ANTONIO	12/16/17
FGA	12	2 TIMES	
3FGM	4	3 TIMES	
3FGA	8	2 TIMES	
FTM	5	VS. CLEVELAND	3/16/19
FTA	5	VS. CLEVELAND	3/16/19
OR	5	2 TIMES	
DR	9	3 TIMES	
REB	12	VS. CLEVELAND	3/16/19
AST	4	4 TIMES	
BLK	6	VS. NEW ORLEANS	12/26/18
STL	4	VS. SAN ANTONIO	1/16/19
MIN	35	AT DENVER	1/27/18

### PLAYOFFS

PTS	N/A
FGM	N/A
FGA	N/A
3FGM	N/A
3FGA	N/A
FTM	N/A
FTA	N/A
OR	N/A
DR	N/A
REB	N/A
AST	N/A
BLK	N/A
STL	N/A
MIN	N/A

### 2018-19

PTS	18	VS. CLEVELAND	3/16/19
FGM	6	2 TIMES	
FGA	12	2 TIMES	
3FGM	4	3 TIMES	
3FGA	8	2 TIMES	
FTM	5	VS. CLEVELAND	3/16/19
FTA	5	VS. CLEVELAND	3/16/19
OR	5	VS. CLEVELAND	3/16/19
DR	9	3 TIMES	
REB	12	VS. CLEVELAND	3/16/19
AST	4	3 TIMES	
BLK	6	VS. NEW ORLEANS	12/26/18
STL	4	VS. SAN ANTONIO	1/16/19
MIN	34	2 TIMES	







## CAREER TRANSACTIONS

Not drafted by an NBA franchise...played in Germany (2009-14)...played in Spain (2014-15)...played in Germany (2015-17)...signed by Dallas (7/13/17)...re-signed by Dallas (7/10/19).

## PROFESSIONAL CAPSULE

Holds career averages of 6.1 points, 3.9 rebounds, 0.9 blocks and 18.9 minutes in 143 games (53 starts) with Dallas...has shot 46.9% (326-695 FGs) from the field, 33.8% (117-346 3FGs) from beyond the arc and 76.7% (102-133 FTs) from the FT line.

## SEASON HIGHLIGHTS

**2018-19:** In 2nd NBA season, averaged 6.8 points, 4.6 rebounds, 1.1 blocks and 21.2 minutes in 71 games (18 starts)...shot 45.3% (175-386 FGs) from the field, 35.3% (77-218 3FGs) from 3-point range and 78.4% (58-74 FTs) from the FT line...led the team in total blocks (78) and blocks per game (1.10)...as a starter, averaged 7.7 points, 4.8 rebounds and 1.3 blocks in 26.6 minutes...3 double-doubles (all point/rebound)...3 games with 15+ points (2-1 record)...21 games with 10+ points...5 games with 10+ rebounds...9 games with 3+ blocks...21 games with 2+ blocks...6 games with 3+ 3-pointers...went 8-of-13 (.615) from deep in DAL's first 4 games of the season (10/17-10/24/18)...appeared in 100th career game at POR (12/23/18)...in 1st start of season (36th career), 10 points (4-9 FGs, 2-5 3FGs) and career-high (game-high) 6 blocks in 24 minutes vs. NO (12/26/18)...he became the first Maverick to record 6 blocks in a game since Salah Mejri in March 2016 (6 vs. POR 3/20/16)...13 points (4-7 FGs, 2-4 3FGs, 3-3 FTs), 9 rebounds and 2 blocks in season-high 34 minutes vs. PHO (1/9/19)...scored 10+ in 3 consecutive games for the 1st time in his career from 2/2-2/8/19 (10 at CLE 2/2/19; 11 vs. CHA 2/6/19; 11 vs. MIL 2/8/19)...1st double-double of season (2nd career) with 10 points (4-7 FGs, 2-2 FTs), 11 rebounds and game-high 3 blocks in 31 minutes vs. HOU (3/10/19)...2nd double-double with 11 points (4-8 FGs, 1-2 3FGs, 2-2 FTs) and team-high-tying 11 rebounds in 29 minutes at DEN (3/14/19)...3rd double-double with season-high 18 points (5-11 FGs, 3-6 3FGs, 5-5 FTs) to go with career-high (game-high-tying) 12 rebounds (career-high-tying 5 OR) in 25 minutes vs. CLE (3/16/19)...all 3 of his double-doubles in 2018-19 occurred within a 4-game span from 3/10-3/16/19 (he averaged 10.3 ppg and 9.5 rpg in that stretch)...16 points (6-9 FGs, 4-6 3FGs) and 9 rebounds in 24 minutes at GS (3/23/19)...17 points (6-10 FGs, 4-8 3FGs, 1-2 FTs) and 4 rebounds in 33 minutes vs. SAC (3/26/19)...he scored 10+ points 5 times in an 8-game stretch from 3/10-3/26/19, averaging 11.0 points, 8.0 rebounds and 29.1 minutes while shooting 51.6% (32-62 FGs) from the field, 41.9% (13-31 3FGs) from 3-point range and 78.6% (11-14 FTs) from the FT line in that span...recorded 1 DNP-CD...missed 2 games due to right knee soreness (at LAL 11/30/18-vs. LAC 12/2/18), 2 due to a left great toe sprain (vs. HOU 12/8/18, at DEN 12/18/18), 1 due to an illness (at UTA 2/23/19), 2 due to left knee effusion (at WAS 3/6/19-at ORL 3/8/19), 1 due to a left wrist sprain (at POR 3/20/19), 1 due to a right knee contusion (at MEM 4/7/19) and 1 due to left knee soreness (at SA 4/10/19). **2017-18:** As an NBA rookie, averaged 5.4 points, 3.3 rebounds, 0.7 blocks and 16.8 minutes in 72 games (35 starts)...shot 48.9% (151-309 FGs) from the field, 31.3% (40-128 3FGs) from 3-point range and 74.6% (44-59 FTs) from the FT line...among all rookies, ranked 5th in FG% (.489, 151-of-309) and 8th in blocks (0.7 bpg)...recorded 47 blocks, the 7th-highest total by a Mavericks rookie in franchise history...as a starter, averaged 6.3 points, 3.8 rebounds, 0.9 blocks and 20.8 minutes while shooting 50.0% (89-178 FGs) from the field...1 double-double (point/rebound)...1 game with 20+ points...4 games with 15+ points...12 games with 10+ points...1 game with 10+ rebounds...8 games with 7+ rebounds...2 games with 5+ blocks (1 of 2 Mavericks with a 5-block game in 2017-18 – Salah Mejri also had 2 such games)...4 games with 3+ blocks...made NBA debut at HOU (10/21/17) and had 5 points (2-3 FGs, 1-2 FTs), 1 rebound, 1 assist and 1 steal in 12 4th-quarter minutes...in 5th career game, 1st career double-figure scoring effort with 11 points (perfect 4-4 FGs, 1-1 3FGs, 2-2 FTs), 3 rebounds and 2 steals in 21 minutes at LAC (11/1/17)...made 27 straight starts from 11/17/17-1/9/18...16 points (7-11 FGs, 2-4 3FGs) and 7 rebounds (3 OR), including 12 points and 6 boards in 1st quarter alone, in 23 minutes vs. BKN (11/29/17)...13 points (5-8 FGs, 1-2 3FGs, 2-3 FTs), 5 rebounds and season-high (game-high) 5 blocks in 29 minutes at BOS (12/6/17)...Kleber, who accounted for all 5 of DAL's swats at BOS (12/6/17), had totaled 4 rejections all year prior to his 5-block game against the Celtics...16 points (6-9 FGs, 3-5 3FGs, 1-2 FTs) and 5 rebounds in 34 minutes at MIN (12/10/17)...career-high (team-high) 21 points (9-10 FGs, 3-4 3FGs) to go with game-high 3 blocks in 34 minutes at SA (12/16/17)...he became the first Mavericks rookie forward with a 20-point game since fellow Wurzburg, Germany, native Dirk Nowitzki in 1998-99...15 points (6-9 FGs, 2-4 3FGs, 1-1 FTs), 8 rebounds, team-high 2 steals and season-high-tying (game-high) 5 blocks in 25 minutes vs. TOR (12/26/17) (he had 13 points, 5 rebounds and 4 blocks in the 1st half alone against the Raptors)...12 points (perfect 5-5 FGs, 2-2 3FGs) in 12 minutes at ORL (4/4/18)...1st career double-double with 11 points (5-8 FGs, 1-4 3FGs) and season-high (team-high-tying) 10 rebounds in 20 minutes at PHI (4/8/18)...recorded 10 DNP-CDs.

## INTERNATIONAL CAPSULE

**2016-17:** Played for FC Bayern Munich (Germany)...in 37 BBL games, averaged 8.9 points, 5.3 rebounds, 1.8 assists and 1.2 blocks...in 17 EuroCup games, averaged 9.7 points, 6.6 rebounds and 1.4 assists...2017 German NBBL champion...2-time German BBL Player of the Week...German Bundesliga Cup Finalist...2017 BBL All-Star...All-BBL Second Team...All-EuroCup Second Team...2017 BBL Most Effective Player. **SUMMER 2016:** Member of German national team. **2015-16:** Played for Bayern Munich (Germany)...in 24 BBL games, averaged 8.0 points, 4.9 rebounds, 1.5 assists and 1.4 blocks...in 4 EuroCup games, averaged 5.5 points, 3.8 rebounds and 1.3 assists...German Bundesliga Cup Finalist. **SUMMER 2015:** Member of German national team. **2014-15:** Averaged 11.5 points and 6.5 rebounds in 33 games for Obradoiro CAB (Spain)...Eurobasket.com All-Spanish Liga Endesa Honorable Mention. **SUMMER 2014:** Competed for the German national team...in 5 games during the EuroBasket qualification rounds, averaged 11.8 points, 6.8 rebounds, 1.0 assist, 1.0 steal and 1.4 blocks. **2013-14:** Averaged 9.9 points, 6.7 rebounds and 1.0 assist in 23 games for s. Oliver Wurzburg (Germany)...2014 BBL All-Star. **SUMMER 2013:** Member of the German national team. **2012-13:** Played for s. Oliver Wurzburg (Germany). **SUMMER 2012:** Competed for the German U20 national team...also attended the Adidas EuroCamp in Treviso, Italy. **2011-12:** Averaged 3.1 points and 1.2 rebounds in 26 games for s. Oliver Wurzburg (Germany). **SUMMER 2011:** Competed for the German U20 national team. **2010-11:** Played in 2 games for s. Oliver Wurzburg (Germany), averaging 2.5 points...also played for TG 48 Wurzburg. **2009-10:** Averaged 4.0 points and 1.4 rebounds in 13 games for s. Oliver Wurzburg (Germany). **2008-09:** Averaged 2.9 points in 20 games for s. Oliver Wurzburg (Germany)...2009 Regionalliga South-East champion...Eurobasket.com All-Regionalliga South-East Newcomer of the Year.

## PERSONAL CAPSULE

Hails from Würzburg, Germany, the same hometown as former Mavericks great Dirk Nowitzki (who he teamed with in Dallas for two seasons from 2017-18 to 2018-19)...full name is Maximilian Kleber...on Twitter @MaxiKleber.



## REGULAR SEASON STATISTICS

YEAR	TEAM	GP	GS	MIN	AVG	FG	FGA	PCT	3FG	3FGA	PCT	FT	FTA	PCT	REBOUNDS		TOT	AVG	AST	PF	STL	TO	BLK	PTS	AVG
															OFF	DEF									
2017-18	DAL	72	35	1206	16.8	151	309	.489	40	128	.313	44	59	.746	71	163	234	3.3	51	114	26	30	47	386	5.4
2018-19	DAL	71	18	1502	21.2	175	386	.453	77	218	.353	58	74	.784	90	239	329	4.6	70	143	36	54	78	485	6.8
TOTAL		143	53	2708	18.9	326	695	.469	117	346	.338	102	133	.767	161	402	563	3.9	121	257	62	84	125	871	6.1



# #1 | COURTNEY LEE

## PROFILE

**POSITION** GUARD

**BORN** 10/03/1985

**HEIGHT/WEIGHT** 6'5" | 215 LBS

**YEARS PRO** 11 YEARS

**FROM** WESTERN KENTUCKY/USA

## CAREER HIGHS

### REGULAR SEASON


PTS	30	AT MEMPHIS	3/8/10
FGM	13	AT MEMPHIS	3/8/10
FGA	20	3 TIMES	
3FGM	5	6 TIMES	
3FGA	12	AT PHILADELPHIA	2/28/09
FTM	9	AT GOLDEN STATE	10/27/10
FTA	9	AT GOLDEN STATE	10/27/10
OR	4	3 TIMES	
DR	10	AT CLEVELAND	10/29/17
REB	10	AT CLEVELAND	10/29/17
AST	9	VS. CHARLOTTE	11/7/17
BLK	3	VS. CHARLOTTE	3/16/13
STL	6	AT DENVER	11/24/09
MIN	53	AT SAN ANTONIO	12/17/14

### PLAYOFFS

PTS	24	VS. PHILADELPHIA	4/22/09
FGM	10	VS. PHILADELPHIA	4/22/09
FGA	17	2 TIMES	
3FGM	2	8 TIMES	
3FGA	5	2 TIMES	
FTM	9	AT PORTLAND	4/25/15
FTA	9	AT PORTLAND	4/25/15
OR	1	17 TIMES	
DR	5	AT PORTLAND	4/25/15
REB	5	AT PORTLAND	4/25/15
AST	5	AT PHILADELPHIA	4/24/09
BLK	1	8 TIMES	
STL	3	4 TIMES	
MIN	42	4 TIMES	

### 2018-19

PTS	21	VS. MEMPHIS	4/5/19
FGM	9	VS. MEMPHIS	4/5/19
FGA	15	VS. MEMPHIS	4/5/19
3FGM	3	VS. MEMPHIS	4/5/19
3FGA	6	VS. MEMPHIS	4/5/19
FTM	4	VS. WASHINGTON	12/3/18
FTA	5	VS. WASHINGTON	12/3/18
OR	3	VS. WASHINGTON	12/3/18
DR	6	AT CHARLOTTE	12/14/18
REB	6	AT CHARLOTTE	12/14/18
AST	7	VS. MEMPHIS	4/5/19
BLK	1	3 TIMES	
STL	3	2 TIMES	
MIN	30	VS. MEMPHIS	4/5/19





## CAREER TRANSACTIONS

Selected by Orlando in the first round (22nd overall pick) of the 2008 NBA Draft...traded by Orlando with Rafer Alston and Tony Battie to New Jersey in exchange for Vince Carter and Ryan Anderson (6/25/09)...as part of a four-team trade, traded by New Jersey to Houston in a deal that sent Trevor Ariza from Houston to New Orleans, Troy Murphy from Indiana to New Jersey, and Darren Collison and James Posey from New Orleans to Indiana (8/11/10)...as part of a three-team trade, traded by Houston to Boston in a deal that sent JaJuan Johnson, E'Twaun Moore, Sean Williams and a 2013 second round pick from the Celtics to the Rockets, Sasha Pavlovic from Boston to Portland, and Jon Diebler from the Trail Blazers to the Rockets (7/20/12)...as part of a three-team trade, traded by Boston with a 2016 second round pick to Memphis in a deal that sent Jerry Bayless from the Grizzlies to the Celtics, a conditional 2014 second round pick and a conditional 2017 second round pick from Memphis to Oklahoma City, Ryan Gomes from the Thunder to the Celtics, and cash considerations from Oklahoma City to Memphis (1/7/14)...as part of a three-team trade, traded by Memphis to Charlotte in a deal that sent P.J. Hairston, a 2018 second round pick and a 2019 second round pick from the Hornets to the Grizzlies, Brian Roberts from Charlotte to Miami, and Chris Andersen, a 2018 second round pick and a 2019 second round pick from the Heat to the Grizzlies (2/16/16)...signed as a free agent by New York (7/8/16)...traded by New York with Kristaps Porzingis, Tim Hardaway Jr., and Trey Burke to Dallas in exchange for Dennis Smith Jr., DeAndre Jordan, Wesley Matthews and two future first round picks (1/31/19).

## PROFESSIONAL CAPSULE

Has played for 8 teams in 11 seasons...holds career averages of 9.7 points, 2.7 rebounds, 1.7 assists, 1.0 steal and 27.4 minutes in 787 games (509 starts) with Orlando, New Jersey, Houston, Boston, Memphis, Charlotte, New York and Dallas...has shot 45.0% (2,921-6,485 FGs) from the field, 38.7% (855-2,212 3FGs) from 3-point range and 85.3% (961-1,127 FTs) from the FT line...appeared in 70+ games in 9 of his first 10 seasons, including 76+ games in 8 of his first 10...shot at least 80.0% from the FT line in 9 of his first 10 seasons as well...made a franchise-record 52 consecutive FTs for the Knicks (11/29/17-1/19/18) en route to shooting a career-best 91.9% (114-124 FTs) from the stripe in 2017-18...also made a career-high 113 3-pointers (113-of-278, .406) for New York during the 2017-18 campaign...has scored 20+ points 40 times, including a career-high 30 points at MEM (3/8/10).

## SEASON HIGHLIGHTS

**2018-19:** Appeared in 34 games (6 starts) with NY and DAL, averaging 4.0 points, 1.6 rebounds and 1.1 assists in 12.6 minutes...in 12 games (2 starts) with NY, averaged 4.7 points, 2.3 rebounds and 1.3 assists in 13.3 minutes...in 22 games (4 starts) with DAL, averaged 3.6 points, 1.2 rebounds and 1.0 assist in 12.2 minutes...1 game with 20+ points (with DAL)...3 games with 10+ points (2 with DAL)...12 points (5-8 FGs, 1-3 3FGs, 1-1 FTs) and 4 rebounds in 22 minutes vs. PHO (12/17/18)...acquired by DAL with Kristaps Porzingis, Tim Hardaway Jr. and Trey Burke from NY in exchange for Dennis Smith Jr., DeAndre Jordan, Wesley Matthews and two future first round picks (1/31/19)...made Mavericks debut vs. MIL (2/8/19) and logged 4 minutes...in 1st start with DAL, 9 points (3-7 FGs, 2-5 3FGs, 1-2 FTs) in 17 minutes at OKC (3/31/19)...in 3rd start with DAL, season-high (team-high) 21 points (9-15 FGs, 3-6 3FGs) to go with 4 rebounds, season-high (team-high) 7 assists and season-high-tying (game-high) 3 steals in season-high 30 minutes vs. MEM (4/5/19)...Lee's 21-point night vs. MEM (4/5/19) marked his 40th career 20-point effort...14 points (6-9 FGs, 2-4 3FGs), 3 rebounds and 2 assists in 20 minutes at SA (4/10/19)...recorded 21 DNP-CDs (7 with DAL)...missed the first 24 games of the season with neck and back spasms (10/17-12/1/18) and 1 game due to a left hip contusion (4/9/19). **2017-18:** Averaged 12.0 points, 2.9 rebounds, 2.4 assists, 1.1 steals and 30.4 minutes in 76 games (69 starts) with NY...appeared in 76+ games for the 6th straight season and the 8th time in his first 10 seasons...shot 45.4% (343-755 FGs) from the field, 40.6% (career highs 113-278 3FGs) from 3-point range and career-best 91.9% (114-124 FTs) from the FT line...1 double-double (lone of career)...2 games with 25+ points (both on road)...8 games with 20+ points...51 games with 10+ points...1st career double-double with 15 points (6-11 FGs, 3-6 3FGs), career-high 10 rebounds, 3 assists and 2 steals in 38 minutes at CLE (10/29/17)...20 points (7-9 FGs, 5-6 3FGs, 1-2 FTs) in 30 minutes vs. SAC (11/11/17)...26 points (11-14 FGs, 2-3 3FGs, 2-2 FTs) in 38 minutes at ATL (11/24/17)...24 points (10-17 FGs, 4-6 3FGs) in 38 minutes vs. MEM (12/6/17)...season-high 27 points (9-17 FGs, 3-4 3FGs, 6-6 FTs) to go with 4 rebounds, 3 assists and 2 steals in 36 minutes at BKN (12/14/17)...20 points (5-12 FGs, 3-6 3FGs, 7-7 FTs), 5 rebounds and 2 steals in 32 minutes vs. OKC (12/16/17)...20 points (8-13 FGs, 2-4 3FGs, 2-2 FTs), 3 rebounds and 2 steals in 35 minutes vs. PHI (12/25/17)...24 points (9-16 FGs, 1-3 3FGs, 5-5 FTs), 3 rebounds and 2 steals in 40 minutes at MIA (1/5/18)...20 points (8-13 FGs, 2-6 3FGs, 2-4 FTs) and 5 rebounds in 38 minutes at GS (1/23/18). **2016-17:** In 1st season with NY, averaged 10.8 points, 3.4 rebounds, 2.3 assists, 1.1 steals and 31.9 minutes in 77 games (74 starts)...shot 45.6% (321-704 FGs) from the field, 40.1% (108-269 3FGs) from 3-point range and 86.7% (85-98 FTs) from the FT line...1 25-point game...4 games with 20+ points (all on road)...23 points (9-13 FGs, 2-5 3FGs, 3-3 FTs) and 6 rebounds in 38 minutes at DAL (1/25/17)...season-high 25 points (10-15 FGs, 3-5 3FGs, 2-2 FTs) to go with 6 rebounds and 5 assists in 36 minutes at CLE (2/23/17)...20 points (6-16 FGs, 8-8 FTs) in 41 minutes at ORL (3/6/17)...20 points (6-15 FGs, 2-4 3FGs, 6-6 FTs), 4 rebounds and 3 steals in 35 minutes at MIA (3/31/17). **2015-16:** In 79 games (65 starts) with MEM and CHA, averaged 9.6 points, 2.6 rebounds, 1.7 assists and 1.1 steals in 29.5 minutes...shot 45.5% (290-639 FGs) from the field, 37.8% (82-217 3FGs) from 3-point range and 83.9% (99-118 FTs) from the FT line...in 51 games (37 starts) with MEM, averaged 10.0 points, 2.3 rebounds, 1.5 assists and 1.0 steal in 29.2 minutes...in 28 games (all starts) with CHA, averaged 8.9 points, 3.1 rebounds, 2.1 assists and 1.2 steals in 30.2 minutes...18 games with 15+ points (his teams went 13-5 in those games)...he scored a season-high 18 points on 4 occasions, exactly 17 points 3 times, exactly 16 points 5 times, and exactly 15 points 6 times...35 games with 10+ points (25 with MEM). **2014-15:** Averaged 10.1 points, 2.3 rebounds, 2.0 assists, 1.0 steal and 30.6 minutes in 77 games (74 starts) with MEM...shot 44.8% (288-643 FGs) from the field, 40.2% (90-224 3FGs) from 3-point range and 86.0% (111-129 FTs) from the FT line...1 game with 20+ points...16 games with 15+ points (MEM went 15-1 in those games)...40 games with 10+ points (MEM went 32-8 in those games)...season-high 22 points (9-14 FGs, 4-5 3FGs), to go with 3 rebounds, 3 assists, 2 steals and 1 block in 39 minutes in MEM's 102-91 win at PHO (11/5/14). **2013-14:** Averaged 9.6 points, 2.4 rebounds, 1.5 assists and 25.0 minutes in 79 games (47 starts) with BOS and MEM...shot career-best 48.0% (295-614 FGs) from the field, 37.1% (72-194 3FGs) from 3-point range and 88.4% (99-112 FTs) from the FT line...in 30 games with BOS, averaged 7.4 points, 1.6 rebounds and 1.1 assists in 16.8 minutes...in 49 games (47 starts) with MEM, averaged 11.0 points, 2.8 rebounds and 1.7 assists in 30 minutes...2 games with 20+ points (both at home)...43 games with 10+ points...season-high 24 points (9-15 FGs, 2-3 3FGs, 4-4 FTs) to go with 5 rebounds and 2 steals in 36 minutes vs. OKC (1/14/14)...22 points (10-15 FGs, 2-4 3FGs), 5 rebounds, 4 assists, 1 steal and 1 block in season-high 40 minutes vs. DAL (2/5/14). **2012-13:** In 1st season with BOS, averaged 7.8 points, 2.4 rebounds, 1.8 assists, 1.1 steals and 24.9 minutes in 78 games (39 starts)...shot 46.4% (246-530 FGs) from the floor, 37.2% (58-156 3FGs) from 3-point range and 86.1% (62-72 FTs) from the FT line...scored a season-high 20 points twice (both on road)...25 games with 10+ points...season-high 20 points (9-16 FGs, 2-3 3FGs) to go with 4 rebounds in 31 minutes at LAL (2/20/13)...season-high-tying 20 points (7-10 FGs, 3-3 3FGs, 3-4 FTs) to go with 4 assists and 2 steals in 29 minutes at ORL (4/13/13). **2011-12:** In 2nd season with HOU, averaged 11.4 points, 2.7 rebounds, 1.5 assists, 1.2 steals and 30.3 minutes in 58 games (26



starts)...started the last 24 games of the season (3/13-4/26/12)...scored a season-high 25 points twice (both on road)...6 games with 20+ points (HOU went 4-2 in those games)...31 games with 10+ points...21 points (8-12 FGs, 4-7 3FGs, 1-1 FTs), 4 rebounds and 3 steals in 41 minutes at OKC (3/13/12)...season-high 25 points (9-14 FGs, 4-9 3FGs, 3-3 FTs) to go with 5 rebounds in 40 minutes at LAC (3/17/12)...23 points (7-17 FGs, 3-6 3FGs, 6-8 FTs), 5 rebounds, 4 assists and 2 steals in 36 minutes vs. LAL (3/20/12)...20 points (9-17 FGs, 2-5 3FGs), 3 rebounds, 4 assists, 2 steals and 1 block in 43 minutes vs. IND (4/1/12)...tied his season highs with 25 points (11-18 FGs, 3-5 3FGs) and 4 steals in 37 minutes at SAC (4/8/12)...20 points (7-17 FGs, 4-10 3FGs, 2-2 FTs) in 39 minutes vs. GS (4/21/12). **2010-11:** In 1st season with HOU, averaged 8.3 points, 2.6 rebounds, 1.2 assists and 21.3 minutes in career-high 81 games (career-low 1 start)...shot 43.9% (253-576 FGs) from the field, career-high 40.8% (71-174 3FGs) from 3-point range and 79.2% (95-120 FTs) from the FT line...1 25-point game...4 games with 20+ points (HOU went 3-1 in those games)...29 games with 10+ points...23 points (9-15 FGs, 1-3 3FGs, 4-4 FTs), 3 rebounds and 2 steals in 29 minutes vs. MIN (2/8/11)...22 points (8-14 FGs, 5-7 3FGs, 1-1 FTs), 6 rebounds, 4 assists, 2 steals and 1 block in 26 minutes vs. DEN (2/14/11)...season-best 25 points (10-16 FGs, 5-8 3FGs) in season-high 42 minutes vs. GS (3/23/11)...22 points (7-15 FGs, 4-7 3FGs, 4-4 FTs) and 5 rebounds in 31 minutes at MIN (4/13/11)...made his final 20 FTA of the season (4/1-4/13/11). **2009-10:** In lone season with NJ, averaged career highs for points (12.5), rebounds (3.5), steals (1.3) and minutes (33.5) in 71 games (66 starts)...shot 43.6% (338-775 FGs) from the floor, 33.8% (76-225 3FGs) from 3-point range and 86.9% (career highs 133-153 FTs) from the FT line...finished 6th on NJ's single-season FT% list (.869)...in his 66 starts, averaged 12.9 points, 3.5 rebounds and 1.7 assists in 34.6 minutes...also averaged 14 ppg after the All-Star break...1 30-point outing (only of career)...5 25-point efforts...career-high 10 20-point games...scored in double figures 45 times...27 points (11-16 FGs, 3-4 3FGs, 2-4 FTs), 4 rebounds and 3 steals in 34 minutes vs. CHA (12/4/09)...20 points (8-16 FGs, 3-4 3FGs, 1-1 FTs), 5 rebounds and 3 assists in 43 minutes vs. MIN (12/23/09)...28 points (8-14 FGs, 5-7 3FGs, 7-7 FTs), season-high 6 assists and 2 steals in 37 minutes at NO (1/8/10)...24 points (9-15 FGs, 1-2 3FGs, 5-5 FTs), 7 rebounds and 4 assists in 39 minutes at CLE (2/9/10)...21 points (7-11 FGs, 1-2 3FGs, 6-6 FTs), 5 rebounds and 3 assists in 34 minutes at CHA (2/16/10)...28 points (11-18 FGs, 4-4 3FGs, 2-2 FTs) and 6 rebounds in 42 minutes vs. POR (2/23/10)...21 points (7-12 FGs, 2-3 3FGs, 5-5 FTs) in 30 minutes at BOS (2/27/10)...25 points (9-16 FGs, 5-7 3FGs, 2-2 FTs) and 4 rebounds in 42 minutes at NY (3/6/10)...career-high 30 points (13-20 FGs, 2-6 3FGs, 2-3 FTs) to go with 5 rebounds and 2 steals in 37 minutes at MEM (3/8/10)...24 points (10-14 FGs, 3-4 3FGs, 1-1 FTs) in 40 minutes at HOU (3/13/10). **2008-09:** Played in 77 games (42 starts) during his rookie campaign with ORL, averaging 8.4 points, 2.3 rebounds, 1.2 assists and 1.0 steal in 25.2 minutes...shot 45.0% (243-540 FGs) from the field, 40.4% (82-203 3FGs) from 3-point range and 83.0% (78-94 FTs) from the FT line...ranked among top NBA rookies in scoring (13th), rebounding (19th), assists (11th), 3FG% (3rd) and steals (6th)...in his 42 starts, averaged 10.1 points, 2.9 boards and 1.1 steals in 29.7 minutes...2 games with 20+ points (ORL went 2-0 in those games)...9 games with 15+ points (ORL went 7-2 in those games)...33 games with 10+ points (ORL was 25-8 when he scored in double figures)...recorded a season-high 3 steals 7 times (ORL went 6-1 in those games)...21 points (9-10 FGs, 3-3 3FGs), 3 rebounds and season-high 4 assists in 31 minutes vs. LAC (2/4/09)...season-high 22 points (6-8 FGs, 2-3 3FGs, 8-8 FTs) to go with 3 rebounds and season-high-tying 3 steals in 37 minutes at NY (3/23/09)

#### COLLEGE CAPSULE

Started all 127 of the games in which he appeared in over his 4 seasons at Western Kentucky (2004-08)...averaged 17.6 points, 5.2 rebounds, 2.2 assists and 1.9 steals in 31.2 minutes...shot 46.4% (802-1,729 FGs) from the field, 40.1% (245-611 3FGs) from 3-point range and 81.7% (389-476 FTs) from the FT line...named First Team All-Sun Belt in each of his final 3 seasons (2005-08) and earned 2008 Sun Belt Player of the Year honors as a senior (averaged a career-high 20.4 ppg as a senior)...finished college career tied with Jim McDaniels as school's all-time leading scorer (2,238 points)...also ended college career ranked 1st in school history in games started (127) and FT% (.817), and 2nd in program history in 3-point field goals made (245) and steals (242). **2007-08:** As a senior, averaged career-high 20.4 points, 4.9 rebounds, 2.1 assists, 1.8 steals and 30.0 minutes in 30 games (all starts) en route to being named the 2008 Sun Belt Player of the Year...led the Hilltoppers to a Sweet 16 appearance in the 2008 NCAA Tournament...earned 3rd consecutive First Team All-Sun Belt selection...ranked 2nd in the Sun Belt Conference and 28th in the nation in scoring (20.4 ppg)...shot career-best 47.7% (259-543 FGs) from the field, 39.7% (career highs 69-174 3FGs) from 3-point range and 82.2% (career highs 148-180 FTs) from the FT line...scored career-high 33 points in 77-68 win over Arkansas State (1/27/08). **2006-07:** As a junior, averaged 17.3 points, 4.6 rebounds, 1.9 assists, 1.5 steals and 30.6 minutes in 30 games (all starts)...earned 2nd straight First Team All-Sun Belt selection...shot 47.2% (187-396 FGs) from the floor, 40.1% (57-142 3FGs) from 3-point range and 84.0% (89-106 FTs) from the FT line. **2005-06:** As a sophomore, averaged 17.4 points, career-high 6.3 rebounds, career-high 2.9 assists, career-best 2.6 steals and 31.1 minutes in 30 games (all starts)...earned First Team All-Sun Belt Conference honors...shot 45.1% (180-399 FGs) from the floor, career-high 40.8% (62-152 3FGs) from deep and career-high 84.7% (100-118 FTs) from the charity stripe. **2004-05:** In 1st season with the Hilltoppers, averaged 14.9 points, 5.2 rebounds, 2.0 assists, 1.8 steals and 33.2 minutes in 31 games (all starts) en route to being named the Sun Belt Freshman of the Year...set a WKU freshman scoring record with 461 points...shot 45.0% (176-391 FGs) from the field, 39.9% (57-143 3FGs) from 3-point range and 72.2% (52-72 FTs) from the FT line.

#### PERSONAL CAPSULE

Earned degree in sociology from Western Kentucky with a minor in criminology...in September 2018, was named co-captain (along with Jim McDaniels) of Western Kentucky's men's basketball All-Century Team (a 15-player squad put together to honor the program's 100th season in 2018-19)...had his No. 32 jersey retired by the Hilltoppers on Jan. 22, 2015, at their game against UTEP...won the John O. Oldham Award as WKU's Male Athlete of the Year in 2008...became the first Hilltopper taken in the first round of the NBA Draft in over 20 years after the Magic selected him 22nd overall in 2008 (Tellis Frank, who was drafted 14th overall by Golden State in 1987, was the last WKU alum selected in the opening round prior to Lee)...has a tattoo on his right arm that reads "R.I.P. Danny Rumph," dedicated to his WKU teammate who died of a heart condition while playing pick-up basketball in 2005...wore No. 11 with Orlando to honor Rumph, who wore the same number when he was his teammate at WKU...credits Rumph for keeping him in school after a homesick freshman season...attended Pike High School in Indianapolis and was a member of the school's 2003 4A state championship team...played AAU basketball for the Indy Hornets...joined teammate Kristaps Porzingis and former Mavericks great Dirk Nowitzki for NBA Africa Game 2017 at the Ticketpro Dome in Johannesburg on Aug. 5, 2017 (following the 15th edition of Basketball Without Borders Africa and in support of UNICEF, the Nelson Mandela Foundation and SOS Children's Villages South Africa)...lists favorite musical artists as Drake, Wiz Khalifa, Lil Wayne, Trey Songz and Usher...first job was working in a coffee shop...on Twitter @CourtneyLee5.



REGULAR SEASON STATISTICS

YEAR	TEAM	GP	GS	MIN	AVG	FG	FGA	PCT	3FG	3FGA	PCT	FT	FTA	PCT	REBOUNDS		TOT	AVG	AST	PF	STL	TO	BLK	PTS	AVG
															OFF	DEF									
2008-09	ORL	77	42	1939	25.2	243	540	.450	82	203	.404	78	94	.830	18	160	178	2.3	91	157	76	69	14	646	8.4
2009-10	NJ	71	66	2375	33.5	338	775	.436	76	225	.338	133	153	.869	60	192	252	3.5	121	130	93	76	20	885	12.5
2010-11	HOU	81	1	1723	21.3	253	576	.439	71	174	.408	95	120	.792	51	158	209	2.6	100	102	58	68	18	672	8.3
2011-12	HOU	58	26	1757	30.3	251	580	.433	87	217	.401	71	86	.826	26	133	159	2.7	88	106	68	64	22	660	11.4
2012-13	BOS	78	39	1941	24.9	246	530	.464	58	156	.372	62	72	.861	31	159	190	2.4	143	139	89	84	21	612	7.8
2013-14	BOS/MEM	79	47	1974	25.0	295	614	.480	72	194	.371	99	112	.884	29	158	187	2.4	115	127	65	73	28	761	9.6
2014-15	MEM	77	74	2354	30.6	288	643	.448	90	224	.402	111	129	.860	21	157	178	2.3	151	129	75	78	12	777	10.1
2015-16	MEM/CHA	79	65	2334	29.5	290	639	.454	82	217	.378	99	118	.839	29	176	205	2.6	136	134	85	72	28	761	9.6
2016-17	NY	77	74	2459	31.9	321	704	.456	108	269	.401	85	98	.867	53	206	259	3.4	179	141	81	69	24	835	10.8
2017-18	NY	76	69	2310	30.4	343	755	.454	113	278	.406	114	124	.819	30	194	224	2.9	180	109	80	84	17	913	12.0
2018-19	NY/DAL	34	6	428	12.6	53	129	.411	16	55	.291	14	21	.667	9	45	54	1.6	37	32	21	14	3	136	4.0
TOTAL		787	509	21594	27.4	2921	6485	.450	855	2212	.387	961	1127	.853	357	1738	2095	2.7	1341	1306	791	751	207	7658	9.7

PLAYOFF STATISTICS

YEAR	TEAM	GP	GS	MIN	AVG	FG	FGA	PCT	3FG	3FGA	PCT	FT	FTA	PCT	REBOUNDS		TOT	AVG	AST	PF	STL	TO	BLK	PTS	AVG
															OFF	DEF									
2008-09	ORL	21	16	550	26.2	67	154	.435	12	44	.273	23	26	.885	6	33	39	1.9	27	42	19	20	3	169	8.0
2012-13	BOS	4	0	39	9.8	1	5	.200	0	2	.000	4	4	1.000	0	2	2	0.5	1	3	2	0	0	6	1.5
2013-14	MEM	7	7	224	32.0	25	60	.417	6	19	.316	14	18	.778	3	11	14	2.0	11	20	5	6	2	70	10.0
2014-15	MEM	11	11	367	33.4	55	100	.550	14	30	.467	22	23	.957	3	25	28	2.5	24	24	12	13	0	146	13.3
2015-16	CHA	7	7	257	36.7	21	51	.412	4	9	.444	14	15	.933	5	15	20	2.9	9	19	6	5	3	60	8.6
TOTAL		50	41	1437	28.7	169	370	.457	36	104	.346	77	86	.895	17	86	103	2.1	72	108	44	44	8	451	9.0



# #51 | BOBAN MARJANOVIĆ

## PROFILE

**POSITION** CENTER

**BORN** 08/15/1988

**HEIGHT/WEIGHT** 7'4" | 290 LBS

**YEARS PRO** 4 YEARS

**FROM** KK CRVENA ZVEZDA/SERBIA

## CAREER HIGHS

### REGULAR SEASON

PTS	27	AT HOUSTON	4/7/17
FGM	12	AT HOUSTON	4/7/17
FGA	18	AT HOUSTON	4/7/17
3FGM	2	VS. CHICAGO	4/10/19
3FGA	3	VS. CHICAGO	4/10/19
FTM	11	AT MEMPHIS	12/5/18
FTA	12	AT MEMPHIS	12/5/18
OR	9	VS. CHARLOTTE	1/5/17
DR	10	3 TIMES	
REB	19	VS. CHARLOTTE	1/5/17
AST	6	VS. CHICAGO	4/10/19
BLK	4	VS. DENVER	12/26/15
STL	2	4 TIMES	
MIN	37	AT DALLAS	4/13/16

### PLAYOFFS

PTS	16	VS. BROOKLYN	4/15/19
FGM	8	VS. BROOKLYN	4/15/19
FGA	14	VS. BROOKLYN	4/15/19
3FGM	0		
3FGA	1	3 TIMES	
FTM	8	AT BROOKLYN	4/18/19
FTA	8	AT BROOKLYN	4/18/19
OR	4	AT BROOKLYN	4/18/19
DR	5	2 TIMES	
REB	8	2 TIMES	
AST	4	2 TIMES	
BLK	2	VS. OKLAHOMA CITY	4/30/16
STL	1	2 TIMES	
MIN	18	2 TIMES	

### 2018-19

PTS	19	2 TIMES	
FGM	8	VS. CHICAGO	4/10/19
FGA	12	VS. CHICAGO	4/10/19
3FGM	2	VS. CHICAGO	4/10/19
3FGA	3	VS. CHICAGO	4/10/19
FTM	11	AT MEMPHIS	12/5/18
FTA	12	AT MEMPHIS	12/5/18
OR	8	VS. PHOENIX	11/28/18
DR	9	AT PHILADELPHIA	11/1/18
REB	12	2 TIMES	
AST	6	VS. CHICAGO	4/10/19
BLK	3	2 TIMES	
STL	2	2 TIMES	
MIN	27	VS. MIAMI	2/21/19





## CAREER TRANSACTIONS

Played in Serbia (2006-10)...played in Russia (2010-11)...played in Lithuania (2011)...returned to play in Russia (2011-12)...returned to play in Serbia (2012-15)...signed by San Antonio (7/17/15)...signed by Detroit (7/12/16)...traded by Detroit with Tobias Harris, Avery Bradley, a future first round pick and a future second round selection to the L.A. Clippers in exchange for Blake Griffin, Brice Johnson and Willie Reed (1/29/18)...traded by the L.A. Clippers with Tobias Harris and Mike Scott to Philadelphia in exchange for Wilson Chandler, Mike Muscala, Landry Shamet, two future first round picks and two future second round picks (2/6/19)...signed by Dallas (7/23/19).

## PROFESSIONAL CAPSULE

Holds averages of 6.2 points, 3.9 rebounds and 9.8 minutes in 186 career games (17 starts) with San Antonio, Detroit, the L.A. Clippers and Philadelphia...has shot 58.3% (416-714 FGs) from the field and 77.3% (309-400 FTs) from the FT line...has connected on 4 of his 10 career 3-point attempts (.400)...has recorded 15 career double-doubles (his teams have gone 11-4 in those games)...has 2 career 20-point games – both in wins over Southwest Division opponents on the road (22 as a member of the Spurs at DAL 4/13/16; career-high 27 as a member of the Pistons at HOU 4/7/17)...since 1983-84, is 1 of only 2 players (along with Peter Thibeaux) to record multiple games of 18+ points and 5+ rebounds in 15-or-fewer minutes (Marjanović had an 18-point, 6-rebound effort in 15 minutes at DEN 2/27/18, and a 19-point, 8-rebound outing in 13 minutes at MEM 12/5/18)...overall, he is 1 of only 9 players to produce such a stat line in the past 35 years (Marjanović and Thibeaux both accomplished it twice, while Jerome Kersey, Thurl Bailey, Vlade Divac, Eric Williams, Charlie Villanueva, Enes Kanter and Michael Beasley each did it once).

## SEASON HIGHLIGHTS

**2018-19:** Averaged career highs for points (7.3), rebounds (4.6) and minutes (11.7) in a career-high 58 games (career-high 12 starts) with LAC and PHI...shot a career-best 61.5% (160-260 FGs) from the floor and 74.8% (98-131 FTs) from the FT line...connected on 4 of his first 10 career 3-point attempts (.400)...all 4 of his treys came with the Sixers (he went 4-of-8, .500, from 3-point range with PHI)...in 36 games (9 starts) with LAC, averaged 6.7 points (.607 FG%, .758 FT%) and 4.2 rebounds in 10.4 minutes...in 22 games (3 starts) with PHI, averaged 8.2 points (.625 FG%, .500 3FG%, .722 FT%), 5.1 rebounds and 1.5 assists in 13.9 minutes...career-high 6 double-doubles (all point/rebound)...career-high 7 games with 15+ points...scored in double figures a career-high 24 times (14 with LAC, 10 with PHI)...scored in double figures in a career-high 3 consecutive games on 4 different occasions in 2018-19 (11/1-11/5/18, 1/31-2/3/19, 2/25-3/15/19, 4/6-4/10/19), after he hadn't scored in double digits in more than 2 consecutive games in each of his first 3 NBA seasons...in season opener, 18 points (6-8 FGs, 6-6 FTs) and 8 rebounds in 18 minutes vs. DEN (10/17/18)...1st double-double of season (10th career) with 15 points (5-7 FGs, 5-6 FTs), 11 rebounds and season-high-tying 3 blocks in 23 minutes at PHI (11/1/18)...2nd straight double-double with 10 points and 11 boards in 23 minutes at ORL (11/2/18)...he averaged 10.6 points and 8.4 rebounds over a 5-game stretch from 10/28-11/5/18...3rd double-double with 12 points (3-6 FGs, 6-6 FTs) and season-best 12 rebounds in 19 minutes vs. PHO (11/28/18)...season-high 19 points (4-5 FGs, 11-12 FTs) to go with 8 rebounds (4 OR) in just 13 minutes at MEM (12/5/18)...he became the only player in the last 35 seasons (since 1983-84) to record 19+ points and 8+ rebounds in 13-or-fewer minutes...18 points (7-9 FGs, 4-4 FTs) and 7 rebounds in 16 minutes vs. TOR (12/11/18)...4th double-double with 10 points and 10 boards in 17 minutes at DET (2/2/19)...in 1st start with PHI, 5th double-double with season-high-tying 19 points (6-7 FGs, 7-10 FTs) and season-high-tying 12 rebounds in season-high 27 minutes vs. MIA (2/21/19)...6th double-double with 12 points (6-8 FGs), 10 boards and 2 blocks in 20 minutes at NO (2/25/19)...16 points (6-8 FGs, 1-2 3FGs, 3-4 FTs) in 18 minutes vs. BKN (3/28/19)...in regular-season finale, 18 points (8-12 FGs, career highs 2-3 3FGs), 8 rebounds, career-high 6 assists and 2 blocks in 25 minutes vs. CHI (4/10/19). **2017-18:** Appeared in 39 games (1 start) with DET and LAC, averaging 6.0 points and 3.7 rebounds in 8.6 minutes...shot 53.4% (79-148 FGs) from the field and 79.4% (77-97 FTs) from the FT line...in 19 games (1 start) for the Pistons, averaged 6.2 points (.519 FG%, .800 FT%) and 3.0 boards in 9.0 minutes...in 20 games for the Clippers, averaged 5.9 points (.551 FG%, .788 FT%) and 4.4 rebounds in 8.3 minutes...1 double-double (point/rebound)...9 games with 10+ points (5 with DET, 4 with LAC)...15 points, 9 rebounds and season-best 3 assists in season-high 22 minutes at MIA (1/3/18)...season-high 18 points to go with 6 rebounds and career-high-tying 2 steals in 15 minutes at DEN (2/27/18)...he became the only player to produce 18+ points and 6+ rebounds in 15 minutes or less in 2017-18, and the 7th since 1983-84 to post those numbers in 15-or-fewer minutes off the bench...8 points (0-0 FGs, 8-10 FTs) vs. SA (4/3/18), becoming just the 3rd player since 1983-84 to score 8+ points without attempting a field goal (Clint McDaniel, 1996; Jarron Collins, 2005)...1st double-double of season with 12 points and season-high 10 rebounds (5 OR) in 13 minutes off the bench vs. LAL (4/11/18)...he became only the 3rd player since 1983-84 to record 12+ points and 10+ rebounds in 13 minutes or less (Joe Kleine, 1985; Will Perdue, 1991)...recorded 41 DNP-CDs (30 with DET, 11 with LAC). **2016-17:** Averaged 5.5 points, 3.7 rebounds and 8.4 minutes in 35 games with DET...shot 54.5% (72-132 FGs) from the floor and career-high 81.0% (47-58 FTs) from the FT line...led the team in scoring twice and in rebounds 4 times...5 double-doubles (all point/rebound)...1 game with 20+ points (career-high 27 at HOU 4/7/17)...6 games with 10+ points...1 game with 15+ rebounds (career-high 19 vs. CHA 1/5/17)...5 games with 10+ boards...1st double-double of season (4th career) with 15 points (3-4 FGs, 9-11 FTs) and career-high 19 rebounds (career-best 9 OR) in 22 minutes vs. CHA (1/5/17)...2nd double-double with 13 points (5-7 FGs, 3-3 FTs) and 11 rebounds (6 OR) in 16 minutes at GS (1/12/17)...3rd double-double with career-high 27 points (12-18 FGs, 3-4 FTs) to go with 12 rebounds in season-high 28 minutes in victory at HOU (4/7/17)...2nd straight double-double (4th of season) with 14 points (4-6 FGs, 6-7 FTs) and 10 boards in 23 minutes in win at MEM (4/9/17)...5th double-double (3rd in last 4 games) with 14 points (6-12 FGs, 2-2 FTs), 11 rebounds (6 OR) and season-high 3 blocks in 21 minutes at ORL (4/12/17)...he averaged 15.8 points (.591 FG%, .846 FT%), 10.3 rebounds and 23.0 minutes over the final 4 games of the season (4/7-4/12/17)...spent 1 game on the inactive list and recorded 46 DNP-CDs. **2015-16:** As a rookie with SA, averaged 5.5 points, 3.6 rebounds and 9.4 minutes in 54 games (4 starts)...shot 60.3% (105-174 FGs) from the field and 76.3% (87-114 FTs) from the FT line...among NBA rookie leaders, ranked 7th in FT% (.763)...3 double-doubles (all point/rebound)...1 game with 20+ points...5 games with 15+ points...12 games with 10+ points...led the team in scoring twice and rebounding on 5 occasions...also played in 3 D-League games for San Antonio's affiliate, the Austin Spurs, and averaged 23.7 points, 12.3 rebounds, 2.3 assists and 1.3 blocks...18 points (8-10 FGs, 2-2 FTs), 4 rebounds and 2 steals in 17 minutes at PHI (12/7/15)...17 points (7-7 FGs) and 4 rebounds in 15 minutes vs. MIN (12/28/15)...became the 1st Spurs player in franchise history to record at least 12 rebounds in 15 minutes or less when he pulled down 12 boards to go with 7 points in 15 minutes vs. PHO (12/30/15)...13 points (5-7 FGs) and 7 rebounds in 19 minutes vs. UTA (1/6/16)...13 points in 13 minutes at BKN (1/11/16)...1st career double-double with 17 points (6-10 FGs, 5-6 FTs) and season-high 13 rebounds in 22 minutes at PHO (1/21/16)...2nd double-double with 13 points and 10 rebounds in 17 minutes vs. HOU (1/27/16)...19 points (9-12 FGs, 1-1 FTs) and 4 rebounds in 14 minutes vs. MIA (3/23/16)...13 points and 6 rebounds in 27 minutes at OKC (3/26/16)...3rd double-double with season-high 22 points (7-9 FGs, 8-8 FTs) to go with 12 rebounds and 2 blocks in career-high 37 minutes at DAL (4/13/16)...was inactive 12 times and recorded 14 DNP-CDs.





## PLAYOFF CAPSULE

Holds averages of 4.9 points, 2.8 rebounds and 8.2 minutes in 18 career playoff games with SA and PHI...has shot 61.5% (32-52 FGs) from the field and 85.7% (24-28 FTs) from the FT line in the postseason. **2019:** Averaged 5.8 points, 3.3 rebounds, 1.0 assist and 9.5 minutes in 11 games for PHI in the 2019 postseason vs. BKN and TOR...shot 60.0% (24-40 FGs) from the floor and 84.2% (16-19 FTs) from the line...tallied 13+ points in each of the Sixers' first 3 games against the Nets, including a playoff career-best 16 points (8-14 FGs) to go with a playoff career-high-tying 8 rebounds in 18 minutes in Game 2 vs. BKN (4/15/19). **2016:** Made postseason debut for SA...appeared in 7 games vs. MEM and OKC, and averaged 3.4 points and 2.0 rebounds in 6.0 minutes...went 8-of-12 (.667) from the field and 8-of-9 (.889) from the FT line.

## INTERNATIONAL CAPSULE

All-EuroLeague First Team (2015)...3-time Serbian Super League MVP (2013-15)...Serbian League champion (2015)...3-time All-Serbian League First Team (2013-15)...ABA League champion (2015)...ABA League playoffs MVP (2015)...2-time All-ABA League Team (2014, 2015)...2-time Serbian Cup winner (2014, 2015)...LKL All-Star (2011)...Lithuanian League champion (2011)...Baltic League champion (2011)...Lithuanian Cup winner (2011)...helped the Serbian senior national team to a silver-medal finish at EuroBasket 2017...also played for the Serbian senior national team at EuroBasket 2011...won gold medals for the Serbian junior national team at the 2007 FIBA Under-19 World Championship and the 2008 FIBA Europe Under-20 Championship. **SUMMER 2017:** Helped the Serbian national team win silver at EuroBasket 2017, where it fell to Luka Dončić's Slovenian national team in the finals...over 9 tournament games, averaged 12.4 points, 4.8 rebounds and 1.4 assists while shooting 56.2% from the field and 87.0% from the FT line. **2014-15:** Helped Serbia's Crvena Zvezda Telekom Beograd win both the Adriatic League (ABA League) and Serbian League Championships in 2015...was named to the 2015 All-EuroLeague First Team, as well as the All-Serbian League and All-Adriatic League Player of the Year...in 24 EuroLeague games, averaged 16.6 points (3rd in the league) and a league-high 10.7 rebounds while shooting 62.3% from the field and 78.1% from the FT line...produced a EuroLeague-best 16 double-doubles...in 17 KLS games, averaged 14.6 points and 8.3 rebounds (3rd in the league) while shooting 68.5% from the floor and 82.8% from the FT line...in 33 Adriatic League games, averaged 10.5 points and 7.5 boards while shooting 54.9% from the field and 78.9% from the line. **2013-14:** Played for Serbia's Crvena Zvezda Telekom Beograd...in 10 EuroLeague games, averaged 10.8 points (.625 FG%) and 7.7 rebounds (2nd in the league)...in 12 EuroCup games, averaged 8.3 points (.554 FG%) and 6.1 rebounds...in 27 Adriatic League games, averaged 9.7 points (.642 FG%), 7.3 rebounds (2nd in the league) and 1.4 blocks (2nd in the league)...in 20 Serbian League contests, averaged 13.0 points (.685 FG%) and 7.1 boards. **2012-13:** In 41 games for Serbia's Mega Vizura, averaged 16.9 points (5th in the league), a league-high 11.7 rebounds, 1.8 assists and 1.7 blocks (2nd in the league)...shot 68.9% from the floor and 85.4% from the FT line. **2011-12:** Played the first half of the 2011-12 season for Russia's BC Nizhny Novgorod before finishing the season with Serbia's Radnicki Kragujevac...in 2 PBL games for Nizhny Novgorod, averaged 3.0 points, 2.5 rebounds and 1.0 assist...in 2 VTB League games for Nizhny Novgorod, averaged 3.5 points and 4.0 rebounds...in January 2012, moved to Radnicki Kragujevac...in 17 Serbian League games for Radnicki Kragujevac, averaged 6.1 points and 2.1 rebounds while shooting 69.4% from the floor (3rd in the league)...in 6 Adriatic League games for Radnicki Kragujevac, averaged 5.2 points and 2.5 boards while shooting 50% from the field and 92.9% from the FT line. **SUMMER 2011:** Made his debut for the Serbian senior national team at EuroBasket 2011 in Lithuania and averaged 1.0 point, 1.5 rebounds and 1.0 assist in 2 games. **2010-11:** Began the season with Russia's CSKA Moscow before moving to Lithuania's BC Zalgiris...in 5 Russian League games for CSKA Moscow, averaged 6.4 points and 4.4 rebounds...in 8 EuroLeague games for CSKA Moscow, averaged 4.3 points and 3.5 boards...in 4 VTB League contests for CSKA Moscow, averaged 8.3 points and 6.0 rebounds...loaned to BC Zalgiris in January 2011...in 17 LKL games for BC Zalgiris, averaged 5.6 points and 3.5 boards...in 6 EuroLeague games for BC Zalgiris, averaged 5.2 points and 3.5 rebounds...in 3 VTB League games for BC Zalgiris, averaged 1.7 points and 3.0 boards...in 2 Baltic League games for BC Zalgiris, averaged 4.0 points and 3.0 boards. **2009-10:** Played for Serbia's Hemofarm Vrsac...in 27 Adriatic League games, averaged 7.1 points and 4.9 rebounds...in 18 Serbian League games, averaged 9.5 points, 5.2 boards and 1.1 blocks (4th in the league)...in 6 EuroCup games, averaged 9.0 points, 5.3 rebounds, 1.2 assists and 1.0 block. **2008-09:** Competed for Serbia's Hemofarm Vrsac...in 27 Adriatic League games, averaged 6.0 points and 4.2 rebounds...in 14 EuroCup games, averaged 7.6 points and 4.1 boards...in 10 Serbian League contests, averaged 7.6 points and 4.3 boards. **SUMMER 2008:** Won a gold medal for Serbia's junior national team at the 2008 FIBA Europe Under-20 Championship in Latvia...averaged 6.5 points, 2.5 rebounds and 1.5 blocks in 8 games. **2007-08:** Played for Serbia's Hemofarm Vrsac...in 16 Adriatic League games, averaged 4.6 points and 3.3 rebounds...in 12 Superleague games, averaged 6.8 points and 3.5 boards...in 7 playoff games, averaged 1.9 points and 2.8 rebounds...recorded 6 points and 3 boards in lone ULEB Cup game...participated in the Nike Hoop Summit with the World Select Team in 2008. **SUMMER 2007:** Won a gold medal for Serbia's junior national team at the 2007 FIBA Under-19 World Championship...averaged 8.4 points, 6.6 rebounds and 1.3 blocks for the host country, Serbia. **2006-07:** Began the season with Serbia's Hemofarm Vrsac...averaged 0.8 points in 6 Adriatic League games and 1.7 points in 3 ULEB Cup games...loaned to Serbia's team Swisslion Takovo in January 2007. **SUMMER 2006:** Competed for Serbia's junior national team at the 2006 FIBA Under-18 World Championship in Greece and averaged 1.0 point and 1.5 rebounds in 4 games. **2003-06:** Played for the Hemofarm Vrsac youth team (Serbia) from 2003-06...joined Hemofarm's first team for the second half of the 2005-06 season.

## PERSONAL CAPSULE

Nickname is "Bobi"...teammate Kristaps Porzingis, who is 7-3, is currently the only other active player 7-3 or taller, with NBA experience...Boston's rookie center Tacko Fall, who is 7-6, is the only active player taller than Marjanović overall...has a 7-8 wingspan and a 9-7 standing reach...signed with Serbia's Hemofarm Vrsac at age 14 (he was already 6-10 at the time)...has a wide array of off-court interests, particularly in comedy/entertainment...appeared in the action thriller *John Wick: Chapter 3 – Parabellum*, which was released in May 2019...along with friend and former teammate Tobias Harris, launched *The Bobi + Tobi Show*, a web series chronicling their friendship, in 2018...made a cameo appearance in the 2015 Serbian sports drama film *We Will Be the World Champions*...favorite food is soup, which he eats every day...on Twitter @BobanMarjanovic.



### REGULAR SEASON STATISTICS

YEAR	TEAM	GP	GS	MIN	AVG	FG	FGA	PCT	3FG	3FGA	PCT	FT	FTA	PCT	REBOUNDS		TOT	AVG	AST	PF	STL	TO	BLK	PTS	AVG
															OFF	DEF									
2015-16	SA	54	4	508	9.4	105	174	.603	0	0	---	87	114	.763	73	121	194	3.6	21	54	12	29	23	297	5.5
2016-17	DET	35	0	293	8.4	72	132	.545	0	0	---	47	58	.810	46	84	130	3.7	9	25	6	10	12	191	5.5
2017-18	DET/LAC	39	1	337	8.6	79	148	.534	0	0	---	77	97	.794	48	96	144	3.7	22	51	10	36	11	235	6.0
2018-19	LAC/PHI	58	12	681	11.7	160	260	.615	4	10	.400	98	131	.748	87	178	265	4.6	54	90	16	59	27	422	7.3
TOTAL		186	17	1819	9.8	416	714	.583	4	10	.400	309	400	.773	254	479	733	3.9	106	220	44	134	73	1145	6.2

### PLAYOFF STATISTICS

YEAR	TEAM	GP	GS	MIN	AVG	FG	FGA	PCT	3FG	3FGA	PCT	FT	FTA	PCT	REBOUNDS		TOT	AVG	AST	PF	STL	TO	BLK	PTS	AVG
															OFF	DEF									
2015-16	SA	7	0	42	6.0	8	12	.667	0	0	---	8	9	.889	4	10	14	2.0	3	10	0	3	2	24	3.4
2018-19	PHI	11	0	105	9.5	24	40	.600	0	3	.000	16	19	.842	13	23	36	3.3	11	18	2	14	3	64	5.8
TOTAL		18	0	147	8.2	32	52	.615	0	3	.000	24	28	.857	17	33	50	2.8	14	28	2	17	5	88	4.9



# #6 | KRISTAPS PORZINGIS

## PROFILE

**POSITION** FORWARD/CENTER

**BORN** 08/02/1995

**HEIGHT/WEIGHT** 7'3" | 240 LBS

**YEARS PRO** 3 YEARS

**FROM** CAJASOL SEVILLE/LATVIA

## CAREER HIGHS

### REGULAR SEASON


PTS	40	VS. INDIANA	11/5/17
FGM	15	VS. INDIANA	11/5/17
FGA	28	AT DETROIT	12/22/17
3FGM	6	VS. BROOKLYN	1/30/18
3FGA	10	VS. NEW ORLEANS	1/14/18
FTM	10	2 TIMES	
FTA	14	VS. PHILADELPHIA	12/25/17
OR	9	VS. MILWAUKEE	11/6/15
DR	13	2 TIMES	
REB	15	2 TIMES	
AST	4	6 TIMES	
BLK	7	3 TIMES	
STL	5	VS. NEW ORLEANS	1/14/18
MIN	44	2 TIMES	

### PLAYOFFS

PTS	N/A
FGM	N/A
FGA	N/A
3FGM	N/A
3FGA	N/A
FTM	N/A
FTA	N/A
OR	N/A
DR	N/A
REB	N/A
AST	N/A
BLK	N/A
STL	N/A
MIN	N/A

### 2018-19

PTS	N/A
FGM	N/A
FGA	N/A
3FGM	N/A
3FGA	N/A
FTM	N/A
FTA	N/A
OR	N/A
DR	N/A
REB	N/A
AST	N/A
BLK	N/A
STL	N/A
MIN	N/A





## CAREER TRANSACTIONS

Played in Spain (2011-15)...selected by New York in the first round (fourth overall pick) of the 2015 NBA Draft...traded by New York with Tim Hardaway Jr., Courtney Lee and Trey Burke to Dallas in exchange for Dennis Smith Jr., DeAndre Jordan, Wesley Matthews and two future first round picks (1/31/19)...signed by Dallas (7/12/19).

## PROFESSIONAL CAPSULE

Holds career averages of 17.8 points, 7.1 rebounds, 2.0 blocks and 31.0 minutes in 186 games (185 starts) with New York...has shot 43.7% (1,206-2,760 FGs) from the field, 36.1% (283-785 3FGs) from 3-point range and 80.4% (617-767 FTs) from the FT line...increased his scoring average in each of his first 3 NBA seasons (14.3 ppg in 2015-16, 18.1 ppg in 2016-17, 22.7 ppg in 2017-18)...missed the entire 2018-19 season recovering from left knee surgery...named to 2018 NBA All-Star Game (1st career All-Star selection), but did not play due to left ACL injury suffered on 2/6/18...the Knicks were 11-3 (.786) all-time when Porzingis scored 30+ points, including a perfect 5-0 when he scored 35+ points...posted game highs of 37 points (5-8 3FGs), 11 rebounds and 5 blocks in 40 minutes in OT win over LAL (12/12/17), becoming the 1st player in NBA history to record at least 35 points, 10 rebounds, 5 blocks and 5 3-pointers in a game...knocked down 112 3-pointers and blocked 129 shots as a 21-year-old in 2016-17, becoming 1 of 3 players in NBA history, 22 years or younger, to make 100+ 3-pointers and block 100+ shots in a season (Dirk Nowitzki, 2000-01; Karl-Anthony Towns, 2016-17 & 2017-18)...finished among NBA's top-10 in blocks in each of his first 2 seasons (7th with 1.86 bpg in 2015-16; 5th with 1.95 bpg in 2016-17)...led NBA in blocks (2.40) at time of season-ending knee injury in 2017-18...named Eastern Conference Player of the Week once (10/30-11/5/17)...competed in BBVA Compass Rising Stars Challenge in 2016 (Toronto) and 2017 (New Orleans)...winner of 2017 Taco Bell Skills Challenge at NBA All-Star Weekend in New Orleans (also selected to compete in event held in Los Angeles in 2018, but did not participate due to knee injury)...NBA All-Rookie First Team (2016)...finished 2nd to Minnesota's Karl-Anthony Towns in media balloting for 2016 Kia NBA Rookie of the Year...3-time Kia NBA Eastern Conference Rookie of the Month in 2015-16 (joining Mark Jackson in 1987-88 as only Knicks in club history to win as many as 3 ROM awards)...led NBA rookies in blocks (1.86) in 2015-16, setting Knicks rookie record with 134 total rejections.

## SEASON HIGHLIGHTS

**2018-19:** Missed the entire 2018-19 season recovering from left knee surgery...acquired by DAL with Tim Hardaway Jr., Courtney Lee and Trey Burke from NY in exchange for Dennis Smith Jr., DeAndre Jordan, Wesley Matthews and two future first round picks (1/31/19). **2017-18:** Averaged career-high (team-high) 22.7 points, 6.6 rebounds, career-high 2.4 blocks and 32.4 minutes in 48 games (all starts) before suffering season-ending left ACL injury vs. MIL (2/6/18)...shot 43.9% (390-889 FGs) from the field, career-high 39.5% (90-228 3FGs) from 3-point range and 79.3% (career highs 218-275 FTs) from the FT line...named to 2018 NBA All-Star Game but did not play due to knee injury...was leading the NBA in blocks (2.40) at the time of injury...1 40-point game (career-high 40 points in win vs. IND 11/5/17)...4 games with 35+ points (NY was 4-0 in such games)...11 games with 30+ points (NY was 9-2 in such games)...19 games with 25+ points (NY was 14-5 in such games)...30 games with 20+ points...5 double-doubles (all point/rebound)...3 30-point/10-rebound efforts...4 20-point/10-rebound outings (NY was 3-1 in such games)...5 games with 10+ rebounds...6 games with 5+ blocks...21 games with 3+ blocks...double-double with 31 points (11-25 FGs, 2-6 3FGs, 7-9 FTs) and season-high 12 rebounds in 38 minutes at OKC (10/19/17)...33 points (11-20 FGs, 3-7 3FGs, 8-10 FTs) in 35 minutes vs. DET (10/21/17)...30 points (13-24 FGs, 1-6 3FGs, 3-3 FTs), 9 rebounds and 3 blocks in 29 minutes vs. BKN (10/27/17)...double-double with 32 points (13-27 FGs, 2-5 3FGs, 4-5 FTs), season-high-tying 12 rebounds and 2 blocks in 36 minutes at CLE (10/29/17)...38 points (14-26 FGs, 4-7 3FGs, 6-6 FTs), 7 rebounds and 3 blocks in 34 minutes vs. DEN (10/30/17)...37 points (13-22 FGs, 1-2 3FGs, 10-13 FTs), 7 rebounds and 3 blocks in 31 minutes vs. PHO (11/3/17)...career-high 40 points (15-24 FGs, 2-4 3FGs, 8-9 FTs) to go with 8 rebounds and season-high 6 blocks in 38 minutes vs. IND (11/5/17)...named Eastern Conference Player of the Week for games played from 10/30-11/5/17, after leading NY to a 3-1 record with averages of 33.5 points (.544 FG%, .467 3FG%, .879 FT%), 6.8 rebounds and 3.3 blocks during the week...34 points (11-21 FGs, 4-6 3FGs, 8-9 FTs) in 27 minutes vs. SAC (11/11/17)...30 points (10-23 FGs, 1-5 3FGs, 9-10 FTs), 8 rebounds, 2 steals and 3 blocks in 38 minutes vs. ATL (12/10/17)...double-double with 37 points (14-26 FGs, 5-8 3FGs, 4-5 FTs), 11 rebounds and 5 blocks in 40 minutes in OT win vs. LAL (12/12/17), becoming the 1st player in NBA history to record at least 35 points, 10 rebounds, 5 blocks and 5 3-pointers in a game...30 points (11-22 FGs, 1-5 3FGs, 7-8 FTs), 7 rebounds, 3 assists, 2 steals and 2 blocks in 32 minutes at NO (12/30/17)...suffered left ACL tear vs. MIL (2/6/18) and missed the remainder of the 2017-18 season...had surgery to repair torn ACL (2/13/18). **2016-17:** Averaged 18.1 points, 7.2 rebounds, 2.0 blocks and career-high 32.8 minutes in 66 games (65 starts)...shot career-high 45.0% (443-985 FGs) from the field, 35.7% (career highs 112-314 3FGs) from 3-point range and 78.6% (198-252 FTs) from the FT line...knocked down career-high 112 3-pointers and blocked 129 shots as a 21-year-old in 2016-17, becoming 1 of 3 players in NBA history, 22 years or younger, to make 100+ 3-pointers and block 100+ shots in a season (Dirk Nowitzki, 2000-01; Karl-Anthony Towns, 2016-17 & 2017-18)...among NBA leaders, ranked 37th in scoring (18.1 ppg) and 5th in blocks (1.95 bpg)...competed in 2017 BBVA Compass Rising Stars Challenge at All-Star Weekend (New Orleans)...winner of 2017 Taco Bell Skills Challenge at All-Star Weekend...12 double-doubles...3 games with 30+ points (NY was 2-1 in such games)...10 games with 25+ points...26 games with 20+ points...59 games with 10+ points...5 20-point/10-rebound efforts...12 games with 10+ rebounds, including career-high-tying 15 boards vs. GS (3/5/17)...5 games with 5+ blocks...22 games with 3+ blocks...27 points (10-15 FGs, 4-7 3FGs, 3-5 FTs) in 33 minutes at CHI (11/4/16)...28 points (10-18 FGs, 3-7 3FGs, 5-5 FTs), 8 rebounds and 2 blocks in 33 minutes vs. UTA (11/6/16)...season-high 35 points (13-22 FGs, 3-7 3FGs, 6-7 FTs) to go with 7 rebounds and 3 assists in 40 minutes vs. DET (11/16/16)...31 points (13-23 FGs, 3-8 3FGs, 2-2 FTs) and 9 rebounds in 40 minutes vs. POR (11/22/16)...29 points (11-20 FGs, 3-7 3FGs, 4-5 FTs), 8 rebounds, career-high-tying 4 assists and 2 blocks in 39 minutes at MIN (11/30/16)...double-double with 26 points (8-15 FGs, 3-4 3FGs, 7-9 FTs), 13 rebounds and career-high-tying 7 blocks in 39 minutes at LAL (12/11/16)...34 points (12-23 FGs, 4-4 3FGs, 6-7 FTs), 8 rebounds, 3 steals and 3 blocks in season-high 42 minutes at PHO (12/13/16)...27 points (10-19 FGs, 4-7 3FGs, 3-4 FTs), 6 rebounds and 2 steals in 27 minutes vs. LAC (2/8/17)...double-double with 24 points (9-21 FGs, 2-6 3FGs, 4-4 FTs), career-high-tying 15 rebounds and 2 blocks in 40 minutes vs. GS (3/5/17)...25 points (10-16 FGs, 1-4 3FGs, 4-4 FTs), 8 rebounds, 3 assists, 2 steals and 3 blocks in 37 minutes vs. DET (3/27/17). **2015-16:** As a rookie with NY, averaged 14.3 points, career-high 7.3 rebounds, 1.9 blocks and 28.4 minutes in career-high 72 games (all starts)...shot 42.1% (373-886 FGs) from the field, 33.3% (81-243 3FGs) from 3-point range and career-high 83.8% (201-240 FTs) from the FT line...named to 2016 NBA All-Rookie First Team...finished 2nd to MIN's Karl-Anthony Towns in media balloting for 2016 Kia NBA Rookie of the Year...3-time Kia NBA Eastern Conference Rookie of the Month (garnered the award in each of the first 3 months of the season – for Nov., Dec. and Jan.), joining Mark Jackson in 1987-88 as only Knicks in club history to win as many as 3 Rookie of the Month awards...led rookies in blocks (1.86), setting a Knicks rookie record with career-high 134 total swats...competed in BBVA Compass Rising Stars Challenge in 2016 (Toronto), where he teamed with Mavericks forward/center Dwight Powell on Team World...career-high 21 double-doubles (all point/rebound)...5 games with 25+ points...14 games with 20+ points...8 20-point/10-rebound efforts...career-high 21 games with 10+ rebounds, including career-high 15 boards at CHA (11/11/15)...



double-double with season-high 29 points (10-17 FGs, 2-2 3FGs, 7-7 FTs) to go with 11 rebounds in 31 minutes vs. CHA (11/17/15)...double-double with 24 points (8-12 FGs, 2-3 3FGs, 6-6 FTs), 14 rebounds and career-high 7 blocks in 36 minutes at HOU (11/21/15)...double-double with 20 points (8-13 FGs, 4-4 FTs), 13 rebounds and 2 blocks in season-high 41 minutes vs. HOU (11/29/15)...28 points (13-18 FGs, 2-4 3FGs) in 35 minutes vs. DAL (12/7/15)...double-double with 23 points (8-18 FGs, 4-5 3FGs, 3-4 FTs), 13 rebounds and career-high 4 assists in 38 minutes at CLE (12/23/15)...double-double with 28 points (11-21 FGs, 3-7 3FGs, 3-4 FTs) and 11 boards in 33 minutes at SA (1/8/16)...26 points (10-18 FGs, 3-9 3FGs, 3-4 FTs) in 27 minutes vs. BOS (1/12/16)...double-double with 21 points (10-23 FGs, 1-3 3FGs), 13 rebounds and 2 blocks in 35 minutes vs. DEN (2/7/16)...double-double with season-high-tying 29 points (11-16 FGs, 3-6 3FGs, 4-6 FTs) to go with 10 boards in 31 minutes at CHI (3/23/16)

INTERNATIONAL CAPSULE

Prior to joining the Knicks in 2015-16, played his entire pro career in Spain...in 3 seasons in Spain's ACB League, averaged 8.1 points, 3.5 rebounds and 17.3 minutes in 75 games while shooting 47.4% (242-511 FGs) from the field and 31.8% (42-132 3FGs) from 3-point range...2-time ACB All-Young Players Team (2014, 2015)...also played 3 years of EuroCup competition, earning EuroCup Rising Star honors in 2015. **SUMMER 2017:** Competed for Latvia at EuroBasket 2017, where he averaged 23.6 points, 5.9 rebounds and 1.9 blocks in 7 games...ranked 3rd in the tournament in scoring (23.6 ppg) and 1st in blocks (1.9 bpg)...Latvia was eliminated by the eventual champion Slovenia, whose squad featured Luka Dončić, in the quarterfinals. **2014-15:** With Baloncesto Seville in Spain's ACB, averaged 10.7 points, 4.8 rebounds and 21.7 minutes in 33 games...also played in 16 EuroCup games and averaged 11.6 points, 4.1 rebounds and 20.6 minutes while shooting 55.6% from the floor...named 2015 EuroCup Rising Star. **2013-14:** Saw first extended playing time in Spain's ACB and averaged 6.9 points, 2.8 rebounds and 15.2 minutes in 35 games for Cajasol Seville. **SUMMER 2013:** Represented Latvia at the 2013 U18 Euros, Division A, earning All-Tournament honors...averaged 11.6 points, 10.0 rebounds, 1.1 steals and 4.9 blocks in 9 games. **2012-13:** Averaged 2.6 points over 7 games for Cajasol Seville in 1st ACB season...competed for Seville's junior team in the EBA and averaged 15.0 points and 8.1 rebounds. **2011-12:** Played for Baloncesto Seville's junior team...competed in the Torneig de Basquet International Junior Tournament, averaging 9.2 points, 4.8 rebounds and 2.6 blocks. **2010-11:** Played for BK Liepajas Lauvas junior team (Latvia)...also competed for the Latvian U16 national team...helped Latvia win the Baltic Sea Cup (Tallinn, Estonia).

PERSONAL CAPSULE

Name is pronounced "KRIS-taps Por-ZING-is"...is one of 25 players, 7-foot-3 or taller, ever to play in the NBA...teammate Boban Marjanović, who is 7-4, is currently the only other active player 7-3 or taller, with NBA experience...during his rookie season, was given the nickname "The Unicorn" by Kevin Durant because of his rare combination of basketball talents...wears No. 6 with the Mavericks, the same number he wore with the Knicks and as a pro in Spain...is a native of Liepaja, Latvia...played in youth competition with BK Liepajas Lauvas until he was 15 years old...when he made his NBA debut in 2015-16, he became the third Latvian-born player in league history (Gundars Vetra, Andris Biedrins)...comes from a family of basketball players...father, Talis, is 6-4 and played semi-pro ball before becoming a bus driver...mother, Ingrida, is 6-1 and played on Latvia's youth national teams...oldest brother, Janis, is 6-7 and played for 15 different teams in multiple European national domestic leagues over his 14-year career...older brother, Martins, is 6-4 and played basketball in Latvia...along with former Mavericks great Dirk Nowitzki and Mavericks guard Courtney Lee, who he was teammates with on the Knicks at the time, competed for Team World at NBA Africa Game 2017 in Johannesburg...the game, which took place on Aug. 5, 2017, followed the 15th edition of Basketball Without Borders Africa...on Twitter @kporzee.

REGULAR SEASON STATISTICS

YEAR	TEAM	GP	GS	MIN	AVG	FG	FGA	PCT	3FG	3FGA	PCT	FT	FTA	PCT	REBOUNDS			AVG	AST	PF	STL	TO	BLK	PTS	AVG
															OFF	DEF	TOT								
2015-16	NY	72	72	2047	28.4	373	886	.421	81	243	.333	201	240	.838	132	394	526	7.3	94	205	53	121	134	1028	14.3
2016-17	NY	66	65	2164	32.8	443	985	.450	112	314	.357	198	252	.786	111	364	475	7.2	97	244	47	118	129	1196	18.1
2017-18	NY	48	48	1553	32.4	390	889	.439	90	228	.395	218	275	.793	62	254	316	6.6	57	141	36	93	115	1088	22.7
2018-19	NY/DAL	DNP-LEFT KNEE SURGERY																							
TOTAL		186	185	5764	31.0	1206	2760	.437	283	785	.361	617	767	.804	305	1012	1317	7.1	248	580	136	332	378	3312	17.8

ALL-STAR STATISTICS

YEAR	TEAM	GP	GS	MIN	AVG	FG	FGA	PCT	3FG	3FGA	PCT	FT	FTA	PCT	REBOUNDS			AVG	AST	PF	STL	TO	BLK	PTS	AVG
															OFF	DEF	TOT								
2017-18	NY	DNP-LEFT KNEE																							



# #7 | DWIGHT POWELL

## PROFILE

**POSITION** FORWARD/CENTER

**BORN** 07/20/1991

**HEIGHT/WEIGHT** 6'10" | 240 LBS

**YEARS PRO** 5 YEARS

**FROM** STANFORD/CANADA

## CAREER HIGHS

### REGULAR SEASON


PTS	26	AT WASHINGTON	3/6/19
FGM	11	AT WASHINGTON	3/6/19
FGA	15	VS. SAN ANTONIO	3/12/19
3FGM	5	AT BROOKLYN	3/4/19
3FGA	9	AT MEMPHIS	4/12/17
FTM	9	2 TIMES	
FTA	11	VS. SACRAMENTO	3/26/19
OR	6	VS. PHOENIX	4/9/19
DR	12	VS. INDIANA	2/26/18
REB	14	VS. INDIANA	2/26/18
AST	6	AT BROOKLYN	3/4/19
BLK	4	VS. SACRAMENTO	3/26/19
STL	5	2 TIMES	
MIN	39	VS. SAN ANTONIO	3/12/19

### PLAYOFFS

PTS	16	AT OKLAHOMA CITY	4/25/16
FGM	6	AT OKLAHOMA CITY	4/25/16
FGA	8	AT OKLAHOMA CITY	4/16/16
3FGM	0		
3FGA	1	VS. OKLAHOMA CITY	4/21/16
FTM	4	AT OKLAHOMA CITY	4/25/16
FTA	6	AT OKLAHOMA CITY	4/25/16
OR	5	AT OKLAHOMA CITY	4/25/16
DR	4	AT OKLAHOMA CITY	4/25/16
REB	9	AT OKLAHOMA CITY	4/25/16
AST	3	AT OKLAHOMA CITY	4/25/16
BLK	0		
STL	1	VS. OKLAHOMA CITY	4/21/16
MIN	28	AT OKLAHOMA CITY	4/25/16

### 2018-19

PTS	26	AT WASHINGTON	3/6/19
FGM	11	AT WASHINGTON	3/6/19
FGA	15	VS. SAN ANTONIO	3/12/19
3FGM	5	AT BROOKLYN	3/4/19
3FGA	6	4 TIMES	
FTM	9	2 TIMES	
FTA	11	VS. SACRAMENTO	3/26/19
OR	6	VS. PHOENIX	4/9/19
DR	10	VS. SACRAMENTO	3/26/19
REB	13	VS. SACRAMENTO	3/26/19
AST	6	AT BROOKLYN	3/4/19
BLK	4	VS. SACRAMENTO	3/26/19
STL	2	10 TIMES	
MIN	39	VS. SAN ANTONIO	3/12/19





## CAREER TRANSACTIONS

Selected by Charlotte in the second round (45th overall pick) of the 2014 NBA Draft...rights traded by Charlotte with Brendan Haywood to Cleveland in exchange for Scotty Hopson and cash considerations (7/12/14)...signed by Cleveland (8/23/14)...traded by Cleveland with Malcolm Thomas, Erik Murphy, John Lucas III, two future second round draft picks and a trade exception to Boston in exchange for Keith Bogans and two future Sacramento conditional second round picks (9/25/14)...traded by Boston with Rajon Rondo to Dallas in exchange for Brandan Wright, Jae Crowder, Jameer Nelson, a 2015 first round pick and a 2016 second round pick (12/18/14)...signed by Dallas (7/8/16)...signed to a contract extension by Dallas (7/6/19).

## PROFESSIONAL CAPSULE

Holds career averages of 7.5 points, 4.5 rebounds and 17.8 minutes in 331 games (51 starts) with Boston and Dallas...has shot 55.3% (916-1,656 FGs) from the field and 75.0% (566-755 FTs) from the FT line for his career...has increased his scoring average in each of his first 5 NBA seasons (3.1 ppg in 2014-15, 5.8 ppg in 2015-16, 6.7 ppg in 2016-17, 8.5 ppg in 2017-18, 10.6 ppg in 2018-19)...led Dallas in dunks in both 2016-17 (54) and 2017-18 (96), and ranked 2nd on the team in slams in both 2015-16 (38) and 2018-19 (99)...has finished no worse than 2nd on the team in offensive rebounds in each of his 4 full seasons with the Mavericks (2nd in 2015-16 with 84; T-2nd in 2016-17 with 93; 1st in 2017-18 with 135; 2nd in 2018-19 with 140), setting a new career high for offensive boards in every one of those seasons...played for the World Team in the Rising Stars Challenge at All-Star 2016 in his native city of Toronto, and recorded a double-double with 12 points and a game-high 11 rebounds.

## SEASON HIGHLIGHTS

**2018-19:** Averaged career-high 10.6 points, 5.3 rebounds, career-high 1.5 assists and career-high 21.6 minutes in 77 games (22 starts – all after the All-Star break) with DAL...shot career-high 59.8% (219-366 FGs) from the field and career-high 77.2% (196-254 FTs) from the FT line...knocked down a career-high 39 3-pointers (39-of-127, .307)...after the All-Star break, averaged 14.8 points, 7.5 rebounds, 2.5 assists and 30.7 minutes in 24 games (22 starts) while shooting 62.1% (126-203 FGs) from the field, 39.6% (21-53 3FGs) from 3-point range and 79.6% (82-103 FTs) from the FT line...ranked 2nd on the team in dunks (99)...career-high 6 double-doubles (all point/rebound)...2 20-point/10-rebound efforts...2 games with 25+ points...7 games with 20+ points (all after the All-Star break)...17 games with 15+ points...40 games with 10+ points...7 games with 10+ rebounds (5 after the All-Star break)...recorded 4 games with 5+ assists, after he had 1 such game in his first 4 NBA seasons combined...19 points (6-7 FGs, 1-2 3FGs, 6-8 FTs) and 6 rebounds in 17 minutes vs. MIN (10/20/18)...17 points (5-9 FGs, 7-8 FTs), including 11 in 4th quarter, to go with 7 rebounds in 17 minutes at LAL (11/30/18)...1st double-double of season (11th career) with 12 points (4-7 FGs, 4-5 FTs), team-high 10 rebounds and 2 blocks in 24 minutes at NO (12/5/18)...reached 2,000 career points with an alley-oop dunk (assist from Luka Dončić) at the 9-minute mark of the 2nd quarter at MIN (1/11/19) and finished with 15 points (7-8 FGs, 1-1 FTs) on the night...2nd double-double with 11 points (4-7 FGs, 3-3 FTs), team-high 12 rebounds, 2 steals and 2 blocks in 27 minutes vs. CHA (2/6/19)...20 points (6-12 FGs, 1-4 3FGs, 7-8 FTs) and 6 rebounds in 25 minutes vs. DEN (2/22/19)...in 1st start of season (30th career), 24 points (10-11 FGs, 2-2 3FGs, 2-2 FTs), 8 rebounds, 4 assists, 2 steals and 2 blocks in 37 minutes at LAC (2/25/19)...team-high 20 points (6-7 FGs, 5-6 3FGs, 3-4 FTs), including 13 in 3rd quarter, to go with team-high-tying 6 rebounds and career-high (team-high) 6 assists in 32 minutes at BKN (3/4/19)...Powell led the Mavericks in points, rebounds and assists for the 1st time in 308 games with the franchise (including ties)...Powell also knocked down a team-high (career-high) 5 3-pointers (5-6 3FGs) at BKN (3/4/19)...3rd double-double with career-high 26 points (11-12 FGs, 1-1 3FGs, 3-6 FTs), including 10 in 4th quarter, to go with 10 rebounds in 36 minutes at WAS (3/6/19)...he made his first 10 shots at WAS (3/6/19) and finished 11-of-12 (.917) from the floor on the night...his 91.7% (11-12 FGs) FG% at WAS (3/6/19) was tied for the 2nd-highest FG% ever by a Maverick in a game, minimum 10 FGA (Brandan Wright, 10-of-10, 1,000, at LAL 4/4/14; Rolando Blackman, 11-of-12, .917, vs. CHI 11/24/82)...Powell scored 20+ points 4 times in a 7-game stretch immediately following the All-Star break (20 vs. DEN 2/22/19, 24 at LAC 2/25/19, 20 at BKN 3/4/19, 26 at WAS 3/6/19), after he failed to score 20 in each of his first 53 games in 2018-19...in fact, he scored 20 just 4 times in his first 4 NBA seasons combined (once in 2016-17 and 3 times in 2017-18) prior to producing 4 20-point efforts in a 7-game stretch from 2/22-3/6/19...Powell also scored 10+ points in a career-high 8 consecutive games from 2/22-3/8/19 (right after the All-Star break), averaging 17.5 points, 7.1 rebounds, 3.3 assists 1.0 steal and 32.8 minutes while shooting 66.2% (51-77 FGs) from the field and 55.0% (11-20 3FGs) from 3-point range in that stretch...20 points (6-15 FGs, 1-6 3FGs, 7-7 FTs) and 7 rebounds in 39 minutes vs. SA (3/12/19)...4th double-double (3rd in his last 4 games) with 16 points (5-10 FGs, 1-1 3FGs, 5-5 FTs) and 10 rebounds in 36 minutes at DEN (3/14/19)...5th double-double with 21 points (6-7 FGs, 9-11 FTs), including 16 in 2nd half, to go with season-high (game-high) 13 rebounds, 3 assists and career-high (game-high) 4 blocks in 32 minutes vs. SAC (3/26/19)...25 points (8-9 FGs, 9-10 FTs), 8 rebounds and 2 steals in 31 minutes vs. MIN (4/3/19)...6th double-double with 11 points (3-5 FGs, 5-7 FTs), 11 rebounds, 3 assists and 3 blocks in 27 minutes vs. PHO (4/9/19)...Powell scored 10+ points in 24 of his final 29 games in 2018-19, averaging 14.1 points, 7.4 rebounds, 2.3 assists and 29.8 minutes while shooting 61.5% (142-231 FGs) from the field, 40.3% (25-62 3FGs) from 3-point range and 80.6% (100-124 FTs) from the line in that stretch to close the season (2/6-4/10/19)...recorded 1 DNP-CD...missed 3 games due to left knee effusion (at MEM 11/19/18-vs. BOS 11/24/18) and 1 due to load management/right hand (vs. MEM 4/5/19). **2017-18:** Averaged 8.5 points, career-high 5.6 rebounds, 1.2 assists, career-high 0.9 steals and 21.2 minutes in career-high 79 games (career-high 24 starts) with DAL...shot 59.3% (255-430 FGs) from the field, career-high 33.3% (28-84 3FGs) from 3-point range and 71.9% (133-185 FTs) from the FT line...made 28 3-pointers in 2017-18, after he made 26 in his first 3 seasons combined...led DAL in dunks (96) and offensive rebounds (135)...as a starter, averaged 11.3 points, 7.5 rebounds, 1.7 assists and 26.4 minutes while shooting 61.3% (100-163 FGs) from the floor, 43.3% (13-30 3FGs) from deep and 72.2% (57-79 FTs) from the line (he started 24 games in 2017-18, after he started 5 in his first 3 seasons combined)...posted 5 double-doubles (all point/rebound) in 2017-18, after he had 5 in his previous 3 seasons combined...produced 3 20-point efforts in 2017-18, after he scored 20 just once in his previous 3 seasons...12 games with 15+ points...30 games with 10+ points...11 games with 10+ rebounds...1st double-double of season with 12 points (5-7 FGs, 2-4 FTs) and team-high 12 rebounds in 17 minutes vs. SA (12/12/17)...season-high 21 points (7-9 FGs, 2-2 3FGs, 5-5 FTs), including 12 in 2nd quarter, to go with team-high-tying 8 rebounds (5 OR) in 28 minutes vs. GS (1/3/18)...17 points (7-9 FGs, 3-3 FTs) and game-high 9 rebounds (4 OR) in 31 minutes at SAC (2/3/18)...18 points (7-9 FGs, 4-4 FTs), 6 rebounds and 2 steals in 31 minutes at GS (2/8/18)...19 points (8-12 FGs, 3-4 FTs), 7 rebounds and 2 steals in 23 minutes vs. LAL (2/10/18)...2nd double-double with 18 points (6-12 FGs, 6-6 FTs) and game-high 12 rebounds (5 OR) in 29 minutes at HOU (2/11/18)...18 points (6-9 FGs, 1-1 3FGs, 5-6 FTs), 6 rebounds and season-high 5 assists in 26 minutes vs. SAC (2/13/18)...he scored 18+ points in each of DAL's final 4 games leading up to the All-Star break (18 at GS 2/8/18, 19 vs. LAL 2/10/18, 18 at HOU 2/11/18, 18 vs. SAC 2/13/18)...3rd double-double with 10 points and career-high (game-high-tying) 14 rebounds in 33 minutes vs. IND (2/26/18)...season-high-tying 21 points (10-13 FGs, 1-6 FTs), including game-tying put-back layup at the buzzer to force OT, to go with 8 rebounds, 3 assists and 3 steals in season-high 37 minutes vs. OKC (2/28/18)...Powell scored 17+ points 6 times in DAL's 10 games during the month of February (and 10+ points in 8 of the team's 10 games during



the month), averaging 14.2 points (.618 FG%), 8.4 rebounds, 2.1 assists and 29.1 minutes in that stretch...4th double-double with 15 points (4-6 FGs, 7-8 FTs), game-high-tying 10 rebounds, 4 assists and 2 steals in 29 minutes vs. MEM (3/10/18)...team-high 20 points (9-11 FGs, 1-1 3FGs, 1-2 FTs) to go with 5 rebounds in 23 minutes vs. HOU (3/11/18)...team-high 18 points (7-10 FGs, 2-2 3FGs, 2-2 FTs), including 10 in 3rd quarter, to go with 5 rebounds in 29 minutes at BKN (3/17/18)...Powell went a perfect 6-for-6 (1.000) from 3-point range over a 5-game span from 3/11-3/20/18...5th double-double with 13 points (4-9 FGs, 2-5 3FGs, 3-6 FTs), team-high-tying 10 rebounds and 4 assists in 35 minutes at PHI (4/8/18)...recorded 1 DNP-CD...missed 2 games due to left knee bursitis (at SAC 3/27/18, at ORL 4/4/18). **2016-17:** Averaged 6.7 points, 4.0 rebounds, 0.8 steals and 17.3 minutes in 77 games (3 starts) with DAL...shot 51.5% (194-377 FGs) from the field, 28.4% (21-74 3FGs) from 3-point range and 75.9% (107-141 FTs) from the FT line...threw down a team-high 54 dunks...went 13-of-39 (.333) from 3-point range over his final 6 games of the season (after he went 8-of-35, .229, from deep in his first 71 games of the year)...2 double-doubles (both point/rebound)...1 game with 20+ points...3 games with 15+ points...10 games with 14+ points...24 games with 10+ points...2 games with 10+ rebounds...7 games with 3+ steals (5-2 record)...appeared in his 100th career game vs. HOU (10/28/16)...17 points (7-11 FGs, 3-4 FTs) and 7 rebounds (3 OR) in 28 minutes vs. CHI (12/3/16)...15 points (7-11 FGs, 1-3 FTs) and 7 rebounds (4 OR) in 32 minutes vs. CHA (12/5/16)...he scored 15+ points in consecutive games for the 1st time in his career on 12/3/16 and 12/5/16 (17 vs. CHI 12/3/16, 15 vs. CHA 12/5/16)...1st double-double of season (4th career) with 10 points (5-7 FGs), season-high (game-high) 13 rebounds and 2 blocks in 26 minutes at GS (12/30/16) (he had 10 points and 7 boards in the 4th quarter alone at GS 12/30/16)...2nd double-double with 10 points (4-9 FGs, 2-3 FTs) and team-high 10 rebounds (3 OR) in 21 minutes at TOR (3/13/17)...season-high (game-high-tying) 21 points (8-14 FGs, 4-8 3FGs, 1-3 FTs), including 10 in 4th quarter, to go with 5 rebounds and 2 steals in 32 minutes at PHO (4/9/17)...he connected on a season-high 4 3-pointers (4-8 3FGs) at PHO (4/9/17)...recorded 5 DNP-CDs. **2015-16:** Averaged 5.8 points, 4.0 rebounds and 14.4 minutes in 69 games (2 starts) with DAL...shot 49.3% (146-296 FGs) from the floor and 73.9% (105-142 FTs) from the charity stripe...3 double-doubles (all point/rebound)...3 games with 15+ points...recorded 18 double-figure scoring efforts, including 9 in DAL's first 14 games of the year...3 games with 10+ rebounds...recorded at least 8 points and 6 rebounds in each of DAL's first 10 games of the season (10/28-11/14/15), and at least 6 points and 6 boards in each of DAL's first 12 games of the year (10/28-11/18/15)...1st career double-double with 10 points (4-14 FGs, 2-2 FTs), 10 rebounds, 3 assists and 2 steals in 26 minutes vs. TOR (11/3/15)...15 points (7-9 FGs, 1-1 FTs) and 7 rebounds while recording a game-high plus-minus of +20 in 26 minutes vs. NO (11/7/15)...2nd double-double with 10 points (3-6 FGs, 4-4 FTs) and season-high 12 rebounds in 22 minutes vs. LAL (11/13/15)...3rd double-double with 13 points (4-9 FGs, 5-6 FTs), 10 rebounds, 2 steals and 2 blocks in 30 minutes at NO (1/6/16)...team-high 15 points (4-8 FGs, 2-3 3FGs, 5-5 FTs), including 10 in 4th quarter, in 16 minutes at SA (1/17/16)...was selected to play for the World Team in the 2016 BBVA Compass Rising Stars Challenge at All-Star Weekend, which took place in his hometown of Toronto...appeared off the bench for the World Team and recorded a double-double with 12 points (6-9 FGs), a game-high 11 rebounds (5 OR), 2 assists and 2 steals in 16 minutes (the U.S. Team defeated the World Team, 157-154)...in 1st career start, season-high 16 points (8-13 FGs), including 10 on 5-5 FGs in 4th quarter, to go with 7 rebounds and 2 steals in 30 minutes at DEN (3/28/16)...recorded 12 DNP-CDs...DND-Rest at WAS (12/6/15). **2014-15:** As a rookie, averaged 3.1 points, 1.7 rebounds and 8.1 minutes in 29 games with BOS and DAL...shot 46.3% (31-67 FGs) from the field and 75.8% (25-33 FTs) from the FT line...in 24 games with DAL, averaged 3.4 points and 2.0 rebounds in 9.5 minutes...2 games with 10+ points (both with DAL)...1 game with 10+ boards (with DAL)...also appeared in a total of 12 games (all starts) for the Celtics' and Mavericks' D-League affiliates, the Maine Red Claws and Texas Legends (4 for Maine, 8 for Texas)...averaged a combined 26.0 points, 9.8 rebounds, 2.7 assists and 1.1 blocks in 35.8 minutes in those 12 D-League contests...made NBA debut with the Celtics vs. CLE (11/14/14) and played 2 seconds...acquired by DAL with Rajon Rondo from BOS in exchange for Brandan Wright, Jae Crowder, Jameer Nelson, a 2015 first round pick and a 2016 second round selection (12/18/14)...made his Mavericks debut at PHO (12/23/14) and played 38 seconds...season-high 11 points (5-8 FGs, 1-2 FTs) to go with 5 rebounds, 2 assists and 1 block in 29 minutes at DEN (1/14/15)...6 points (3-3 FGs) and season-high 10 rebounds in 20 minutes at MIN (1/21/15)...10 points (2-2 FGs, 6-8 FTs), 6 rebounds, 2 assists and 1 block in 15 minutes at NO (1/25/15)...recorded 24 DNP-CDs (16 with DAL)...spent 25 games on the inactive list (15 with DAL).

#### PLAYOFF CAPSULE

Holds career playoff averages of 4.0 points, 3.0 rebounds and 11.2 minutes in 6 games with DAL. **2016:** Averaged 6.0 points, 4.3 rebounds, 1.0 assist and 16.0 minutes in 4 first round games vs. OKC...posted playoff highs of 16 points (6-7 FGs, 4-6 FTs), 9 rebounds, 3 assists and 28 minutes in Game 5 at OKC (4/25/16)...recorded 1 DNP-CD. **2015:** Appeared in 2 first round games vs. HOU and logged a total of 3 minutes...made his playoff debut in Game 2 at HOU (4/21/15) and played 2 minutes.

#### INTERNATIONAL CAPSULE

**SUMMER 2018:** Played in 2 games for the Canadian national team at the FIBA Basketball World Cup Americas Qualifiers and averaged 10.0 points and 6.0 rebounds in 17.5 minutes. **SUMMER 2015:** In 4 Marchand Cup games (Puerto Rico), averaged 8.3 points and 5.3 rebounds for the Canadian national team that won gold...in 9 games at the 2015 FIBA Americas Championship (Mexico), averaged 4.7 points and 3.1 rebounds for the Canadian national team that won bronze. **SUMMER 2014:** Played for the Canadian national team. **SUMMER 2013:** Represented Canada in the World University Games in Kazan (Russia). **SUMMER 2009:** Played for Team Canada at the Adidas Nations Tournament in Dallas.

#### COLLEGE CAPSULE

Played 4 years at Stanford, averaging 10.8 points, 6.3 rebounds, 1.8 assists, 0.9 steals, 0.9 blocks and 26.2 minutes in 136 games (107 starts)...earned All-Pac-12 First Team honors his junior and senior seasons (2013 and 2014)...Pac-12 Most Improved Player (2013)...NIT champion (2012)...Pac-10 All-Freshman Team (2011). **2013-14:** Started all 36 games as a senior, averaging 14.0 points, 6.9 rebounds, career-high 3.1 assists and career-best 1.3 steals in career-high 32.4 minutes...shot 46.2% (175-379 FGs) from the field...All-Pac-12 First Team honoree...NCAA All-South Regional Team selection...Pac-12 Scholar-Athlete of the Year...Pac-12 All-Academic Honorable Mention pick...Preseason Wooden Award candidate...Senior CLASS Award candidate...7 double-doubles (all point/rebound)...5 games with 20+ points...28 games with 10+ points...11 games with 5+ assists...led team in assists (112) and steals (47)...28 points (10-15 FGs, 1-1 3FGs, 7-10 FTs) vs. BYU (11/11/13)...20 points (8-16 FGs) against Houston (11/25/13)...20 points (7-12 FGs, 6-9 FTs), 9 rebounds and 6 assists against Pittsburgh (11/26/13)...double-double with 10 points and season-high 15 rebounds at Connecticut (12/18/13)...double-double with 17 points (11-15 FTs) and 10 rebounds vs. Washington (1/18/14)...double-double with 17 points and 13 boards at UCLA (1/23/14)...season-high-tying 28 points (8-19 FGs, 10-12 FTs) vs. Arizona State (2/1/14)...double-double with 22 points (11-14 FTs) and 11 rebounds at California (2/5/14). **2012-13:** As a junior, started all 34 games and averaged career-high (team-high) 14.9 points, career-best 8.4 rebounds, 2.1 assists and career-high 1.1 blocks in 30.4 minutes...set career highs for FG% (.467, 179-383 FGs), 3FG% (.455, 15-33 3FGs) and FT% (.796, 133-167 FTs)...NABC All-District Second Team selection...Pac-12 Most Improved





Player of the Year...All-Pac-12 First Team honoree...Pac-12 All-Academic Second Team recipient...NABC Honors Court selection...10 double-doubles...9 games with 20+ points...27 games with 10+ points...led team in scoring 13 times...scored 15+ points during the 2nd half of a game on 6 occasions...1 of 2 players ranked among Pac-12's top-12 in both scoring (11th) and rebounding (7th)...in season opener, 27 points against San Francisco (11/9/12)...22 points (7-11 FGs, 7-7 FTs) against Minnesota (11/24/12)...career-high 29 points (10-13 FGs, 9-11 FTs) against Denver (12/2/12)...23 points at NC State (12/18/12)...double-double with 24 points (10-11 FTs) and 10 boards at Arizona (2/6/13)...double-double with 22 points and 10 rebounds at Arizona State (2/9/13)...double-double with 17 points and career-high 17 rebounds against USC (2/14/13)...22 points in loss to UCLA (2/16/13)...double-double with 20 points and 11 rebounds at Oregon State (2/21/13)...23 points (11-18 FGs), 9 rebounds and 4 assists vs. Arizona State (3/13/13). **2011-12:** As a sophomore, averaged 5.8 points (.453 FG%, .705 FT%), 4.6 rebounds and 17.5 minutes in 35 games (11 starts)...during 5-game NIT title run, averaged 8.8 points and 5.8 rebounds while shooting 65.4% from the field and 70.5% (55-78 FTs) from the line...Pac-12 All-Academic Honorable Mention pick...6 games with 10+ points...led team in rebounding 8 times...double-double with 10 points and 11 rebounds in 38 minutes against Oregon State (1/7/11)...season-high 18 points (8-11 FGs) to go with 9 rebounds against Illinois State (3/19/12). **2010-11:** As a freshman, averaged 8.1 points, 5.2 rebounds and 24.4 minutes in 31 games (26 starts)...his 26 starts were 3rd-most all-time among Stanford freshmen...shot 47.1% from the field and 68.3% from the FT line...Pac-10 All-Freshman Team honoree...11 games with 10+ points...led team in rebounding 11 times...1st career double-double with 13 points (9-9 FTs) and 10 boards against DePaul (11/28/10)...20 points and 7 boards against California (1/2/11)...2nd double-double with 11 points and 11 boards against Oregon (2/26/11).

## PERSONAL CAPSULE

Son of Harlan Powell and Jacqueline Weir...originally from Toronto, made the move from Canada to Bradenton, Fla., where he prepped at IMG Academy for three years...during the summer of 2009, was one of two high school players invited to train with the Canadian national team...majored in Science, Technology & Society at Stanford...received the NBA Cares Community Assist Award for October 2018 in recognition of his efforts to support families battling cancer in the greater Dallas area...also named one of the 10 finalists for the 2018-19 season-long NBA Cares Community Assist Award...has participated in the NBA's Basketball Without Borders program, coaching at the event in 2017 (Bahamas) and 2018 (India)...on Twitter @DwightPowell33.

## REGULAR SEASON STATISTICS

YEAR	TEAM	GP	GS	MIN	AVG	FG	FGA	PCT	3FG	3FGA	PCT	FT	FTA	PCT	REBOUNDS		TOT	AVG	AST	PF	STL	TO	BLK	PTS	AVG
															OFF	DEF									
2014-15	BOS/DAL	29	0	236	8.1	31	67	.463	3	11	.273	25	33	.758	18	32	50	1.7	9	40	9	11	6	90	3.1
2015-16	DAL	69	2	992	14.4	146	296	.493	2	16	.125	105	142	.739	84	189	273	4.0	44	118	36	40	24	399	5.8
2016-17	DAL	77	3	1333	17.3	194	377	.515	21	74	.284	107	141	.759	93	213	306	4.0	49	135	61	34	39	516	6.7
2017-18	DAL	79	24	1672	21.2	255	430	.593	28	84	.333	133	185	.719	135	309	444	5.6	91	186	67	59	32	671	8.5
2018-19	DAL	77	22	1662	21.6	290	486	.597	39	127	.307	196	254	.772	140	271	411	5.3	112	201	44	67	50	815	10.6
TOTAL		331	51	5895	17.8	916	1656	.553	93	312	.298	566	755	.750	470	1014	1484	4.5	305	680	217	211	151	2491	7.5

## PLAYOFF STATISTICS

YEAR	TEAM	GP	GS	MIN	AVG	FG	FGA	PCT	3FG	3FGA	PCT	FT	FTA	PCT	REBOUNDS		TOT	AVG	AST	PF	STL	TO	BLK	PTS	AVG
															OFF	DEF									
2014-15	DAL	2	0	3	1.5	0	1	.000	0	0	---	0	0	---	0	1	1	0.5	1	1	0	0	0	0	0.0
2015-16	DAL	4	0	64	16.0	9	19	.474	0	1	.000	6	11	.545	9	8	17	4.3	4	5	1	1	0	24	6.0
TOTAL		6	0	67	11.2	9	20	.460	0	1	.000	6	11	.545	9	9	18	3.0	5	6	1	1	0	24	4.0



# #23 | JOSH REAVES

## PROFILE

**POSITION** GUARD

**BORN** 06/04/1997

**HEIGHT/WEIGHT** 6'4" | 214 LBS

**YEARS PRO** ROOKIE

**FROM** PENN STATE/USA





## CAREER TRANSACTIONS

Went undrafted in the 2019 NBA Draft...signed to a two-way contract by Dallas (7/29/19).

## PROFESSIONAL CAPSULE

**SUMMER 2019:** Averaged 12.6 points, 4.8 rebounds, 2.4 assists, 1.2 steals and 23.4 minutes in 5 games (2 starts) for Dallas at MGM Resorts NBA Summer League 2019 in Las Vegas.

## COLLEGE CAPSULE

Over his 4-year career at Penn State, averaged 8.9 points, 4.5 rebounds, 2.6 assists, 2.1 steals, 0.8 blocks and 28.8 minutes in 121 games (107 starts)...named the Big Ten Defensive Player of the Year in 2019, becoming just the 2nd Nittany Lion ever to win the award (Calvin Booth, 1998)...2-time Big Ten All-Defensive Team selection (2018, 2019)...finished 2nd on Penn State's career steals list with 250, which ranks 8th in Big Ten history...led the Big Ten in steals per game in 3 consecutive seasons from 2016-19 (2.1 spg in 2016-17, 2.2 spg in 2017-18, 2.5 spg in 2018-19), becoming the 1st player ever to accomplish the feat...also finished his career ranked 9th in Penn State history in blocks with 92...NIT champion (2018). **2018-19:** As a senior, averaged career-high-tying 10.6 points, 5.0 rebounds, 2.9 assists, career-high 2.5 steals, career-best 1.0 block and career-high 33.0 minutes in 32 games (all starts)...it was his 2nd straight season averaging at least 10 points, 5 rebounds, 2 assists and 2 steals per game (he averaged 10.6 ppg, 5.1 rpg, 3.1 apg and 2.2 spg as a junior in 2017-18)...led Penn State in assists (2.9 apg), and ranked 2nd on the team in blocks (1.0 bpg), and 3rd in scoring (10.6 ppg) and rebounding (5.0 rpg)...shot 42.6% (126-296 FGs) from the field...knocked down a career-high 47 3-pointers (47-of-132, .356), topping his previous high of 40 3s set the previous year...named the 2019 Big Ten Defensive Player of the Year, becoming the first Penn State player to receive the honor since Calvin Booth in 1998...earned All-Big Ten honorable mention...led the Big Ten and ranked 13th nationally in steals per game (2.5)...led the conference in steals per game for the 3rd year in a row, becoming the first player in Big Ten history to accomplish the feat...also named to the Big Ten All-Defensive Team for the 2nd consecutive season...tallied a career-high 80 thefts, leading the conference in total swipes for the 2nd straight year (74 in 2017-18)...his 80 steals in 2018-19 were 27 more than the next closest player on the Big Ten's list (Michigan's Zavier Simpson ranked 2nd in the league with 53)...also finished 1st or 2nd in the Big Ten in total steals for the 3rd year in a row (Reaves' 60 swipes as a sophomore ranked 2nd to Ethan Happ's 67 in 2016-17)...2 double-doubles (both point/rebound)...3 games with 20+ points...16 games with 10+ points...tallied a team-high 20 points (8-17 FGs, 4-7 3FGs) in a loss at Nebraska (1/19/19), a game in which Isaiah Roby had a game-high 22 points and a team-high 11 boards in for the Cornhuskers...netted a game-high-tying 20 points (9-15 FGs) to go with 4 rebounds and a season-high-tying 5 steals at Ohio State (2/7/19)...in final home game of college career, produced a career-high (game-high) 26 points (10-17 FGs), including a career-best 6 3-pointers (6-10 3FGs), to go with a season-high (game-high) 11 rebounds, a game-high 4 steals and 1 block in 36 minutes vs. Illinois (3/10/19)...named to the 2019 All-Portsmouth Invitational Tournament Team after averaging 14.3 points and 2.7 steals in 3 games. **2017-18:** As a junior, averaged career-high 10.6 points, career-high 5.1 rebounds, career-best 3.1 assists, 2.2 steals and 30.8 minutes in 34 games (32 starts)...helped the Nittany Lions win their 2nd NIT title in program history...shot career-high 48.7% (133-273 FGs) from the field, career-high 37.7% (40-106 3FGs) from 3-point range and 70.7% (53-75 FTs) from the FT line...named to the Big Ten All-Defensive Team with redshirt sophomore Mike Watkins, marking the 1st time in Penn State's history it had 2 All-Defensive Team honorees in the same season...led the Big Ten in total steals (74 – No. 10 nationally) and steals per game (2.2 – No. 15 nationally)...it was his 2nd straight season leading the conference in steals per game (2.1 spg in 2016-17)...2 double-doubles (both point/rebound)...20 games with 10+ points...1st career double-double with 10 points, career-high 13 rebounds, career-best 8 assists and 5 steals in win over Rider (12/22/17)...dunked game-winner vs. Ohio State in Big Ten Tournament (3/2/18)...2nd career double-double with season-high (game-high) 19 points (7-10 FGs, 4-6 3FGs) to go with 11 rebounds in NIT win vs. Temple (3/14/18)...18 points (5-9 FGs, 3-6 3FGs, 5-6 FTs), game-high 9 rebounds, 3 assists and 3 steals in NIT win at Notre Dame (3/17/18)...18 points (8-13 FGs, 1-3 3FGs, 1-1 FTs) and 6 rebounds in NIT championship game victory over Utah at Madison Square Garden (3/29/18)...averaged 13.4 points per game on 58.1% (17-30 FGs) shooting in the Nittany Lions' 5 NIT games. **2016-17:** As a sophomore, averaged 7.7 points, 4.0 rebounds, 2.1 assists, 2.1 steals and 27.1 minutes in 28 games (23 starts)...ranked 1st in the Big Ten and 16th nationally in steals per game (2.1)...shot 44.8% (81-181 FGs) from the floor, 32.2% (19-59 3FGs) from deep and 70.8% (34-48 FTs) from the charity stripe...2 games with 20+ points...6 games with 10+ points...22 points, 4 rebounds, 4 assists, 3 steals and 2 blocks in the Big Ten opener vs. Northwestern (12/27/16)...season-high 25 points (10-12 FGs, 3-4 3FGs, 2-2 FTs) to go with 5 rebounds, 5 assists, 2 steals and 1 block in 28 minutes in the conference regular-season finale at Iowa (3/5/17)...his 10 field goals vs. the Hawkeyes marked the highest total for a Nittany Lion in 2016-17. **2015-16:** As a freshman, averaged 6.1 points, 3.6 rebounds, 1.9 assists, 1.3 steals, 0.9 blocks and 23.0 minutes in 27 games (20 starts)...shot career-high 75.6% (31-41 FTs) from the FT line...finished 2nd on the team in steals (36) and blocks (23), and T-2nd in assists (50)...it was the only season in which he failed to lead Penn State in total steals and the Big Ten in steals per game...scored in double figures 5 times...season-high 13 points to go with 7 rebounds, 2 assists, 2 steals and season-high-tying 3 blocks in 36 minutes in 2OT win over Illinois (3/6/16).

## PERSONAL CAPSULE

Born June 4, 1997, in Fairfax, Va...full name is Joshua Alexander Reaves...son of Liset Reaves...older brother, Michael Reaves, was a defensive lineman at Shepherd University...played three seasons at Paul VI Catholic High School in Fairfax before transferring to the prestigious Oak Hill Academy (Mouth of Wilson, Va.) for his senior season...won a state championship in 2013-14 as a starter for Paul VI...named a 2014 All-Met and all-state selection after helping lead PVI to the Alhambra Catholic championship where it beat DeMatha...part of the 2014 WCAC champion and 2014 All-WCAC teams...2014 VISSA First Team all-state...amassed a record of 80-22 in his three years with PVI...as a senior for Oak Hill in 2014-15, helped lead the Warriors to a 47-1 record and the Dick's Sporting Goods National Championship Game, where they lost to Montverde Academy in the finals (their only loss of the season)...helped Oak Hill win the Bass Pro Shops Championship, where he posted 12 points, 5 rebounds, and 5 steals against his former school PVI in the second round.



# #9 | ISAIAH ROBY

## PROFILE

**POSITION** FORWARD

**BORN** 02/03/1998

**HEIGHT/WEIGHT** 6'8" | 230 LBS

**YEARS PRO** ROOKIE

**FROM** NEBRASKA/USA





## CAREER TRANSACTIONS

Selected by Detroit in the second round (45th overall pick) of the 2019 NBA Draft (6/20/19)...draft rights traded to Dallas along with two future second round picks in exchange for the draft rights to the 37th overall selection Deividas Sirvydis (6/26/19).

## PROFESSIONAL CAPSULE

**Summer 2019:** In 5 games (all starts) for Dallas at MGM Resorts NBA Summer League 2019 in Las Vegas, averaged 8.8 points, team-high 5.2 rebounds, 1.4 assists, 1.0 steal and team-high 1.2 blocks in 27.6 minutes per game.

## COLLEGE CAPSULE

In 3 seasons at Nebraska (2016-19), averaged 8.1 points, 5.5 rebounds, 1.5 assists, 1.6 blocks and 23.9 minutes in 97 games (52 starts)...led Nebraska in rebounding and blocks in each of his final 2 seasons at the school (6.3 rpg and 2.0 bpg as a sophomore in 2017-18; 6.9 rpg and 1.9 bpg as a junior in 2018-19)...ranked 3rd in the Big Ten in blocks (2.0 bpg) as a sophomore in 2017-18 and T-3rd in the conference in swats (1.9 bpg) as a junior in 2018-19...Big Ten Sportsmanship Award (2019)...Nebraska Scholar-Athlete Honor Roll (Spring 2017)...Tom Osborne Citizenship Team (2017, 2019). **2018-19:** As a junior, started all 35 games and averaged career highs for points (11.8 ppg), rebounds (6.9 rpg), assists (1.9 apg), steals (1.3 spg) and minutes (31.3 mpg)...led the Huskers in rebounding (6.9 rpg) and blocks (1.9 bpg) for the 2nd year in a row...finished T-3rd in the Big Ten in blocks (1.9 bpg)...shot 45.4% (148-326 FGs) from the field...made 28 3-pointers as a junior (28-of-84, .333), after he hit 21 in his first 2 seasons combined...posted 3 double-doubles, including 2 20-point/10-rebound efforts...5 games with 20+ points...19 games with 10+ points...3 games with 10+ rebounds...20 points, 8 rebounds, 3 assists and 2 blocks in 31 minutes vs. Cal State Fullerton (12/22/18)...game-high 22 points to go with team-high 11 rebounds (5 OR), 2 steals and game-high 4 blocks in 38 minutes in win over Josh Reaves' Penn State Nittany Lions (1/10/19)...game-high 20 points to go with team-high 14 rebounds, 2 steals and season-high (game-high) 5 blocks in 40 minutes vs. Maryland (2/6/19)...game-high 19 points to go with career-high (game-high) 16 rebounds, 2 steals and season-high-tying (game-high) 5 blocks vs. Northwestern (2/16/19)...23 points (9-12 FGs, 4-4 3FGs), 8 boards and game-high 3 blocks in 37 minutes vs. Iowa (3/10/19)...career-high (game-high) 28 points (9-12 FGs, 1-2 3FGs, 9-10 FTs) to go with game-high 8 rebounds and 2 steals in 40 minutes in win over Butler in the first round of the NIT (3/20/19). **2017-18:** As a sophomore, averaged 8.7 points, team-high 6.3 rebounds, 1.7 assists, career-high (team-high) 2.0 blocks and 24.0 minutes in 32 games (13 starts)...shot career-high (team-high) 56.5% (95-168 FGs) from the field and career-high 40.5% (17-42 3FGs) from 3-point range...shot a 72.4% (71-98 FTs) clip from the FT line...led the Cornhuskers in rebounding (6.3 rpg), blocks (2.0 bpg) and FG% (.565)...ranked 3rd in the Big Ten (43rd in Division I) in blocks per game (2.0)...finished 4th in the conference in total blocks, as his 63 blocks were the most by a Husker since 2001...joined Ohio State's Keita Bates-Diop as the only Big Ten players to total at least 50 blocks and 50 assists in 2017-18...led NU with 4 double-doubles...16 games with 10+ points...in season opener, 11 points, season-high 13 rebounds and career-high 6 blocks in win vs. Eastern Illinois (11/11/17)...scored in double figures in each of his final 8 games, averaging 13.0 points (.630 FG%), 8.8 rebounds and 2.6 blocks in that span (2/6-3/14/18)...season-high 19 points (8-10 FGs, 1-2 3FGs, 2-2 FTs) to go with 8 rebounds and 5 blocks in win at Minnesota (2/6/18)...followed up his season-best 19-point performance by recording a double-double in each of his next 3 games – 10 points and 11 rebounds vs. Rutgers (2/10/18), 11 points and 10 rebounds vs. Maryland (2/13/18), 14 points and 10 boards at Illinois (2/18/18)...led the Huskers in scoring (16), rebounds (7) and blocks (5) in the Big Ten Tournament against Michigan (3/2/18)...finished 2 boards shy of a double-double (10 points and 8 rebounds) in the NIT at Mississippi State (3/14/18). **2016-17:** As a freshman, averaged 3.1 points, 2.9 rebounds and 15.2 minutes in 30 games (4 starts)...ranked 3rd on the team with 25 blocks, the 5th-highest total by a Husker freshman...keyed NU's win at No. 16 Indiana (12/28/16) with 8 points, 6 rebounds and 3 assists in 21 minutes, highlighted by a dunk featured on SportsCenter's top-10 plays of the day...season-high 10 points vs. Michigan (3/5/17).

## PERSONAL CAPSULE

Born Feb. 3, 1998, in Dixon, Ill....son of Danielle and Roderick Roby...has four brothers, Donovan, Ellis, Drew and Kordae...attended Dixon High School, finishing his career as the school's No. 2 all-time leading scorer with 1,328 points while setting school records in both rebounds (939) and blocked shots (327)...joined a team that finished its previous season with a 1-28 record, but led Dixon to a combined 76-13 mark in his final three seasons at the school...as a senior, averaged 19.7 points, 10.5 rebounds, 5.5 assists and 3.9 blocks per game to lead Dixon to a 25-4 record...in addition to his basketball exploits, was also a high school high jumper who placed fourth in the high jump in the Illinois Class 2A meet in 2016...has a 7-1 wingspan...is active with the Make-A-Wish Foundation...on Twitter @robby\_isaiah.



# #55 | DELON WRIGHT

## PROFILE

**POSITION** GUARD

**BORN** 04/26/1992

**HEIGHT/WEIGHT** 6'5" | 185 LBS

**YEARS PRO** 4 YEARS

**FROM** UTAH/USA

## CAREER HIGHS

### REGULAR SEASON


PTS	26	AT DALLAS	4/5/19
FGM	10	AT DALLAS	4/5/19
FGA	19	AT DALLAS	4/5/19
3FGM	5	AT PHILADELPHIA	1/15/18
3FGA	7	VS. DALLAS	3/16/18
FTM	7	2 TIMES	
FTA	10	AT L.A. CLIPPERS	3/31/19
OR	4	AT WASHINGTON	1/13/19
DR	13	VS. DALLAS	4/7/19
REB	13	2 TIMES	
AST	14	AT DALLAS	4/5/19
BLK	4	AT WASHINGTON	3/3/17
STL	5	AT PHOENIX	3/30/19
MIN	42	2 TIMES	

### PLAYOFFS

PTS	18	2 TIMES	
FGM	7	VS. WASHINGTON	4/14/18
FGA	10	2 TIMES	
3FGM	3	VS. WASHINGTON	4/14/18
3FGA	4	2 TIMES	
FTM	5	AT CLEVELAND	5/17/16
FTA	6	AT CLEVELAND	5/17/16
OR	2	2 TIMES	
DR	5	VS. WASHINGTON	4/25/18
REB	6	AT MILWAUKEE	4/20/17
AST	5	AT WASHINGTON	4/22/18
BLK	2	2 TIMES	
STL	4	AT WASHINGTON	4/27/18
MIN	27	3 TIMES	

### 2018-19

PTS	26	AT DALLAS	4/5/19
FGM	10	AT DALLAS	4/5/19
FGA	19	AT DALLAS	4/5/19
3FGM	3	VS. GOLDEN STATE	4/10/19
3FGA	6	AT DALLAS	4/5/19
FTM	7	AT DETROIT	4/9/19
FTA	10	AT L.A. CLIPPERS	3/31/19
OR	4	AT WASHINGTON	1/13/19
DR	13	VS. DALLAS	4/7/19
REB	13	VS. DALLAS	4/7/19
AST	14	AT DALLAS	4/5/19
BLK	2	4 TIMES	
STL	5	AT PHOENIX	3/30/19
MIN	42	2 TIMES	





## CAREER TRANSACTIONS

Selected by Toronto in the first round (20th overall pick) of the 2015 NBA Draft...traded by Toronto with C.J. Miles, Jonas Valanciunas and a future second round pick to Memphis in exchange for Marc Gasol (2/7/19)...signed by Memphis (7/8/19)...traded by Memphis to Dallas in exchange for two future second round picks and the draft rights to Satnam Singh (7/8/19).

## PROFESSIONAL CAPSULE

Holds averages of 7.4 points, 2.8 rebounds, 2.7 assists, 1.0 steal and 19.2 minutes in 198 career games (18 starts) with Toronto and Memphis...has shot 44.5% (528-1,186 FGs) from the field, 33.2% (121-364 3FGs) from 3-point range and 79.6% (284-357 FTs) from the FT line...recorded his 1st 3 career triple-doubles over his final 4 games with Memphis in 2018-19 (4/5-4/10/19)...has produced 5 career double-doubles (4 with MEM, 1 with TOR).

## SEASON HIGHLIGHTS

**2018-19:** Averaged career highs for points (8.7), rebounds (3.5), assists (3.3), steals (1.2) and minutes (22.7) in career-high 75 games (career-best 13 starts) with TOR and MEM...shot 43.4% (242-558 FGs) from the field and 79.3% (119-150 FTs) from the FT line...in 49 games (2 starts) with TOR, averaged 6.9 points, 2.6 rebounds and 2.2 assists in 18.3 minutes...in 26 games (11 starts) with MEM, averaged 12.2 points, 5.4 rebounds, 5.3 assists and 1.6 steals in 30.8 minutes...3 triple-doubles (all with MEM; Grizzlies went 2-1 in those games)...4 double-doubles (all with MEM; Grizzlies went 3-1 in those games)...2 games with 25+ points (both with MEM; Grizzlies went 2-0 in those games)...4 games with 20+ points (all with MEM)...30 games with 10+ points (18 with MEM)...4 games with 10+ assists (all with MEM; Grizzlies went 3-1 in those games)...3 games with 10+ rebounds (all with MEM; Grizzlies went 2-1 in those games)...25 points (9-13 FGs, 1-2 3FGs, 6-7 FTs) in 26 minutes in win vs. POR (3/5/19)...1st double-double of season (2nd career) with 18 points (8-14 FGs, 2-3 FTs), 13 assists and 4 steals in 35 minutes in victory vs. OKC (3/25/19)...20 points (6-12 FGs, 2-4 3FGs, 6-10 FTs), 8 rebounds, 4 assists and 3 steals in 35 minutes at LAC (3/31/19)...1st career triple-double with career-high 26 points (10-19 FGs, 2-6 3FGs, 4-5 FTs) to go with 10 rebounds, career-high 14 assists and 2 steals in 39 minutes in win at DAL (4/5/19)...2nd straight triple-double with 20 points (8-17 FGs, 1-5 3FGs, 3-4 FTs), career-high-tying 13 rebounds and 12 assists in career-high-tying 42 minutes vs. DAL (4/7/19)...3rd triple-double (3rd in final 4 games) with 13 points, 11 rebounds, 11 assists and 3 steals in 37 minutes in victory vs. GS (4/10/19)...over his final 4 games (all starts), Wright averaged 18.5 points (.472 FG%, .333 3FG%, .857 FT%), 10.8 rebounds, 9.8 assists and 1.5 steals in 38.8 minutes (4/5-4/10/19)...he scored in double figures in 15 of the Grizzlies' final 18 games of the season, averaging 13.9 points, 5.7 rebounds, 6.3 assists, 1.9 steals and 32.6 minutes in that stretch (3/3-4/10/19)...he also scored 10+ points in each of his final 7 games of the season (3/30-4/10/19), marking a new career-best double-figure scoring streak...over those final 7 games (6 starts), he averaged 16.6 points (.469 FG%, .370 3FG%, .732 FT%), 8.3 rebounds, 7.4 assists, 2.1 steals and 0.9 blocks in 35.5 minutes. **2017-18:** Averaged 8.0 points, 2.9 rebounds, 2.9 assists and 20.8 minutes in 69 games (4 starts) with TOR...shot 46.5% (201-432 FGs) from the field, 36.6% (56-153 3FGs) from 3-point range and career-high 82.9% (97-117 FTs) from the charity stripe...1 double-double (1st of career)...2 games with 20+ points...26 games with 10+ points...led the team in scoring once, rebounds 4 times and in assists 8 times...paced the bench in scoring in 15 games...averaged 9.5 points, 4.0 rebounds, 4.0 assists and 27.5 minutes as a starter...1st career double-double with season-high 25 points (10-15 FGs, 4-5 3FGs, 1-1 FTs) to go with career-high 13 rebounds, 5 assists and season-high 4 steals in 30 minutes in win at CHI (1/3/18)...topped the reserves with 20 points (7-11 FGs, 5-6 3FGs, 1-2 FTs) in 20 minutes at PHI (1/15/18)...missed 12 games (11/17-12/13/17) with a right shoulder injury, which he suffered in the 2nd quarter at NO (11/15/17). **2016-17:** Averaged 5.6 points, 1.8 rebounds, 2.1 assists and 16.5 minutes in 27 games with TOR...missed 41 games (10/26/16-1/17/17) following right shoulder surgery...shot 42.2% (49-116 FGs) from the floor, 33.3% (10-30 3FGs) from beyond the arc and 76.4% (42-55 FTs) from the FT line...7 games with 10+ points (TOR was 5-2 when he scored in double figures)...led the team in assists 5 times and bench in scoring on 6 occasions...scored in double figures in season-high 3 consecutive games (3/11-3/16/17), averaging 11.3 points per game in that span...season-high 13 points to go with 3 rebounds, 3 assists and 3 steals at MIA (3/11/17)...season high-tying 13 points to go with season-best 7 rebounds, 3 assists and 2 steals at MIA (3/23/17)...also appeared in 5 games for TOR's G-League team, Raptors 905, and averaged 12.6 points, 2.8 rebounds, 5.2 assists and 1.8 steals in 30.2 minutes...inactive for 40 games, DND 8 times and recorded 7 DNP-CDs. **2015-16:** As a rookie with TOR, averaged 3.8 points, 1.4 rebounds, 1.1 assists and 8.5 minutes in 27 games (1 start)...4 games with 10+ points...averaged 14.3 points, 4.3 assists and 26.7 minutes in 4 April outings...season-best 19 points (6-10 FGs, 1-2 3FGs, 6-8 FTs) to go with 4 rebounds vs. IND (4/8/16)...in 1st career start, 18 points to go with 5 rebounds, season-high 7 assists and season-best 2 blocks in season-high 37 minutes at BKN (4/13/16)...also played in 15 games for TOR's G-League affiliate, Raptors 905, and averaged 17.7 points, 5.0 rebounds, 6.5 assists and 1.6 steals in 35.7 minutes...inactive for 12 games...recorded 43 DNP-CDs.

## PLAYOFF CAPSULE

Has averaged 4.5 points, 1.4 rebounds, 1.4 assists and 12.4 minutes in 28 career playoff games with TOR...has shot 45.3% (43-95 FGs) from the floor, 39.3% (11-28 3FGs) from 3-point range and 77.8% (28-36 FTs) from the FT line in the postseason. **2018:** Averaged playoff career highs for points (8.6), rebounds (2.2), assists (2.3), steals (1.5) and minutes (21.5) in 10 games...also set playoff career highs for 3FG% (.429, 9-of-21) and FT% (.938, 15-of-16)...shot 45.6% (31-68 FGs) from the field...scored in double digits 4 times, including 3 times in the first round series vs. WAS...playoff career-high 18 points in Game 1 vs. WAS (4/14/18)...matched a postseason career-high with 18 points in Game 5 vs. WAS (4/25/18)...inactive for 13 games. **2017:** Averaged 2.8 points, 1.4 rebounds, 1.4 assists and 10.2 minutes in 9 games...13 points, 6 rebounds and 2 assists in Game 3 at MIL (4/20/17). **2016:** Averaged 1.6 points and 4.6 minutes in 9 games.

## COLLEGE CAPSULE

Played his final 2 college seasons at Utah (2013-15) after transferring from City College of San Francisco (2011-13)...in 68 career games (all starts) for the Utes, averaged 15.0 points, 5.8 rebounds, 5.2 assists, 2.3 steals and 1.1 blocks in 34.8 minutes...finished his career with 1,022 points, 397 rebounds, 352 assists, 155 steals and 77 blocks...shot 53.5% (339-634 FGs) from the floor and 81.4% (306-376 FTs) from the line...recipient of the 2015 Bob Cousy Award, given to the nation's top point guard...earned All-Pac 12 First Team and Pac 12 All-Defensive Team honors in both of his seasons with the Utes (2014, 2015)...finished 3rd on Utah's all-time steals list (155) despite playing only 2 seasons...his 82 thefts in 2013-14 marked the 2nd-highest single-season total in Utes history (Andre Miller - 84, 1998-99), while his 73 swipes in 2014-15 were tied for the 3rd-most (Miller - 73, 1997-98)...also finished 2nd in school history in minutes average (34.8), 4th in assists average (5.2) and 10th in FT% (.814)...scored in double figures in 61 of 68 games for the Utes, including 15 20-point performances...recipient of the prestigious Tom Hansen Conference Medal awarded to each Pac-12 member institution's outstanding senior male and female student-athlete based on the greatest combination of scholarship, athletics and



leadership. **2014-15:** As a senior at Utah, averaged 14.5 points, 4.9 rebounds, 5.1 assists, 2.1 steals, 1.0 block and 33.3 minutes in 35 games (all starts)...became the 1st Utah player (as well as the 1st Pac-12 player) to win the Bob Cousy Award, given to the nation's top point guard, since it was first handed out in 2003-04...took home First Team All-Pac-12 and All-Pac-12 Defensive Team honors for the 2nd year in a row...earned a spot on the John R. Wooden All-American Team...named a Sporting News All-American, as well as an AP, USBWA and NABC Second Team All-American...also garnered USBWA District VIII Player of the Year honors...ranked 2nd in the Pac-12 in assist-to-turnover ratio, 3rd in assists and steals per game, 6th in FT% and 10th in scoring average...helped the Utes reach the Sweet 16 of the NCAA Tournament for the first time since 2005, where they lost to the eventual champion Duke Blue Devils...named the Pac-12 Player of the Week for games played from 12/8-12/14/14, averaging 20.5 points and 8.0 rebounds in 2 games...recorded 3 double-doubles (2 point/assist, 1 point/rebound)...scored 20+ points 7 times, including a season-high 24 points vs. Alabama State (11/29/14). **2013-14:** As a junior at Utah, averaged 15.5 points, 6.8 rebounds, 5.3 assists, 2.5 steals, 1.3 blocks and 36.4 minutes in 33 games (all starts) en route to earning First Team All-Pac-12 and Pac-12 All-Defensive Team honors...shot 56.1% (174-301 FGs) from the field and 79.3% (153-193 FTs) from the FT line...produced 5 double-doubles (3 point/rebound, 2 point/assist)...scored 20+ points 8 times (Utah went 6-2 in those games), including a career-high 27 points at Washington (1/8/14)...finished in the top 10 in the conference in scoring (7th at 16.9 ppg), assists (3rd at 4.9 apg), steals (1st at 2.6 spg), blocks (6th at 1.3 bpg), FG% (3rd at .561) and FT% (9th at .805) while also averaging 6.8 rebounds despite playing the guard position. **2011-13:** Played 2 seasons at City College of San Francisco (2011-13), where he was a 2-time Coast Conference Player of the Year...led the Rams to the Coast Conference North Division Title with a 27-3 record...averaged approximately 10 points, 8 rebounds and 4 steals per game while leading the Rams in assists, steals and blocks.

PERSONAL CAPSULE

Full name is Delon Reginald Wright...son of Ray and Stacy Wright...older brother, Dorell Wright, played 11 NBA seasons with Miami, Golden State, Philadelphia and Portland from 2004-15 and was a member of the Heat's 2006 NBA championship team (Dorell still plays professionally in Europe)...wore No. 1 growing up, the same number his brother donned for the majority of his NBA career...made the switch to No. 55 at City College of San Francisco because the school didn't believe in anyone wearing No. 1 (and 55 was the highest number given out)...went on to wear No. 55 at the University of Utah and in the NBA for the Raptors...sported No. 2 during his stint with Memphis in 2018-19 after he was traded there midseason (Joakim Noah already had No. 55)...born and raised in Los Angeles...attended Leuzinger High School (Lawndale, Calif.), the same school that produced Rockets guard Russell Westbrook and his brother, Dorell...as a senior, led Leuzinger to the California State Championship and was named the CIF Southern Section Div. 1A Player of the Year...on Twitter @delonwright.

REGULAR SEASON STATISTICS

YEAR	TEAM	GP	GS	MIN	AVG	FG	FGA	PCT	3FG	3FGA	PCT	FT	FTA	PCT	REBOUNDS		TOT	AVG	AST	PF	STL	TO	BLK	PTS	AVG
															OFF	DEF									
2015-16	TOR	27	1	229	8.5	36	80	.450	5	13	.385	26	35	.743	8	29	37	1.4	31	7	8	16	3	103	3.8
2016-17	TOR	27	0	446	16.5	49	116	.422	10	30	.333	42	55	.764	16	32	48	1.8	57	31	27	25	11	150	5.6
2017-18	TOR	69	4	1433	20.8	201	432	.465	56	153	.366	97	117	.829	45	153	198	2.9	200	81	72	78	33	555	8.0
2018-19	TOR/MEM	75	13	1699	22.7	242	558	.434	50	168	.298	119	150	.793	68	198	266	3.5	248	103	88	77	30	653	8.7
TOTAL		198	18	3807	19.2	528	1186	.445	121	364	.332	284	357	.796	137	412	549	2.8	536	222	195	196	77	1461	7.4

PLAYOFF STATISTICS

YEAR	TEAM	GP	GS	MIN	AVG	FG	FGA	PCT	3FG	3FGA	PCT	FT	FTA	PCT	REBOUNDS		TOT	AVG	AST	PF	STL	TO	BLK	PTS	AVG
															OFF	DEF									
2015-16	TOR	9	0	41	4.6	3	10	.300	0	1	.000	8	13	.615	1	3	4	0.4	3	2	3	2	0	14	1.6
2016-17	TOR	9	0	92	10.2	9	17	.529	2	6	.333	5	7	.714	4	9	13	1.4	13	4	4	5	1	25	2.8
2017-18	TOR	10	0	215	21.5	31	68	.456	9	21	.429	15	16	.938	3	19	22	2.2	23	10	15	9	9	86	8.6
TOTAL		28	0	348	12.4	43	95	.453	11	28	.393	28	36	.778	8	31	39	1.4	39	16	22	16	10	125	4.5





[CONTENT](#)

[THE ORGANIZATION](#)

[PLAYERS](#)

[THE NBA](#)

[HISTORY](#)

[RECORDS](#)


[PLAYOFFS](#)

[MEDIA](#)

[REVIEW](#)

# THE NBA

[NBA OFFICES](#)  
[OPPONENTS](#)  
[G LEAGUE](#)





# NBA OFFICES

NATIONAL BASKETBALL ASSOCIATION  
 NBA ENTERTAINMENT  
 WOMEN'S NATIONAL BASKETBALL ASSOCIATION  
 NBA G LEAGUE  
 NBA 2K LEAGUE

## NORTH AMERICAN OFFICES

### NEW YORK

Olympic Tower  
 645 Fifth Avenue  
 New York, NY 10022  
 Tel: 212-407-8000  
 Fax: 212-832-3861

### NEW JERSEY

100 Plaza Drive  
 Secaucus, NJ 07094  
 Tel: 201-865-1500  
 Fax: 201-974-5973

## INTERNATIONAL OFFICES

### AFRICA

9th Floor GreenPark Corner  
 3 Lower Road Morningside 2196  
 Johannesburg, South Africa  
 Tel: +27-100-072-668

### ASIA/PACIFIC

#### CHINA-BEIJING

19th Floor, Office Tower 2  
 China Central Place  
 No. 79 Jianguo Road  
 Chaoyang District  
 Beijing, China 100025  
 Tel: +86-10-5200-8200  
 Fax: +86-10-5200-8202

#### CHINA-SHANGHAI

Unit 2703-2708, 27F, Tower 2 Plaza 66  
 1266 Nanjing West Road  
 Jing An District  
 Shanghai, China 200040  
 Tel: +86-21-6137-2200  
 Fax: +86-21-6288-9920

#### HONG KONG

Room 3101, Lee Gardens One  
 33 Hysan Avenue  
 Causeway Bay, Hong Kong  
 Tel: +852-2843-9600  
 Fax: +852-2536-4808

### PHILIPPINES

Unit 1701, World Plaza Building  
 5th Avenue Corner 30th Street  
 Bonifacio Global City  
 Taguig, 1634 Philippines  
 Jandric Lim, Communications  
 Cell: +632-866-8205

### TAIWAN

Suite 1303, No. 88, Section 2  
 Chung Hsiao East Road  
 Taipei, Taiwan ROC 100  
 Tel: +886-2-2397-8000  
 Fax: +886-2-2358-1098

### CANADA

50 Bay Street, Suite 1402  
 Toronto, Ontario Canada M5J 3A5  
 Tel: 416-682-2000  
 Fax: 416-364-0205

## EUROPE & THE MIDDLE EAST

### LONDON

Endeavour House  
 189 Shaftesbury Avenue  
 London, United Kingdom WC2H 8JR  
 Tel: +44-20-7420-8900

### SPAIN

Leganitos Street 6th Floor  
 28013 Madrid, Spain  
 Ignasi Castello, Communications  
 Tel: +34-912-153-573

### INDIA

Tower 1, 10th Floor  
 Indiabulls Finance Center  
 Senapati Bapat Marg  
 Mumbai Maharashtra 400013  
 Tel: +91-22-6124-6100

## LATIN AMERICA

### BRAZIL

Av Borges de Medeiros, 633  
 Sala 301 - Leblon  
 Rio de Janeiro, RJ, Brazil 22430-041  
 Tel: +55-21-3206-6400  
 Fax: +55-21-2586-6001

### MEXICO

Av. Prolongacion Paseo de la Reforma  
 No. 1236, Piso 6  
 Planta Baja Desarrollo Santa Fe  
 Cuajimalpa de Morelos, Ciudad de  
 Mexico 05348  
 Tel: +52-55-9171-7700



## NBA SPORTS COMMUNICATIONS GROUP

Michael Bass | Chief Communications Officer (mbass@nba.com)

Tim Frank | Senior Vice President, League Operations Communications (tfrank@nba.com)

John Acunto | Vice President, Corporate & International Communications (jacunto@nba.com)

Maureen Coyle | Vice President, Media Operations & Event Management (mcoyle@nba.com)

Mark Broussard | Senior Director, Team Communications & Media Operations (mbroussard@nba.com)

Jim LaBumbard | Senior Director, Team & Basketball Communications (jlabumbard@nba.com)

## 2019-2020 NBA KEY DATES

July 1-6	Moratorium Period (ends at noon ET on July 6)
July 1-3	California Classic (Sacramento, CA)
July 1-3	Salt Lake City Summer League (Salt Lake City, UT)
July 5-15	MGM Resorts NBA Summer League (Las Vegas, NV)
July 6	NBA Team may begin signing free agents to contracts (noon ET)
September 6	Naismith Memorial Basketball Hall of Fame Enshrinement (Springfield, MA)
September 27	First allowable date for players participating in preseason games outside North America to report to their teams (no earlier than 11 a.m. local time)
September 28	Training Camps open for all teams participating in preseason games outside North America
September 30	First allowable date for all other veteran players to report to their teams (no earlier than 11 a.m. local time)
September 30	NBA Preseason games begin
October 1	Training Camps open for all other teams
October 4	NBA India Games, Indiana Pacers vs. Sacramento Kings (Mumbai)
October 5	NBA India Games, Indiana Pacers vs. Sacramento Kings (Mumbai)
October 8	NBA Japan Games, Houston Rockets vs. Toronto Raptors (Tokyo)
October 10	NBA Japan Games, Houston Rockets vs. Toronto Raptors (Tokyo)
October 10	NBA China Games 2019, Brooklyn Nets vs. Los Angeles Lakers (Shanghai)
October 12	NBA China Games 2019, Brooklyn Nets vs. Los Angeles Lakers (Shenzhen)
October 17	NBA Canada Series 2019, Dallas Mavericks vs. L.A. Clippers (Vancouver)
October 18	NBA Preseason ends
October 21	Rosters set for NBA Opening Day (5 p.m. ET)
October 22	Start of the 2019-20 NBA Regular Season (NBA Tip-Off 2019)
December 12	NBA Mexico City Games 2019, Dallas Mavericks vs. Detroit Pistons (Mexico City)
December 14	NBA Mexico City Games 2019, San Antonio Spurs vs. Phoenix Suns (Mexico City)
January 5	10-day contracts may now be signed
January 10	All contracts are guaranteed for the remainder of the season
January 15	Last day to sign NBA Two-Way contracts
January 24	NBA Paris Game 2020, Charlotte Hornets vs. Milwaukee Bucks (Paris)
February 6	NBA Trade Deadline (3 p.m. ET)
February 14-16	NBA All-Star 2020 (Chicago, IL)
March 1	Playoff Eligibility Waiver Deadline
April 15-18	Portsmouth Invitational Tournament (Portsmouth, VA)
April 15	Regular Season ends
April 17	Rosters set for NBA Playoffs 2020 (3 p.m. ET)
April 18	NBA Playoffs 2020 begin
April 26	NBA Early Entry Eligibility Deadline (11:59 p.m. ET)
May 4-5	Conference Semifinals begin (possible move up to May 2-3)
May 19	NBA Draft Lottery 2020 (Chicago)
May 19-20	Conference Finals begin (possible move up to May 17-18)
May 21-24	NBA Draft Combine 2020 (Chicago)
June 4	NBA Finals 2020 begin
June 15	NBA Draft Early Entry Entrant Withdrawal Deadline (5 p.m. ET)
June 21	The Finals 2020 latest possible date
June 25	NBA Draft 2020





Date	Site	W/L	Score	Date	Site	W/L	Score	Date	Site	W/L	Score	Date	Site	W/L	Score
12/6/80	ATL	L	104-110	11/14/92	DAL	W	113-105	12/22/04	ATL	L	100-113	10/18/17	DAL	L	111-117
2/6/81	DAL	L	98-100	3/23/93	ATL	L	107-125	11/17/05	DAL	W	87-78	12/23/17	ATL	L	107-112
1/26/82	ATL	W	90-88	1/14/94	ATL	L	96-113	3/25/06	ATL	W	98-83	10/24/18	ATL	L	104-111
3/27/82	DAL	L	85-96	1/31/94	DAL	L	85-90	2/26/07	DAL	W	110-87	12/12/18	DAL	W	114-107
1/7/83	ATL	L	102-110	2/17/95	DAL	L	90-110	3/25/07	ATL	W	104-97				
2/19/83	DAL	W	122-100	2/23/95	ATL	L	92-110	11/2/07	ATL	L	94-101				
12/27/83	ATL	L	109-112	11/11/95	DAL	L	100-113	12/29/07	DAL	W	97-84				
3/21/84	DAL	W	102-101	12/1/96	ATL	W	106-98	12/6/08	DAL	W	100-98				
11/8/84	DAL	W	112-105*	12/17/97	DAL	L	73-109	3/19/09	ATL	L	87-95				
2/5/85	N.O.	W	112-103	3/21/97	ATL	L	72-93	12/5/09	DAL	L	75-80				
12/19/85	ATL	W	120-108	12/2/97	DAL	L	79-112	2/26/10	ATL	W	111-103				
3/21/86	DAL	L	103-107	1/14/98	ATL	L	82-108	11/20/10	ATL	W	98-93				
3/13/87	DAL	L	105-113	2/23/99	DAL	W	89-85	1/29/11	DAL	W	102-91				
3/26/87	ATL	L	112-120	1/8/00	DAL	W	95-85	4/26/12	ATL	L	89-106				
1/16/88	DAL	L	98-101	3/19/00	ATL	W	89-85	2/11/13	DAL	L	101-105				
3/29/88	ATL	L	106-120	2/5/01	ATL	W	91-81	3/18/13	ATL	W	127-113				
11/25/88	DAL	W	100-95	4/4/01	DAL	W	108-94	10/30/13	DAL	W	118-109				
2/27/89	ATL	L	83-105	12/29/01	DAL	W	113-97	11/29/13	ATL	L	87-88				
12/27/89	DAL	W	114-101	1/15/02	ATL	W	116-107	12/22/14	DAL	L	102-105				
3/19/90	ATL	W	117-110	1/8/03	ATL	W	117-99	2/25/15	ATL	L	87-104				
2/23/91	ATL	L	107-122	2/18/03	DAL	W	105-79	12/9/15	DAL	L	95-98				
3/15/91	DAL	L	117-127	2/9/04	ATL	L	96-102	2/1/16	ATL	L	97-112				
12/3/91	DAL	L	99-103	3/17/04	DAL	L	110-111	1/7/17	DAL	L	82-97				
1/9/92	ATL	L	108-124	12/18/04	DAL	W	90-68	3/1/17	ATL	L	95-100				

\* overtime

## SERIES INFORMATION & NOTES

**Overall Series** Atlanta leads 43-33

**Games in Dallas** Series tied 19-19

**American Airlines Center** Dallas leads 10-7

**Reunion Arena** Atlanta 12-9

**Games in Atlanta** Atlanta leads 24-14

**Current Series Streak** Dallas won last game

**in Dallas** Dallas won last game

**in Atlanta** Atlanta won last six

### DALLAS

**Last Home Win** 114-107 (12/12/18)

**Last Road Win** 127-113 (3/18/13)

**Largest Margin of Victory** 26 (105-79, 2/18/03)

**High Point Total** 127 (3/18/13)

**Low Point Total** 72 (3/21/97)

### ATLANTA

**Last Home Win** 111-104 (10/24/18)

**Last Road Win** 117-111 (10/18/17)

**Largest Margin of Victory** 36 (109-73, 12/17/96)

**High Point Total** 127 (3/15/91)

**Low Point Total** 68 (12/18/04)

### Series scoring record vs Atlanta

Dirk Nowitzki (40 on 1/15/02)

### Series scoring record vs Dallas

Jason Terry (46 on 1/15/02)

The Mavericks snapped a 10-game losing streak against the Hawks with a 114-107 victory at home on 12/12/18...Dallas' Luka Dončić and Atlanta's Trae Young, who were traded for one another on the night of the 2018 NBA Draft, finished first and second, respectively, in voting for the 2018-19 NBA Rookie the Year Award...Dennis Smith Jr. tallied 16 points and 10 assists in Dallas' 2017-18 season opener against Atlanta on 10/18/17, becoming the youngest player in NBA history (19 years, 327 days) to record a point-assist double-double in his NBA debut...Don Nelson earned his 1,000th victory on 12/29/01, joining former Hawks coach Lenny Wilkens and Pat Riley as the only coaches in the 1,000-win club...on 1/15/02, Jason Terry tallied a career-high 46 points for the Hawks in a loss to the Mavericks.





Date	Site	W/L	Score	Date	Site	W/L	Score	Date	Site	W/L	Score	Date	Site	W/L	Score
12/5/80	BOS	L	87-97	3/26/93	BOS	L	97-106	1/9/06	BOS	W	104-102	11/24/18	DAL	W	113-104
3/3/81	DAL	L	105-117	1/19/94	DAL	L	84-89	3/16/07	DAL	W	106-101	1/4/19	BOS	L	93-114
12/16/81	BOS	L	92-109	1/24/94	BOS	L	102-110	3/23/07	BOS	W	109-95				
3/2/82	DAL	L	97-101	12/15/94	DAL	W	122-113	1/31/08	BOS	L	90-96				
11/12/82	BOS	L	110-118	4/2/95	BOS	L	87-94	3/20/08	DAL	L	90-94				
1/8/83	DAL	L	110-114	1/7/96	BOS	W	117-96	1/25/09	BOS	L	100-124				
12/30/83	DAL	L	109-114*	1/19/96	DAL	W	129-124	2/12/09	DAL	L	92-99				
3/28/84	BOS	L	107-114	11/24/96	BOS	L	91-105	1/18/10	BOS	W	99-90				
11/27/84	DAL	L	99-114	3/13/97	DAL	W	109-107	3/20/10	DAL	L	93-102				
3/8/85	BOS	L	122-133	2/4/98	BOS	L	99-110	1/8/10	DAL	W	89-87				
12/18/85	BOS	L	117-137	3/17/98	DAL	W	99-93	2/4/11	BOS	W	101-97				
3/10/86	DAL	W	116-115	1998-1999	-	DID NOT PLAY	-	1/11/12	BOS	W	90-85				
1/14/87	BOS	L	108-117	2/28/00	BOS	W	108-100	2/20/12	DAL	W	89-73				
2/18/87	DAL	L	96-113	3/18/00	DAL	L	99-104	12/12/12	BOS	L	115-117**				
2/12/88	DAL	L	104-105	12/18/00	BOS	W	106-98	3/22/13	DAL	W	104-94				
4/3/88	BOS	L	101-110	2/22/01	DAL	W	98-91	2/9/14	BOS	W	102-91				
12/29/88	DAL	W	131-115	2/21/02	DAL	W	98-92	3/17/14	DAL	W	94-89				
3/3/89	BOS	L	106-107	3/29/02	BOS	W	108-82	11/3/14	DAL	W	118-113				
2/28/90	BOS	L	96-111	11/15/02	BOS	W	97-86	1/2/15	BOS	W	119-101				
3/14/90	DAL	W	113-102	1/10/03	DAL	W	103-78	11/18/15	BOS	W	106-102				
12/7/90	DAL	L	104-112	12/17/03	BOS	L	103-105	1/18/16	DAL	W	118-113*				
1/6/91	BOS	L	110-127	3/19/04	DAL	W	120-104	11/16/16	BOS	L	83-90				
2/12/92	DAL	W	108-100	12/28/04	DAL	W	113-94	2/13/17	DAL	L	98-111				
3/1/92	BOS	L	91-101	3/30/05	BOS	W	112-100	11/20/17	DAL	L	102-110*				
2/12/93	DAL	L	100-109	12/10/05	DAL	W	103-94	12/6/17	BOS	L	90-97				

\* overtime

## SERIES INFORMATION & NOTES

**Overall Series** Boston leads 40-36

**Games in Dallas** Dallas leads 22-16

**American Airlines Center** Dallas leads 13-5

**Reunion Arena** Boston 11-9

**Games in Boston** Boston leads 24-14

**Current Series Streak** Boston won last game

**in Dallas** Dallas won last game

**in Boston** Boston won last three

### DALLAS

**Last Home Win** 113-104 (11/24/18)

**Last Road Win** 106-102 (11/18/15)

**Largest Margin of Victory** 26 (108-82, 3/29/02)

**High Point Total** 131 (12/29/88)

**Low Point Total** 83 (11/16/16)

### BOSTON

**Last Home Win** 114-93 (1/4/19)

**Last Road Win** 110-102 (OT) (11/20/17)

**Largest Margin of Victory** 24 (124-100, 1/25/09)

**High Point Total** 137 (12/18/85)

**Low Point Total** 73 (2/20/12)

### Series scoring record vs Boston

Jim Jackson (40 on 12/15/94)

### Series scoring record vs Dallas

Larry Bird (50 on 3/10/86)

The Celtics have taken five of the last six meetings with the Mavericks, after Dallas won the previous seven...on 2/20/12, Dirk Nowitzki passed former Celtic Robert Parish (23,334) for 20th place on the NBA's all-time scoring list...Nowitzki also recorded his 1,000th career block on 2/20/12, becoming the third player in NBA history with at least 1,000 3-pointers and 1,000 blocks (Clifford Robinson, Rasheed Wallace)... Jason Kidd passed Michael Jordan (2,514) for second place on the NBA's all-time steals list against Boston on 2/20/12 with his first steal of the game (2,515th career) at the 5:59 mark of the second quarter...the Mavericks held the Celtics to an all-time series low 73 points on 2/20/12...Boston won its first game in the AAC on 3/30/08...before a Dallas win on 1/7/96, the Celtics had claimed 15 straight victories over the Mavericks in Boston...Boston began the series winning 11 consecutive games until the Mavericks broke the streak on 3/10/86...Jason Terry scored his 15,000th career point at Boston on 2/4/11...Terry connected on a career-high seven 3-pointers in a 104-102 Dallas win on 1/9/06...Brad Davis made 11 straight field goals vs. Boston on 3/3/81...with 50 points, Larry Bird owns the record for most points in a game at Reunion Arena set on 3/10/86...on 2/21/02, Dirk Nowitzki notched his first-ever 20-point, 20-rebound game with a career-high 23 rebounds to go along with 33 points.







Date	Site	W/L	Score	Date	Site	W/L	Score	Date	Site	W/L	Score	Date	Site	W/L	Score
1/27/81	DAL	L	100-112	2/1/93	DAL	L	96-115	1/14/06	DAL	W	110-77	11/21/18	DAL	W	119-113
2/22/81	NJ	W	132-109	3/21/93	NJ	L	84-106	3/19/06	NJ	L	89-100	3/4/19	BKN	L	88-127
11/28/81	DAL	W	111-107	11/9/93	DAL	L	80-86	12/5/06	NJ	W	92-75				
2/14/82	NJ	W	111-109	2/27/94	NJ	L	90-117	3/6/07	DAL	W	102-89				
1/1/83	NJ	L	105-111	11/5/94	DAL	W	112-103	2/10/08	NJ	L	82-101				
1/28/83	DAL	L	110-115	2/24/95	NJ	L	104-114	3/8/08	DAL	W	111-91				
11/17/83	DAL	W	115-113	1/5/96	NJ	L	99-107	12/19/08	NJ	L	97-121				
12/22/83	NJ	L	98-101	3/5/96	DAL	W	127-117	2/18/09	DAL	W	113-98				
1/26/85	DAL	L	93-103	11/23/96	NJ	L	91-114	12/2/09	NJ	W	117-101				
3/10/85	NJ	W	126-113	1/25/97	DAL	W	92-81	3/10/10	DAL	W	96-87				
11/15/85	DAL	W	110-98	2/10/98	NJ	L	81-90	12/9/10	DAL	W	102-89				
2/17/86	NJ	W	126-124	3/14/98	DAL	L	93-108	1/22/11	NJ	W	87-86				
11/28/86	DAL	W	119-94	3/17/99	NJ	L	87-88	2/28/12	DAL	L	92-93				
3/24/87	NJ	W	119-107	1/23/00	NJ	L	95-98	3/1/13	BKN	W	98-90				
12/16/87	NJ	W	109-105*	3/2/00	DAL	L	102-103	3/20/13	DAL	L	96-113				
2/1/88	DAL	L	103-108	12/10/00	NJ	W	99-73	1/24/14	BKN	L	106-107				
12/21/88	NJ	L	120-122*	3/13/01	DAL	W	122-98	3/23/14	DAL	L	104-107*				
3/6/89	DAL	W	105-99	1/21/02	DAL	W	113-102	1/5/15	BKN	W	96-88*				
12/20/89	NJ	W	84-78	2/6/02	NJ	W	112-100	2/28/15	DAL	L	94-104				
1/29/90	DAL	W	108-88	11/16/02	NJ	W	96-88	12/23/15	BKN	W	119-118*				
1/7/91	NJ	W	88-87	3/4/03	DAL	W	88-79	1/29/16	DAL	W	91-79				
3/4/91	DAL	W	102-100	1/20/04	DAL	W	106-93	3/10/17	DAL	W	105-96				
11/29/91	DAL	L	91-97	3/21/04	NJ	W	101-98	3/19/17	BKN	W	111-104				
1/14/92	NJ	L	88-97	11/13/04	NJ	W	94-78	11/29/17	DAL	L	104-109				
2/12/93	DAL	L	100-109	1/15/05	DAL	W	98-93	3/17/18	BKN	L	106-114				

\* overtime

## SERIES INFORMATION & NOTES

**Overall Series** Dallas leads 44-32

**Games in Dallas** Dallas leads 24-14

**American Airlines Center** Dallas leads 13-5

**Reunion Arena** Dallas 11-9

**Games in New Jersey/Brooklyn** Dallas leads 20-18

**Games in New Jersey** Dallas 16-15

**Games in Brooklyn** Dallas leads 4-3

**Current Series Streak** Brooklyn won last game

**in Dallas** Dallas won last game

**in Brooklyn** Brooklyn won last two

### DALLAS

**Last Home Win** 119-113 (11/21/18)

**Last Road Win** 111-104 (3/19/17)

**Largest Margin of Victory** 33 (110-77, 11/14/06)

**High Point Total** 132 (2/22/81)

**Low Point Total** 80 (11/9/93)

### BROOKLYN

**Last Home Win** 127-88 (3/4/19)

**Last Road Win** 109-104 (11/29/17)

**Largest Margin of Victory** 39 (127-88, 3/4/19)

**High Point Total** 127 (3/4/19)

**Low Point Total** 73 (12/10/00)

**Series scoring record vs Nets**

Mark Aguirre (43 on 3/24/87)

**Series scoring record vs Dallas**

Devin Harris (41 on 12/19/08)

The Nets have taken three of the last four meetings with the Mavericks, after Dallas won 25 of the previous 33 matchups between the two franchises from 2000-01 to 2016-17...in the most recent meeting between the two clubs, Brooklyn defeated Dallas by a series-record 39 points (127-88) at Barclays Center on 3/4/19...on 3/17/18 at Brooklyn, Dirk Nowitzki appeared in his 1,463rd career game, passing Kevin Garnett (1,462) for fifth place on the NBA's all-time games played list...in 2015-16, Nowitzki moved into sixth place on the NBA's all-time scoring list, passing Shaquille O'Neal, when he reached 28,597 career points in Dallas' 119-118 overtime win at Brooklyn on 12/23/15...the season prior, Nowitzki passed Moses Malone (27,409) for seventh place on the league's all-time scoring list with a dagger 3-pointer in the Mavericks' 96-88 overtime win at Brooklyn on 1/5/15 (it gave him 27,412 career points)...J.J. Barea scored a career-high 32 points in Dallas' win at Brooklyn on 12/23/15...Dallas won a string of 11 consecutive games from 12/10/00 to 3/19/06...George McCloud attempted an NBA record 20 3-pointers, connecting on seven, in the 127-117 Mavericks win on 3/5/96...the 49 total 3-point attempts by the Mavericks in the game were also a then NBA record...Rolando Blackman set two franchise free throw records, going 22-23 from the charity stripe in the Mavericks' 126-124 win on 2/17/86 in New Jersey.



# CHARLOTTE HORNETS



Chairman Michael Jordan

President of Basketball Operations & GM Mitch Kupchak

Head Coach James Borrego

Assistant Coaches Jay Triano, Chad Iske, Jay Hernandez, Ronald Nored, Dutch Gaitley, Nate Mitchell

Athletic Trainer Joe Sharpe

Address 333 E. Trade St., Charlotte, N.C., 28202

Home Court Spectrum Center (19,077) - 2005

Team Colors Purple, Teal, Black, Cool Gray and Light Blue

Television Fox Sports Southeast: Eric Collins, Dell Curry, Ashley ShahAhmadi

Radio WFNZ-AM - John Focke, Matt Carroll

## CHARLOTTE PR STAFF

Vice President of Communications Mike Cristaldi (MCristaldi@hornets.com)

Communications Manager Brian Travis (BTravis@hornets.com)

Communications Coordinator Natalie Breneman (NBreneman@hornets.com)

Phone 704-688-8600

## DALLAS VS. CHARLOTTE 2018-2019

PLAYER	GP-GS	MIN	FGM-FGA	FG%	3FG-FGA	FG%	FTM-FTA	FT%	OFF	DEF	TOT/AVG	AST	PF-DQ	STL	TO	BLK	PTS/AVG
Doncic, L	2-2	60:57	12-36	0.333	5-17	0.294	8-11	0.727	2	18	20/10.0	15	1-0	1	5	0	37/18.5
Smith Jr., D	1-1	22:17	6-10	0.600	3-5	0.600	3-4	0.750	0	0	0/0.0	7	1-0	3	2	0	18/18.0
Barnes, H	2-2	55:10	9-27	0.333	4-14	0.286	5-5	1.000	0	7	7/3.5	2	1-0	1	1	1	27/13.5
Powell, D	2-0	50:42	9-13	0.692	2-3	0.667	6-6	1.000	7	13	20/10.0	4	2-0	4	1	3	26/13.0
Hardaway Jr., T	1-0	26:27	5-16	0.313	2-9	0.222	0-0	0.000	1	3	4/4.0	2	2-0	1	1	1	12/12.0
Finney-Smith, D	2-1	54:53	10-19	0.526	2-7	0.286	0-0	0.000	6	11	17/8.5	5	1-0	2	4	0	22/11.0
Mathews, W	1-1	25:24	3-7	0.429	1-5	0.200	4-4	1.000	0	3	3/3.0	1	1-0	0	0	1	11/11.0
Kleber, M	2-1	40:40	8-10	0.800	3-3	1.000	0-0	0.000	4	7	11/5.5	1	3-0	2	4	0	19/9.5
Jordan, J	1-1	24:15	4-7	0.571	0-0	0.000	0-0	0.000	4	9	13/13.0	1	3-0	0	0	1	8/8.0
Nowitzki, D	2-0	21:13	5-9	0.556	4-8	0.500	0-0	0.000	0	2	2/1.0	0	2-0	0	0	1	14/7.0
Brunson, J	2-1	42:24	5-17	0.294	0-4	0.000	0-3	0.000	0	7	7/3.5	9	2-0	2	1	0	10/5.0
Harris, D	2-0	27:47	3-6	0.500	2-3	0.667	2-2	1.000	0	3	3/1.5	2	2-0	0	3	1	10/5.0
Barea, J	1-0	13:43	2-5	0.400	1-3	0.333	0-0	0.000	1	1	2/2.0	6	2-0	1	0	0	5/5.0
Mejri, S	1-0	9:39	1-5	0.200	0-0	0.000	0-0	0.000	2	2	4/4.0	0	3-0	0	0	0	2/2.0
Burke, T	1-0	4:29	0-2	0.000	0-0	0.000	0-0	0.000	0	1	1/1.0	1	0-0	0	1	0	0/0.0
MAVERICKS	2-10	480:00	82-189	0.434	29-81	0.358	28-35	0.800	27	87	129/64.5	56	26-0	17	25	9	221/110.5
HORNETS	2-10	480:00	68-179	0.380	15-69	0.217	26-36	0.722	20	73	106/53.0	40	37-1	13	28	12	177/88.5

## CHARLOTTE VS. DALLAS 2018-2019

PLAYER	GP-GS	MIN	FGM-FGA	FG%	3FG-FGA	FG%	FTM-FTA	FT%	OFF	DEF	TOT/AVG	AST	PF-DQ	STL	TO	BLK	PTS/AVG
Walker, K	2-2	63:15	14-36	0.389	4-16	0.250	9-10	0.900	2	12	14/7.0	11	3-0	2	4	0	41/20.5
Lamb, J	1-1	28:33	6-16	0.375	0-3	0.000	3-4	0.750	0	5	5/5.0	0	2-0	0	1	1	15/15.0
Batum, N	2-2	63:27	9-19	0.474	4-12	0.333	0-0	0.000	1	6	7/3.5	9	3-0	3	4	2	22/11.0
Zeller, C	1-0	24:41	4-6	0.667	0-0	0.000	1-2	0.500	4	9	13/13.0	1	3-0	1	1	0	9/9.0
Graham, D	2-1	45:03	6-19	0.316	3-11	0.273	2-2	1.000	1	2	3/1.5	4	7-1	3	5	0	17/8.5
Williams, M	2-2	48:30	6-16	0.375	3-8	0.375	0-0	0.000	1	6	7/3.5	3	6-0	1	0	0	15/7.5
Bridges, B	2-0	45:30	4-14	0.286	0-5	0.000	4-6	0.667	2	4	6/3.0	2	2-0	2	2	1	12/6.0
Biyombo, B	2-1	37:52	4-6	0.667	0-0	0.000	4-8	0.500	1	9	10/5.0	1	3-0	0	2	4	12/6.0
Hernangomez	1-1	18:00	3-8	0.375	0-0	0.000	0-0	0.000	3	7	10/10.0	1	2-0	0	1	1	6/6.0
Kaminsky, F	1-0	16:14	2-6	0.333	0-2	0.000	1-2	0.500	4	2	6/6.0	3	0-0	1	1	0	5/5.0
Bacon, D	1-0	17:00	2-3	0.667	0-1	0.000	0-0	0.000	0	3	3/3.0	0	2-0	0	4	0	4/4.0
Macura, J	1-0	13:48	2-8	0.250	0-4	0.000	0-0	0.000	0	2	2/2.0	2	0-0	0	0	0	4/4.0
Monk, M	2-0	24:51	3-11	0.273	1-7	0.143	0-0	0.000	0	3	3/1.5	1	1-0	0	2	2	7/3.5
Kidd-Gilchrist	2-0	27:14	2-8	0.250	0-0	0.000	2-2	1.000	1	2	3/1.5	2	2-0	0	1	1	6/3.0
Parker, T	1-0	6:03	1-3	0.333	0-0	0.000	0-0	0.000	0	1	1/1.0	0	1-0	0	0	0	2/2.0
HORNETS	2-10	480:00	68-179	0.380	15-69	0.217	26-36	0.722	20	73	106/53.0	40	37-1	13	28	12	177/88.5
MAVERICKS	2-10	480:00	82-189	0.434	29-81	0.358	28-35	0.800	27	87	129/64.5	56	26-0	17	25	9	221/110.5

2019-20 vs Mavericks

Jan. 4 at Dallas  
Feb. 8 at Charlotte

2018-19 Season

39-43 (.476)  
Tied-Second in Southeast

Playoffs

Did not qualify



Date	Site	W/L	Score	Date	Site	W/L	Score	Date	Site	W/L	Score
11/17/88	DAL	W	105-93	2/3/00	DAL	W	106-96	11/17/14	CHA	W	107-80
12/16/88	CHA	W	107-88	1/17/01	CHA	W	91-90	2/22/15	DAL	W	92-81
11/29/89	DAL	W	102-83	3/24/01	DAL	W	103-100	11/5/15	DAL	L	94-108
12/19/89	CHA	L	97-102	11/6/01	DAL	W	110-92	3/14/16	CHA	W	107-96
4/19/90	CHA	W	111-102	11/21/01	CHA	W	89-78	12/1/16	CHA	L	87-97
4/22/90	DAL	W	118-107	1/21/05	CHA	W	105-99	12/5/16	DAL	L	101-109
1/19/91	DAL	W	110-95	3/19/05	DAL	W	104-93	1/10/18	CHA	W	115-111
2/12/91	CHA	L	92-100	11/1//05	CHA	W	98-88	3/24/18	DAL	L	98-102
12/11/91	CHA	W	106-103	3/3/06	DAL	W	90-76	1/2/19	CHA	W	122-84
3/11/92	DAL	L	105-120	11/20/06	CHA	W	93-85	2/6/19	DAL	W	99-93
11/17/92	CHA	L	111-134	12/26/06	CHA	W	97-84				
1/11/93	DAL	L	113-132	1/23/08	CHA	W	102-95				
2/24/94	CHA	W	115-110	3/12/08	DAL	W	118-93				
4/1/94	DAL	L	104-106	11/18/08	CHA	W	100-83				
12/10/94	DAL	W	99-86	12/11/08	DAL	W	95-90				
3/30/95	CHA	W	125-107	12/12/09	DAL	W	98-97*				
1/13/96	DAL	L	83-103	3/1/10	CHA	W	89-84				
3/7/96	CHA	L	105-119	10/27/10	DAL	W	101-86				
1/2/97	CHA	L	97-107	2/5/11	CHA	W	101-92				
2/25/97	DAL	W	86-84	3/15/12	DAL	W	101-96				
11/5/97	CHA	L	103-110	11/3/12	DAL	W	126-99				
1/24/98	DAL	L	92-94	11/10/12	CHA	L	97-101*				
1998-1999	- DID NOT PLAY -			12/3/13	DAL	W	89-82				
11/17/99	CHA	L	99-104	2/11/14	CHA	L	89-114				

\* overtime

## SERIES INFORMATION & NOTES

**Overall Series** Dallas leads 39-18

**Games in Dallas** Dallas leads 21-8

**American Airlines Center** Dallas leads 13-3

**Reunion Arena** Dallas 8-5

**Games in Charlotte** Dallas leads 18-10

**Current Series Streak** Dallas won last two in Dallas

Dallas won last game in Charlotte

Dallas won last two

### DALLAS

**Last Home Win** 99-93 (2/6/19)

**Last Road Win** 122-84 (1/2/19)

**Largest Margin of Victory** 38 (122-84, 1/2/19)

**High Point Total** 126 (11/3/12)

**Low Point Total** 83 (1/13/96)

### CHARLOTTE

**Last Home Win** 97-87 (12/1/16)

**Last Road Win** 102-98 (3/24/18)

**Largest Margin of Victory** 25 (114-89, 2/11/14)

**High Point Total** 134 (11/17/92)

**Low Point Total** 76 (3/3/06)

### Series scoring record vs Charlotte

Jamal Mashburn (37 on 2/24/94)

### Series scoring record vs Dallas

Kemba Walker (41 on 1/10/18)

The Mavericks defeated the Hornets by a series-record 38 points (122-84) at Charlotte on 1/2/19...Dallas went 10-of-17 (.588) from deep in the opening period of that game on 1/2/19, setting a new franchise record for most 3-pointers made in a quarter...Kemba Walker scored a series-best 41 points in a losing effort against Dallas on 1/10/18...Dallas won 21 straight against Charlotte from 2/3/00-11/3/12 (Charlotte was held to 100 points or less in all 21 games)... Dallas scored a series-high 126 points in a 126-99 win over Charlotte on 11/3/12...Jason Kidd dished out 18 assists against Charlotte on opening night of the 2010-11 season (10/27/10), which set a franchise record for the most assists in a season opener... Dallas held the Charlotte to a series-low 76 points on 3/3/06.



# CHICAGO BULLS



Chairman Jerry Reinsdorf

Executive Vice President, Basketball Operations John Paxson

Senior Advisor, Basketball Operations Doug Collins

General Manager Gar Forman

Head Coach Jim Boylen

Assistant Coaches Chris Fleming, Roy Rogers, Nate Loenser, Dean Cooper, Karen Umlauf

Athletic Trainer Jeff Tanaka

Address 1901 W. Madison Street, Chicago, Ill., 60612

Home Court United Center (20,917) - 1994

Team Colors Red, Black and White

Television NBC Sports Chicago: Neil Funk, Stacey King

Radio WSCR (670 AM): Chuck Swirsky, Bill Wennington

## CHICAGO PR STAFF

Senior Director of Public and Media Relations Tim Hallam (thallam@bulls.com)

Director of Public and Media Relations Matt Yob (myob@bulls.com)

Senior Manager of Public and Media Relations Beth Grady (bgrady@bulls.com)

Manager of Public and Media Relations Kristen Deahl (kdeahl@bulls.com)

Phone 312-455-4000

## DALLAS VS. CHICAGO 2018-2019

PLAYER	GP-GS	MIN	FGM-FGA	FG%	3FG-FGA	FG%	FTM-FTA	FT%	OFF	DEF	TOT/AVG	AST	PF-DQ	STL	TO	BLK	PTS/AVG
Barnes, H	1-1	32:42	7-16	0.438	1-6	0.167	8-9	0.889	0	5	5/5.0	1	0-0	4	2	0	23/23.0
Matthews, W	1-1	31:40	6-15	0.400	4-11	0.364	4-4	1.000	0	2	2/2.0	4	0-0	2	1	0	20/20.0
Doncic, L	2-2	67:35	10-26	0.385	5-15	0.333	5-6	0.833	2	7	9/4.5	9	4-0	2	6	0	30/15.0
Jordan, D	2-2	62:34	11-16	0.688	0-0	0.000	2-4	0.500	6	26	32/16.0	2	8-0	0	4	1	24/12.0
Barea, J	2-0	41:08	9-23	0.391	2-9	0.222	3-5	0.600	2	7	9/4.5	9	2-0	0	4	0	23/11.5
Powell, D	2-0	33:13	6-11	0.545	1-5	0.200	10-12	0.833	3	5	8/4.0	4	3-0	3	0	2	23/11.5
Kleber, M	2-0	35:09	9-13	0.692	4-6	0.667	0-0	0.000	3	4	7/3.5	2	2-0	1	1	3	22/11.0
Finney-Smith, D	2-2	72:38	6-14	0.429	3-10	0.300	5-6	0.833	2	5	7/3.5	2	7-0	3	5	1	20/10.0
Smith Jr., D	2-2	54:52	7-22	0.318	2-10	0.200	2-2	1.000	1	5	6/3.0	6	7-0	0	8	1	18/9.0
Harris, D	1-0	18:29	3-5	0.600	1-3	0.333	0-0	0.000	0	1	1/1.0	2	4-0	2	2	1	7/7.0
Brunson, J	2-0	27:27	3-10	0.300	2-4	0.500	0-2	0.000	1	3	4/2.0	2	1-0	2	1	0	8/4.0
Broekhoff, R	1-0	2:33	0-1	0.000	0-1	0.000	0-0	0.000	0	0	0/0.0	0	0-0	0	0	0	0/0.0
MAVERICKS	2-10	480:00	77-172	0.448	25-80	0.313	39-50	0.780	20	70	110/55.0	43	38-0	19	36	9	218/109.0
BULLS	2-10	480:00	76-169	0.450	21-56	0.375	34-43	0.791	15	64	98/49.0	34	55-2	17	36	7	207/103.5

## CHICAGO VS. DALLAS 2018-2019

PLAYER	GP-GS	MIN	FGM-FGA	FG%	3FG-FGA	FG%	FTM-FTA	FT%	OFF	DEF	TOT/AVG	AST	PF-DQ	STL	TO	BLK	PTS/AVG
LaVine, Z	2-2	78:19	19-38	0.500	5-13	0.385	17-19	0.895	1	7	8/4.0	7	5-0	6	12	1	60/30.0
Parker, J	2-1	53:32	14-31	0.452	2-7	0.286	6-7	0.857	4	5	9/4.5	3	8-1	1	2	0	36/18.0
Holiday, J	2-2	73:11	10-18	0.556	7-13	0.538	3-4	0.750	0	3	3/1.5	1	4-0	4	2	0	30/15.0
Portis, B	1-1	30:33	5-9	0.556	0-0	0.000	2-3	0.667	1	7	8/8.0	0	4-0	0	2	2	12/12.0
Arcidiacono, R	1-1	35:15	3-9	0.333	2-7	0.286	1-2	0.500	0	5	5/5.0	6	5-0	0	0	0	9/9.0
Dunn, K	1-1	30:18	4-13	0.308	1-4	0.250	0-0	0.000	0	4	4/4.0	7	6-1	0	4	0	9/9.0
Hutchison, C	2-0	36:03	5-9	0.556	1-2	0.500	1-2	0.500	2	11	13/6.5	0	3-0	2	1	0	12/6.0
Blakeney, A	2-0	23:12	4-9	0.444	2-2	1.000	2-4	0.500	1	0	1/0.5	0	2-0	1	2	0	12/6.0
Payne, C	1-0	17:42	3-7	0.429	0-0	0.000	0-0	0.000	0	2	2/2.0	2	3-0	0	2	0	6/6.0
Carter Jr., W	2-2	58:23	5-16	0.313	0-4	0.000	1-1	1.000	5	14	19/9.5	5	6-0	1	6	3	11/5.5
Lopez, R	2-0	27:54	3-6	0.500	0-1	0.000	1-1	1.000	1	2	3/1.5	3	6-0	0	2	1	7/3.5
Harrison, S	1-0	12:51	1-4	0.250	1-3	0.333	0-0	0.000	0	4	4/4.0	0	2-0	2	1	0	3/3.0
Felicio, C	1-0	2:49	0-0	0.000	0-0	0.000	0-0	0.000	0	0	0/0.0	0	1-0	0	0	0	0/0.0
BULLS	2-10	480:00	76-169	0.450	21-56	0.375	34-43	0.791	15	64	98/49.0	34	55-2	17	36	7	207/103.5
MAVERICKS	2-10	480:00	77-172	0.448	25-80	0.313	39-50	0.780	20	70	110/55.0	43	38-0	19	36	9	218/109.0

2019-20 vs Mavericks

Jan. 6 at Dallas

Mar. 2 at Chicago

2018-19 Season

22-60 (.268)

Fourth in Central

Playoffs

Did not qualify



Date	Site	W/L	Score	Date	Site	W/L	Score	Date	Site	W/L	Score	Date	Site	W/L	Score
1/13/81	DAL	W	112-106	1/26/93	DAL	L	88-123	2/8/05	DAL	L	100-107	1/5/18	DAL	L	124-127
1/23/81	CHI	L	98-106	3/3/93	CHI	L	97-125	12/5/05	CHI	W	102-94	3/2/18	CHI	L	100-108
2/21/82	CHI	W	113-97	11/26/93	DAL	L	85-108	1/31/06	DAL	W	98-94	10/22/18	DAL	W	115-109
3/17/82	DAL	L	92-102	1/8/94	CHI	L	81-100	11/14/06	DAL	W	111-99	11/12/18	CHI	W	103-98
11/24/82	DAL	W	133-127	11/12/94	CHI	W	124-120*	1/25/07	CHI	L	85-96				
2/20/83	CHI	L	111-124	11/19/94	DAL	L	85-111	12/3/07	CHI	W	103-98				
12/3/83	DAL	W	110-100	11/21/95	DAL	L	102-108*	2/25/08	DAL	W	102-94				
12/17/83	CHI	L	84-102	12/19/95	CHI	L	101-114	11/13/08	CHI	L	91-98				
12/8/84	CHI	L	97-99	11/29/96	DAL	L	97-116	2/7/09	DAL	W	115-114*				
3/23/85	DAL	L	97-107	3/25/97	CHI	L	92-94	3/6/10	CHI	W	122-116				
1/27/86	DAL	W	124-116	12/29/97	CHI	L	105-111	3/17/10	DAL	W	113-106				
2/16/86	CHI	W	120-114	3/12/98	DAL	W	104-97*	11/19/10	DAL	L	83-88				
3/8/87	CHI	L	105-115*	4/26/99	DAL	W	101-93	1/20/11	CHI	L	77-82				
3/17/87	DAL	W	114-96	11/27/99	DAL	W	95-83	4/21/12	CHI	L	83-93				
11/27/87	DAL	W	94-93	12/2/99	CHI	W	101-95	11/28/12	CHI	L	78-101				
12/22/87	CHI	W	111-100	12/8/00	DAL	W	105-86	3/30/13	DAL	W	100-98				
12/3/88	DAL	L	100-113	1/8/01	CHI	W	104-91	12/28/13	CHI	W	105-83				
1/24/89	CHI	L	91-109	12/27/01	DAL	W	89-74	2/28/14	DAL	L	91-100				
12/12/89	CHI	L	97-105	1/2/02	CHI	W	107-97	12/2/14	CHI	W	132-129**				
4/7/90	DAL	L	108-109	11/8/02	CHI	W	114-87	2/23/15	DAL	L	98-102				
2/1/91	DAL	L	90-101	11/30/02	DAL	W	103-90	12/26/15	DAL	W	118-111				
3/1/91	CHI	L	86-109	11/25/03	DAL	W	124-98	1/15/16	CHI	W	83-77				
11/8/91	CHI	L	92-108	1/23/04	CHI	W	106-93	12/3/16	DAL	W	107-82				
1/31/92	DAL	L	92-107	12/13/04	CHI	W	94-93	1/17/17	CHI	W	99-98				

\* overtime

## SERIES INFORMATION & NOTES

**Overall Series** Dallas leads 40-36

**Games in Dallas** Dallas leads 22-16

**American Airlines Center** Dallas leads 12-5

**Reunion Arena** Chicago 11-10

**Games in Chicago** Chicago leads 20-18

**Current Series Streak** Dallas won last two

**in Dallas** Dallas won last game

**in Chicago** Dallas won last game

### DALLAS

**Last Home Win** 115-109 (10/22/18)

**Last Road Win** 103-98 (11/12/18)

**Largest Margin of Victory** 27 (114-87, 11/8/02)

**High Point Total** 133 (11/24/82)

**Low Point Total** 77 (1/20/11)

### CHICAGO

**Last Home Win** 108-100 (3/2/18)

**Last Road Win** 127-124 (1/5/18)

**Largest Margin of Victory** 35 (123-88, 1/26/93)

**High Point Total** 127 (twice)

**Low Point Total** 74 (12/27/01)

### Series scoring record vs Chicago

Jamal Mashburn (50 on 11/12/94)

### Series scoring record vs Dallas

George Gervin (45 on 1/27/86)

The Mavericks swept the 2018-19 season series, 2-0 (after the Bulls swept the 2017-18 season series, 2-0)...Dallas has now taken 30 of the last 41 meetings with Chicago...on 3/30/12, Dirk Nowitzki hit a game-winning 3-pointer with 2.9 seconds left to give the Mavericks a 100-98 victory at home...Chicago's 107-100 win in Dallas on 2/8/05 snapped a 13-game losing streak to the Mavericks...it also marked the first time the Bulls cracked the century mark vs. the Mavericks since their last win on 12/29/97... Dallas defeated Chicago just once during a span from December of 1988 through February of 1998.





Date	Site	W/L	Score	Date	Site	W/L	Score	Date	Site	W/L	Score	Date	Site	W/L	Score
12/2/80	DAL	L	102-109	11/21/92	DAL	L	108-119	3/14/06	DAL	W	91-87	2/2/19	CLE	W	111-98
12/29/80	CLE	L	100-112	2/17/93	CLE	L	97-124	3/29/06	CLE	L	94-107	3/16/19	DAL	W	121-116
11/3/81	DAL	L	110-125	2/26/94	CLE	L	99-110	3/1/07	DAL	W	95-92				
2/20/82	CLE	L	109-116	4/2/94	DAL	L	88-95	3/21/07	CLE	W	98-90				
2/16/83	CLE	L	96-99	3/2/95	DAL	W	90-84	10/31/07	CLE	W	92-74				
3/5/83	DAL	L	91-98	3/20/95	CLE	W	102-100**	12/27/07	DAL	L	81-88				
11/4/83	CLE	L	84-105	12/3/95	CLE	L	107-108**	11/3/08	DAL	L	81-100				
3/7/84	DAL	W	115-103	3/19/96	DAL	L	72-81	3/29/09	CLE	L	74-102				
2/12/85	CLE	W	131-112	3/22/97	DAL	L	72-75	11/28/09	CLE	L	95-111				
3/16/85	DAL	L	128-135*	3/30/97	CLE	L	80-84	12/20/09	DAL	W	102-95				
12/22/85	CLE	L	105-119	12/23/97	CLE	L	85-99	1/2/11	CLE	W	104-95				
1/31/86	DAL	W	107-91	1/27/98	DAL	W	84-77*	2/7/11	DAL	W	99-96				
11/15/86	DAL	W	111-96	1998-1999	- DID NOT PLAY -			2/4/12	CLE	L	88-91				
3/29/87	CLE	W	101-98	11/30/99	CLE	L	99-106	11/17/12	CLE	W	103-95				
12/15/87	CLE	L	93-106	3/23/00	DAL	L	87-97	3/15/13	DAL	W	96-86				
2/24/88	DAL	W	93-89	12/12/00	CLE	L	87-92	1/20/14	CLE	W	102-97				
12/10/88	DAL	L	98-102	2/15/01	DAL	W	102-81	2/3/14	DAL	W	124-107				
3/28/89	CLE	L	90-102	11/14/01	CLE	W	107-94	1/4/15	CLE	W	109-90				
1/20/90	DAL	W	105-96*	12/13/01	DAL	W	102-82	3/10/15	DAL	L	94-127				
2/18/90	CLE	W	96-87	11/13/02	CLE	W	103-99	1/12/16	DAL	L	107-110*				
1/23/91	DAL	L	85-99	3/18/03	DAL	W	114-93	3/16/16	CLE	L	98-99				
2/13/91	CLE	L	93-95	2/18/04	CLE	W	114-98	11/25/16	CLE	L	90-128				
2/12/93	DAL	L	100-109	3/30/04	DAL	W	126-109	1/30/17	DAL	W	104-97				
11/5/91	DAL	L	101-112	3/26/05	DAL	W	117-86	11/11/17	DAL	L	104-111				
12/14/91	CLE	W	99-97	4/3/05	CLE	L	80-100	4/1/18	CLE	L	87-98				

\* overtime

## SERIES INFORMATION & NOTES

**Overall Series** Cleveland leads 40-35

**Games in Dallas** Dallas leads 20-17

**American Airlines Center** Dallas leads 12-5

**Reunion Arena** Cleveland 12-8

**Games in Cleveland** Cleveland leads 23-15

### DALLAS

**Last Home Win** 121-116 (3/16/19)

**Last Road Win** 111-98 (2/2/19)

**Largest Margin of Victory** 31 (3/26/05)

**High Point Total** 131 (2/12/85)

**Low Point Total** 72 (twice)

### CLEVELAND

**Last Home Win** 98-87 (4/1/18)

**Last Road Win** 111-104 (11/11/17)

**Largest Margin of Victory** 38 (128-90, 11/25/16)

**High Point Total** 135 (OT) (3/16/85)

**Low Point Total** 74 (10/31/07)

### Series scoring record vs Cleveland

Michael Finley (39 on 1/27/98)

### Series scoring record vs Dallas

LeBron James (46 on 3/29/06)

The Mavericks swept the 2018-19 season series with the Cavaliers, 2-0 (after Cleveland won six of the previous seven meetings between the two teams)... Luka Dončić posted a 35-point, 11-rebound, six-assist effort in Dallas' 111-98 victory over Cleveland on 2/2/19, giving him his second career 35-point, 10-rebound, five-assist game...At 19 years, 339 days, Dončić became the first player in NBA history to record multiple 35-point, 10-rebound, five-assist outings as a teenager...Dallas recorded 32 assists and just five turnovers in its 121-116 win over Cleveland on 3/16/19, marking the first time in franchise history the Mavericks dished out 30-plus assists while committing five-or-fewer miscues...Dennis Smith Jr. (19 years, 351 days) tallied 21 points, five rebounds, seven assists, two steals and two blocks against Cleveland on 11/11/17, joining Kevin Garnett, LeBron James and Kyrie Irving as the only teenagers in NBA history to post at least 20-5-5-2-2...the Cavaliers' two biggest wins over the Mavericks have both come since 2014-15 (128-90 on 11/25/16 and 127-94 on 3/10/15)... LeBron James scored 46 points in Cleveland's 107-94 win on 3/29/06, setting the series-high scoring mark for the Cavaliers...after losing 117-86 on 3/26/05, their largest margin of defeat ever to the Mavericks (31 points), the Cavaliers bounced back to win 100-80 on 4/3/05, ending an eight-game losing streak to Dallas...the Cavs' 74 points in the opening game of the 2007-08 season on 10/31/07 was their series low.









# DETROIT PISTONS



Owner Tom Gores

Senior Advisor to Owner Tom Gores Ed Stefanski

Associate General Manager Pat Garrity

Head Coach Dwane Casey

Assistant Coaches Sidney Lowe, Sean Sweeney, Micah Nori, Tim Grgurich

Athletic Trainer Jim Scholler

Address 6201 Second Avenue, Detroit, Mich., 48202

Home Court Little Caesars Arena (22,491) - 2017

Team Colors Red, White and Blue

Television FS Detroit: George Blaha, Greg Kelser

Radio The Ticket (97.1 FM): Mark Champion, Rick Mahorn, George Blaha

## DETROIT PR STAFF

Vice President, Public Relations Kevin Grigg (kgrigg@pistons.com)

Senior Director, Public Relations Cletus Lewis (clewis@pistons.com)

Coordinator, Public Relations Josh Schur (jschur@pistons.com)

Phone 248-377-0100

Fax 248-377-3260

## DALLAS VS. DETROIT 2018-2019

PLAYER	GP-GS	MIN	FGM-FGA	FG%	3FG-FGA	FG%	FTM-FTA	FT%	OFF	DEF	TOT/AVG	AST	PF-DQ	STL	TO	BLK	PTS/AVG
Doncic, L	1-1	35:04	9-19	0.474	3-9	0.333	11-13	0.846	1	7	8/8.0	8	3-0	2	4	1	32/32.0
Smith Jr., D	1-1	36:12	8-14	0.571	2-6	0.333	1-3	0.333	0	2	2/2.0	5	2-0	0	3	0	19/19.0
Barnes, H	2-2	74:33	12-34	0.353	4-11	0.364	8-9	0.889	3	8	11/5.5	7	3-0	1	6	0	36/18.0
Jordan, D	1-1	31:14	6-10	0.600	0-0	0.000	1-2	0.500	4	7	11/11.0	2	4-0	1	0	0	13/13.0
Powell, D	2-0	44:54	8-14	0.571	1-2	0.500	2-4	0.500	0	11	11/5.5	2	7-0	1	0	2	19/9.5
Harris, D	2-0	39:54	7-16	0.438	2-7	0.286	2-7	0.286	1	3	4/2.0	5	4-0	1	3	0	18/9.0
Brunson, J	1-1	32:40	4-14	0.286	0-0	0.000	1-2	0.500	0	2	2/2.0	6	3-0	0	2	0	9/9.0
Kleber, M	2-1	50:22	5-10	0.500	5-9	0.556	1-2	0.500	2	9	11/5.5	3	10-0	2	0	4	16/8.0
Finney-Smith, D	2-1	51:39	6-13	0.462	2-6	0.333	1-2	0.500	5	6	11/5.5	2	5-0	2	1	2	15/7.5
Brookhoff, R	1-0	26:38	3-5	0.600	1-2	0.500	0-0	0.000	0	3	3/3.0	1	3-0	0	0	0	7/7.0
Mejri, S	1-1	19:02	2-5	0.400	0-0	0.000	0-0	0.000	4	5	9/9.0	0	0-0	0	0	2	4/4.0
Nowitzki, D	2-0	23:03	3-11	0.273	1-6	0.167	0-0	0.000	0	3	3/1.5	1	1-0	0	0	0	7/3.5
Matthews, W	1-1	14:46	0-4	0.000	0-3	0.000	0-0	0.000	0	1	1/1.0	0	1-0	0	0	0	0/0.0
MAVERICKS	2-10	480:00	73-169	0.432	21-61	0.344	28-44	0.636	20	67	108/54.0	42	46-0	10	22	11	195/97.5
PISTONS	2-10	480:00	68-171	0.398	21-71	0.296	37-48	0.771	28	70	118/59.0	43	50-0	11	24	5	194/97.0

## DETROIT VS. DALLAS 2018-2019

PLAYER	GP-GS	MIN	FGM-FGA	FG%	3FG-FGA	FG%	FTM-FTA	FT%	OFF	DEF	TOT/AVG	AST	PF-DQ	STL	TO	BLK	PTS/AVG
Griffin, B	2-2	79:17	20-50	0.400	5-16	0.313	14-19	0.737	7	10	17/8.5	10	5-0	2	8	0	59/29.5
Drummond, A	2-2	74:41	20-29	0.690	0-0	0.000	7-10	0.700	12	23	35/17.5	0	7-0	4	3	1	47/23.5
Jackson, R	2-2	70:31	10-28	0.357	4-13	0.308	5-5	1.000	2	8	10/5.0	18	7-0	2	3	0	29/14.5
Galloway, L	2-0	35:26	5-11	0.455	4-10	0.400	2-3	0.667	3	5	8/4.0	1	2-0	1	0	1	16/8.0
Bullock, R	2-2	63:21	4-15	0.267	4-14	0.286	1-2	0.500	1	4	5/2.5	5	5-0	0	3	0	13/6.5
Pachulia, Z	2-0	21:17	2-4	0.500	0-0	0.000	5-5	1.000	2	2	4/2.0	1	5-0	0	1	0	9/4.5
Robinson III, G	1-0	1:24	1-1	1.000	1-1	1.000	1-2	0.500	0	0	0/0.0	0	0-0	0	0	0	4/4.0
Brown, B	2-2	37:54	3-6	0.500	1-1	1.000	0-0	0.000	0	4	4/2.0	2	7-0	0	1	2	7/3.5
Kenard, L	2-0	35:35	2-10	0.200	1-6	0.167	0-0	0.000	0	8	8/4.0	1	2-0	0	2	0	5/2.5
Calderon, J	2-0	24:11	1-3	0.333	1-2	0.500	0-0	0.000	0	1	1/0.5	3	4-0	0	1	0	3/1.5
Johnson, S	2-0	34:04	0-13	0.000	0-7	0.000	2-2	1.000	1	5	6/3.0	2	5-0	2	1	1	2/1.0
Thomas, K	1-0	2:20	0-1	0.000	0-1	0.000	0-0	0.000	0	0	0/0.0	0	1-0	0	0	0	0/0.0
PISTONS	2-10	480:00	68-171	0.398	21-71	0.296	37-48	0.771	28	70	118/59.0	43	50-0	11	24	5	194/97.0
MAVERICKS	2-10	480:00	73-169	0.432	21-61	0.344	28-44	0.636	20	67	108/54.0	42	46-0	10	22	11	195/97.5

2019-20 vs Mavericks  
Dec. 12 at Detroit (Mexico City)  
Apr. 11 at Dallas

2018-19 Season  
41-41 (.500)  
Third in Central

Playoffs  
Lost to Milwaukee, 4-0



Date	Site	W/L	Score	Date	Site	W/L	Score	Date	Site	W/L	Score
11/8/80	DET	L	73-101	2/19/94	DAL	L	96-105	3/18/07	DET	W	92-88
2/10/81	DAL	L	95-101	2/21/94	DET	W	98-88	1/9/08	DAL	W	102-86
12/22/81	DAL	L	98-106	3/4/95	DAL	L	91-98	2/3/08	DET	L	67-90
4/1/82	DET	W	121-120	3/23/95	DET	W	102-94	1/23/09	DET	W	112-91
12/10/82	DET	W	122-121	1/25/96	DAL	L	92-93	3/17/09	DAL	W	103-101
2/9/83	DAL	W	122-113	3/9/96	DET	L	91-92	11/15/09	DET	W	95-90
12/20/83	DET	L	104-116	11/6/96	DET	L	84-103	1/5/10	DAL	W	98-93
2/18/84	DAL	L	115-120	4/1/97	DAL	L	82-100	11/23/10	DAL	W	88-84
11/17/84	DAL	L	110-124	2/21/98	DAL	L	82-94	1/17/11	DET	L	89-103
2/13/85	DET	L	119-124	3/2/98	DET	L	94-100	1/10/12	DET	W	100-86
1/24/86	DAL	L	120-129	3/19/99	DET	L	87-94	12/1/12	DAL	W	92-77
2/14/86	DET	L	110-119	1/23/00	DET	W	99-91	3/8/13	DET	W	102-99
3/6/87	DET	L	115-125	2/17/00	DAL	W	106-97	1/26/14	DAL	W	116-106
3/21/87	DAL	W	122-118	12/17/00	DET	W	99-90	2/22/14	DET	W	113-102
11/25/87	DAL	W	113-107	1/3/01	DAL	L	104-107	12/17/14	DET	W	117-106
12/18/87	DET	L	112-117	10/30/01	DAL	W	94-87	1/7/15	DAL	L	95-108
11/15/88	DAL	L	99-108	11/15/01	DET	L	89-115	3/9/16	DAL	L	96-102
3/27/89	DET	L	77-90	11/9/02	DAL	W	114-75	4/1/16	DET	W	98-89
3/18/90	DET	L	84-114	11/27/02	DET	W	102-82	12/14/16	DAL	L	85-95
3/25/90	DAL	W	98-96*	1/11/04	DET	L	102-115	2/15/17	DET	L	91-98
1/14/91	DAL	L	81-89	2/7/04	DAL	W	111-108	12/20/17	DAL	W	110-93
1/25/91	DET	L	82-84	12/6/04	DAL	L	85-101	4/6/18	DET	L	106-113*
1/3/92	DAL	L	96-106	3/28/05	DET	W	95-88	1/25/19	DAL	W	106-101
1/13/92	DET	L	81-84	11/19/05	DAL	W	119-82	1/31/19	DET	L	89-93
1/13/93	DET	L	96-112	3/28/06	DET	L	90-97				
1/19/93	DAL	W	113-103	12/7/06	DAL	L	82-92				

\*overtime

## SERIES INFORMATION & NOTES

**Overall Series** Detroit leads 42-34

**Games in Dallas** Detroit leads 19-18

**American Airlines Center** Dallas leads 12-5

**Reunion Arena** Detroit 14-6

**Games in Detroit** Detroit leads 23-16

**Current Series Streak** Detroit won last game

**in Dallas** Dallas won last two

**in Detroit** Detroit won last three

### DALLAS

**Last Home Win** 106-101 (1/25/19)

**Last Road Win** 98-89 (4/1/16)

**Largest Margin of Victory** 39 (114-75, 11/9/02)

**High Point Total** 122 (three times)

**Low Point Total** 67 (2/3/08)

### DETROIT

**Last Home Win** 93-89 (1/31/19)

**Last Road Win** 95-85 (12/14/16)

**Largest Margin of Victory** 30 (114-84, 3/18/90)

**High Point Total** 129 (1/24/86)

**Low Point Total** 75 (11/9/02)

### Series scoring record vs Detroit

Dirk Nowitzki (42 on 11/23/10)

Michael Finley (42 on 11/27/02)

### Series scoring record vs Dallas

Joe Dumars (40 on 2/21/94)

The Pistons have taken six of the last nine meetings between the two teams (after the Mavericks won 11 of the previous 12)...Luka Dončić (19 years, 331 days) registered 32 points, eight rebounds, eight assists, two steals and one block in Dallas' 106-101 win over Detroit on 1/25/19, becoming the first teenager in NBA history to go for 30-8-8-2-1 in a game... Dallas scored a series-low 67 points on 2/3/08 with the previous low of 73 being set in the Mavericks' inaugural year (1980)...before the 1999-2000 season, the Pistons had won seven in a row...former Pistons great Isiah Thomas dished out 25 assists in the 124-119 Pistons win on 2/13/85, a Mavericks opponent individual high...their meeting on 10/30/01 not only opened the 2001-02 season, but also marked the first-ever game at American Airlines Center (the Mavs won the contest 94-87).











# INDIANA PACERS



**Chairman, CEO and NBA Governor** Herbert Simon  
**President of Basketball Operations** Kevin Pritchard  
**General Manager** Chad Buchanan  
**Head Coach** Nate McMillan  
**Assistant Coaches** Bill Bayno, Dan Burke, Popeye Jones  
**Athletic Trainer** Josh Corbeil  
**Address** 125 South Pennsylvania Street, Indianapolis, Ind., 46204  
**Home Court** Bankers Life Fieldhouse (17,923) - 2000  
**Team Colors** Blue and Gold  
**Television** FSN Indiana: Quinn Buckner, Chris Denari, Jeremiah Johnson  
**Radio** 1070 The Fan/93.5 FM: Mark Boyle, Bob Leonard

## INDIANA PR STAFF

**Director of Media Relations** David Benner (dbenner@pacers.com)  
**Associate Director of Media Relations** Krissy Myers (kmyers@pacers.com)  
**Manager of Public Relations** Wes Kaminski (wkaminski@pacers.com)  
**Phone** 317-917-2500

## DALLAS VS. INDIANA 2018-2019

PLAYER	GP-GS	MIN	FGM-FGA	FG%	3FG-FGA	FG%	FTM-FTA	FT%	OFF	DEF	TOT/AVG	AST	PF-DQ	STL	TO	BLK	PTS/AVG
Hardaway Jr., T	1-1	35:46	7-16	0.438	4-9	0.444	2-3	0.667	0	4	4/4.0	3	0-0	2	0	0	20/20.0
Barnes, H	1-1	32:25	6-15	0.400	3-7	0.429	5-5	1.000	0	3	3/3.0	2	3-0	0	1	0	20/20.0
Brunson, J	2-1	55:46	14-23	0.609	4-9	0.444	4-6	0.667	0	6	6/3.0	9	3-0	3	4	0	36/18.0
Doncic, L	2-2	56:12	12-30	0.400	3-13	0.231	7-11	0.636	3	12	15/7.5	13	4-0	3	9	0	34/17.0
Matthews, W	1-1	29:10	6-12	0.500	3-8	0.375	2-2	1.000	0	3	3/3.0	2	3-0	0	4	0	17/17.0
Jordan, D	1-1	31:00	7-9	0.778	0-0	0.000	1-2	0.500	4	12	16/16.0	0	1-0	0	1	0	15/15.0
Powell, D	2-1	51:13	9-14	0.643	1-1	1.000	4-7	0.571	6	6	12/6.0	4	4-0	2	3	0	23/11.5
Nowitzki, D	2-1	31:36	4-15	0.267	3-11	0.273	0-0	0.000	0	6	6/3.0	3	3-0	0	0	1	11/5.5
Kleber, M	2-1	51:05	3-4	0.750	3-4	0.750	0-0	0.000	1	1	2/1.0	3	2-0	1	1	4	9/4.5
Finney-Smith, D	2-0	44:01	3-12	0.250	1-4	0.250	2-2	1.000	7	6	13/6.5	4	6-0	2	1	0	9/4.5
Jackson, J	1-0	14:23	2-4	0.500	0-1	0.000	0-1	0.000	1	1	2/2.0	0	2-0	0	0	0	4/4.0
Harris, D	2-0	32:03	3-12	0.250	0-5	0.000	1-2	0.500	2	1	3/1.5	4	9-0	2	4	0	7/3.5
Macon, D	1-0	2:59	1-1	1.000	0-0	0.000	0-0	0.000	0	0	0/0.0	0	0-0	1	0	0	2/2.0
Mejri, S	1-0	2:53	0-0	0.000	0-0	0.000	2-2	1.000	0	1	1/1.0	0	0-0	0	0	0	2/2.0
Brookhoff, R	1-0	9:28	0-2	0.000	0-2	0.000	0-0	0.000	0	0	0/0.0	1	0-0	0	0	0	0/0.0
MAVERICKS	2-10	480:00	77-169	0.456	25-74	0.338	30-43	0.698	24	62	101/50.5	48	40-0	16	30	5	209/104.5
PACERS	2-10	480:00	79-162	0.488	18-52	0.346	36-45	0.800	17	66	96/48.0	42	45-0	16	26	7	212/106.0

## INDIANA VS. DALLAS 2018-2019

PLAYER	GP-GS	MIN	FGM-FGA	FG%	3FG-FGA	FG%	FTM-FTA	FT%	OFF	DEF	TOT/AVG	AST	PF-DQ	STL	TO	BLK	PTS/AVG
Matthews, W	1-1	37:03	6-13	0.462	4-10	0.400	4-4	1.000	0	3	3/3.0	1	4-0	1	3	0	20/20.0
Evans, T	1-0	25:14	7-11	0.636	2-3	0.667	3-4	0.750	0	0	0/0.0	2	2-0	0	1	0	19/19.0
Sabonis, D	1-0	27:06	7-8	0.875	1-1	1.000	1-1	1.000	3	8	11/11.0	2	5-0	0	2	0	16/16.0
Bogdanovic, B	2-2	56:44	11-26	0.423	1-8	0.125	8-8	1.000	0	11	11/5.5	1	5-0	1	5	0	31/15.5
Turner, M	2-2	55:31	9-20	0.450	3-7	0.429	4-7	0.571	1	7	8/4.0	1	6-0	5	3	4	25/12.5
Oladipo, V	1-1	32:10	4-15	0.267	1-4	0.250	3-4	0.750	4	4	8/8.0	6	3-0	3	1	0	12/12.0
Collison, D	2-2	50:15	6-15	0.400	3-6	0.500	8-9	0.889	1	8	9/4.5	7	4-0	3	4	1	23/11.5
Young, T	2-2	60:01	9-17	0.529	0-2	0.000	1-2	0.500	4	8	12/6.0	9	4-0	0	2	0	19/9.5
McDermott, D	2-0	34:02	6-10	0.600	1-4	0.250	3-4	0.750	0	1	1/0.5	2	3-0	0	3	1	16/8.0
Joseph, C	2-0	54:21	7-17	0.412	1-5	0.200	0-0	0.000	2	7	9/4.5	8	4-0	2	0	1	15/7.5
Leaf, T	2-0	18:00	4-4	1.000	0-0	0.000	1-2	0.500	2	6	8/4.0	2	0-0	1	0	0	9/4.5
O'Quinn, K	2-0	13:30	2-2	1.000	0-0	0.000	0-0	0.000	0	3	3/1.5	1	4-0	0	1	0	4/2.0
Holiday, A	2-0	4:33	1-4	0.250	1-2	0.500	0-0	0.000	0	0	0/0.0	0	1-0	0	0	0	3/1.5
Johnson, A	1-0	1:30	0-0	0.000	0-0	0.000	0-0	0.000	0	0	0/0.0	0	0-0	0	0	0	0/0.0
PACERS	2-10	480:00	79-162	0.488	18-52	0.346	36-45	0.800	17	66	96/48.0	42	45-0	16	26	7	212/106.0
MAVERICKS	2-10	480:00	77-169	0.456	25-74	0.338	30-43	0.698	24	62	101/50.5	48	40-0	16	30	5	209/104.5

2019-20 vs Mavericks  
 Feb. 3 at Indiana  
 Mar. 8 at Dallas

2018-19 Season  
 48-34 (.585)  
 Second in Central

Playoffs  
 Lost to Boston, 4-0





Date	Site	W/L	Score	Date	Site	W/L	Score	Date	Site	W/L	Score
1/24/81	IND	L	89-107	2/17/94	DAL	L	73-84	1/12/07	IND	W	115-113
2/27/81	DAL	L	111-118	2/22/94	IND	L	101-107	11/23/07	IND	L	107-111
2/6/82	IND	W	95-89	1/6/95	DAL	W	103-92	3/14/08	DAL	W	116-97
3/7/82	DAL	L	106-108	2/26/95	IND	L	92-100	11/25/08	DAL	W	109-106
1/25/83	IND	W	134-126	12/22/95	IND	L	79-90	3/20/09	IND	W	94-92
3/17/83	DAL	W	120-105	1/9/96	DAL	L	84-91	11/27/09	IND	W	113-92
12/14/83	DAL	W	117-109	11/12/96	DAL	W	103-82	2/22/10	DAL	W	91-82
1/21/84	IND	W	118-111	3/26/97	IND	L	80-104	1/12/11	IND	L	89-102
10/31/84	IND	W	101-100	1/10/98	DAL	L	79-84	3/4/11	DAL	W	116-108
3/5/85	DAL	W	108-102	2/13/98	IND	W	85-82	2/3/12	DAL	L	87-98
11/23/85	DAL	W	117-104	1998-1999	- DID NOT PLAY -			11/16/12	IND	L	83-103
3/24/86	IND	W	126-120	2/21/00	IND	L	93-94	3/28/13	DAL	L	87-103
1/5/87	DAL	L	135-144	3/14/00	DAL	W	111-90	2/12/14	IND	W	81-73
1/17/87	IND	W	119-115**	11/2/00	DAL	W	94-88	3/9/14	DAL	W	105-94
12/23/87	IND	W	110-109	12/13/00	IND	L	92-97	11/24/14	DAL	L	100-111
1/13/88	DAL	W	110-108	1/12/02	DAL	W	111-102	3/29/15	IND	L	99-104
3/31/89	IND	W	105-102	2/5/02	IND	W	141-140**	12/16/15	IND	L	81-107
4/10/89	DAL	L	103-110	11/28/02	IND	L	98-110	3/12/16	DAL	L	105-112
1/2/90	DAL	W	110-106	12/17/02	DAL	W	118-97	10/26/16	IND	L	121-130*
2/23/90	IND	W	102-91	1/9/04	DAL	L	80-92	12/9/16	DAL	W	111-103
2/5/91	DAL	W	114-109	3/24/04	IND	L	99-103	12/27/17	IND	W	98-94
2/27/91	IND	W	108-104	1/8/05	DAL	W	121-101	2/26/18	DAL	W	109-103
11/27/91	DAL	W	113-106	2/4/05	IND	L	94-95	1/19/19	IND	L	99-111
12/13/91	IND	L	108-124	12/6/05	IND	W	84-75	2/27/19	DAL	W	110-101
2/5/93	DAL	W	105-104	12/26/05	DAL	W	102-80				
2/28/93	IND	L	96-110	1/4/07	DAL	W	100-91				

\*overtime

## SERIES INFORMATION & NOTES

**Overall Series** Dallas leads 43-32

**Games in Dallas** Dallas leads 26-12

**American Airlines Center** Dallas leads 13-5

**Reunion Arena** Dallas 13-7

**Games in Indiana** Indiana leads 20-17

**Current Series Streak** Dallas won last game

**in Dallas** Dallas won last three

**in Indiana** Indiana won last game

### DALLAS

**Last Home Win** 110-101 (2/27/19)

**Last Road Win** 98-94 (12/27/17)

**Largest Margin of Victory** 22 (102-80, 12/26/06)

**High Point Total** 141 (2OT) (2/5/02)

**Low Point Total** 73 (2/17/94)

### INDIANA

**Last Home Win** 111-99 (1/19/19)

**Last Road Win** 112-105 (3/12/16)

**Largest Margin of Victory** 26 (107-81, 12/16/15)

**High Point Total** 144 (1/5/87)

**Low Point Total** 73 (2/12/14)

### Series scoring record vs Indiana

Dirk Nowitzki (43 on 1/12/07)

Mark Aguirre (43 on 1/25/83)

### Series scoring record vs Dallas

Butch Carter (42 on 1/25/83)

Dallas has taken four of the last five meetings with Indiana (after the Pacers won the previous five)...on 12/16/15, the Pacers defeated the Mavericks by 26 (107-81), the largest margin of victory in the all-time series...Indiana snapped a seven-game road losing streak with a win in Dallas on 2/3/12...Jason Kidd moved past Dale Ellis (1,719) and into third place on the all-time 3-point field goals made list with a trey at the 7:48 mark of the third period at Indiana on 1/12/11...on 11/28/02, Indiana handed the Mavs their first loss of the 2002-03 season as Dallas (14-1) fell one win shy of the best start in NBA history... on 1/8/05 the Mavericks shot a franchise-high field goal percentage for a half (.743)...on 2/13/98, the Mavericks (24) and Pacers (34) combined to set an NBA record-low in a half for two teams, scoring a mere 58 points in the first half...on 1/17/87, former Maverick James Donaldson played 51 minutes in the 119-115 double-overtime loss to the Pacers without a turnover, a Mavericks team record.













Date	Site	W/L	Score	Date	Site	W/L	Score	Date	Site	W/L	Score	Date	Site	W/L	Score
11/7/95	DAL	W	99-88	1/17/02	MEM	W	108-97	1/28/08	MEM	W	103-84	2/5/14	MEM	W	110-96
11/13/95	VAN	W	94-89	2/26/02	DAL	W	104-91	2/8/08	DAL	W	92-81	4/16/14	MEM	L	105-106*
12/28/95	DAL	W	103-101**	3/23/02	DAL	W	111-100	2/22/08	MEM	W	98-83	12/9/14	MEM	L	105-114
3/1/96	VAN	W	119-111*	10/30/02	MEM	W	119-108	11/21/08	DAL	W	91-76	1/19/15	MEM	W	103-95
12/7/96	DAL	W	96-85	12/14/02	DAL	W	104-87	12/23/08	DAL	W	100-82	1/27/15	DAL	L	90-109
12/19/96	VAN	W	105-98	2/14/03	MEM	W	110-103	1/4/09	MEM	L	82-102	3/20/15	DAL	L	101-112
2/17/97	VAN	W	100-95	3/1/03	DAL	W	114-87	4/3/09	MEM	L	102-107	11/24/15	MEM	L	96-110
4/12/97	DAL	L	85-96	11/15/03	MEM	L	101-108*	12/4/09	MEM	L	82-98	12/18/15	DAL	W	97-88
10/31/97	VAN	W	90-88	12/27/03	DAL	W	104-98	12/26/09	DAL	W	106-101	2/6/16	MEM	W	114-110*
11/4/97	DAL	W	92-87	2/17/04	MEM	L	92-109	3/31/10	MEM	W	106-102*	4/8/16	DAL	W	103-93
2/2/98	DAL	W	104-90	4/13/04	DAL	W	11-103	4/7/10	DAL	W	110-84	11/18/16	DAL	L	64-80
3/31/98	VAN	W	104-101	11/6/04	DAL	W	112-88	10/29/10	DAL	L	90-91	3/3/17	DAL	W	104-100
2/14/99	VAN	L	92-96	11/27/04	MEM	W	98-85	11/10/10	MEM	W	106-91	3/31/17	MEM	L	90-99
3/13/99	DAL	W	91-74	4/11/05	DAL	W	110-89	1/15/11	MEM	L	70-89	4/12/17	MEM	W	100-93
4/27/99	DAL	W	84-75	4/20/05	MEM	W	108-88	3/6/11	DAL	L	103-104	10/25/17	DAL	W	103-94
12/7/99	DAL	L	95-104	11/26/05	DAL	L	92-112	2/29/12	MEM	L	85-96	10/26/17	MEM	L	91-96
2/6/00	VAN	W	103-99*	12/9/05	MEM	W	90-83	4/4/12	DAL	W	95-85	11/22/17	MEM	W	95-94
4/2/00	VAN	W	100-86	2/1/06	MEM	W	81-80	4/7/12	MEM	L	89-94	3/10/18	DAL	W	114-80
4/16/00	DAL	W	114-106	2/23/06	DAL	W	97-87	12/21/12	MEM	L	92-82	11/19/18	MEM	L	88-98
11/8/00	DAL	L	74-101	11/17/06	MEM	W	115-103	1/12/13	DAL	W	104-83	3/2/19	DAL	L	81-111
11/18/00	VAN	W	91-88	11/18/06	DAL	W	89-94	2/27/13	MEM	L	84-90	4/5/19	DAL	L	112-122
1/25/01	DAL	W	120-83	1/31/07	MEM	W	95-94	4/15/13	DAL	L	97-103	4/7/19	MEM	W	129-127*
2/27/01	VAN	W	116-112	2/7/07	DAL	W	113-97	11/2/13	DAL	W	111-99				
11/4/01	MEM	W	94-85	11/17/07	DAL	W	108-105	12/18/13	DAL	W	105-91				

\* overtime

## SERIES INFORMATION & NOTES

**Overall Series** Dallas leads 65-29

**Games in Dallas** Dallas leads 35-12

**American Airlines Center** Dallas leads 26-9

**Reunion Arena** Dallas 9-3

**Games in Memphis/Vancouver** Dallas leads 30-17

**Games in Memphis** Dallas leads 20-16

**Games in Vancouver** Dallas 10-1

**Current Series Streak** Dallas won last game

**in Dallas** Memphis won last two

**in Memphis** Dallas won last game

### DALLAS

**Last Home Win** 114-80 (3/10/18)

**Last Road Win** 129-127 (OT) (4/7/19)

**Largest Margin of Victory** 37 (120-83, 1/25/01)

**High Point Total** 129 (OT) (4/7/19)

**Low Point Total** 64 (11/18/16)

### MEMPHIS

**Last Home Win** 96-91 (10/26/17)

**Last Road Win** 122-112 (4/5/19)

**Largest Margin of Victory** 30 (111-81, 3/2/19)

**High Point Total** 127 (OT) (4/7/19)

**Low Point Total** 74 (2/13/99)

#### Series scoring record vs Memphis

Dirk Nowitzki (38 on 2/7/07)

#### Series scoring record vs Dallas

Shareef Abdur-Rahim (36 on 2/6/00 and 2/27/01)

Pau Gasol (36 on 11/26/05)

The Mavericks are 65-29 all-time against the Grizzlies franchise...Dallas recorded a franchise-record 84 bench-points in a 129-127 overtime win at Memphis on 4/7/19...Rick Carlisle recorded his 750th career victory in the game on 4/7/19, becoming the 17th coach in NBA history to reach the milestone...the 256 combined points in the game on 4/7/19 were the most in the all-time series...Memphis' 30-point victory (111-81) at American Airlines Center on 3/2/19 was its largest ever win over Dallas...Harrison Barnes banked in a 30-foot 3-pointer at the buzzer to give Dallas a 95-94 win at Memphis on 11/22/17... Memphis held Dallas to a series-low 64 points in its 80-64 win on 11/18/16...Dirk Nowitzki saw his streak of 82 consecutive free throws made come to an end on 10/29/10...the game vs. Memphis on 3/6/11 marked Dallas' 1,000th consecutive game with at least one 3-point basket...the Mavericks' 13-game winning streak over Memphis ended on 1/4/09 with a 20-point Grizzlies victory...on 12/9/05, Dirk Nowitzki surpassed James Donaldson to become the Mavericks franchise leader in rebounds with 4,590... Nowitzki registered 32 points and 18 rebounds on 11/27/05...the matchup on 3/13/99 took on a historical note as the Mavericks' A.C. Green tallied his 1,000th consecutive game played, the longest streak in NBA history...in the 3/1/96 win at Vancouver, the Mavericks set an NBA record for 3-point field goals made in a period with nine in the third.







Date	Site	W/L	Score	Date	Site	W/L	Score	Date	Site	W/L	Score
11/8/88	DAL	W	92-88	3/7/98	DAL	L	88-94	2/20/10	DAL	W	97-91
12/17/88	MIA	W	104-87	4/7/99	MIA	L	87-93	11/27/10	DAL	W	106-95
2/16/89	DAL	W	93-80	11/11/99	MIA	L	105-128	12/20/10	MIA	W	98-96
2/28/89	MIA	W	111-110*	12/20/99	DAL	L	89-92	12/25/11	DAL	L	94-105
4/2/89	DAL	W	98-96	2/1/01	DAL	W	95-91*	3/29/12	MIA	L	85-106
4/18/89	MIA	W	103-99	3/7/01	MIA	W	96-86	12/20/12	DAL	L	95-110
11/18/89	DAL	W	100-99	11/23/01	MIA	W	104-94	1/2/13	MIA	L	109-119*
3/23/90	MIA	W	106-103	3/2/02	DAL	L	95-109	11/15/13	MIA	L	104-110
11/14/90	MIA	L	93-105	2/15/03	DAL	W	98-92	2/18/14	DAL	L	106-117
3/2/91	DAL	L	103-109	3/7/03	MIA	W	91-89	11/9/14	DAL	L	96-105
12/10/91	DAL	W	114-110*	11/3/03	DAL	W	103-93	1/30/15	MIA	W	93-72
1/25/92	MIA	L	101-103	3/26/04	MIA	L	118-119*	1/1/16	MIA	L	82-106
12/8/92	DAL	L	112-126	11/11/04	MIA	W	113-93	2/3/16	DAL	L	90-93
1/24/93	MIA	L	106-122	2/1/05	DAL	W	109-104	1/19/17	MIA	L	95-99
12/7/93	DAL	L	101-106	11/25/05	MIA	W	103-90	2/27/17	DAL	W	96-89
3/17/94	MIA	L	98-115	2/9/06	DAL	W	112-76	12/22/17	MIA	L	101-113
11/15/94	MIA	L	102-115	1/21/07	MIA	W	99-93	1/29/18	DAL	L	88-95
1/14/95	DAL	L	77-84	2/22/07	DAL	W	112-100	2/13/19	DAL	L	101-112
11/28/95	MIA	L	89-111	1/4/08	DAL	W	94-89	3/28/19	MIA	L	99-105
3/12/96	DAL	L	118-125	3/16/08	MIA	W	98-73				
11/9/96	DAL	L	84-91	1/31/09	MIA	W	111-96				
12/4/96	MIA	L	79-101	4/1/09	DAL	W	98-96				
2/26/98	MIA	L	72-91	12/11/09	MIA	W	106-93				

\* overtime

## SERIES INFORMATION & NOTES

**Overall Series** Miami leads 34-31

**Games in Dallas** Tied 16-16

**American Airlines Center** Dallas leads 10-8

**Reunion Arena** Miami 8-6

**Games in Miami** Miami leads 18-15

**Current Series Streak** Miami won last two

**in Dallas** Miami won last game

**in Miami** Miami won last three

### DALLAS

**Last Home Win** 96-89 (2/27/17)

**Last Road Win** 93-72 (1/30/15)

**Largest Margin of Victory** 36 (112-76, 2/9/06)

**High Point Total** 118 (twice)

**Low Point Total** 72 (2/26/98)

### MIAMI

**Last Home Win** 105-99 (3/28/19)

**Last Road Win** 112-101 (2/13/19)

**Largest Margin of Victory** 24 (106-82, 1/1/16)

**High Point Total** 128 (11/11/99)

**Low Point Total** 73 (3/16/08)

### Series scoring record vs Miami

Dirk Nowitzki (41 on 11/11/04)

### Series scoring record vs Dallas

LeBron James (42 on 2/18/14)

After dropping 14 straight to Dallas from 11/11/04-12/20/10, Miami has since gone 14-2 against the Mavericks...the Mavericks defeated the Heat in six games in 2011 to capture their first championship in franchise history...Miami beat Dallas in six games in 2006 to win its first title in team history...Dirk Nowitzki registered a Mavericks series-high 41 points on 11/11/04...on 2/1/01, the Mavericks broke the then-longest losing streak in professional sports with a 95-91 win over the Heat...that broke a streak of 16 consecutive wins for Miami...later in the season, the Mavericks won in Miami for the first time in 11 years in their first appearance in AmericanAirlines Arena...the win also marked the Mavs' first season series sweep of the Heat since the 1989-90 season...Dallas won the first eight games of the all-time series and nine of the first 11.





Date	Site	W/L	Score	Date	Site	W/L	Score	Date	Site	W/L	Score	Date	Site	W/L	Score
12/27/80	MIL	L	96-112	11/11/92	DAL	L	116-124	3/11/05	MIL	W	112-110	11/18/17	DAL	W	111-79
2/17/81	DAL	L	106-114	3/2/93	MIL	L	86-120	11/29/05	MIL	L	111-113*	12/8/17	MIL	L	102-109
1/20/82	DAL	W	109-104	12/3/93	DAL	L	106-107	1/16/06	DAL	W	114-95	1/21/19	MIL	L	106-116
2/5/82	MIL	L	92-117	12/22/93	MIL	L	86-96	2/13/07	MIL	W	99-93	2/8/19	DAL	L	107-122
12/30/82	MIL	L	99-111	1/31/95	MIL	L	105-107	3/28/07	DAL	W	105-103				
3/4/83	DAL	L	102-108	3/28/95	DAL	W	114-93	11/24/07	MIL	L	95-97				
12/16/83	MIL	L	105-110	11/9/95	DAL	W	104-94	2/6/08	DAL	W	107-96				
2/24/84	DAL	L	88-95	2/6/96	MIL	L	111-114	1/21/09	MIL	L	99-133				
11/20/84	DAL	W	109-108	11/19/96	MIL	L	97-100	2/25/09	DAL	W	116-96				
12/18/84	MIL	L	96-110	2/20/97	DAL	L	99-101	11/16/09	MIL	W	115-113*				
12/21/85	MIL	L	107-132	11/22/97	DAL	L	62-83	1/26/10	DAL	W	108-107				
2/19/86	DAL	L	107-124	12/30/97	MIL	L	98-105*	12/13/10	DAL	L	99-103				
1/16/87	MIL	W	124-122*	1998-1999	- DID NOT PLAY -			1/1/11	MIL	L	87-99				
1/30/87	DAL	W	133-117	12/5/99	MIL	L	97-103	1/13/12	DAL	W	102-76				
12/13/87	MIL	W	113-99	2/15/00	DAL	L	99-112	2/26/13	DAL	L	90-95				
1/23/88	DAL	W	113-97	10/31/00	DAL	W	97-93	3/12/13	MIL	W	115-108				
12/23/88	MIL	L	101-113	1/11/01	MIL	L	94-102	11/9/13	MIL	W	91-83				
3/13/89	DAL	L	95-111	12/20/01	DAL	W	113-101	12/14/13	DAL	W	106-93				
2/22/90	MIL	L	97-109	3/26/02	MIL	W	112-106*	12/3/14	MIL	W	107-105				
4/1/90	DAL	W	86-72	12/30/02	DAL	L	107-110	12/7/14	DAL	W	125-102				
12/21/90	DAL	W	103-89	2/12/03	MIL	L	114-120	12/28/15	DAL	W	103-93				
1/3/91	MIL	L	87-97	12/30/03	DAL	W	103-93	1/8/16	MIL	L	95-96				
11/9/91	MIL	L	95-111	1/2/04	MIL	L	101-109	11/6/16	DAL	W	86-75*				
1/22/92	DAL	W	118-116	1/2/05	DAL	W	123-104	4/2/17	MIL	W	109-105				

\* overtime

## SERIES INFORMATION & NOTES

**Overall Series** Milwaukee leads 41-34

**Games in Dallas** Dallas leads 24-14

**American Airlines Center** Dallas leads 14-4

**Reunion Arena** Tied 10-10

**Games in Milwaukee** Milwaukee leads 27-10

**Current Series Streak** Milwaukee won last three in Dallas Milwaukee won last game

in Milwaukee Milwaukee won last two

### DALLAS

**Last Home Win** 111-79 (11/18/17)

**Last Road Win** 109-105 (4/2/17)

**Largest Margin of Victory** 32 (111-79, 11/18/17)

**High Point Total** 133 (1/30/87)

**Low Point Total** 62 (11/22/97)

### MILWAUKEE

**Last Home Win** 116-106 (1/21/19)

**Last Road Win** 122-107 (2/8/19)

**Largest Margin of Victory** 34 (twice)

**High Point Total** 133 (1/21/09)

**Low Point Total** 72 (4/1/90)

### Series scoring record vs Milwaukee

Dirk Nowitzki (40 on 12/30/02)

### Series scoring record vs Dallas

Terry Cummings (39 on 1/16/87)

The Bucks have taken three straight against the Mavericks (after Dallas won the previous three and nine of the previous 10)...the Mavericks beat the Bucks by 32 (111-79) on 11/18/17, marking their largest margin of victory over Milwaukee...on 11/6/16, the Mavericks outscored the Bucks 12-1 in overtime en route to an 86-75 win...the Mavericks set new franchise records for fewest points allowed in an overtime game (75) and an overtime period (1)...the Bucks broke the Mavericks' season-high 12-game winning streak during the 2010-11 season with a victory at Dallas on 12/13/10...it also ended Milwaukee's seven-game losing streak at American Airlines Center...Dirk Nowitzki recorded his first career triple-double with a 29-point, 10-rebound, 12-assist effort against Milwaukee on 2/6/08...the Mavericks scored 99 points in a win on 2/13/07 that broke a streak of 10 straight games where Dallas scored 100-plus points over the Bucks...Dallas snapped a 12-game road losing streak against the Bucks with a 112-106 triumph at the Bradley Center on 3/26/02... Milwaukee held the Mavericks to a team record-low 62 points in the Bucks' 83-62 win on 11/22/97 in Dallas...Dirk Nowitzki scored 40 points in a loss to the Bucks on 12/30/02.





Date	Site	W/L	Score	Date	Site	W/L	Score	Date	Site	W/L	Score	Date	Site	W/L	Score
11/24/89	DAL	W	99-89	4/7/95	DAL	W	111-94	3/10/03	DAL	L	83-92	3/24/11	DAL	W	104-96
12/13/89	MIN	W	90-87	12/23/95	MIN	L	98-111	3/30/03	MIN	W	119-95	1/1/12	MIN	L	82-99
2/8/90	DAL	W	90-77	2/3/96	DAL	L	96-105	11/29/03	DAL	W	92-88	1/25/12	DAL	L	90-105
2/25/90	MIN	W	87-82	2/5/96	MIN	L	92-104	12/18/03	MIN	L	109-114	2/10/12	MIN	W	104-97
3/30/90	DAL	L	82-84	3/25/96	DAL	L	84-110	1/3/04	DAL	W	199-112	11/12/12	DAL	L	82-90
11/2/90	MIN	L	85-98	11/14/96	MIN	L	90-100	3/3/04	MIN	L	97-121	12/15/12	MIN	L	106-114*
11/20/90	DAL	L	91-92*	1/30/97	DAL	L	82-92	11/22/04	DAL	L	82-83	1/14/13	DAL	W	113-98
1/2/91	MIN	L	95-115	2/27/97	DAL	L	105-107**	12/7/04	MIN	W	97-87	3/10/13	MIN	W	100-77
2/26/91	MIN	L	94-100	4/16/97	MIN	W	92-77	3/13/05	MIN	W	102-93	11/8/13	MIN	L	108-116
4/17/91	DAL	W	102-100	1/17/98	DAL	L	110-113*	3/15/05	DAL	L	91-100	11/30/13	DAL	L	106-112
11/6/91	MIN	W	97-94	2/15/98	MIN	L	99-105*	12/18/05	DAL	W	102-95	12/30/13	MIN	W	100-98
11/30/91	DAL	W	75-78	3/3/98	MIN	W	110-99	1/4/06	MIN	L	78-91	3/19/14	DAL	L	122-123*
2/21/92	DAL	W	109-94	3/23/98	DAL	W	91-87	1/7/06	DAL	W	83-79	11/5/14	DAL	W	131-117
2/26/92	MIN	L	105-106	3/30/99	MIN	L	78-98	11/27/06	DAL	W	93-87	12/10/14	MIN	W	98-75
4/3/92	DAL	L	95-104	4/5/99	MIN	L	93-100	2/3/07	DAL	W	94-93	2/2/15	DAL	W	100-94
11/10/92	MIN	L	104-118	4/15/99	DAL	W	101-95	2/27/07	MIN	W	91-65	1/10/16	MIN	W	93-87
12/10/92	DAL	L	88-111	12/4/99	MIN	W	103-84	4/11/07	MIN	W	105-88	1/20/16	DAL	W	106-94*
1/2/93	MIN	L	71-103	12/18/99	DAL	L	104-108	11/28/07	DAL	W	109-103	2/28/16	DAL	W	128-101
2/26/93	MIN	L	89-99	3/9/00	DAL	L	79-100	1/6/08	MIN	W	101-78	4/3/16	MIN	W	88-78
4/23/93	DAL	W	103-100	4/19/00	MIN	W	113-107	2/24/08	MIN	W	99-83	1/9/17	MIN	L	92-101
11/12/93	MIN	W	115-99	1/10/01	MIN	W	106-86	11/1/08	MIN	W	95-85	1/15/17	DAL	W	96-87
12/23/93	MIN	W	93-89	3/15/01	DAL	W	103-83	12/30/08	DAL	W	107-100	2/24/17	MIN	L	84-97
1/12/94	DAL	L	85-103	3/21/01	MIN	L	97-109	3/31/09	MIN	W	108-88	11/4/17	MIN	L	99-112
2/2/94	MIN	W	92-88	4/18/01	DAL	W	120-100	4/13/09	DAL	W	96-94	11/17/17	DAL	L	87-111
2/8/94	DAL	W	108-105	12/15/01	DAL	W	125-117	11/13/09	MIN	W	89-77	12/10/17	MIN	L	92-97
4/24/94	DAL	W	116-102	12/18/01	MIN	W	107-103	2/5/09	DAL	L	117-108	3/30/18	DAL	L	92-93
11/29/94	DAL	W	84-83	2/19/02	DAL	L	100-117	3/3/10	DAL	W	112-109	10/20/18	DAL	W	140-136
1/27/95	DAL	L	94-102	3/28/02	MIN	L	111-113	3/8/10	MIN	W	125-112	1/11/19	MIN	W	119-115
2/1/95	MIN	W	104-83	1/30/03	DAL	W	112-109	12/1/10	DAL	W	100-86	4/3/19	DAL	L	108-110
3/22/95	MIN	W	99-96	2/11/03	MIN	L	98-100	3/7/11	MIN	W	108-105				

\* overtime

## SERIES INFORMATION & NOTES

- Overall Series** Dallas leads 68-51
- Games in Dallas** Dallas leads 35-25
- American Airlines Center** Dallas leads 21-12
- Reunion Arena** Dallas 14-13
- Games in Minnesota** Dallas leads 33-26
- Current Series Streak** Minnesota won last game
- in Dallas** Minnesota won last game
- in Minnesota** Dallas won last game

### DALLAS

- Last Home Win** 140-136 (10/20/18)
- Last Road Win** 119-115 (1/11/19)
- Largest Margin of Victory** 27 (128-101, 2/28/16)
- High Point Total** 140 (10/20/18)
- Low Point Total** 71 (1/2/93)

### MINNESOTA

- Last Home Win** 97-92 (12/10/17)
- Last Road Win** 110-108 (4/3/19)
- Largest Margin of Victory** 32 (103-71, 1/2/93)
- High Point Total** 136 (10/20/18)
- Low Point Total** 65 (2/27/07)

#### Series scoring record vs Minnesota

Dirk Nowitzki (37 on 3/10/03)

#### Series scoring record vs Dallas

Kevin Love (36 on 12/30/13)  
 Al Jefferson (36 on 3/8/10)  
 Chauncey Billups (36 on 2/19/02)

The Timberwolves have taken seven of the last 10 meetings with the Mavericks (after Dallas won the previous seven and 29 of the previous 37)...Luka Dončić had three go-ahead field goals in the final 1:28 of the Mavericks' 119-115 win at Minnesota on 1/11/19, becoming the first rookie with three go-ahead baskets in the final 2 minutes of regulation since Vince Carter on 4/1/99 vs. Indiana...Dallas defeated Minnesota 140-136 in its 2018-19 home opener on 10/20/18, a game that saw both teams post their highest point totals in the history of the all-time series...the 140 points by the Mavericks on 10/20/18 tied an American Airlines Center record (Dallas also scored 140 vs. the L.A. Lakers at American Airlines Center on 11/21/14 and 140 vs. Phoenix at the AAC on 4/5/09)...Dončić netted a team-high 26 points in the game against the Timberwolves on 10/20/18, becoming the youngest player in Mavericks history (19 years, 234 days) to record a 20-point game...Dallas recorded its largest series win (27 points, 128-101) on 2/28/16...Tyson Chandler set a franchise record for the most rebounds in a period when he pulled down 14 of his game-high 18 rebounds in the third quarter vs. Minnesota on 12/1/10...Rick Carlisle recorded his 400th win as a head coach on 12/1/10...it also marked the 300th win by Dallas at American Airlines Center...Dallas held Minnesota to 65 points on 2/27/07...in the 3/30/90 meeting in Dallas, the Wolves held the Mavericks to a team record-low 61 field goal attempts in the 84-82 Minnesota win...on 11/29/02, Dallas held Minnesota to a Maverick opponent-low eight assists.





Date	Site	W/L	Score	Date	Site	W/L	Score	Date	Site	W/L	Score	Date	Site	W/L	Score
12/26/02	NO	W	83-81	1/14/09	DAL	L	97-104	1/10/14	NO	W	107-90	12/26/18	DAL	W	122-119
4/1/03	DAL	W	95-86	3/5/09	NO	L	88-104	1/11/14	DAL	W	110-107	12/28/18	NO	L	112-114
11/11/03	DAL	W	125-97	4/10/09	DAL	W	100-92	2/26/14	DAL	W	108-89	3/18/19	DAL	L	125-129*
2/4/04	NO	W	113-104	4/12/09	NO	L	92-102	11/1/14	NO	W	109-104				
11/3/04	NO	W	106-91	11/4/09	NO	L	107-114*	12/10/14	DAL	W	112-107				
2/2/05	NO	W	90-82	12/14/09	DAL	W	94-90	1/25/15	NO	L	106-109				
2/28/05	DAL	W	90-86	2/28/10	DAL	W	108-100	3/2/15	DAL	W	102-93				
3/21/05	DAL	W	103-86	3/22/10	NO	L	99-115	11/7/15	DAL	W	93-87				
11/12/05	OKC	W	109-103	11/15/10	DAL	W	98-95	11/10/15	NO	L	105-120				
12/3/05	DAL	W	97-88	11/17/10	NO	L	97-99	1/2/16	DAL	L	98-105				
12/31/05	OKC	W	95-90	3/9/11	NO	L	92-93	1/6/16	NO	W	100-91				
4/8/06	DAL	W	101-77	4/13/11	DAL	W	121-89	11/27/16	DAL	W	91-81				
11/25/06	DAL	W	85-73	1/7/12	DAL	W	96-81	12/26/16	NO	L	104-111				
12/16/06	NO	W	90-79	1/21/12	NO	W	83-81	2/25/17	DAL	W	96-83				
12/30/06	DAL	W	94-80	3/2/12	NO	L	92-97	3/29/17	NO	L	118-121				
3/27/07	OKC	W	105-89	1/5/13	DAL	L	96-99*	11/3/17	DAL	L	94-99				
12/1/07	NO	L	108-112*	2/22/13	NO	W	104-100	12/29/17	NO	W	128-120				
12/14/07	DAL	W	89-80	4/14/13	NO	W	107-89	3/4/18	DAL	L	109-126				
2/20/08	NO	L	93-104	4/17/13	DAL	W	99-87	3/20/18	NO	L	105-115				
4/16/08	DAL	W	111-98	12/4/13	NO	W	100-97	12/5/18	NO	L	106-132				

\*overtime

## SERIES INFORMATION & NOTES

**Overall Series** Dallas leads 41-22

**Games in Dallas** Dallas leads 25-6

**Games in New Orleans/OKC** Tied 16-16

**Games in New Orleans** New Orleans leads 16-13

**Games in Oklahoma City** Dallas 3-0

**Current Series Streak** New Orleans won last two

**in Dallas** New Orleans won last game

**in New Orleans** New Orleans won last three

### DALLAS

**Last Home Win** 122-119 (12/26/18)

**Last Road Win** 128-120 (12/29/17)

**Largest Margin of Victory** 32 (121-89, 4/13/11)

**High Point Total** 128 (12/29/17)

**Low Point Total** 83 (twice)

### NEW ORLEANS

**Last Home Win** 114-112 (12/28/18)

**Last Road Win** 129-125 (OT) (3/18/19)

**Largest Margin of Victory** 26 (132-106, 12/5/18)

**High Point Total** 132 (12/5/18)

**Low Point Total** 73 (11/25/06)

### Series scoring record vs New Orleans

Dirk Nowitzki (40 on 1/11/14)

### Series scoring record vs Dallas

Anthony Davis (48 on 12/28/18)

New Orleans has taken seven of the last nine meetings with Dallas....Dirk Nowitzki passed Wilt Chamberlain (31,419) to reclaim the No. 6 spot on the NBA's all-time scoring list with a 20-foot jumper over Kenrich Williams at the 8:35 mark of the first quarter against New Orleans on 3/18/19 (the basket gave him four points for the game and 31,420 for his career)...Anthony Davis tallied a series-best 48 points to go along with 17 rebounds in New Orleans' 114-112 win over Dallas on 12/28/18...Dallas rookie Luka Dončić went 7-of-10 (.700) from beyond the arc en route to scoring a team-high 34 points in the game on 12/28/18, becoming the youngest player in NBA history (19 years, 303 days) to hit seven 3-pointers in a game...Nowitzki became the sixth player in NBA history to reach 900 career victories with Dallas' 122-119 win over New Orleans on 12/26/18... New Orleans recorded its highest point total (132) and largest margin of victory (26, 132-106) against Dallas on 12/5/18...the Mavericks went 22-of-39 (.564) from beyond the arc in their 128-120 win at New Orleans on 12/29/17, setting a new franchise record for 3-pointers made in a game...Dennis Smith Jr. recorded his first career triple-double with 21 points, 10 rebounds and 10 assists at New Orleans on 12/29/17...at the time, Smith (20 years, 34 days) was the third-youngest player in NBA history to post a triple-double (Lonzo Ball, LeBron James)...the Mavericks won the first 16 meetings between the two franchises...the Mavericks are 25-6 all-time against the Pelicans in Dallas... Dirk Nowitzki became the 17th member of the 25,000-point club at New Orleans on 4/14/13 with an 18-foot fadeaway jumper over Robin Lopez at the 6:44 mark of the second quarter (the basket gave him 25,001 career points)...the Mavericks set a franchise record with 17 blocked shots at New Orleans on 2/22/13...Bernard James accounted for seven of Dallas' 17 rejections at New Orleans (2/22/13), becoming the first Mavericks rookie to record seven blocks...with the 32-point (121-89) win over New Orleans on 4/13/11, Dallas recorded its largest margin of victory against New Orleans...with a theft (at the 4:09 mark of the first quarter) on 4/13/11, Shawn Marion became the fifth player in NBA history with at least 1,500 steals and 1,000 blocks.







Date	Site	W/L	Score	Date	Site	W/L	Score	Date	Site	W/L	Score	Date	Site	W/L	Score
12/30/80	NY	L	98-100	11/6/90	NY	W	95-91	2/7/01	NY	L	93-96**	3/10/11	DAL	W	127-109
1/16/81	DAL	W	118-100	3/22/91	DAL	W	104-102*	1/3/02	NY	L	101-108*	2/19/12	NY	L	97-104
11/6/81	DAL	L	95-104	11/20/91	DAL	L	89-92	1/10/02	DAL	W	111-89	3/6/12	DAL	W	95-85
2/16/82	NY	W	112-110	3/3/92	NY	L	83-102	12/28/02	DAL	W	107-82	11/9/12	NY	L	94-104
2/4/83	DAL	L	101-120	1/15/93	DAL	L	93-107	1/24/03	NY	W	101-90	11/21/12	DAL	W	114-111
2/22/83	NY	L	106-108	2/16/93	NY	L	87-117	1/12/04	NY	W	127-121*	1/5/14	DAL	L	80-92
2/1/84	DAL	L	98-105	11/16/93	DAL	L	90-103	2/10/04	DAL	W	105-90	2/24/14	NY	W	110-108
3/27/84	NY	L	88-97	12/20/93	NY	L	92-101	11/19/04	DAL	W	103-101	11/26/14	DAL	W	109-102*
11/6/84	DAL	W	107-104	1/20/95	DAL	L	93-106	12/21/04	NY	W	123-94	12/16/14	NY	W	107-87
12/6/84	NY	W	112-83	3/31/95	NY	L	90-101	1/11/06	NY	L	115-117*	12/7/15	NY	W	104-97
1/15/86	DAL	L	112-116	12/5/95	NY	L	87-92	2/13/06	DAL	W	100-72	3/30/16	DAL	W	91-89
3/27/86	NY	W	110-105	3/24/96	DAL	L	79-85	3/20/07	NY	W	92-77	11/14/16	NY	L	77-93
1/13/87	NY	W	108-103	1/7/97	NY	L	72-102	3/30/07	DAL	W	105-103	1/25/17	DAL	W	103-95
1/21/87	DAL	W	113-93	3/11/97	DAL	W	91-83	12/10/07	NY	W	99-89	1/7/18	DAL	L	96-100
3/22/88	DAL	W	124-105	12/4/97	DAL	W	105-91	3/10/08	DAL	W	108-79	3/13/18	NY	W	110-97
3/28/88	NY	L	106-114	12/22/97	NY	L	67-79	11/16/08	NY	W	124-114*	11/2/18	DAL	L	106-118
12/2/88	DAL	L	101-104	1998-1999	- DID NOT PLAY -			1/8/09	DAL	W	99-94	1/30/19	NY	W	114-90
3/30/89	NY	L	98-99	11/29/99	NY	L	82-107	1/24/10	NY	W	128-78				
1/19/90	DAL	W	117-103	12/16/99	DAL	L	93-100	3/13/10	DAL	L	128-94				
2/27/90	NY	L	87-110	12/6/00	DAL	W	94-85	2/2/11	NY	W	113-97				

\* overtime

## SERIES INFORMATION & NOTES

**Overall Series** Dallas leads 41-35

**Games in Dallas** Dallas leads 23-15

**American Airlines Center** Dallas leads 14-4

**Reunion Arena** New York 11-9

**Games in New York** New York leads 20-18

**Current Series Streak** Dallas won last game

**in Dallas** New York won last two

**in New York** Dallas won last two

### DALLAS

**Last Home Win** 103-95 (1/25/17)

**Last Road Win** 114-90 (1/30/19)

**Largest Margin of Victory** 50 (128-78, 1/24/10)

**High Point Total** 128 (128-94, 1/24/10)

**Low Point Total** 67 (12/22/97)

### NEW YORK

**Last Home Win** 93-77 (11/14/16)

**Last Road Win** 118-106 (11/2/18)

**Largest Margin of Victory** 34 (3/13/10)

**High Point Total** 128 (3/13/10)

**Low Point Total** 72 (2/13/06)

#### Series scoring record vs New York

Rolando Blackman (41 on 1/13/87)

#### Series scoring record vs Dallas

Bernard King (50 on 2/1/84)

The Mavericks and Knicks have split the last two season series, with the road team winning all four games...Dallas has taken 27 of the last 35 meetings between the two clubs...Dennis Smith Jr. (21 years, 63 days) became the second-youngest player ever to record a triple-double at the current Madison Square Garden (behind only Magic Johnson - at 20 years, 175 days) when he went for 13 points, 10 rebounds and 15 assists in Dallas' 114-90 win at New York on 1/30/19...Smith was traded to the Knicks the following day (1/31/19)...in 2009-10, both teams recorded their largest margin of victory against one another (both achieved it on the road)...the Mavericks recorded a 50-point win (128-70) at New York on 1/24/10, and the Knicks recorded a 34-point victory (128-94) at Dallas on 3/13/10...the Mavericks won nine straight at home before falling to the Knicks at American Airlines Center on 3/13/10...the series sweep by the Mavericks in 2002-03 was their first against the Knicks since the 1990-91 season...the Mavericks' win on 1/24/03 ended a 10-game losing streak at Madison Square Garden...on 2/1/84, the Knicks' Bernard King tied a Mavericks opponent individual high, scoring 50 points in the Knicks' win 105-98...King also set a Mavericks opponent individual record with 20 field goals in the game.



# OKLAHOMA CITY THUNDER



**Chairman** Clayton Bennett

**Executive Vice President/General Manager** Sam Presti

**Head Coach** Billy Donovan

**Assistant Coaches** David Akinyooye, Dave Bliss, Vin Bhavnani, Maurice Cheeks, Mark Daigneault, Brian Keefe, Mike Wilks

**Address** 208 Thunder Drive, Oklahoma City, Okla., 73102

**Home Court** Chesapeake Energy Arena (18,203) - 2008

**Team Colors** Thunder Blue, Sunset, Yellow and Navy Blue

**Television** FS Oklahoma: Chris Fisher, Michael Cage, Nick Gallo

**Radio** WWLS (98.1 FM/640 AM): Matt Pinto

## OKLAHOMA CITY PR STAFF

**Vice President of Basketball Communications & Engagement** Matt Tumbleson (mtumbleson@okcthunder.com)

**Senior Basketball Communications Lead** John Read (jread@okcthunder.com)

**Basketball Communications Coordinator** Shelby Willingham (swillingham@okcthunder.com)

**Basketball Communications Coordinator** Laila Wani (lwani@okcthunder.com)

**Phone** 405-208-4800

## DALLAS VS. OKLAHOMA CITY 2018-2019

PLAYER	GP-GS	MIN	FGM-FGA	FG%	3FG-FGA	FG%	FTM-FTA	FT%	OFF	DEF	TOT/AVG	AST	PF-DQ	STL	TO	BLK	PTS/AVG
Burke, T	1-0	30:31	10-18	0.556	4-8	0.500	1-2	0.500	0	2	2/2.0	8	1-0	0	0	0	25/25.0
Doncic, L	3-3	87:42	22-44	0.500	8-21	0.381	12-14	0.857	1	14	15/5.0	18	7-0	3	15	0	64/21.3
Barnes, H	3-3	81:56	18-30	0.600	9-17	0.529	7-8	0.875	1	11	12/4.0	1	9-0	3	6	0	52/17.3
Smith Jr., D	3-3	74:29	12-24	0.500	6-11	0.545	4-6	0.667	1	7	8/2.7	9	7-0	2	10	1	34/11.3
Barea, J	3-0	63:22	11-30	0.367	5-14	0.357	6-9	0.667	0	7	7/2.3	23	4-0	3	6	0	33/11.0
Finney-Smith, D	4-0	87:37	13-27	0.481	4-9	0.444	8-10	0.800	8	16	24/6.0	2	10-0	3	1	1	38/9.5
Lee, C	1-1	16:48	3-7	0.429	2-5	0.400	1-2	0.500	0	1	1/1.0	0	0-0	1	0	0	9/9.0
Harris, D	4-0	58:00	12-22	0.545	5-14	0.357	4-6	0.667	0	8	8/2.0	6	8-0	1	6	0	33/8.3
Mathews, W	2-2	55:12	5-16	0.313	4-10	0.400	2-4	0.500	0	3	3/1.5	4	5-0	3	4	1	16/8.0
Powell, D	4-1	78:25	10-27	0.370	1-8	0.125	6-9	0.667	5	12	17/4.3	0	12-1	1	10	2	27/6.8
Jordan, D	3-3	84:59	7-12	0.583	0-0	0.000	6-8	0.750	5	31	36/12.0	3	7-0	2	10	3	20/6.7
Brunson, J	3-1	41:43	6-15	0.400	1-4	0.250	7-10	0.700	0	2	2/0.7	8	3-0	2	5	0	20/6.7
Nowitzki, D	2-1	36:50	4-14	0.286	3-8	0.375	2-3	0.667	1	15	16/8.0	0	4-0	0	0	1	13/6.5
Mejri, S	2-0	19:24	6-7	0.857	1-1	1.000	0-0	0.000	1	4	5/2.5	1	2-0	1	3	0	13/6.5
Broekhoff, R	2-0	30:13	3-7	0.429	2-6	0.333	3-3	1.000	0	6	6/3.0	1	2-0	0	0	0	11/5.5
Jackson, J	1-1	12:50	2-3	0.667	0-0	0.000	0-0	0.000	2	4	6/6.0	1	1-0	1	0	0	4/4.0
Kleber, M	4-1	99:59	4-16	0.250	3-14	0.214	1-2	0.500	3	17	20/5.0	6	8-0	1	2	4	12/3.0
MAVERICKS	4-20	960:00	148-319	0.464	58-150	0.387	70-96	0.729	28	160	233/58.3	91	90-1	27	82	13	424/106.0
THUNDER	4-20	960:00	162-391	0.414	35-139	0.252	65-96	0.677	59	128	224/56.0	75	93-0	43	45	13	424/106.0

## OKLAHOMA CITY VS. DALLAS 2018-2019

PLAYER	GP-GS	MIN	FGM-FGA	FG%	3FG-FGA	FG%	FTM-FTA	FT%	OFF	DEF	TOT/AVG	AST	PF-DQ	STL	TO	BLK	PTS/AVG
George, P	4-4	146:10	35-86	0.407	13-38	0.342	22-28	0.786	14	19	33/8.3	9	13-0	10	11	1	105/26.3
Westbrook, R	3-3	109:45	26-65	0.400	3-17	0.176	11-12	0.917	2	29	31/10.3	30	8-0	12	13	0	66/22.0
Adams, S	4-4	146:24	27-41	0.659	0-2	0.000	6-21	0.286	24	26	50/12.5	10	13-0	3	1	2	60/15.0
Grant, J	4-4	124:32	20-41	0.488	4-15	0.267	9-10	0.900	1	10	11/2.8	2	8-0	8	3	3	53/13.3
Schroder, D	4-1	125:40	22-65	0.338	4-21	0.190	4-8	0.500	4	12	16/4.0	13	8-0	3	7	2	52/13.0
Patterson, P	3-0	46:45	7-15	0.467	4-10	0.400	0-0	0.000	1	7	8/2.7	1	3-0	0	1	0	18/6.0
Abrines, A	1-0	26:05	2-6	0.333	2-4	0.500	0-0	0.000	0	2	2/2.0	0	2-0	0	1	0	6/6.0
Noel, N	4-0	45:36	7-11	0.636	0-0	0.000	5-6	0.833	6	11	17/4.3	1	9-0	2	4	4	19/4.8
Felton, R	3-0	38:51	5-17	0.294	2-9	0.222	0-0	0.000	1	2	3/1.0	5	5-0	0	0	0	12/4.0
Morris, M	1-0	10:37	1-6	0.167	0-3	0.000	2-2	1.000	0	1	1/1.0	0	2-0	0	0	0	4/4.0
Nader, A	4-1	37:03	6-15	0.400	3-9	0.333	0-0	0.000	1	3	4/1.0	1	9-0	3	2	0	15/3.8
Ferguson, T	3-3	69:46	3-15	0.200	0-9	0.000	4-6	0.667	3	3	6/2.0	1	8-0	2	1	1	10/3.3
Diallo, H	3-0	31:08	1-7	0.143	0-2	0.000	2-3	0.667	2	3	5/1.7	2	5-0	0	1	0	4/1.3
Luwawu-Cabarrot	1-0	1:38	0-1	0.000	0-0	0.000	0-0	0.000	0	0	0/0.0	0	0-0	0	0	0	0/0.0
THUNDER	4-20	960:00	162-391	0.414	35-139	0.252	65-96	0.677	59	128	224/56.0	75	93-0	43	45	13	424/106.0
MAVERICKS	4-20	960:00	148-319	0.464	58-150	0.387	70-96	0.729	28	160	233/58.3	91	90-1	27	82	13	424/106.0

2019-20 vs Mavericks  
Dec. 31 at Oklahoma City  
Jan. 27 at Oklahoma City  
Apr. 15 at Dallas

2018-19 Season  
49-33 (.598)  
Fourth in Northwest

Playoffs  
Lost to Portland, 4-1



Table with columns: Date, Site, W/L, Score. It lists game results between Dallas (DAL) and Seattle/Oklahoma City (SEA) for the years 1980-1988.

SERIES INFORMATION & NOTES

- Overall Series OKC leads 82-76
Games in Dallas Dallas leads 44-34
American Airlines Center Dallas leads 22-11
Reunion Arena Seattle 23-22
Games in Seattle/Oklahoma City OKC leads 48-32
Games in Seattle Seattle 35-25
Games in OKC OKC leads 13-7
Current Series Streak Dallas won last game
in Dallas Dallas won last two
in OKC Dallas won last game

DALLAS

- Last Home Win 105-103 (12/30/18)
Last Road Win 106-103 (3/31/19)
Largest Margin of Victory 44 (124-80, 4/11/85)
High Point Total 147 (11/6/86)
Low Point Total 70 (11/25/89)

SEATTLE/OKC

- Last Home Win 122-102 (12/31/18)
Last Road Win 111-110 (OT) (2/28/18)
Largest Margin of Victory 47 (117-70, 11/25/89)
High Point Total 133 (4/13/95)
Low Point Total 70 (1/11/08)

Series scoring record vs OKC
Dirk Nowitzki (46 on 12/13/08)

Series scoring record vs Dallas
Kevin Durant (52 on 1/18/13)

The Mavericks have won five of the last seven meetings with the Thunder (after Oklahoma City took seven of the previous eight)...Dirk Nowitzki became the sixth player in NBA history and the first international player to reach the 31,000-point plateau with a one-legged fadeaway jumper over Jerami Grant at the 7:57 mark of the second quarter against Oklahoma City on 2/28/18 (the basket gave him seven points for the game and exactly 31,000 for his career)... Nowitzki scored 46 points – the most by a Maverick in the all-time series – in Dallas’ first-ever game against the Thunder on 12/13/08, a 103-99 Dallas win... Oklahoma City’s Kevin Durant posted a series-high 52 points in the Thunder’s 117-114 overtime win on 1/18/13...the Mavericks’ win on 2/12/02 in Seattle set their franchise-high mark of eight straight road victories...the shortest game in Mavericks’ history came against Seattle in a 1:40 in Seattle on 1/7/85... Dallas’ 44-point blowout (124-80) of Seattle in Tacoma, Wash., on 4/11/85 was their largest victory over the Sonics...the Mavericks 47-point loss (117-70) on 11/25/89 was the worst home defeat at Reunion Arena.



# ORLANDO MAGIC

Chairman/Governor Dan DeVos  
 President of Basketball Operations Jeff Weltman  
 General Manager John Hammond  
 Head Coach Steve Clifford  
 Assistant Coaches Mike Batiste, Tyrone Corbin, Pat Delany, Steve Hetzel, Bruce Kreutzer  
 Athletic Trainer Ernest Eugene  
 Address 8701 Maitland Summit Blvd, Orlando, Fla., 32810  
 Home Court Amway Center (18,846) - 2010  
 Team Colors Blue, Silver and Black  
 Television Fox Sports Florida: David Steele, Jeff Turner, Dante Marchitelli  
 Radio FM 96.9 The Game: Dennis Neumann, Richie Adubato

## ORLANDO PR STAFF

Chief Communications Officer Joel Glass (jglass@orlandomagic.com)  
 Sr. Director of Communications George Galante (ggalante@orlandomagic.com)  
 Director of Public Relations Trish Wingerson (twingerson@orlandomagic.com)  
 Communications Manager Brooke Brumbelow (bbrumbelow@orlandomagic.com)

## DALLAS VS. ORLANDO 2018-2019

PLAYER	GP-GS	MIN	FGM-FGA	FG%	3FG-FGA	FG%	FTM-FTA	FT%	OFF	DEF	TOT/AVG	AST	PF-DQ	STL	TO	BLK	PTS/AVG
Barnes, H	1-1	27:39	7-15	0.467	5-10	0.500	0-0	0.000	1	4	5/5.0	0	1-0	0	2	0	19/19.0
Brunson, J	2-2	62:08	15-20	0.750	2-5	0.400	3-5	0.600	1	4	5/2.5	13	6-0	1	3	0	35/17.5
Doncic, L	2-2	58:14	11-31	0.355	3-13	0.231	6-8	0.750	1	18	19/9.5	14	2-0	2	5	0	31/15.5
Hardaway Jr., T	1-1	30:10	7-17	0.412	1-7	0.143	0-0	0.000	1	5	6/6.0	1	1-0	0	1	0	15/15.0
Nowitzki, D	1-0	18:32	6-11	0.545	1-3	0.333	2-3	0.667	0	5	5/5.0	1	2-0	0	0	0	15/15.0
Powell, D	2-1	53:14	11-19	0.579	0-5	0.000	7-9	0.778	3	7	10/5.0	3	6-0	2	4	0	29/14.5
Matthews, W	1-1	25:36	3-10	0.300	2-5	0.400	2-3	0.667	1	2	3/3.0	2	1-0	0	0	0	10/10.0
Harris, D	1-0	13:02	1-2	0.500	1-2	0.500	5-5	1.000	0	1	1/1.0	3	0-0	1	0	1	8/8.0
Finney-Smith, D	2-1	48:13	4-8	0.500	2-5	0.400	4-4	1.000	5	9	14/7.0	2	3-0	2	2	0	14/7.0
Jordan, D	1-1	27:15	3-7	0.429	0-0	0.000	1-1	1.000	0	9	9/9.0	2	1-0	1	2	2	7/7.0
Barea, J	1-0	16:22	3-9	0.333	0-2	0.000	0-0	0.000	0	3	3/3.0	3	0-0	0	1	0	6/6.0
Mejri, S	2-0	22:22	3-7	0.429	1-2	0.500	1-1	1.000	2	4	6/3.0	1	1-0	0	1	3	8/4.0
Lee, C	1-0	23:05	1-6	0.167	1-5	0.200	0-0	0.000	1	0	1/1.0	0	0-0	2	2	0	3/3.0
Jackson, J	1-0	20:45	1-4	0.250	1-2	0.500	0-0	0.000	0	2	2/2.0	1	2-0	1	0	0	3/3.0
Kleber, M	1-0	13:30	0-2	0.000	0-1	0.000	2-2	1.000	2	1	3/3.0	1	0-0	0	1	1	2/2.0
Burke, T	1-0	10:31	1-2	0.500	0-1	0.000	0-0	0.000	1	1	2/2.0	1	0-0	0	1	0	2/2.0
Broekhoff, R	1-0	9:22	0-1	0.000	0-1	0.000	0-0	0.000	0	0	0/0.0	2	0-0	1	1	0	0/0.0
MAVERICKS	2-10	480:00	77-171	0.450	20-69	0.290	33-41	0.805	19	75	108/54.0	50	26-0	13	28	7	207/103.5
MAGIC	2-10	480:00	74-176	0.420	22-57	0.386	17-23	0.739	18	72	102/51.0	44	36-0	17	32	7	187/93.5

## ORLANDO VS. DALLAS 2018-2019

PLAYER	GP-GS	MIN	FGM-FGA	FG%	3FG-FGA	FG%	FTM-FTA	FT%	OFF	DEF	TOT/AVG	AST	PF-DQ	STL	TO	BLK	PTS/AVG
Simmons, J	1-1	21:57	7-10	0.700	2-4	0.500	2-2	1.000	0	2	2/2.0	0	0-0	1	1	0	18/18.0
Ross, T	2-0	51:45	11-27	0.407	6-14	0.429	1-1	1.000	0	4	4/2.0	5	2-0	2	0	0	29/14.5
Gordon, A	2-2	63:14	11-30	0.367	3-8	0.375	3-5	0.600	2	7	9/4.5	5	6-0	0	5	3	28/14.0
Vucevic, N	2-2	60:41	12-32	0.375	1-3	0.333	3-4	0.750	6	23	29/14.5	10	3-0	4	6	2	28/14.0
Fournier, E	1-1	32:44	4-10	0.400	1-3	0.333	1-1	1.000	1	0	1/1.0	4	3-0	1	1	0	10/10.0
Isaac, J	2-2	58:12	7-12	0.583	2-5	0.400	2-2	1.000	1	12	13/6.5	1	1-0	2	4	2	18/9.0
Augustin, D	2-2	52:52	8-17	0.471	2-7	0.286	0-0	0.000	1	3	4/2.0	4	3-0	2	5	0	18/9.0
Birch, K	2-0	35:19	5-10	0.500	0-0	0.000	3-4	0.750	6	7	13/6.5	2	7-0	0	2	0	13/6.5
Iwundu, W	2-0	49:28	4-12	0.333	2-5	0.400	0-0	0.000	1	9	10/5.0	4	4-0	0	3	0	10/5.0
Grant, J	2-0	34:56	3-10	0.300	2-7	0.286	1-2	0.500	0	3	3/1.5	7	5-0	4	2	0	9/4.5
Briscoe, I	1-0	8:12	1-3	0.333	0-0	0.000	1-2	0.500	0	1	1/1.0	1	0-0	0	0	0	3/3.0
Martin, J	1-0	5:20	1-1	1.000	1-1	1.000	0-0	0.000	0	0	0/0.0	1	0-0	0	0	0	3/3.0
Frazier Jr., M	1-0	5:20	0-2	0.000	0-0	0.000	0-0	0.000	0	1	1/1.0	0	2-0	1	0	0	0/0.0
MAGIC	2-10	480:00	74-176	0.420	22-57	0.386	17-23	0.739	18	72	102/51.0	44	36-0	17	32	7	187/93.5
MAVERICKS	2-10	480:00	77-171	0.450	20-69	0.290	33-41	0.805	19	75	108/54.0	50	26-0	13	28	7	207/103.5

2019-20 vs Mavericks  
 Nov. 6 at Dallas  
 Feb. 21 at Orlando

2018-19 Season  
 42-40 (.512)  
 First in Southeast

Playoffs  
 Lost to Toronto, 4-1



Date	Site	W/L	Score	Date	Site	W/L	Score	Date	Site	W/L	Score
2/17/90	DAL	W	135-108	3/11/99	DAL	W	93-76	2/19/10	ORL	W	95-85
3/22/90	ORL	W	116-106	11/13/99	DAL	W	125-117	4/1/10	DAL	L	82-97
11/9/90	DAL	W	111-99	11/24/99	ORL	L	100-112	12/21/10	ORL	W	105-99
11/13/90	ORL	L	103-109	1/18/01	DAL	W	115-106*	1/8/11	DAL	L	107-117
1/12/91	DAL	L	103-127	3/5/01	ORL	L	81-95	3/30/12	ORL	W	100-98
3/23/91	ORL	L	93-105	12/22/01	DAL	W	102-80	1/20/13	ORL	W	111-105
3/27/91	DAL	L	85-97	1/14/02	ORL	L	87-113	2/20/13	DAL	W	111-96
1/24/92	ORL	L	103-121	2/25/03	ORL	L	93-98	11/16/13	ORL	W	108-100
4/1/92	DAL	W	102-89	4/5/03	DAL	W	108-90	1/13/14	DAL	W	107-88
1/23/93	ORL	L	106-127	12/6/03	DAL	W	110-97	1/31/15	ORL	W	108-93
3/17/93	DAL	W	102-96	3/28/04	ORL	W	118-88	3/18/15	DAL	W	107-102
3/3/94	DAL	L	94-107	11/9/04	ORL	L	84-94	2/19/16	ORL	L	104-110*
3/16/94	ORL	L	98-100	4/5/05	DAL	W	114-105	3/1/16	DAL	W	121-108
1/18/95	DAL	L	97-108	12/16/05	DAL	W	109-103*	11/19/16	ORL	L	87-95
2/8/95	ORL	L	92-110	3/31/06	ORL	L	99-108	2/11/17	DAL	W	112-80
11/30/95	ORL	L	96-110	1/23/07	ORL	W	111-95	1/9/18	DAL	W	114-99
1/15/96	DAL	W	119-104	3/3/07	DAL	W	103-98	4/4/18	ORL	L	100-105
12/2/96	ORL	W	108-102*	12/17/07	DAL	W	111-108	12/10/18	DAL	W	101-76
1/15/97	DAL	L	66-78	2/4/08	ORL	W	107-98	3/8/19	ORL	L	106-111
12/11/97	DAL	L	90-100	11/14/08	DAL	L	100-102				
2/25/98	ORL	L	79-100	2/2/09	ORL	W	105-95				

\* overtime

## SERIES INFORMATION & NOTES

**Overall Series** Dallas leads 34-27

**Games in Dallas** Dallas leads 22-9

**American Airlines Center** Dallas leads 14-3

**Reunion Arena** Dallas 8-6

**Games in Orlando** Orlando leads 18-12

**Current Series Streak** Orlando won last game

**in Dallas** Dallas won last seven

**in Orlando** Orlando won last four

### DALLAS

**Last Home Win** 101-76 (12/10/18)

**Last Road Win** 108-93 (1/31/15)

**Largest Margin of Victory** 32 (112-80, 2/11/17)

**High Point Total** 135 (2/17/90)

**Low Point Total** 66 (1/15/97)

### ORLANDO

**Last Home Win** 111-106 (3/8/19)

**Last Road Win** 117-107 (1/8/11)

**Largest Margin of Victory** 26 (113-87, 1/14/02)

**High Point Total** 127 (twice)

**Low Point Total** 76 (3/11/99)

### Series scoring record vs Orlando

Dirk Nowitzki (38 on 1/18/01, OT and 3/31/06)

### Series scoring record vs Dallas

Shaquille O'Neal (43 on 3/3/94)

The home team has taken each of the last nine meetings between Dallas and Orlando...the road team won nine straight showdowns from 2008 to 2013...the Mavericks have taken 23 of the last 32 meetings overall...Dirk Nowitzki played in his 1,505th career game at Orlando on 3/8/19, passing John Stockton (1,504) for third place on the NBA's all-time games played list...Nowitzki also broke Stockton's record for the most games played with a single team (Stockton spent his entire 19-year career with the Jazz)... Dallas defeated Orlando by 32 (112-80) at home on 2/11/17 – the largest margin of victory by either team in the all-time series...the Magic defeated Dallas in Orlando for the first time since 2006 on 2/19/16 with a 110-104 overtime victory...Dirk Nowitzki hit the game-winning shot with 5.9 seconds left in the Mavericks' 100-98 win over the Magic on 3/30/12... Dallas shot only 29.4 percent from the floor in its 94-84 loss to the Magic on 11/9/04...Orlando scored 105 points in its loss to Dallas on 4/5/05, snapping a five-game streak of scoring below 100 points...the Mavericks' 118-88 win on 3/28/04 was their first win in Orlando since beating the Magic in overtime 108-102 on 12/2/96.





Date	Site	W/L	Score	Date	Site	W/L	Score	Date	Site	W/L	Score
11/25/80	DAL	L	92-108	1/7/94	DAL	L	93-103	2/11/07	PHI	W	106-89
2/20/81	PHI	L	109-117	1/26/94	PHI	L	90-104	11/13/07	DAL	W	99-84
1/27/82	DAL	L	86-99	11/11/94	PHI	W	107-100	2/11/08	PHI	L	76-84
2/17/82	PHI	L	109-114	3/17/95	DAL	W	103-101	1/2/09	DAL	W	96-86
12/29/82	DAL	L	116-126*	12/6/95	PHI	L	87-108	1/19/09	PHI	W	95-93
2/23/83	PHI	L	101-133	2/27/96	DAL	L	115-121	11/30/09	DAL	W	104-102
2/15/84	DAL	W	119-116**	12/5/96	DAL	W	106-102	1/22/10	PHI	L	81-92
3/30/84	PHI	L	110-118	1/8/97	PHI	W	111-93	11/12/10	DAL	W	99-90
11/2/84	PHI	L	103-107	11/13/97	DAL	L	98-99	3/1/11	PHI	W	101-93
1/28/85	DAL	W	111-109	2/11/98	PHI	L	90-91	2/17/12	PHI	W	82-75
2/28/86	DAL	L	120-123	1998-1999	- DID NOT PLAY -			11/27/12	PHI	L	98-100
3/30/86	PHI	L	113-114	2/1/00	DAL	L	100-101	12/18/12	DAL	W	107-100
2/27/87	DAL	W	123-110	2/29/00	PHI	L	87-106	11/18/13	DAL	W	97-94
3/23/87	PHI	W	103-100	12/15/00	PHI	W	112-94	2/21/14	PHI	W	124-112
12/19/87	PHI	L	90-95	1/23/01	DAL	L	98-114	11/13/14	DAL	W	123-70
2/27/88	DAL	W	100-91	11/1/01	PHI	W	99-92	11/29/14	PHI	W	110-103
12/20/88	PHI	W	108-102	11/10/01	DAL	L	91-98	11/16/15	PHI	W	92-86
1/9/89	DAL	L	103-121	1/4/03	DAL	W	102-83	2/21/16	DAL	W	129-103
12/15/89	PHI	W	95-88	1/23/03	PHI	W	107-94	2/1/17	DAL	W	113-95
1/5/90	DAL	L	79-104	1/14/04	DAL	W	125-122**	3/17/17	PHI	L	74-116
11/7/90	PHI	W	104-101	3/22/04	PHI	L	98-107	10/28/17	DAL	L	110-112
3/6/91	DAL	L	92-97	1/29/05	DAL	L	89-93	4/8/18	PHI	L	97-109
2/18/92	DAL	L	90-94	4/1/05	PHI	W	100-83	1/5/19	PHI	L	100-106
3/6/92	PHI	L	86-88	11/9/05	PHI	L	97-112	4/1/19	DAL	W	122-102
2/13/93	DAL	L	96-119	2/27/06	DAL	W	104-92				
3/19/93	PHI	W	89-87	12/15/06	DAL	W	93-79				

\* overtime

## SERIES INFORMATION & NOTES

**Overall Series** Dallas leads 38-37

**Games in Dallas** Dallas leads 20-17

**American Airlines Center** Dallas leads 14-3

**Reunion Arena** Philadelphia 14-6

**Games in Philadelphia** Philadelphia leads 20-18

**Current Series Streak** Dallas won last game

**in Dallas** Dallas won last game

**in Philadelphia** Philadelphia won last three

### DALLAS

**Last Home Win** 122-102 (4/1/19)

**Last Road Win** 92-86 (11/16/15)

**Largest Margin of Victory** 53 (123-70, 11/13/14)

**High Point Total** 129 (2/21/16)

**Low Point Total** 74 (3/17/17)

### PHILADELPHIA

**Last Home Win** 106-100 (1/5/19)

**Last Road Win** 112-110 (10/28/17)

**Largest Margin of Victory** 42 (116-74, 3/17/17)

**High Point Total** 133 (2/23/83)

**Low Point Total** 70 (11/13/14)

### Series scoring record vs Philadelphia

Mark Aguirre (49 on 1/28/85)

### Series scoring record vs Dallas

Andrew Toney (36 on 12/29/82)

Allen Iverson (36 on 12/5/96)

The Mavericks have won 14 of the last 16 meetings with the Sixers in Dallas...the Sixers snapped an 11-game road losing streak against the Mavericks with a 112-110 win at American Airlines Center on 10/28/17...the Sixers defeated the Mavericks by 42 (116-74) on 3/17/17, which marked their largest ever victory over the Mavericks...the 74 points by the Mavericks on 3/17/17 were their fewest in the all-time series...Dallas recorded its highest point total in the all-time series in its 129-103 victory over Philadelphia on 2/21/16...on 11/13/14, the Mavericks registered a franchise record for margin of victory with a 53-point win over the Sixers, 123-70...the 70 points by the Sixers on 11/13/14 were the fewest by either team in the all-time series...Jason Kidd recorded his 11,000th assist vs. Philadelphia on 11/12/10...Erick Dampier recorded a career-high 26 rebounds against the Sixers on 1/29/05...the Mavericks' 125-122 double-overtime win marked their third consecutive win over Philadelphia; before then Dallas had never won more than two consecutive games against the Sixers... former Maverick George McCloud nailed a then NBA-record seven 3-pointers (7-11) in the second half of a 121-115 loss to Philly on 2/27/96...in the game, the Mavericks and Sixers combined to tie a then NBA record, set by the Mavericks and Rockets on 4/11/95, with 28 3-point field goals.









# PORTLAND TRAIL BLAZERS



Chair, Trustee of Paul G. Allen Trust Jody Allen  
President of Basketball Operations Neil Olshey  
Head Coach Terry Stotts  
Assistant Coaches Nate Tibbetts, Dale Osbourne, Jim Moran, John McCullough, Jannero Pargo  
Athletic Trainer Geoff Clark  
Address One Center Court, Suite 200, Portland, Ore., 97227  
Home Court Moda Center (19,441) - 1995  
Team Colors Scarlet, Black and White  
Television NBC Sports Northwest: Kevin Calabro, Lamar Hurd, Brooke Olzendam  
Radio Rip City Radio (620 AM): Travis Demers

## PORTLAND PR STAFF

Senior Vice President of Basketball Communications Jim Taylor (jim.taylor@blazers.com)  
Basketball Communications Director Collin Romer (collin.romer@blazers.com)  
Basketball Communications Assistant Jacob Gifford (jacob.gifford@blazers.com)  
Phone 503-234-9291

## DALLAS VS. PORTLAND 2018-2019

PLAYER	GP-GS	MIN	FGM-FGA	FG%	3FG-FGA	FG%	FTM-FTA	FT%	OFF	DEF	TOT/AVG	AST	PF-DQ	STL	TO	BLK	PTS/AVG
Doncic, L	4-4	133:29	30-70	0.429	9-24	0.375	27-33	0.818	4	30	34/8.5	21	10-0	0	8	1	96/24.0
Barnes, H	2-2	67:37	15-32	0.469	5-11	0.455	3-6	0.500	3	2	5/2.5	1	4-0	1	4	1	38/19.0
Hardaway Jr., T	2-2	55:59	14-28	0.500	4-12	0.333	6-8	0.750	1	3	4/2.0	6	2-0	0	1	0	38/19.0
Jordan, D	2-2	65:24	10-16	0.625	0-0	0.000	6-8	0.750	5	21	26/13.0	3	2-0	1	1	1	26/13.0
Matthews, W	2-2	66:10	8-23	0.348	5-13	0.385	4-5	0.800	0	5	5/2.5	5	7-0	1	2	0	25/12.5
Smith Jr., D	1-1	30:38	4-9	0.444	1-4	0.250	3-5	0.600	1	1	2/2.0	9	1-0	1	3	1	12/12.0
Burke, T	2-0	38:40	8-16	0.500	2-4	0.500	5-6	0.833	2	0	2/1.0	2	5-0	1	3	1	23/11.5
Brunson, J	3-3	82:25	13-26	0.500	2-7	0.286	4-6	0.667	1	9	10/3.3	13	8-0	4	6	1	32/10.7
Jackson, J	2-0	37:58	8-16	0.500	3-8	0.375	2-2	1.000	2	2	4/2.0	1	1-0	0	0	0	21/10.5
Powell, D	4-1	87:17	12-27	0.444	3-10	0.300	12-14	0.857	11	12	23/5.8	3	11-0	1	4	1	39/9.8
Barea, J	2-0	37:26	5-20	0.250	0-3	0.000	8-11	0.727	0	3	3/1.5	11	4-0	2	3	0	18/9.0
Kleber, M	3-1	59:29	10-24	0.417	2-11	0.182	0-0	0.000	4	12	16/5.3	2	5-0	4	1	3	22/7.3
Mejri, S	1-0	18:21	3-3	1.000	1-1	1.000	0-0	0.000	0	3	3/3.0	1	4-0	1	3	1	7/7.0
Finney-Smith, D	4-1	81:26	10-21	0.476	3-7	0.429	0-0	0.000	3	11	14/3.5	2	7-0	2	3	2	23/5.8
Harris, D	4-0	51:21	6-18	0.333	3-9	0.333	2-4	0.500	1	9	10/2.5	5	5-0	1	1	0	17/4.3
Nowitzki, D	2-1	27:09	2-5	0.400	1-3	0.333	1-1	1.000	0	5	5/2.5	0	1-0	0	3	1	6/3.0
Broekhoff, R	2-0	13:58	1-4	0.250	1-3	0.333	0-0	0.000	2	2	4/2.0	0	2-0	1	0	1	3/1.5
Lee, C	2-0	24:21	1-5	0.200	0-1	0.000	0-0	0.000	0	2	2/1.0	2	2-0	3	1	0	2/1.0
Antetokounmpo	1-0	5:53	0-2	0.000	0-0	0.000	1-2	0.500	0	1	1/1.0	0	0-0	2	1	0	1/1.0
MAVERICKS	4-20	985:00	160-365	0.438	45-131	0.344	84-111	0.757	40	133	215/53.8	87	81-0	26	53	15	449/112.3
TRAIL BLAZERS	4-20	985:00	174-365	0.477	43-127	0.339	59-79	0.747	42	155	228/57.0	96	98-3	25	62	20	450/112.5

## PORTLAND VS. DALLAS 2018-2019

PLAYER	GP-GS	MIN	FGM-FGA	FG%	3FG-FGA	FG%	FTM-FTA	FT%	OFF	DEF	TOT/AVG	AST	PF-DQ	STL	TO	BLK	PTS/AVG
Lillard, D	4-4	143:27	40-88	0.455	16-38	0.421	33-35	0.943	4	14	18/4.5	32	10-0	5	14	3	129/32.3
McCollum, C	3-3	107:18	23-56	0.411	3-20	0.150	5-6	0.833	3	11	14/4.7	14	9-0	3	4	0	54/18.0
Kanter, E	1-0	20:20	6-11	0.545	0-0	0.000	2-2	1.000	8	2	10/10.0	4	2-0	0	3	0	14/14.0
Nurkic, J	4-4	102:22	24-36	0.667	0-0	0.000	2-6	0.333	9	34	43/10.8	8	18-3	1	9	6	50/12.5
Layman, J	2-1	50:41	8-17	0.471	4-8	0.500	2-2	1.000	0	4	4/2.0	1	7-0	0	2	1	22/11.0
Curry, S	4-0	69:39	15-32	0.469	9-19	0.474	0-0	0.000	1	6	7/1.8	4	7-0	4	5	0	39/9.8
Harkless, M	4-4	98:06	14-27	0.519	4-8	0.500	1-2	0.500	6	9	15/3.8	2	12-0	5	4	3	33/8.3
Hood, R	2-0	49:43	6-12	0.500	2-7	0.286	2-2	1.000	0	1	1/0.5	3	6-0	1	0	0	16/8.0
Aminu, A	4-4	112:54	11-23	0.478	3-12	0.250	4-7	0.571	3	28	31/7.8	5	4-0	3	5	0	29/7.3
Leonard, M	3-0	37:39	7-11	0.636	1-4	0.250	1-3	0.333	0	7	7/2.3	0	8-0	0	2	0	16/5.3
Turner, E	4-0	88:08	9-26	0.346	0-1	0.000	3-4	0.750	4	19	23/5.8	18	6-0	0	6	3	21/5.3
Collins, Z	4-0	65:03	7-15	0.467	1-4	0.250	2-6	0.333	3	15	18/4.5	1	7-0	3	4	4	17/4.3
Stauskas, N	2-0	28:42	4-10	0.400	0-5	0.000	0-0	0.000	1	4	5/2.5	4	1-0	0	1	0	8/4.0
Simons, A	1-0	4:15	0-0	0.000	0-0	0.000	2-4	0.500	0	0	0/0.0	0	0-0	0	0	0	2/2.0
Trent Jr., G	1-0	6:44	0-1	0.000	0-1	0.000	0-0	0.000	0	1	1/1.0	0	1-0	0	1	0	0/0.0
TRAIL BLAZERS	4-20	985:00	174-365	0.477	43-127	0.339	59-79	0.747	42	155	228/57.0	96	98-3	25	62	20	450/112.5
MAVERICKS	4-20	985:00	160-365	0.438	45-131	0.344	84-111	0.757	40	133	215/53.8	87	81-0	26	53	15	449/112.3

2019-20 vs Mavericks  
Oct. 27 at Dallas  
Jan. 17 at Dallas  
Jan. 23 at Portland  
Mar. 19 at Portland

2018-19 Season  
53-29 (.646)  
Second in Northwest

Playoffs  
Defeated Oklahoma City, 4-1  
Defeated Denver, 4-3  
Lost to Golden State, 4-0

















Date	Site	W/L	Score	Date	Site	W/L	Score	Date	Site	W/L	Score
2/25/96	DAL	W	105-98	1/14/07	TOR	W	97-96	10/26/18	TOR	L	107-116
3/10/96	TOR	L	112-128	11/20/07	DAL	W	105-99	1/27/19	DAL	L	120-123
11/5/96	TOR	L	96-100	12/12/07	TOR	L	76-92				
2/22/97	DAL	L	92-99	12/17/08	TOR	W	96-86				
11/28/97	DAL	W	93-91	3/1/09	DAL	W	109-98				
2/5/98	TOR	L	93-101	11/7/09	DAL	W	129-101				
1998-1999	- DID NOT PLAY -			1/17/10	TOR	L	88-110				
12/30/99	DAL	L	104-109	12/28/10	DAL	L	76-84				
2/20/00	TOR	W	100-96	2/27/11	TOR	W	114-96				
11/28/00	DAL	W	107-93	12/30/11	DAL	W	99-86				
1/5/01	TOR	W	115-105	11/7/12	DAL	W	109-104				
11/2/01	TOR	L	92-109	12/14/12	TOR	L	74-95				
3/7/02	DAL	W	122-103	12/20/13	DAL	L	108-109*				
11/6/02	TOR	W	106-92	1/22/14	TOR	L	85-93				
12/2/02	DAL	W	113-102	11/28/14	TOR	W	106-102				
11/6/03	TOR	L	71-77	2/24/15	DAL	W	99-92				
12/15/03	DAL	W	111-94	11/3/15	DAL	L	91-102				
2/6/05	TOR	W	122-113	12/22/15	TOR	L	99-103				
3/7/05	DAL	W	113-105	3/13/17	TOR	L	78-100				
11/28/06	TOR	W	93-91	3/25/17	DAL	L	86-94				
2/25/06	DAL	W	115-113*	12/26/17	DAL	W	98-93				
11/29/06	DAL	W	117-98	3/16/18	TOR	L	115-122*				

\* overtime

## SERIES INFORMATION & NOTES

**Overall Series** Dallas lead 25-20

**Games in Dallas** Dallas leads 16-7

**American Airlines Center** Dallas leads 13-5

**Reunion Arena** Dallas 3-2

**Games in Toronto** Toronto leads 13-9

**Current Series Streak** Toronto won last three in Dallas

in Toronto Toronto won last four

### DALLAS

**Last Home Win** 98-93 (12/26/17)

**Last Road Win** 106-102 (11/28/14)

**Largest Margin of Victory** 28 (129-101, 11/7/09)

**High Point Total** 129 (11/7/09)

**Low Point Total** 71 (11/6/03)

### TORONTO

**Last Home Win** 116-107 (10/26/18)

**Last Road Win** 123-120 (1/27/19)

**Largest Margin of Victory** 22 (110-88, 1/17/10; 100-78, 3/13/17)

**High Point Total** 128 (3/10/96)

**Low Point Total** 77 (11/6/03)

### Series scoring record vs Toronto

Dirk Nowitzki (38 on 1/14/07)

### Series scoring record vs Dallas

DeMar DeRozon (40 on 1/22/14)

Toronto has won three straight and seven of the last eight meetings with Dallas...Luka Dončić (19 years, 333 days) became the first teenager in NBA history to record a 30-point triple-double when he went for 35 points, 12 rebounds and 10 assists vs. Toronto on 1/27/19...Dirk Nowitzki recorded his 11,000th career field goal with a 19-foot jumper at the 9:11 mark of the second quarter at Toronto on 3/16/18, becoming the eighth player in NBA history to reach the milestone...Rick Carlisle registered his 300th win with the Mavericks at Toronto on 11/28/14...Dallas rallied from a 24-point deficit on 2/25/06 to defeat Toronto 115-113 in overtime; it was the second-largest comeback in franchise history...Dallas tied that comeback on 11/20/07 when they again rallied from 24-down to defeat the Raptors...in the first-ever meeting between the two clubs, the Mavericks set an NBA record for free throws attempted in a period, with 30 in the fourth...Dallas scored only 71 points, a franchise-low versus Toronto, on 11/6/03 in a 77-71 loss.









Date	Site	W/L	Score	Date	Site	W/L	Score	Date	Site	W/L	Score
11/6/80	WAS	L	95-116	1/27/94	WAS	L	95-98	12/4/06	WAS	L	97-106
1/10/81	DAL	L	94-106	2/10/94	DAL	W	87-77	11/26/07	DAL	L	98-110
12/15/81	WAS	W	107-102	12/8/94	DAL	L	121-124*	1/21/08	WAS	L	84-102
2/10/82	DAL	L	102-119	2/21/95	WAS	W	102-97	12/21/08	WAS	W	97-86
12/4/82	DAL	L	105-115	12/9/95	DAL	L	94-103	3/7/09	DAL	W	119-103
1/4/83	WAS	L	84-92	1/4/96	WAS	L	100-112	10/27/09	DAL	L	91-102
12/7/83	DAL	L	112-114	3/18/97	DAL	L	85-86	1/20/10	WAS	W	94-93
4/1/84	WAS	L	98-102	3/29/97	WAS	L	87-94	1/31/11	DAL	W	102-92
1/24/85	WAS	L	92-93	12/26/97	DAL	L	95-97	2/26/11	WAS	W	105-99
2/22/85	DAL	W	110-101	2/28/98	WAS	W	103-77	3/13/12	DAL	W	107-98
11/26/85	DAL	W	112-99	1998-1999	- DID NOT PLAY -			11/14/12	DAL	W	107-101
3/26/86	WAS	L	112-120	1/19/00	WAS	W	104-86	1/1/13	WAS	W	103-94
1/27/87	DAL	L	113-118	3/25/00	DAL	L	86-93	11/12/13	DAL	W	105-95
3/28/87	WAS	W	114-107	1/6/01	WAS	W	103-85	1/1/14	WAS	W	87-78
2/17/88	DAL	W	123-108	2/17/01	DAL	W	112-105	11/19/14	WAS	W	105-102
4/1/88	WAS	L	103-118	12/8/01	DAL	L	95-102	12/30/14	DAL	W	114-87
2/25/89	DAL	W	127-93	3/31/02	WAS	W	110-103	12/6/15	WAS	W	116-104
3/4/89	WAS	L	105-119	12/23/02	DAL	W	92-86	12/12/15	DAL	L	111-114
12/16/89	WAS	L	108-112	2/23/03	WAS	W	106-101*	1/3/17	DAL	W	113-105
1/23/90	DAL	W	129-105	11/5/03	WAS	L	90-100	3/15/17	WAS	W	112-107
1/26/91	WAS	W	99-96	12/2/03	DAL	W	97-72	11/7/17	WAS	W	113-99
2/15/91	DAL	W	121-96	11/14/04	WAS	W	122-113	1/22/18	DAL	W	98-75
12/20/91	DAL	L	99-107	1/18/05	DAL	W	137-120	11/6/18	DAL	W	119-100
3/5/92	WAS	L	109-119	2/15/06	DAL	W	103-97	3/6/19	WAS	L	123-132
2/10/93	DAL	L	102-110	3/17/06	WAS	W	104-94				
3/24/93	WAS	W	101-98	11/21/06	DAL	W	107-80				

\*overtime

## SERIES INFORMATION & NOTES

**Overall Series** Dallas leads 43-32

**Games in Dallas** Dallas leads 22-16

**American Airlines Center** Dallas leads 14-4

**Reunion Arena** Washington 12-8

**Games in Washington** Dallas leads 21-16

**Current Series Streak** Washington won last game in Dallas

Dallas won last three in Washington

### DALLAS

**Last Home Win** 119-100 (11/6/18)

**Last Road Win** 113-99 (11/7/17)

**Largest Margin of Victory** 34 (127-93, 2/25/89)

**High Point Total** 137 (1/18/05)

**Low Point Total** 84 (twice)

### WASHINGTON

**Last Home Win** 132-123 (3/6/19)

**Last Road Win** 114-111 (12/12/15)

**Largest Margin of Victory** 21 (116-95, 11/6/80)

**High Point Total** 132 (3/6/19)

**Low Point Total** 72 (12/2/03)

### Series scoring record vs Washington

Mark Aguirre (45 on 2/22/85)

Jamal Mashburn (45 on 12/8/94)

### Series scoring record vs Dallas

Gilbert Arenas (38 on 12/4/06)

The Wizards snapped a five-game losing streak against the Mavericks with a 132-123 win at Capital One Arena on 3/6/19...Dallas had won 16 of the previous 17 meetings between the two clubs prior to the loss on 3/6/19...the Wizards' 132-123 win on 3/6/19 also snapped a nine-game home losing streak against the Mavericks (Dallas won nine straight road matchups with Washington from 2008-09 to 2018-19, which was tied for its longest ever road win streak against any franchise)...Dirk Nowitzki became the third player in NBA history to surpass 51,000 career regular-season minutes played at Washington (3/6/19)...Wesley Matthews made a career-high 10 3-pointers en route to scoring a career-high-tying 36 points at Washington on 12/6/15...Matthews' 10 treys tied a franchise record (set by George McCloud in an overtime game vs. Phoenix on 12/16/950... Washington scored a series-low 72 points in a 97-72 Mavericks victory on 12/2/03...Fat Lever had a Mavericks record nine steals in the 2/10/94 win in Dallas...fifty-six games into the 2002-03 season, Dallas played its first overtime game, which was against the Wizards on 2/23/03...the Mavericks won 106-101, after being down by as much as 18 in the first and leading by as much as 12 in the fourth.



# G LEAGUE



## NBA G LEAGUE

Olympic Tower, 645 5th Avenue, 18th Floor

New York, NY 10022

(212) 407-8000

Media Relations Contact: Joanna Shapiro (jshapiro@nba.com)

### AGUA CALIENTE CLIPPERS OF ONTARIO

9680 Haven Ave. #120; Rancho Cucamonga, CA 91730

Arena: Citizens Business Bank Arena

Tel: (909) 406-9090

Media Relations Contact: Colette Garcia

(cgarcia@clippers.com)

Website: www.aguacalienteclippers.com

NBA Affiliation: L.A. Clippers

### DELAWARE BLUE COATS

401 Garasches Lane; Wilmington, DE 19801

Tel: (302) 504-7587

Arena: 76ers Fieldhouse

Media Relations Contact: Matt Murphy

(mattmurphy@76ers.com), Alex Yoh (alexboh@76ers.com)

Website: www.sixers.com/bluecoats

NBA Affiliation: Philadelphia

### AUSTIN SPURS

13581 Pond Springs Road, Suite 108; Austin, TX 78729

Arena: H-E-B Center at Cedar Park

Tel: (512) 236-8333; Fax: (512) 236-8444

Media Relations Contact: Perri Travillion

(ptravillion@austinspurs.com); Amanda Janczak

(ajanczak@attcenter.com)

Website: www.austinspurs.com

NBA Affiliation: San Antonio

### ERIE BAYHAWKS

110 East 8th Street; Erie, PA 16501

Tel: (814) 790-5600

Arena: Erie Insurance Arena

Media Relations Contact: Michael Somrak

(michael.somrak@nbaerie.com)

Website: www.nbaerie.com

NBA Affiliation: New Orleans

### CANTON CHARGE

1101 Market Avenue North; Canton, OH 44702

Tel: (866) 444-1944; Fax: (330) 489-1703

Arena: Canton Memorial Civic Center

Media Relations Contact: Sean Wyatt

(swyatt@cantoncharge.com); Joanna Radov

(jradov@cantoncharge.com)

Website: www.cantoncharge.com

NBA Affiliation: Cleveland

### FORT WAYNE MAD ANTS

1910 St. Joe Center Rd., Suite 61; Fort Wayne, IN, 46825

Tel: (260) 469-4667

Arena: Allen County War Memorial Coliseum

Media Relations Contact: Ryan Stevens

(rstevens@ftwaynemadants.com)

Website: www.ftwaynemadants.com

NBA Affiliation: Indiana

### CAPITAL CITY GO-GO

1100 Oak Drive SE; Washington, DC 20032

Tel: (202) 318-5278

Arena: Entertainment & Sports Arena in Congress Heights

Media Relations Contact: Matt Quinn

(mquinn@monumentalsports.com)

Website: www.CapitalCityGoGo.com

NBA Affiliation: Washington

### GRAND RAPIDS DRIVE

40 Monroe Center NW, Suite 200; Grand Rapids, MI

49503

Tel: (844) 473-7483

Arena: DeltaPlex Arena

Media Relations Contact: Rob Johnson

(rjohnson@nbagrandsrapids.com)

Website: www.nbagrandsrapids.com

NBA Affiliation: Detroit

### COLLEGE PARK SKYHAWKS

101 Marietta St. NW Suite 1100; Atlanta, GA 30303

Tel: (404) 878-3800

Arena: Gateway Center Arena @ College Park

Media Relations Contact: Alli Ehrhardt

(alli.ehrhardt@cpskyhawks.com)

Website: www.cpskyhawks.com

NBA Affiliation: Atlanta

### GREENSBORO SWARM

2411 West Gate City Blvd.; Greensboro, NC 27403

Tel: (336) 907-3600

Arena: The Fieldhouse at the Greensboro Coliseum Complex

Media Relations Contact: Justin Trujillo

(jtrujillo@hornets.com)

Website: www.gsoswarm.com

NBA Affiliation: Charlotte

**IOWA WOLVES**

730 3rd Street; Des Moines, IA 50309  
Tel: (515) 564-8550; Fax: (515) 564-8551  
Arena: Wells Fargo Arena  
Media Relations Contact: Seth Nutting  
(seth.nutting@iawolves.com)  
Website: www.iawolves.com  
NBA Affiliation: Minnesota

**LAKELAND MAGIC**

701 West Lime Street; Lakeland, FL 33815  
Tel: (863) 825-3258; Fax: (863) 825-3279  
Arena: RP Funding Center  
Media Relations Contact: Ashley Foss  
(afoss@lakelandmagic.com)  
Website: www.lakelandmagic.com  
NBA Affiliation: Orlando

**LONG ISLAND NETS**

168 39th Street, 8th Floor; Brooklyn, NY 11232  
Tel: (718) 215-2299; Fax: (718) 522-3544  
Arena: NYCB Live's Nassau Veterans Memorial Coliseum  
Media Relations Contact: Megan Walsh  
(mwalsh@brooklynnets.com)  
Website: www.longislandnets.com  
NBA Affiliation: Brooklyn

**MAINE RED CLAWS**

550 Forest Avenue; Portland, ME 04012  
Tel: (207) 210-6655; Fax: 207-210-6659  
Arena: Portland Exposition Building  
Media Relations Contact: Evans Boston  
(eboston@maineredclaws.com)  
Website: www.maineredclaws.com  
NBA Affiliation: Boston

**MEMPHIS HUSTLE**

191 Beale Street; Memphis, TN 38103  
Tel: (901) 205-1234; Fax: 901-205-1244  
Arena: The Landers Center  
Media Relations Contact: Geoffrey Langham  
(glangham@grizzlies.com)  
Website: www.memphishustle.com  
NBA Affiliation: Memphis

**NORTHERN ARIZONA SUNS**

3201 N. Main Street; Prescott Valley, AZ 86314  
Tel: (928) 772-7867  
Arena: Findlay Toyota Center  
Media Relations Contact: Jake Withee  
(jwithe@nazzsuns.com)  
Website: www.nazzsuns.com  
NBA Affiliation: Phoenix

**OKLAHOMA CITY BLUE**

208 Thunder Drive, Oklahoma City, OK 73102  
Tel: (405) 208-4800; Fax: (405) 429-7900  
Arena: Cox Convention Center  
Media Relations Contact: Laila Wani  
(lwani@okcthunder.com); Shelby Willingham  
(swillingham@okcthunder.com)  
Website: www.oklahomacityblue.com  
NBA Affiliation: Oklahoma City

**RAPTORS 905**

5600 Rose Cherry Place; Mississauga, ON L4Z4B6  
Tel: (416) 815-5600; Fax: (416) 357-9205  
Arena: Paramount Fine Foods Centre  
Media Relations Contact: Stefano Toniutti  
(stefano.toniutti@mlse.com)  
Website: www.raptors905.com  
NBA Affiliation: Toronto

**RIO GRANDE VALLEY VIPERS**

4900 S. I-69; Edinburg, TX 78539  
Tel: (956) 369-8959; Fax: (956) 972-1150  
Arena: Bert Ogden Arena  
Media Relations Contact: Amairani Ramirez  
(mediarelations@rgvipers.com)  
Website: www.rgvipers.com  
NBA Affiliation: Houston

**SALT LAKE CITY STARS**

301 West South Temple; Salt Lake City, UT 84101  
Tel: (801) 325-2500  
Arena: Lifetime Activities Center - Bruin Arena  
Media Relations Contact: Matt de Nesnera  
(matt.denesnera@utahjazz.com); Olivia Hill (olivia.hill@utahjazz.com)  
Website: www.slstars.com  
NBA Affiliation: Utah

**SANTA CRUZ WARRIORS**

903 Pacific Avenue, Suite 101; Santa Cruz, CA 95060  
Tel: (831) 731-4400  
Arena: Kaiser Permanente Arena  
Media Relations Contact: Massimo Degaudenzi  
(massimo@santacruzbasketball.com)  
Website: www.santacruzbasketball.com  
NBA Affiliation: Golden State

**SIOUX FALLS SKYFORCE**

2131 South Minnesota Ave; Sioux Falls, SD 57105  
Tel: (605) 332-0605  
Arena: Sanford Pentagon  
Media Relations Contact: Matt Dykstra  
(mdykstra@skyforceonline.com)  
Website: www.skyforceonline.com  
NBA Affiliation: Miami

**SOUTH BAY LAKERS**

2275 E. Mariposa Ave.; El Segundo, CA 90245  
Tel: (310) 426-6000; Fax: (310) 426-6031  
Arena: Toyota Sports Center  
Media Relations Contact: Noah Camarena  
(ncamarena@sb-lakers.com)  
Website: www.sblakers.com  
NBA Affiliation: L.A. Lakers

**STOCKTON KINGS**

400 E. Main, Suite 760; Stockton, CA 95202  
Tel: (888) 465-7209  
Arena: Stockton Arena  
Media Relations Contact: Sabrena Hernandez  
(shernandez@stocktonkings.com)  
Website: www.stocktonkings.com  
NBA Affiliation: Sacramento

**TEXAS LEGENDS**

2601 Avenue of the Stars, Suite 300; Frisco, TX 75034  
Tel: (214) 469-0822; Fax: (214) 469-0823  
Arena: Comerica Center  
Media Relations Contact: Britney Wynn  
(bwynn@texlegends.com)  
Website: www.texlegends.com  
NBA Affiliation: Dallas

**WESTCHESTER KNICKS**

198 Central Avenue; White Plains, NY 10606  
Tel: (914) 559-6888  
Arena: Westchester County Center  
Media Relations Contact: Ajah Hawley-Alexander  
(ajah.hawley-alexander@msg.com)  
Website: www.westchesterknicks.com  
NBA Affiliation: New York

**WINDY CITY BULLS**

5333 Prairie Stone Parkway; Hoffman Estates, IL 60192  
Tel: (847) 396-7070  
Arena: Sears Centre Arena  
Media Relations Contact: Joe Kessenich  
(jkessenich@bulls.com)  
Website: www.windycitybulls.com  
NBA Affiliation: Chicago

**WISCONSIN HERD**

549 High Avenue; Oshkosh, WI 54901  
Tel: (920) 233-4374; Fax: (920) 744-0238  
Arena: Menominee Nation Arena  
Media Relations Contact: Eric Kohlbeck  
(ekohlbeck@bucks.com)  
Website: www.wisconsinheard.com  
NBA Affiliation: Milwaukee





[CONTENT](#)

[THE ORGANIZATION](#)

[PLAYERS](#)

[THE NBA](#)

[HISTORY](#)

[RECORDS](#)

[PLAYOFFS](#)

[MEDIA](#)

[REVIEW](#)

# HISTORY

TEAM ROSTERS 1980-2018

NUMERICAL ROSTER

COLLEGIATE BREAKDOWN

YEARLY STATISTICS

YEARLY ROSTERS

MAVERICKS OF THE PAST

DRAFT RECAPS

ALL-TIME TRANSACTIONS

NBA LEADERS

MAVS TOP GAMES

OPPONENTS TOP GAMES

CAREER LEADERS

HONOR ROLL

YEARLY LEADERS

SEASON HIGHS

MAVS LISTS





# 2017-2018 REVIEW

**BOTTOM ROW L-R** AARON HARRISON, KYLE COLLINSWORTH, DORIAN FINNEY-SMITH, YOGI FERRELL, JOSE JUAN BAREA, DENNIS SMITH JR., SETH CURRY, WESLEY MATTHEWS **MIDDLE ROW L-R** NERLENS NOEL, JOHNATHAN MOTLEY, DWIGHT POWELL, SALAH MEJRI, DIRK NOWITZKI, DOUG MCDERMOTT, MAXI KLEBER, JALEN JONES, HARRISON BARNES **TOP ROW L-R** LARRY SHYATT, DARRELL ARMSTRONG, KALEB CANALES, MELVIN HUNT, RICK CARLISLE, JAMAHL MOSLEY, MIKE WEINAR, MIKE SHEDD

**SEASON NOTEBOOK:** The Dallas Mavericks finished 24-58 (.293) in 2017-18, missing the playoffs for the second straight year (after they reached the postseason 15 times in a 16-year span from 2001 to 2016). Dirk Nowitzki played in his 20th season with the Mavericks, joining Kobe Bryant (Lakers) as the sole members of the NBA's 20-year, only one team club. The 39-year-old German logged 1,900 minutes in 77 games (all starts) in 2017-18. He moved into third place on the NBA's all-time minutes played list (50,573) and fifth on the league's all-time games played list (1,471). Nowitzki became the sixth player in league history (first international player) to reach the 31,000-point plateau against Oklahoma City on 2/28/18. Rick Carlisle became the 18th coach in NBA history to reach 700 career victories with Dallas' 108-82 win over the L.A. Clippers on 12/2/17. Harrison Barnes averaged a team-high 18.9 points per game in 2017-18, leading Dallas in scoring for the second straight year (19.2 ppg in 2016-17). Dennis Smith Jr. had a fine rookie season, finishing second on the team in both scoring (15.2 ppg) and assists (5.2 apg) while earning NBA All-Rookie Second Team honors.

	G	GS	MIN	FG	FGA	PCT	3FG	3FGA	PCT	FT	FTA	PCT	OFF	DEF	TOT	AST	PF	DQ	STL	TO	BLK	PTS	AVG
Barnes	77	77	2635	537	1208	.445	119	333	.357	259	313	.827	77	391	468	152	94	0	49	118	14	1452	18.9
Smith	69	69	2049	404	1024	.395	106	339	.313	134	193	.694	50	210	260	358	152	1	71	194	18	1048	15.2
Matthews	63	63	2131	283	697	.406	153	402	.381	83	101	.822	28	170	198	172	140	1	76	83	16	802	12.7
Nowitzki	77	77	1900	346	758	.456	138	337	.409	97	108	.898	22	416	438	120	146	0	43	51	45	927	12.0
Barea	69	11	1603	303	690	.439	115	313	.367	80	102	.784	15	186	201	434	83	0	35	143	3	801	11.6
Ferrell	82	21	2281	311	730	.426	134	359	.373	82	103	.796	26	223	249	201	153	0	64	78	9	838	10.2
Motley	11	4	176	40	75	.533	1	6	.167	15	28	.536	14	35	49	7	18	0	3	9	2	96	8.7
Powell	79	24	1672	255	430	.593	28	84	.333	133	185	.719	135	309	444	91	186	1	67	59	32	671	8.5
Harris	44	1	807	118	284	.415	44	125	.352	93	112	.830	9	76	85	103	1	37	49	8	373	8.5	
McDermott (TOT)	81	4	1768	237	508	.467	92	216	.426	64	81	.790	40	160	200	79	122	0	19	56	16	630	7.8
McDermott (DAL)	26	3	596	86	180	.478	39	79	.494	24	28	.857	7	59	66	29	49	0	9	22	4	235	9.0
Harrison	9	3	233	19	69	.275	9	43	.209	13	17	.765	4	20	24	11	27	0	9	3	2	60	6.7
Finney-Smith	21	13	448	46	121	.380	20	67	.299	11	15	.733	22	53	75	26	43	0	10	21	4	123	5.9
Warney	3	0	27	7	12	.583	0	0	---	3	5	.600	4	5	9	0	2	0	0	1	0	17	5.7
Kleber	72	35	1206	151	309	.489	40	128	.313	44	59	.746	71	163	234	51	114	0	26	30	47	386	5.4
Jones (TOT)	16	0	181	26	68	.382	10	26	.385	12	19	.632	13	25	38	4	22	0	5	7	1	74	4.6
Jones (DAL)	12	0	162	25	64	.391	9	25	.360	10	17	.588	13	22	35	4	20	0	5	7	1	69	5.8
Noel	30	6	472	55	105	.524	0	1	.000	21	28	.750	48	120	168	20	59	1	31	26	22	131	4.4
Mejri	61	1	729	88	137	.642	0	3	.000	38	66	.576	85	161	246	35	121	1	22	39	67	214	3.5
Collinsworth	32	2	480	38	99	.384	4	17	.235	21	40	.525	32	75	107	56	44	0	17	24	9	101	3.2
Cleavel	7	0	64	6	18	.333	6	15	.400	2	2	1.000	1	6	7	3	8	0	2	2	0	20	2.9
Withey	10	0	39	6	16	.375	2	10	.200	1	2	.500	1	9	10	0	3	0	0	2	3	15	1.5
Hopson	1	0	8	0	1	.000	0	0	---	1	2	.500	0	0	0	1	0	0	0	1	0	1	1.0
Cleveland	13	0	81	4	14	.286	0	1	.000	2	4	.500	2	8	10	2	11	0	6	2	4	10	0.8
McRoberts	2	0	6	0	1	.000	0	1	.000	0	0	---	0	0	0	2	0	0	0	0	0	0	0.0
MAVERICKS	82	-	19805	3128	7042	.444	967	2688	.360	1167	1530	.763	666	2717	3383	1858	1578	6	578	1007	310	8390	102.3
OPPONENTS	82	-	19805	3219	6870	.469	874	2411	.363	1327	1754	.757	725	3027	3752	1929	1604	2	594	1126	369	8639	105.4





# 2016-2017

**BOTTOM ROW L-R** HARRISON BARNES, DEVIN HARRIS, JOSE JUAN BAREA, WESLEY MATTHEWS, SETH CURRY, YOGI FERRELL. **MIDDLE ROW L-R** NICOLAS BRUSSINO, DWIGHT POWELL, A.J. HAMMONS, DIRK NOWITZKI, SALAH MEJRI, NERLENS NOEL, DORIAN FINNEY-SMITH, JARROD UTHOFF. **TOP ROW L-R** DARRELL ARMSTRONG, MELVIN HUNT, LARRY SHYATT, RICK CARLISLE, KALEB CANALES, JAMAHL MOSLEY.

**SEASON NOTEBOOK:** The The Dallas Mavericks finished 33-49 (.402) in 2016-17, snapping a streak of 16 straight seasons with at least a .500 record. Health played a big part, with injuries costing the team 163 “man games lost” on the year. Eleven undrafted players appeared in at least one game for Dallas in 2016-17 – a then franchise record. The team even started four undrafted players (Dorian Finney-Smith, Wesley Matthews, Seth Curry and Salah Mejri) in a game for the first time ever against San Antonio on 11/21/16. Dirk Nowitzki achieved yet another huge milestone in 2016-17, becoming the sixth player in NBA history and the first international player to reach the 30,000-point plateau with a 15-foot baseline jumper over Larry Nance Jr. at the 10:58 mark of the second quarter against the L.A. Lakers on 3/7/17. Rick Carlisle also became the first coach in Mavericks history to reach 400 wins with the franchise with a 108-104 victory at Portland on 2/3/17. Harrison Barnes enjoyed a breakout season in his first year with the Mavericks, averaging a career-high (team-high) 19.2 points per game.

	G	GS	MIN	FG	FGA	PCT	3FG	3FGA	PCT	FT	FTA	PCT	OFF	DEF	TOT	AST	PF	DQ	STL	TO	BLK	PTS	AVG
Barnes	79	79	2804	599	1280	.468	78	222	.351	242	281	.861	93	301	394	116	128	0	65	102	15	1518	19.2
Nowitzki	54	54	1424	296	678	.437	79	209	.378	98	112	.875	23	330	353	82	113	0	30	51	38	769	14.2
Matthews	73	73	2495	333	847	.393	174	479	.363	146	179	.816	18	241	259	210	161	1	77	102	15	986	13.5
Williams	40	40	1171	195	453	.430	63	181	.348	69	84	.821	13	89	102	274	96	1	25	98	2	522	13.1
Curry	70	42	2029	338	703	.481	137	322	.425	85	100	.850	25	154	179	189	126	1	79	92	7	898	12.8
Barea	35	6	771	142	343	.414	53	148	.358	44	51	.863	9	75	84	193	30	0	14	63	1	381	10.9
Ferrell (TOT)	46	29	1197	160	394	.406	68	176	.386	74	89	.831	20	91	111	172	90	0	42	70	9	462	10.0
Ferrell (DAL)	36	29	1046	142	345	.412	60	149	.403	64	73	.877	16	83	99	155	79	0	40	56	7	408	11.3
Noel (TOT)	51	19	1047	184	309	.595	0	1	.000	77	111	.694	93	201	294	50	126	0	65	51	50	445	8.7
Noel (DAL)	22	12	483	77	134	.575	0	0	---	34	48	.708	47	103	150	20	55	0	22	22	24	188	8.5
D. Harris	65	0	1087	136	341	.399	58	177	.328	107	129	.829	11	116	127	136	101	0	43	57	7	437	6.7
Powell	77	3	1333	194	377	.515	21	74	.284	107	141	.759	93	213	306	49	135	1	61	34	39	516	6.7
Anderson	51	2	710	111	277	.401	37	122	.303	70	88	.795	39	110	149	32	64	0	28	40	16	329	6.5
Gibson	17	0	231	35	95	.368	15	45	.333	21	29	.724	1	21	22	26	21	0	8	21	0	106	6.2
Cook	5	0	77	11	25	.440	5	14	.357	0	2	.000	0	3	3	12	6	0	1	8	0	27	5.4
Uthoff	9	0	115	16	38	.421	3	9	.333	5	7	.714	8	14	22	9	8	0	2	3	4	40	4.4
Finney-Smith	81	35	1642	124	333	.372	56	191	.293	46	61	.754	55	167	222	67	125	0	52	45	25	350	4.3
Jackson	9	1	84	13	39	.333	3	11	.273	6	7	.857	1	8	9	19	5	0	2	3	0	35	3.9
Bogut	26	21	582	38	81	.469	0	1	.000	3	11	.273	56	162	218	49	84	2	13	43	25	79	3.0
Mejri	73	11	905	88	137	.642	1	3	.333	36	61	.590	97	211	308	14	152	1	32	40	61	213	2.9
Brussino	54	2	521	52	141	.369	29	95	.305	17	22	.773	26	69	95	47	43	1	17	26	8	150	2.8
Liggins (TOT)	62	19	777	55	142	.387	17	46	.370	25	40	.625	20	88	108	54	81	0	47	42	14	152	2.5
Liggins (DAL)	1	0	25	3	6	.500	0	1	.000	2	3	.667	3	4	7	0	3	0	2	0	0	8	8.0
Hammons	22	0	163	17	42	.405	5	10	.500	9	20	.450	8	28	36	4	21	0	1	10	13	48	2.2
Acy	6	0	48	5	17	.294	1	7	.143	2	3	.667	2	6	8	0	9	0	0	2	0	13	2.2
M. Harris	4	0	25	3	15	.200	0	2	.000	2	4	.500	3	6	9	2	1	0	0	2	0	8	2.0
Bentil	3	0	10	0	3	.000	0	1	.000	0	0	---	0	2	2	0	1	0	0	1	0	0	0.0
MAVERICKS	82	-	19780	2968	6750	.440	878	2473	.355	1215	1516	.801	647	2516	3163	1705	1567	8	614	972	307	8029	97.9
OPPONENTS	82	-	19780	3035	6477	.469	788	2074	.380	1411	1827	.772	727	2923	3650	1743	1591	6	535	1225	280	8269	100.8





# 2015-2016

**BOTTOM ROW L-R** WESLEY MATTHEWS, DERON WILLIAMS, DEVIN HARRIS, JOSE JUAN BAREA, CHANDLER PARSONS, RAYMOND FELTON, JUSTIN ANDERSON. **MIDDLE ROW L-R** CRAIG METCALFE, CASEY SPANGLER, DIONNE CALHOUN, DON KALKSTEIN, JEREMY EVANS, DWIGHT POWELL, DAVID LEE, DIRK NOWITZKI, JAVALE MCGEE, SALAH MEJRI, ZAZA PACHULIA, CHARLIE VILLANUEVA, CASEY SMITH, MIKE PROCOPIO. **TOP ROW L-R** GARY BOREN, MIKE SHEDD, JAMAHL MOSLEY, FLOYD JAHNER, DONNIE NELSON, RICK CARLISLE, MELVIN HUNT, KALEB CANALES, MIKE WEINAR, DARRELL ARMSTRONG, JEREMY HOLSOPPLE, AL WHITLEY.

**SEASON NOTEBOOK:** The Dallas Mavericks went 42-40 (.512) in 2015-16, marking their 16th straight season with at least a .500 record. Dirk Nowitzki passed Shaquille O’Neal (28,596) for sixth place on the NBA’s all-time scoring list at Brooklyn (12/23/15). The 18-year forward also became the sixth player in NBA history to eclipse the 29,000-point plateau against Philadelphia (2/21/16). At age 37, Nowitzki averaged a team-high 18.3 points per game, leading Dallas in scoring average for the 15th time in the last 16 years. What’s more, Nowitzki became the fifth player in NBA history to average at least 18 points per game at age 37 or older. Rick Carlisle became the winningest coach in Mavericks history with a 103-93 victory at the L.A. Lakers on 11/1/15, passing Don Nelson (339) with his 340th win with the franchise. Carlisle also passed the late Flip Saunders (654) for 20th place on the NBA’s all-time wins list with a 97-88 victory at Denver on 3/28/16 (career win No. 655). Dallas won seven of its final nine games to clinch a playoff spot for the 15th time in the last 16 years. The Mavericks’ 42 wins earned them the sixth seed in the Western Conference and a matchup with the No. 3 seed Oklahoma City Thunder in the first round. Dallas fought hard in the series despite enduring injuries to several key players. The Thunder went on to defeat the Mavericks in five games.

PLAYER	G	GS	MIN	FG	FGA	PCT	3FG	3FGA	PCT	FT	FTA	PCT	OFF	DEF	TOT	AST	PF	DQ	STL	TO	BLK	PTS	AVG
NOWITZKI	75	75	2364	498	1112	.448	126	342	.368	250	280	.893	52	437	489	132	161	0	52	84	52	1372	18.3
WILLIAMS	65	63	2106	321	775	.414	97	282	.344	179	206	.869	19	171	190	378	155	0	61	150	14	918	14.1
PARSONS	61	51	1799	320	651	.492	104	251	.414	93	136	.684	29	256	285	169	114	0	46	95	21	837	13.7
MATTHEWS	78	78	2644	331	854	.388	189	525	.360	126	146	.863	27	211	238	151	179	1	78	78	17	977	12.5
BAREA	74	16	1667	317	711	.446	100	260	.385	74	96	.771	26	126	152	302	110	0	26	113	2	808	10.9
FELTON	80	31	2192	277	682	.406	60	213	.282	149	176	.847	36	222	258	284	141	0	68	121	15	763	9.5
PACHULIA	76	69	2004	219	470	.466	0	3	.000	212	276	.768	249	469	718	128	181	1	64	119	22	650	8.6
LEE (TOT)	55	5	903	178	335	.531	0	1	.000	71	93	.763	101	204	305	84	114	0	22	66	28	427	7.8
LEE (DAL)	25	1	433	91	143	.636	0	0	---	31	42	.738	60	115	175	30	63	0	10	28	15	213	8.5
HARRIS	64	0	1280	167	374	.447	52	158	.329	101	140	.721	18	120	138	118	124	1	60	66	13	487	7.6
POWELL	69	2	992	146	296	.493	2	16	.125	105	142	.739	84	189	273	44	118	1	36	40	24	399	5.8
VILLANUEVA	62	4	665	125	327	.382	47	172	.273	22	24	.917	24	128	152	24	71	0	18	31	15	319	5.1
MCGEE	34	2	370	77	134	.575	0	1	.000	18	36	.500	53	80	133	3	49	0	5	21	26	172	5.1
ANDERSON	55	9	647	71	175	.406	22	83	.265	44	55	.800	18	114	132	29	45	0	19	24	25	208	3.8
MEJRI	34	6	397	49	78	.628	0	1	.000	27	46	.587	41	82	123	10	54	0	8	23	36	125	3.7
JENKINS	21	1	193	29	70	.414	3	19	.158	8	9	.889	4	18	22	9	11	0	3	11	0	69	3.3
EVANS	30	2	251	26	48	.542	4	16	.250	15	21	.714	11	43	54	2	19	0	6	7	9	71	2.4
MAVERICKS	82	-	20005	3054	6900	.444	806	2342	.344	1454	1831	.794	751	2781	3532	1813	1595	4	560	1047	306	8388	102.3
OPPONENTS	82	-	20005	3144	6971	.451	743	2170	.342	1382	1873	.738	868	2887	3755	1800	1757	9	617	1142	363	8413	102.6





# 2014-2015

**TOP ROW L-R** MIKE WEINAR, MIKE SHEDD, DARRELL ARMSTRONG, TERDEMA USSERY, RICK CARLISLE, JAMAHL MOSLEY, KALEB CANALES, MONTE MATHIS, BRAD DAVIS **MIDDLE ROW L-R** MONDRICK JONES, ROLAND BEECH, JOHNNY CARPENTER, TERRY SULLIVAN, CRAIG METCALFE, DON KALKSTEIN, CHARLIE VILLANUEVA, DIRK NOWITZKI, TYSON CHANDLER, AMARE STOUDEMIRE, DWIGHT POWELL, BERNARD JAMES, GREG SMITH, AL-FAROUC AMINU, AL WHITLEY, GARY BOREN, CASEY SPANGLER, CHRIS NEWELL, MIKE PROCOPIO, JAMES BROCATO **BOTTOM ROW L-R** DIONNE CALHOUN, CASEY SMITH, MONTA ELLIS, CHANDLER PARSONS, DEVIN HARRIS, JOSE JUAN BAREA, RAYMOND FELTON, RICHARD JEFFERSON, RAJON RONDO, JEREMY HOLSOPPLE

## SEASON NOTEBOOK

Won 50, lost 32 (fourth, Southwest)...The Mavericks finished the 2014-15 campaign with a 50-win season (50-32) for the 14th time in franchise history and 12th time in the last 15 years...Dallas earned the 7th seed in the Western Conference Playoffs where they fell in the opening round to the 2-seeded Houston Rockets...Dirk Nowitzki continued his climb up the NBA's all-time scoring list when he moved from 10th place to seventh place in career scoring with 28,119 points after passing Hakeem Olajuwon, Elvin Hayes and Moses Malone over the course of the season...Nowitzki became the top foreign-born scorer of all-time (Olajuwon, Nigeria) on 11/11 and went on to play in his 13th All-Star game where he finished with 5 points, 5 rebounds and 2 steals in 12 minutes at the 2015 NBA All-Star Game in New York...Rick Carlisle recorded his 600th career win at Miami on 1/30 and became just the 24th coach in NBA history to reach 600 wins.

	G	GS	MIN	FG	FGA	PCT	3FG	3FGA	PCT	FT	FTA	PCT	OFF	DEF	TOT	AST	PF	DQ	STL	TO	BLK	PTS	AVG
Ellis	80	80	2699	602	1354	.445	81	284	.285	228	303	.752	34	156	190	329	197	0	148	198	25	1513	18.9
Nowitzki	77	77	2282	487	1062	.459	104	274	.380	255	289	.882	44	413	457	143	160	1	39	82	33	1333	17.3
Parsons	66	66	2186	383	829	.462	132	347	.380	139	193	.720	64	259	323	161	140	2	69	96	19	1037	15.7
Stoudemire (TOT)	59	15	1244	273	490	.557	0	4	.000	134	186	.720	110	219	329	45	161	3	29	78	38	680	11.5
Stoudemire (DAL)	23	1	380	104	179	.581	0	1	.000	40	59	.678	27	57	84	8	50	0	9	15	4	248	10.8
Chandler	75	75	2286	293	440	.666	0	0	---	185	257	.720	294	570	864	84	169	0	42	105	91	771	10.3
Rondo (TOT)	68	68	2019	275	645	.426	27	86	.314	31	78	.397	73	300	373	538	153	1	91	210	7	608	8.9
Rondo (DAL)	46	46	1319	194	445	.436	19	54	.352	19	42	.452	48	160	208	301	111	1	54	135	4	426	9.3
Wright	27	0	505	101	135	.748	0	0	---	36	48	.750	51	59	110	10	44	0	17	13	42	238	8.8
Harris	76	3	1685	219	524	.418	95	266	.357	132	162	.815	13	122	135	237	147	2	78	85	14	665	8.8
Barea	77	10	1362	225	536	.420	54	167	.323	76	94	.809	23	111	134	263	104	0	33	70	1	580	7.5
Nelson	23	23	584	61	163	.374	38	103	.369	7	8	.875	14	49	63	95	53	0	15	39	2	167	7.3
Villanueva	64	1	678	150	362	.414	83	221	.376	20	35	.571	30	119	149	19	64	0	15	28	22	403	6.3
Jefferson	74	18	1244	144	324	.444	66	155	.426	78	114	.684	25	158	183	61	115	0	32	52	11	432	5.8
Aminu	74	3	1366	147	357	.412	34	124	.274	84	118	.712	114	228	342	59	137	0	70	55	62	412	5.6
Felton	29	3	281	43	106	.406	10	34	.294	12	15	.800	2	24	26	41	17	0	11	18	4	108	3.7
Crowder	25	0	265	33	76	.434	13	38	.342	10	11	.909	12	17	29	12	26	0	15	10	5	89	3.6
Powell (TOT)	29	0	236	31	67	.463	3	11	.273	25	33	.758	18	32	50	9	40	1	9	11	6	90	3.1
Powell (DAL)	24	0	227	27	62	.435	3	11	.273	24	31	.774	18	31	49	9	39	1	7	9	6	81	3.4
James	16	2	158	12	27	.444	0	0	---	20	23	.870	18	21	39	4	17	0	2	6	15	44	2.8
Smith	42	2	363	30	49	.612	0	0	---	20	39	.513	26	53	79	9	53	0	7	11	11	80	1.9
Ledo	5	0	11	0	6	.000	0	3	.000	1	2	.500	1	2	1	1	0	0	2	0	0	1	0.2
<b>MAVERICKS</b>	<b>82</b>	<b>-</b>	<b>19880</b>	<b>3255</b>	<b>7036</b>	<b>.463</b>	<b>732</b>	<b>2082</b>	<b>.352</b>	<b>1386</b>	<b>1843</b>	<b>.752</b>	<b>858</b>	<b>2608</b>	<b>3466</b>	<b>1846</b>	<b>16447</b>	<b>663</b>	<b>1062</b>	<b>371</b>	<b>8628</b>	<b>105.2</b>	
<b>OPPONENTS</b>	<b>82</b>	<b>-</b>	<b>19880</b>	<b>3117</b>	<b>6930</b>	<b>.450</b>	<b>741</b>	<b>2034</b>	<b>.364</b>	<b>1415</b>	<b>1879</b>	<b>.753</b>	<b>1006</b>	<b>2778</b>	<b>3784</b>	<b>1830</b>	<b>181613</b>	<b>602</b>	<b>1339</b>	<b>314</b>	<b>8390</b>	<b>102.3</b>	





CONTENT THE ORGANIZATION PLAYERS THE NBA HISTORY RECORDS PLAYOFFS MEDIA REVIEW

Table with columns: DATE, H-R, W-L, SCORE OPPONENT, DAL-OPP, HOME RECORD, ROAD RECORD, TOTAL RECORD, SK, DALLAS HI SCORER, PT, DALLAS HI REBR, RB, DALLAS HI ASSISTS, AST, OPPONENT HI SCORER, PT, ATTEND. Rows include game dates from Oct 28 to Apr 15 and opponent names like San Antonio, Utah, New Orleans, Boston, Portland, etc.



# 2013-2014

**TOP ROW L-R** MONDRICK JONES, MIKE PROCOPIO, MIKE SHEDD, KEITH GRANT, TONY BROWN, RICK CARLISLE, TERDEMA USSERY, MONTE MATHIS, DARRELL ARMSTRONG, KALEB CANALES, MIKE WEINAR, BRAD DAVIS, CRAIG METCALFE

**MIDDLE ROW L-R** TERRY SULLIVAN, JEREMY HOLSOPPLE, DEJUAN BLAIR, VINCE CARTER, SHAWN MARION, DIRK NOWITZKI, BERNARD JAMES, SAMUEL DALEMBERT, BRANDAN WRIGHT, AL WHITLEY, DON KALKSTEIN

**BOTTOM ROW L-R** DIONNE CALHOUN, RICKY LEDO, SHANE LARKIN, JAE CROWDER, DEVIN HARRIS, JOSE CALDERON, MONTA ELLIS, GAL MEKEL, WAYNE ELLINGTON, CASEY SMITH

## SEASON NOTEBOOK

Won 49, lost 33 (fourth, Southwest)...The Mavericks finished the 2013-14 season with a .598 record (49-33) and faced the San Antonio Spurs in the opening round of the 2014 Western Conference Playoffs...Dallas gave the eventual World Champions their toughest test when the Mavericks pushed the Spurs to a Game 7 before falling short of the upset...Dirk Nowitzki continued his charge on the NBA's all-time scoring list by passing Oscar Robertson and moving into the Top 10 after draining a 19-foot jumper in the fourth quarter at Utah on 4/8/14...Nowitzki also racked up his 12th All-Star appearance when he was named as a Western Conference reserve to the 2014 All-Star Game in New Orleans...Vince Carter moved into seventh place on the NBA's all-time three-pointers list and became just the seventh player in league history to hit 1,800 3FGs...On 1/31/14 vs. Sacramento, the Mavericks tied a franchise low when they only registered four turnovers...Dallas shot .941 percent in the opening quarter at Utah on 4/8/14 to set a new franchise mark for field goal percentage in a period (previously .900, third period, at San Antonio, 1/16/91).

	G	GS	MIN	FG	FGA	PCT	3FG	3FGA	PCT	FT	FTA	PCT	OFF	DEF	TOT	AST	PF	DQ	STL	TO	BLK	PTS	AVG
Nowitzki	80	80	2628	633	1273	.497	131	329	.398	338	376	.899	40	458	498	216	165	1	73	117	45	1735	21.7
Ellis	82	82	3023	576	1278	.451	69	209	.330	339	430	.788	38	257	295	471	197	0	141	264	23	1560	19.0
Carter	81	0	1973	330	811	.407	146	371	.394	161	196	.821	67	217	284	212	209	1	61	108	35	967	11.9
Calderon	81	81	2468	341	748	.456	191	425	.449	52	63	.825	29	163	192	377	136	0	69	103	11	925	11.4
Marion	76	76	2409	341	708	.482	58	162	.358	51	65	.785	132	365	497	124	125	0	90	95	37	791	10.4
Wright	58	0	1077	224	331	.677	0	0	---	77	106	.726	102	142	244	31	94	0	32	35	55	525	9.1
Harris	40	0	818	96	254	.378	31	101	.307	92	115	.800	8	77	85	178	72	1	28	59	2	315	7.9
Dalembert	80	68	1614	214	377	.568	0	1	.000	101	137	.737	200	341	541	38	210	0	41	90	94	529	6.6
Blair	78	13	1214	210	393	.534	0	2	.000	77	121	.636	139	229	368	70	192	1	60	77	21	497	6.4
Crowder	78	8	1254	130	296	.439	50	151	.331	46	61	.754	46	148	194	60	100	0	59	41	21	356	4.6
Ellington	45	1	393	55	126	.437	25	59	.424	10	11	.909	8	35	43	19	33	0	16	11	2	145	3.2
Larkin	48	0	489	52	137	.380	12	38	.316	16	25	.640	11	31	42	71	46	0	26	39	1	132	2.8
Mekel	31	1	292	30	86	.349	5	20	.250	8	12	.667	5	22	27	63	31	0	4	31	1	73	2.4
Ledo	11	0	33	6	17	.353	3	8	.375	4	4	1.000	0	2	2	2	2	0	1	2	0	19	1.7
James	30	0	146	11	23	.478	0	1	.000	6	11	.545	15	27	42	3	24	0	3	10	8	28	0.9
<b>MAVERICKS</b>	<b>82</b>	<b>-</b>	<b>19830</b>	<b>3249</b>	<b>6858</b>	<b>.474</b>	<b>721</b>	<b>1877</b>	<b>.384</b>	<b>1378</b>	<b>1733</b>	<b>.795</b>	<b>840</b>	<b>2514</b>	<b>3354</b>	<b>1935</b>	<b>16364</b>	<b>704</b>	<b>1110</b>	<b>356</b>	<b>8597</b>	<b>104.8</b>	
<b>OPPONENTS</b>	<b>82</b>	<b>-</b>	<b>19830</b>	<b>3096</b>	<b>6673</b>	<b>.464</b>	<b>678</b>	<b>1888</b>	<b>.359</b>	<b>1530</b>	<b>2019</b>	<b>.758</b>	<b>943</b>	<b>2569</b>	<b>3512</b>	<b>1808</b>	<b>16337</b>	<b>635</b>	<b>1312</b>	<b>288</b>	<b>8400</b>	<b>102.4</b>	





# 2012-2013

**TOP ROW L-R** MONDRICK JONES, TERRY SULLIVAN, DEREK EARLS, MIKE SHEDD, MIKE WEINAR, TONY BROWN, MONTE MATHIS, TERDEMA USSERY, RICK CARLISLE, KEITH GRANT, JIM O'BRIEN, DARRELL ARMSTRONG, BRAD DAVIS, ROLAND BEECH, GARY BOREN, MIKE PROCOPIO

**MIDDLE ROW L-R** DIONNE CALHOUN, SHAWN MARION, BERNARD JAMES, ELTON BRAND, DIRK NOWITZKI, CHRIS KAMAN, BRANDAN WRIGHT, VINCE CARTER, AL WHITLEY, DON KALKSTEIN

**BOTTOM ROW L-R** ROBERT HACKETT, JAE CROWDER, JARED CUNNINGHAM, RODRIGUE BEAUBOIS, O.J. MAYO, DARREN COLLISON, MIKE JAMES, JOSH AKOGNON, ANTHONY MORROW, CASEY SMITH

## SEASON NOTEBOOK

Won 41, lost 41 (fourth, Southwest)...The Mavericks finished the 2012-13 season with a .500 record (41-41) but missed the playoffs for the first time in 13 years...Dallas began the season without the services of Dirk Nowitzki, who sat out the first 27 games of the year recovering from right knee surgery...The Mavericks welcomed back Nowitzki on Dec. 23 and the team had a strong second half of the season...The Mavericks went 28-18 (.609) in their final 46 games...Despite the strong finish, the Mavericks saw their franchise-best 12-year-long playoff streak come to an end...Nowitzki became the 17th member of the 25,000-point club at New Orleans on 4/14/13 with an 18-foot fadeaway jumper over Robin Lopez at the 6:44 mark of the second quarter (the basket gave him 25,001 career points)...Mavericks Head Coach Rick Carlisle recorded his 500th career win against Portland on 2/6/13 (Dallas defeated Portland, 105-99).

	G	GS	MIN	FG	FGA	PCT	3FG	3FGA	PCT	FT	FTA	PCT	OFF	DEF	TOT	AST	PF	DQ	STL	TO	BLK	PTS	AVG
Nowitzki	53	47	1661	343	728	.471	65	157	.414	166	193	.860	37	326	363	132	93	0	38	70	37	917	17.3
Mayo	82	82	2913	461	1026	.449	142	349	.407	191	233	.820	36	255	291	361	195	1	93	210	23	1255	15.3
Carter	81	3	2093	372	855	.435	162	399	.406	182	223	.816	58	276	334	194	226	1	74	106	44	1088	13.4
Marion	67	67	2010	355	690	.514	23	73	.315	79	101	.782	146	379	525	163	111	0	75	103	47	812	12.1
Collison	81	47	2372	341	724	.471	48	136	.353	242	275	.880	31	188	219	415	139	0	100	173	8	972	12.0
Kaman	66	52	1363	313	617	.507	0	1	.000	67	85	.788	97	275	372	51	141	1	29	103	52	693	10.5
Fisher	9	9	229	23	65	.354	10	23	.435	21	23	.913	0	15	15	31	24	2	5	18	2	77	8.6
B. Wright	64	16	1149	241	404	.597	0	3	.000	59	96	.615	85	175	260	38	78	0	26	34	76	541	8.5
Brand	72	18	1527	226	478	.473	0	1	.000	66	93	.710	130	300	430	70	192	0	50	57	90	518	7.2
M. James	45	23	862	101	271	.373	48	125	.384	23	29	.793	9	63	72	139	95	1	26	55	3	273	6.1
Crowder	78	16	1353	141	367	.384	63	192	.328	47	73	.644	35	152	187	94	128	0	63	49	17	392	5.0
Murphy	14	1	256	22	61	.361	11	35	.314	10	11	.909	7	42	49	7	29	0	10	7	6	65	4.6
Curry	2	0	25	4	8	.500	0	0	---	1	4	.250	2	2	4	0	7	0	0	3	0	9	4.5
Beaubois	45	0	549	65	176	.369	21	72	.292	30	38	.789	9	48	57	84	54	0	19	33	4	181	4.0
Do. Jones	29	3	338	40	109	.367	1	9	.111	35	53	.660	18	27	45	83	29	0	14	38	2	116	4.0
Morrow (TOT)	41	1	383	64	145	.441	16	43	.372	20	22	.909	11	19	30	13	43	0	13	8	1	164	4.0
Morrow (DAL)	17	0	82	17	34	.500	1	5	.200	4	4	1.000	1	3	4	4	10	0	1	4	0	39	2.3
Da. Jones	50	15	635	50	140	.357	8	37	.216	66	82	.805	13	57	70	28	73	0	10	22	5	174	3.5
B. James	46	11	457	53	103	.515	0	2	.000	25	41	.610	52	79	131	6	64	0	12	18	38	131	2.8
Douglas-Roberts	6	0	63	5	14	.357	0	4	.000	7	10	.700	0	5	5	4	4	0	2	1	0	17	2.8
Cunningham	8	0	26	6	14	.429	2	3	.667	2	2	1.000	1	2	3	1	3	0	1	2	0	16	2.0
Akognon	3	0	9	2	4	.500	1	2	.500	0	0	---	0	1	1	1	3	0	0	0	0	5	1.7
C. Wright	3	0	4	1	2	.500	0	0	---	0	0	---	0	0	0	0	0	0	0	1	0	2	0.7
Dentmon	2	0	4	0	2	.000	0	0	---	0	0	---	0	0	0	0	0	0	0	0	0	0	0.0
MAVERICKS	82	-	19980	3182	6892	.462	606	1628	.372	1323	1669	.793	767	2670	3437	1906	1698	6	648	1144	454	8293	101.1
OPPONENTS	82	-	19980	3067	6890	.445	642	1789	.359	1566	2079	.753	985	2752	3737	1805	1547	5	698	1202	340	8342	101.7





# 2011-2012

**TOP ROW L-R** DIONNE CALHOUN, BRAD DAVIS, MONDRICK JONES, TERDEMA USSERY, KEITH GRANT, DARRELL ARMSTRONG, TERRY STOTTS, RICK CARLISLE, TONY BROWN, MONTE MATHIS, GARY BOREN, ROLAND BEECH, MIKE WEINAR, AL WHITLEY, CASEY SMITH

**MIDDLE ROW L-R** TERRY SULLIVAN, NEIL HERSKOWITZ, MIKE SHEDD, BRENDAN HAYWOOD, BRIAN CARDINAL, IAN MAHINMI, DIRK NOWITZKI, SHAWN MARION, YI JIANLIAN, BRANDAN WRIGHT, ROBERT HACKETT, DON KALKSTEIN

**BOTTOM ROW L-R** VINCE CARTER, RODRIGUE BEAUBOIS, DELONTE WEST, JASON KIDD, JASON TERRY, DOMINIQUE JONES, KELENN AZUBUIKE

## SEASON NOTEBOOK

Won 36, lost 30 (third, Southwest)...Dallas made its 12th consecutive playoff appearance but lost to the eventual Western Conference Champions Thunder 4-0 in the first-round...Dirk Nowitzki made his 11th straight All-Star appearance and was named All-NBA Third Team after leading Dallas in scoring with 21.6 points per game...Nowitzki topped 1,000 points for the 13th consecutive year and led his team in scoring a league-high 45 times in 2011-12... on 2/20 vs. Boston, Nowitzki recorded his 1,000th career block, becoming just the third player in NBA history with at least 1,000 blocks and 1,000 3-pointers (Clifford Robinson, Rasheed Wallace)...Jason Kidd also reached a milestone on 2/20, passing Michael Jordan (2,514) for second place on the NBA's all-time steals list with his 2,515 career theft... on 4/15 at the L.A. Lakers, Nowitzki became the 19th player in NBA history to reach the 24,000-point plateau...Jason Terry advanced from eighth to fourth place on the NBA's all-time 3-point field goals made list in 2011-12 and finished the season with 1,788 career triples...Terry and Nowitzki both appeared in their 1,000th career game in 2011-12... the Mavericks held their opponents to under 100 points for 15 straight games from 12/30/11-1/23/12, which set a franchise record for consecutive games holding teams under the century mark.

	G	GS	MIN	FG	FGA	PCT	3FG	3FGA	PCT	FT	FTA	PCT	OFF	DEF	TOT	AST	PF	DQ	STL	TO	BLK	PTS	AVG
Nowitzki	62	62	2079	473	1034	.457	78	212	.368	318	355	.896	46	372	418	136	129	0	42	117	30	1342	21.6
Terry	63	1	2000	357	830	.430	138	365	.378	98	111	.883	16	133	149	226	69	0	73	127	11	950	15.1
Marion	63	63	1919	288	646	.446	20	68	.294	74	93	.796	145	320	465	132	87	0	67	98	36	670	10.6
Carter	61	40	1542	223	542	.411	74	205	.361	95	115	.826	32	173	205	139	134	0	56	84	25	615	10.1
West	44	33	1060	166	360	.461	27	76	.355	62	70	.886	13	88	101	139	67	0	58	76	11	421	9.6
Beaubois	53	12	1151	188	445	.422	38	132	.288	58	69	.841	19	132	151	152	98	0	56	70	28	472	8.9
Wright	49	0	791	144	233	.618	0	1	.000	52	82	.634	62	112	174	13	61	0	22	21	63	340	6.9
Odom	50	4	1027	123	349	.352	28	111	.252	58	98	.592	36	172	208	83	97	0	20	52	18	332	6.6
Kidd	48	48	1379	99	273	.363	79	223	.354	22	28	.786	15	183	198	264	83	0	82	91	10	299	6.2
Mahinmi	61	12	1139	130	238	.546	0	1	.000	94	147	.639	108	181	289	12	176	2	38	50	31	354	5.8
Haywood	54	54	1146	118	228	.518	0	0	---	45	96	.469	139	185	324	19	121	0	24	46	54	281	5.2
Williams	8	0	65	12	16	.750	0	0	---	5	6	.833	9	4	13	2	14	0	1	7	5	29	3.6
Jones	33	1	268	29	73	.397	1	8	.125	29	37	.784	9	35	44	42	28	0	10	28	5	88	2.7
Yi	30	0	203	31	82	.378	3	10	.300	14	21	.667	12	37	49	5	23	0	7	14	8	79	2.6
Azubuikwe	3	0	18	3	8	.375	1	3	.333	0	0	---	0	0	0	0	1	0	1	4	0	7	2.3
Cardinal	44	0	277	14	55	.255	10	49	.204	5	6	.833	4	30	34	16	38	0	8	8	2	43	1.0
Mavericks	66	-	16065	2398	5412	.443	497	1464	.339	1029	1334	.771	665	2157	2822	1380	1226	2	565	926	337	6322	95.8
Opponents	66	-	16065	2347	5390	.435	473	1368	.346	1092	1456	.750	725	2173	2898	1351	1213	3	561	971	265	6259	94.8





# 2010-2011

**TOP ROW L-R** DIONNE CALHOUN, MIKE WEINAR, MIKE SHEDD, MONDRICK JONES, CASEY SMITH, MONTE MATHIS, DWANE CASEY, TERRY STOTTS, RICK CARLISLE, DONNIE NELSON, DARRELL ARMSTRONG, KEITH GRANT, BRAD DAVIS, AL WHITLEY, ROLAND BEECH

**MIDDLE ROW L-R** NEIL HERSKOWITZ, TERRY SULLIVAN, IAN MAHINMI, CARON BUTLER, BRENDAN HAYWOOD, DIRK NOWITZKI, TYSON CHANDLER, SHAWN MARION, BRIAN CARDINAL, DON KALKSTEIN, GARY BOREN, ROBERT HACKETT

**BOTTOM ROW L-R** DESHAWN STEVENSON, COREY BREWER, JOSE BAREA, JASON TERRY, JASON KIDD, RODRIGUE BEAUBOIS, DOMINIQUE JONES [NOT PICTURED: PEJA STOJAKOVIC]

## SEASON NOTEBOOK

Won 57, lost 25 (second, Southwest)...the 2010-11 Dallas Mavericks captured their first world championship in franchise history...the Mavericks avenged the loss to the Heat in the 2006 NBA Finals by defeating Miami in the 2011 Finals...Dirk Nowitzki led the Mavericks on their impressive postseason run, averaging a team-high 27.7 points and 8.1 rebounds... Dallas eliminated Portland, the L.A. Lakers and Oklahoma City before taking down Miami in the championship series... in the regular season, the Mavericks went 57-25 (.695) and became just the third team in NBA history to record 11 straight 50-win seasons...Dallas posted a road mark of 28-13 (.683), which was tied with Miami for the best road record in the NBA...Nowitzki eclipsed 1,500 points for the 11th consecutive year and made his 10th straight All-Star appearance...he averaged a team-high 23.0 points and shot a career-high 51.7 percent from the field en route to earning All-NBA Second Team honors...among the long list of milestones achieved in 2010-11, Jason Terry and Shawn Marion both reached the 15,000-point plateau, Jason Kidd tallied his 11,000th career assist and head coach Rick Carlisle recorded his 400th career win...Tyson Chandler, who was acquired via trade during the offseason, was named All-Defensive Second Team and proved to be the stabilizing force Dallas needed in the middle.

	G	GS	MIN	FG	FGA	PCT	3FG	3FGA	PCT	FT	FTA	PCT	OFF	DEF	TOT	AST	PF	DQ	STL	TO	BLK	PTS	AVG
Nowitzki	73	73	2504	610	1179	.517	66	168	.393	395	443	.892	50	463	513	190	172	0	38	137	47	1681	23.0
Terry	82	10	2564	492	1091	.451	127	351	.362	182	214	.850	24	129	153	334	140	0	93	167	13	1293	15.8
Butler	29	29	867	170	378	.450	28	65	.431	68	88	.773	22	96	118	46	59	0	28	49	8	436	15.0
Marion	80	27	2253	434	834	.520	5	33	.152	126	164	.768	168	383	551	110	144	0	68	130	50	999	12.5
Chandler	74	74	2059	266	407	.654	0	---	---	216	295	.732	206	486	692	32	240	4	36	88	80	748	10.1
Barea	81	2	1669	285	649	.439	66	189	.349	133	157	.847	29	130	159	317	136	1	30	136	1	769	9.5
Stojakovic (TOT)	33	13	617	100	227	.441	57	136	.419	23	25	.920	14	61	75	29	24	0	13	17	2	280	8.5
Stojakovic (DAL)	25	13	506	79	184	.429	42	105	.400	15	16	.938	14	52	66	22	22	0	11	11	2	215	8.6
Beaubois	28	26	496	94	223	.422	25	83	.301	23	30	.767	7	45	52	64	76	0	20	47	8	236	8.4
Brewer (TOT)	69	24	1510	193	488	.395	30	112	.268	136	192	.708	57	118	175	89	159	1	100	87	16	552	8.0
Brewer (DAL)	13	2	148	25	51	.490	4	13	.308	15	21	.714	12	11	23	12	25	0	11	10	2	69	5.3
Kidd	80	80	2653	215	596	.361	133	391	.340	67	77	.870	35	316	351	655	119	0	134	179	29	630	7.9
Stevenson	72	54	1158	128	330	.388	94	249	.378	33	43	.767	20	86	106	77	71	0	21	44	5	383	5.3
Haywood	72	8	1331	128	223	.574	0	1	.000	64	177	.362	129	247	376	19	146	0	16	51	74	320	4.4
Pavlovic	10	6	163	15	35	.429	7	16	.438	4	5	.800	0	12	12	7	15	0	5	5	3	41	4.1
Mahinmi	56	0	488	55	98	.561	0	2	.000	63	82	.768	43	77	120	8	105	2	14	25	15	173	3.1
Ajinca	10	2	75	12	32	.375	3	7	.429	2	3	.667	5	12	17	2	13	0	3	1	5	29	2.9
Cardinal	56	4	618	43	100	.430	42	87	.483	17	18	.944	10	49	59	40	82	0	24	17	7	145	2.6
Jones	18	0	135	14	45	.311	0	4	.000	14	17	.824	6	19	25	19	7	0	5	10	3	42	2.3
Novak	7	0	18	4	8	.500	3	4	.750	0	0	---	0	5	5	0	3	0	0	0	0	11	1.6
Mavericks	82	-	19705	3069	6463	.475	645	1768	.365	1437	1850	.777	780	2618	3398	1954	1575	7	557	1145	352	8220	100.2
Opponents	82	-	19705	2996	6656	.450	508	1480	.343	1373	1830	.750	880	2459	3339	1689	1650	16	623	1114	303	7873	96.0







# 2009-2010

PLAYERS L-R JASON TERRY, ERICK DAMPIER, EDUARDO NAJERA, CARON BUTLER, SHAWN MARION, RODRIGUE BEAUBOIS, DIRK NOWITZKI, BRENDAN HAYWOOD, MATT CARROLL, J.J. BAREA, DESHAWN STEVENSON, TIM THOMAS, JASON KIDD

## SEASON NOTEBOOK

Won 55, lost 27 (first, Southwest)...The Mavericks became just the fourth franchise in NBA history to amass 10 consecutive 50-plus win seasons and locked up the second overall seed for the Western Conference Playoffs...the team accomplished all of this despite a blockbuster, 7-player trade that took place over All-Star Weekend and brought Caron Butler, Brendan Haywood and DeShawn Stevenson to Dallas...the city also played host to the 59th NBA All-Star Game, which drew 108,713 fans to Cowboy Stadium in Arlington, the largest crowd to ever watch a basketball game...Dirk Nowitzki and Jason Kidd were both named All-Stars...on Jan. 13, against the Lakers, Nowitzki scored the 20,000th point of his career to become just the 34th player in history to hit that plateau...the Mavericks fell short against the Spurs in the opening round of the postseason, 4-2.

	G	GS	MIN	FG	FGA	PCT	3FG	3FGA	PCT	FT	FTA	PCT	OFF	DEF	TOT	AST	PF	DQ	STL	TO	BLK	PTS	AVG
Nowitzki	81	80	3039	720	1496	.481	51	121	.421	536	586	.915	80	540	620	218	208	1	70	149	79	2027	25.0
Terry	77	12	2540	456	1041	.438	136	373	.365	232	268	.866	19	121	140	292	142	0	94	109	17	1280	16.6
Butler (TOT)	74	74	2784	450	1051	.428	42	145	.290	264	315	.838	104	357	461	156	193	0	116	160	24	1206	16.3
Butler (DAL)	27	27	930	157	357	.440	17	50	.340	79	104	.760	36	109	145	49	67	0	48	47	9	410	15.2
Howard*	31	9	827	137	342	.401	20	75	.267	94	119	.790	26	86	112	44	78	0	23	43	9	388	12.5
Marion	75	75	2385	395	778	.508	3	19	.158	105	139	.755	158	319	477	107	141	1	69	99	61	898	12.0
Kidd	80	80	2881	284	671	.423	176	414	.425	80	99	.808	48	397	445	724	142	0	145	195	35	824	10.3
Haywood (TOT)	77	67	2355	276	491	.562	0	1	.000	152	245	.620	278	437	715	43	209	2	26	99	158	704	9.1
Haywood (DAL)	28	19	741	88	156	.564	0	1	.000	50	87	.575	78	130	208	25	64	1	8	32	57	226	8.1
Gooden*	46	11	1030	157	336	.467	1	6	.167	93	115	.809	123	193	316	26	129	3	26	56	50	408	8.9
Barea	78	18	1546	232	527	.440	56	157	.357	76	90	.844	17	129	146	258	119	1	35	102	6	596	7.6
Thomas*	18	1	285	49	106	.462	16	43	.372	21	24	.875	13	28	41	14	31	1	10	14	2	135	7.5
Beaubois	56	16	700	155	299	.518	45	110	.409	42	52	.808	12	66	78	74	84	1	29	54	12	397	7.1
Dampier	55	47	1280	133	213	.624	1	3	.333	61	101	.604	128	272	400	31	153	0	15	61	77	328	6.0
Humphries*	25	0	315	53	115	.461	0	0	---	25	44	.568	38	57	95	7	43	0	7	13	11	131	5.2
Najera (TOT)	46	5	685	62	146	.425	19	64	.297	14	24	.583	34	81	115	29	94	0	26	25	14	157	3.4
Najera (DAL)	33	3	481	42	93	.452	16	47	.340	8	12	.667	22	55	77	14	61	0	17	13	12	108	3.3
Singleton*	25	0	211	24	64	.375	5	22	.227	6	6	1.000	17	38	55	9	31	0	11	12	7	59	2.4
Stevenson (TOT)	64	18	883	46	163	.282	19	87	.218	25	35	.714	11	80	91	56	74	0	16	30	6	136	2.1
Stevenson (DAL)	24	5	267	17	60	.283	8	25	.320	7	10	.700	4	22	26	12	23	0	5	6	1	49	2.0
Ross*	27	7	301	23	56	.411	3	13	.231	5	8	.625	11	16	27	7	34	0	7	3	4	54	2.0
Carroll	25	0	121	18	50	.360	4	19	.211	6	6	1.000	4	8	12	6	13	0	5	7	0	46	1.8
Mavericks	82	-	19880	3140	6760	.464	558	1498	.372	1526	1870	.816	834	2586	3420	1917	15639	624	1059	449	8364	102.0	
Opponents	82	-	19880	3107	6805	.457	525	1515	.347	1402	1849	.758	922	2592	3514	1659	16527	563	1195	337	8141	99.3	





## 2008-2009

**TOP ROW L-R** DIONNE CALHOUN, MIKE SHEDD, MONTE MATHIS, TOM STERNER, MARIO ELIE, POPEYE JONES, TERRY STOTTS, DARRELL ARMSTRONG, DWANE CASEY, BRAD DAVIS, AL WHITLEY

**MIDDLE ROW L-R** DON KALKSTEIN, GARY BOREN, BRANDON BASS, JERRY STACKHOUSE, DIRK NOWITZKI, ERICK DAMPIER, JAMES SINGLETON, RYAN HOLLINS, DEVEAN GEORGE, JOSH HOWARD, KEITH GRANT, CASEY SMITH, ROBERT HACKETT

**BOTTOM ROW L-R** JASON TERRY, MATT CARROLL, GERALD GREEN, RICK CARLISLE, TERDEMA USSERY, ANTOINE WRIGHT, JASON KIDD, JOSE BAREA

### SEASON NOTEBOOK

Won 50, lost 32 (third, Southwest)...In 2008, Rick Carlisle took over the reins as the ninth head coach of the Dallas Mavericks...Carlisle led the Mavericks to a 50-32 record and their ninth consecutive 50-win season...for the fourth time in his career, Dirk Nowitzki earned All-NBA First Team honors while also being named to his eighth consecutive All-Star Team...Nowitzki led the Mavericks with averages of 25.9 points and 8.4 rebounds...Jason Terry would average 19.4 points off the bench and lay claim to the NBA's Sixth Man of the Year award...Dallas would earn the sixth seed in the Western Conference Playoffs and defeat San Antonio in the opening round, 4-1, before eventually falling 4-1 to the Denver Nuggets in the Conference semifinals.

	G	GS	MIN	FG	FGA	PCT	3FG	3FGA	PCT	FT	FTA	PCT	OFF	DEF	TOT	AST	PF	DQ	STL	TO	BLK	PTS	AVG
Nowitzki	81	81	3050	774	1616	.479	61	170	.359	485	545	.890	88	593	681	197	176	1	61	157	63	2094	25.9
Terry	74	11	2491	541	1168	.463	167	456	.366	198	225	.880	39	138	177	251	141	0	97	119	20	1447	19.6
Howard	52	51	1663	353	783	.451	58	168	.345	172	220	.782	59	204	263	83	135	1	55	89	30	936	18.0
Kidd	81	81	2886	257	618	.416	131	323	.406	86	105	.819	85	415	500	702	168	1	160	185	39	731	9.0
Bass	81	0	1574	252	508	.496	0	6	.000	182	210	.867	129	238	367	43	140	0	27	86	55	686	8.5
Barea	79	15	1600	246	557	.442	55	154	.357	70	93	.753	36	141	177	269	121	1	37	105	5	617	7.8
Wright	65	53	1552	179	431	.415	45	149	.302	71	95	.747	31	105	136	77	172	2	46	54	27	474	7.3
Dampier	80	80	1836	182	280	.650	0	0	---	90	141	.638	216	349	565	77	191	2	24	74	95	454	5.7
Green	38	12	376	79	180	.439	14	46	.304	27	32	.844	14	40	54	15	51	0	10	33	5	199	5.2
Singleton	62	6	884	117	221	.529	13	40	.325	67	78	.859	89	161	250	17	110	1	26	36	28	314	5.1
Stackhouse	10	1	162	16	60	.267	3	19	.158	7	7	1.000	5	12	17	12	6	0	4	9	1	42	4.2
George	43	17	708	54	142	.380	22	76	.289	17	22	.773	25	53	78	15	57	0	23	17	11	147	3.4
Hollins (TOT)	45	3	444	50	94	.532	0	0	---	43	72	.597	46	51	97	7	78	2	7	24	32	143	3.2
Hollins (DAL)	27	2	260	31	59	.525	0	0	---	17	33	.515	27	34	61	3	44	2	4	14	15	79	2.9
Carroll (TOT)	55	10	616	65	171	.380	13	53	.245	21	25	.840	7	62	69	27	67	0	21	33	6	164	3.0
Carroll (DAL)	21	0	141	9	33	.273	1	8	.125	6	6	1.000	2	12	14	3	14	0	3	7	1	25	1.2
Williams	15	0	170	16	56	.286	1	17	.059	9	11	.818	19	27	46	2	19	0	2	5	9	42	2.8
Dip	34	0	452	22	58	.379	0	0	---	12	29	.414	45	73	118	13	55	1	12	11	25	56	1.6
<b>MAVERICKS</b>	<b>82</b>	<b>-</b>	<b>19805</b>	<b>3128</b>	<b>6770</b>	<b>.462</b>	<b>571</b>	<b>1632</b>	<b>.350</b>	<b>1516</b>	<b>1852</b>	<b>.819</b>	<b>909</b>	<b>2595</b>	<b>3504</b>	<b>1779</b>	<b>1600</b>	<b>12</b>	<b>591</b>	<b>1043</b>	<b>429</b>	<b>8343</b>	<b>101.7</b>
<b>OPPONENTS</b>	<b>82</b>	<b>-</b>	<b>19805</b>	<b>3071</b>	<b>6752</b>	<b>.455</b>	<b>517</b>	<b>1379</b>	<b>.375</b>	<b>1522</b>	<b>1907</b>	<b>.798</b>	<b>884</b>	<b>2509</b>	<b>3393</b>	<b>1611</b>	<b>1645</b>	<b>9</b>	<b>589</b>	<b>1064</b>	<b>334</b>	<b>8181</b>	<b>99.8</b>





# 2007-2008

**TOP ROW L-R** ROBERT HACKETT, AL WHITLEY, DIONNE CALHOUN, KEITH GRANT, DONNIE NELSON, PAUL WESTPHAL, BILLY OWENS, POPEYE JONES, MARIO ELIE, JOE PRUNTY, BRAD DAVIS, CASEY SMITH, MIKE ROTH  
**MIDDLE ROW L-R** ANTOINE WRIGHT, DIRK NOWITZKI, MALIK ALLEN, BRANDON BASS, JAMAAL MAGLOIRE, ERICK DAMPIER, JUWAN HOWARD, DEVEAN GEORGE, JOSH HOWARD  
**BOTTOM ROW L-R** TYRONN LUE, JOSE BAREA, JASON TERRY, AVERY JOHNSON, TERDEMA USSERY, JASON KIDD, JERRY STACKHOUSE, EDDIE JONES

## SEASON NOTEBOOK

Won 51, lost 31 (fourth, Southwest)...Donnie Nelson made waves when he pulled off a trade deadline deal that brought Jason Kidd back to the team that drafted him...in the exchange with New Jersey, the Mavs also acquired Malik Allen and Antoine Wright as they gave up Devin Harris, Trenton Hassell, Keith Van Horn, Maurice Ager, DeSagana Diop and two first-round picks...Dirk Nowitzki earned his seventh consecutive All-Star bid and was named All-NBA Second Team after leading the Mavs with averages of 23.6 points and 8.6 rebounds...the Mavericks went 16-13 with Kidd at point guard and secured the seventh seed in the Western Conference...Dallas would eventually fall 4-1 to the second-seeded New Orleans Hornets.

	G	GS	MIN	FG	FGA	PCT	3FG	3FGA	PCT	FT	FTA	PCT	OFF	DEF	TOT	AST	PF	DQ	STL	TO	BLK	PTS	AVG
Nowitzki	77	77	2769	630	1314	.479	79	220	.359	478	544	.879	95	564	659	266	198	0	51	160	71	1817	23.6
Jo. Howard	76	76	2757	567	1247	.455	67	210	.319	312	384	.813	120	412	532	164	202	1	59	114	32	1513	19.9
Terry	82	34	2579	471	1008	.467	136	363	.375	191	223	.857	30	178	208	264	170	1	88	92	18	1269	15.5
Harris	39	39	1184	187	387	.483	25	70	.357	161	196	.821	17	74	91	206	127	0	56	93	2	560	14.4
Kidd (Tot)	80	80	2906	305	793	.385	119	312	.381	135	165	.818	94	506	600	806	165	0	136	266	26	864	10.8
Kidd (Dal)	29	29	1011	104	244	.426	35	76	.461	44	54	.815	36	152	188	276	75	0	62	81	11	287	9.9
Stackhouse	58	13	1412	213	526	.405	60	184	.326	132	148	.892	33	100	133	145	82	0	28	86	10	618	10.7
Bass	79	1	1557	246	493	.499	0	4	.000	162	197	.822	120	227	347	58	150	0	22	82	48	654	8.3
Wright (Tot)	56	10	1231	136	329	.413	32	110	.291	46	67	.687	40	107	147	80	127	1	28	50	21	350	6.3
Wright (Dal)	15	0	176	21	42	.500	5	9	.556	5	9	.556	5	17	22	13	22	0	2	11	4	52	3.5
Dampier	72	64	1755	178	277	.643	0	0	—	84	146	.575	207	332	539	63	226	6	24	80	106	440	6.1
Lue (Tot)	50	3	736	113	253	.447	39	86	.453	25	32	.781	9	45	54	74	66	0	11	27	1	290	5.8
Lue (Dal)	17	0	173	27	57	.474	9	17	.529	1	4	.250	0	13	13	15	28	0	0	5	1	64	3.8
Allen (Tot)	73	16	1096	157	327	.480	1	2	.500	23	25	.920	66	130	196	44	149	1	19	45	31	338	4.6
Allen (Dal)	25	4	333	33	66	.500	0	0	—	11	12	.917	24	44	68	15	60	1	4	13	10	77	3.1
Barea	44	9	460	71	170	.418	21	54	.389	28	35	.800	4	43	47	58	48	0	14	35	1	191	4.3
Jones	47	33	922	66	180	.367	34	116	.293	10	14	.714	18	114	132	69	72	0	26	29	8	176	3.7
George	53	4	821	74	207	.357	22	68	.324	24	34	.706	28	109	137	35	90	1	19	24	13	194	3.7
Diop	52	18	894	67	115	.583	0	0	—	24	40	.600	111	159	270	26	100	1	20	42	63	158	3.0
Hassell	37	6	463	37	80	.463	1	4	.250	1	2	.500	11	33	44	26	55	0	9	14	1	76	2.1
Magloire (Tot)	31	2	286	18	55	.327	0	0	—	20	44	.455	19	70	89	7	50	0	1	30	10	56	1.8
Magloire (Dal)	7	0	27	3	6	.500	0	0	—	6	13	.462	1	7	8	0	8	0	1	7	0	12	1.7
Ager	12	3	77	5	27	.185	0	8	.000	5	6	.833	1	3	4	4	11	0	0	3	1	15	1.3
Ju. Howard	50	0	353	23	64	.359	0	0	—	11	14	.786	21	60	81	17	62	0	5	17	2	57	1.1
Fazekas	4	0	9	2	5	.400	0	0	—	0	0	—	1	2	3	0	0	0	0	0	0	4	1.0
Mavericks	82		19730	3025	6515	.464	494	1403	.352	1690	2075	.814	883	2643	3526	1720	1786	11	490	1037	403	8234	100.4
Opponents	82		19730	2903	6551	.443	408	1168	.349	1648	2168	.760	882	2419	3301	1547	1739	12	536	999	357	7862	95.9





# 2006-2007

**TOP ROW L-R** DIONNE CALHOUN, KEITH GRANT, BERNARD GRIFFITH, SAM VINCENT, POPEYE JONES, DEL HARRIS, JOE PRUNTY, GARY BOREN, DONNIE NELSON, TERDEMA USSERY

**MIDDLE ROW L-R** ROBERT HACKETT, CASEY SMITH, JOSH HOWARD, DIRK NOWITZKI, KEVIN WILLIS, ERICK DAMPIER, DESAGANA DIOP, DJ MBENGA, AUSTIN CROSHERE, POPS MENSAH-BONSU, DEVEAN GEORGE, BRAD DAVIS, AL WHITLEY, MIKE ROTH

**BOTTOM ROW L-R** MAURICE AGER, JASON TERRY, JOSE BAREA, AVERY JOHNSON, 2007 DR PEPPER HONORARY MAVERICK GARRETT WEEMS, DEVIN HARRIS, JERRY STACKHOUSE, GREG BUCKNER

## SEASON NOTEBOOK

Won 67, lost 15 (first, Southwest)...the 2006-07 Mavericks secured their place in history with the franchise's best record ever, earning the first seed in the NBA Playoffs...Dallas faced eighth-seeded Golden State in the first-round of the playoffs and were upset 4-2 in the series...but their regular season accomplishments make them one of the best teams in NBA history...their .817 winning percentage ranked sixth all-time among NBA teams...they were also the sixth-fastest team in league history to reach the 50-win mark (59 games)...Dirk Nowitzki led his team with averages of 24.6 points, 8.9 rebounds and a career-high 3.4 assists, while setting career-bests in FG%, 3FG% and FT%...Nowitzki was rewarded for his efforts as he became the first player in Mavericks history to earn the MVP award...additionally, he was named First Team All-NBA and was the second Maverick (Jason Kidd) to start an All-Star game...Nowitzki was joined by Josh Howard as a Western Conference All-Star...Howard received the nod from NBA commissioner David Stern as a replacement for the Western Conference team...the two were the first pair of Mavericks to be named to the same All-Star team since 2003 (Nowitzki, Steve Nash).

	G	GS	MIN	FG	FGA	PCT	3FG	3FGA	PCT	FT	FTA	PCT	OFF	DEF	TOT	AST	PF	DQ	STL	TO	BLK	PTS	AVG
Nowitzki	78	78	2820	673	1341	.502	72	173	.416	498	551	.904	122	571	693	263	171	0	52	167	62	1916	24.6
Howard	70	69	2455	493	1075	.459	92	239	.385	243	294	.827	130	345	475	127	180	2	82	123	56	1321	18.9
Terry	81	80	2846	514	1063	.484	162	370	.438	160	199	.804	41	190	231	422	170	0	81	152	17	1350	16.7
Stackhouse	67	8	1615	280	654	.428	62	162	.383	182	215	.847	39	106	145	187	78	0	51	117	10	804	12.0
Harris	80	61	2081	292	593	.492	14	50	.280	215	261	.824	45	151	196	296	242	5	96	146	21	813	10.2
Dampier	76	73	1915	209	334	.626	0	0	—	119	191	.623	217	349	566	44	239	3	24	107	82	537	7.1
George	60	17	1283	146	370	.395	53	150	.353	36	48	.750	57	157	213	33	143	2	46	51	23	381	6.4
Buckner	76	11	1372	123	299	.411	32	103	.311	27	34	.794	35	123	158	70	152	0	47	40	7	305	4.0
Johnson	40	0	562	60	146	.411	11	29	.379	21	29	.724	13	35	48	78	68	0	16	31	1	152	3.8
Croshere	61	2	727	78	222	.351	26	91	.286	45	52	.865	33	153	186	44	68	0	14	33	6	227	3.7
Mensah-Bonsu	12	0	71	11	17	.647	0	0	—	7	18	.389	9	12	21	0	8	0	1	9	0	29	2.4
Willis	5	0	43	5	13	.385	0	0	—	2	2	1.000	2	6	8	1	11	0	2	2	1	12	2.4
Barea	33	1	191	28	78	.359	6	21	.286	16	24	.667	7	18	25	24	19	0	1	14	1	78	2.4
Diop	81	9	1480	71	151	.470	0	1	.000	48	86	.558	166	272	438	30	244	2	40	63	113	190	2.3
Ager	32	1	213	22	70	.314	5	15	.333	20	33	.606	1	20	21	7	27	0	4	15	3	69	2.2
Mbenga	21	0	79	5	16	.313	0	0	—	7	8	.875	3	8	11	6	17	0	3	5	5	17	0.8
Mavericks	82	-	19755	3010	6442	.467	535	1404	.381	1646	2045	.805	920	2515	3435	1632	1837	14	560	1140	408	8201	100.0
Opponents	82	-	19755	2790	6241	.447	375	1074	.349	1654	2216	.746	839	2286	3125	1471	1811	13	565	1190	312	7609	92.8







# 2005-2006

**TOP ROW L-R** GREG DREILING, DIONNE CALHOUN, CASEY SMITH, JOE PRUNTY, BERNARD GRIFFITH, DEL HARRIS, BRAD DAVIS, LARRY RILEY, ROBERT HACKETT, AL WHITLEY, GARY BOREN, ROLANDO BLACKMAN

**MIDDLE ROW L-R** JERRY STACKHOUSE, JOSH POWELL, DJ MBENGA, ERICK DAMPIER, PAVEL PODKOLZIN, KEITH VAN HORN, DIRK NOWITZKI, DESAGANA DIOP, JOSH HOWARD

**BOTTOM ROW L-R** MARQUIS DANIELS, ADRIAN GRIFFIN, DARRELL ARMSTRONG, HEAD COACH AVERY JOHNSON, OWNER MARK CUBAN, JASON TERRY, DEVIN HARRIS, RAWLE MARSHALL

## SEASON NOTEBOOK

Won 60, lost 22 (second, Southwest)...the Mavericks entered the playoffs as the fourth seed and after victories over Memphis and San Antonio, respectively, the Mavs faced Phoenix in the Western Conference Finals...Dallas earned the right to play Miami in the NBA Finals with a six-game series win over the Suns...the first-time Western Conference Champs won the first two games of the Finals at home, then lost four straight to Miami to surrender the title...since the NBA adopted the 2-3-2 Finals format in 1985, the Mavs were the 10th team to win the first two games at home...the previous nine teams won the championship, while Dallas became just the third team in Finals history to drop the series after leading 2-0...for his efforts in his first full season as head coach of the Mavs, Avery Johnson was named the NBA's Coach of the Year...meanwhile, Dirk Nowitzki was named All-NBA First Team for the second consecutive season...the Mavs' 60-22 record tied for the best in franchise history...at home, Dallas went 34-7 overall and won 27 of their final 31 home games...along with the Spurs, the Mavs became the only other team to have won 50+ games in each of the previous six seasons.

	G	GS	MIN	FG	FGA	PCT	3FG	3FGA	PCT	FT	FTA	PCT	OFF	DEF	TOT	AST	PF	DQ	STL	TO	BLK	PTS	AVG
Nowitzki	81	81	3089	751	1564	.480	110	271	.406	539	598	.901	115	613	728	226	164	1	58	156	83	2151	26.6
Terry	80	80	2798	516	1099	.470	171	416	.411	168	210	.800	31	127	158	306	196	1	100	135	27	1371	17.1
Howard	59	58	1915	350	743	.471	27	63	.429	196	267	.734	123	248	371	111	167	2	68	79	26	923	15.6
Stackhouse	55	11	1525	242	603	.401	36	130	.277	195	221	.882	32	121	153	160	96	1	37	121	10	715	13.0
Daniels	62	29	1766	246	512	.480	4	19	.211	138	183	.754	81	143	224	172	143	2	67	100	13	634	10.2
Harris	56	4	1275	190	405	.469	5	21	.238	169	236	.716	26	99	125	177	121	2	53	84	16	554	9.9
Van Horn	53	0	1090	164	387	.424	50	136	.368	94	113	.832	54	138	192	37	121	1	31	71	11	472	8.9
Dampier	82	36	1934	171	347	.493	0	0	—	127	215	.591	273	367	640	51	263	3	27	115	106	469	5.7
Griffin	52	45	1245	98	204	.480	0	2	.000	41	53	.774	75	152	227	89	113	1	51	39	9	237	4.6
Christie	7	7	185	9	26	.346	0	1	.000	8	12	.667	2	11	13	14	10	0	9	6	1	26	3.7
Marshall	23	9	241	24	60	.400	1	3	.333	22	29	.759	8	23	31	10	17	0	8	15	7	71	3.1
Podkolzin	1	0	18	0	2	.000	0	0	—	3	6	.500	0	7	7	0	0	0	0	2	1	3	3.0
Powell	37	2	429	37	81	.457	0	0	—	36	45	.800	28	53	81	9	52	0	7	22	4	110	3.0
Diop	81	45	1510	75	154	.487	1	2	.500	39	72	.542	145	229	374	23	253	3	44	36	146	190	2.3
Armstrong	62	2	622	43	128	.336	11	48	.229	33	42	.786	18	63	81	86	71	0	27	58	3	130	2.1
Mbenga	43	1	237	32	60	.533	0	1	.000	10	20	.500	19	37	56	2	47	0	6	16	25	74	1.7
Mavericks	82	-	19880	2948	6375	.462	416	1113	.374	1818	2322	.783	1030	2431	3461	1473	1834	17	593	1112	488	8130	99.1
Opponents	82	-	19880	2801	6319	.443	404	1120	.361	1626	2163	.752	935	2209	3144	1433	1958	13	536	1151	400	7632	93.1





# 2004-2005

**TOP ROW L-R** KELVIN UPSHAW, MARK BRYANT, GARY BOREN, LARRY RILEY, PRESIDENT/CEO TERDEMA USSERY, GREG DREILING, PAUL MOKESKI, HEAD COACH AVERY JOHNSON, DEL HARRIS, ROLANDO BLACKMAN, CHARLIE PARKER, HUBERT DAVIS, DON KALKSTEIN

**MIDDLE ROW L-R** OWNER MARK CUBAN, ERICK DAMPIER, DIRK NOWITZKI, PAVEL PODKOLZIN, SHAWN BRADLEY, KEITH VAN HORN, DJ MBENGA, ALAN HENDERSON, JOSH HOWARD, BRAD DAVIS


**BOTTOM ROW L-R** ASSISTANT ATHLETIC TRAINER DIONNE CALHOUN, HEAD ATHLETIC TRAINER CASEY SMITH, JERRY STACKHOUSE, JASON TERRY, DEVIN HARRIS, MICHAEL FINLEY, DARRELL ARMSTRONG, MARQUIS DANIELS, AL WHITLEY, ROBERT HACKETT. NOT PICTURED: TARIQ ABDUL-WAHAD

## SEASON NOTEBOOK

Won 58, lost 24 (second, Southwest)...the Mavericks were eliminated in the Western Conference Semifinals by Phoenix...in the first-round of the playoffs, Dallas overcame an 0-2 deficit to defeat Houston...the Mavericks won Game 7 over the Rockets by 40 points, the largest margin of victory in any Game 7 in NBA history...on 3/19, Don Nelson resigned and Avery Johnson was named his successor...Johnson finished the season with a 16-2 mark, including nine straight wins to close the season and was named Western Conference Coach of the Month for April...Dallas finished the season with a 29-12 road mark, the best in franchise history...Dirk Nowitzki finished third in MVP voting and became the first Maverick to be named All-NBA First Team...he also became the first player to be named to the first team who did not attend an American high school or university...the Mavericks ranked fourth in the NBA in steals, which is the highest Dallas ever ranked in that category...the Mavericks led the league in defending the 3-pointer...Devin Harris was named Western Conference Rookie of the Month for November.

	G	GS	MIN	FG	FGA	PCT	3FG	3FGA	PCT	FT	FTA	PCT	OFF	DEF	TOT	AST	PF	DQ	STL	TO	BLK	PTS	AVG
Nowitzki	78	78	3020	663	1445	.459	91	228	.399	615	708	.869	96	661	757	240	219	1	97	176	119	2032	26.1
Finley	64	64	2358	387	907	.427	116	285	.407	113	136	.831	45	217	262	169	123	0	48	60	18	1003	15.7
Stackhouse	56	7	1617	274	662	.414	32	120	.267	253	298	.849	38	145	183	127	104	0	53	106	10	833	14.9
Howard	76	76	2446	377	793	.475	34	115	.296	170	232	.733	169	315	484	109	211	3	116	122	49	958	12.6
Terry	80	57	2401	372	743	.501	103	245	.420	146	173	.844	38	150	188	429	177	0	109	147	15	993	12.4
Van Horn (Tot)	62	16	1502	257	564	.456	54	142	.380	128	157	.815	89	205	294	75	170	2	36	81	21	696	11.2
Van Horn (Dal)	29	3	684	129	279	.462	24	64	.375	72	92	.783	34	95	129	34	88	1	15	34	10	354	12.2
Dampier	59	56	1609	202	367	.550	0	3	.000	138	228	.605	183	318	501	51	205	2	15	102	80	542	9.2
Daniels	60	17	1412	220	504	.437	7	35	.200	98	133	.737	87	129	216	128	124	0	83	86	14	545	9.1
Harris	76	19	1173	157	366	.429	44	131	.336	78	103	.757	28	74	102	169	139	0	77	82	19	436	5.7
Armstrong (Tot)	66	16	988	89	277	.321	28	111	.252	58	68	.853	35	80	115	178	92	2	45	67	8	264	4.0
Armstrong (Dal)	52	7	576	36	118	.305	11	41	.268	39	47	.830	19	48	67	113	62	1	30	39	6	122	2.3
Henderson	78	10	1203	116	220	.527	0	2	.000	41	76	.539	164	184	348	2	149	1	29	49	37	273	3.5
Bradley	77	14	885	84	186	.452	0	0	—	43	63	.683	70	144	214	15	153	1	25	33	63	211	2.7
Booth	34	1	262	34	79	.430	0	1	.000	14	16	.875	16	42	58	4	55	0	11	8	16	82	2.4
Dickau	4	0	16	1	8	.125	1	3	.333	2	3	.667	0	1	1	1	1	0	0	1	0	5	1.3
Mbenga	15	1	58	6	14	.429	0	0	—	3	4	.750	3	5	8	0	13	0	0	5	5	15	1.0
Podkolzin	5	0	10	0	0	—	0	0	—	1	2	.500	0	2	2	0	4	0	0	2	0	1	0.2
Mavericks	82	-	19730	3058	6691	.457	463	1273	.364	1826	2314	.789	990	2530	3520	1610	1827	10	708	1102	461	8405	102.5
Opponents	82	-	19730	2941	6712	.438	451	1366	.330	1601	2123	.754	1072	2467	3539	1714	1899	13	584	1278	399	7934	96.8





# 2003-2004

**TOP ROW L-R** PRESIDENT/CEO TERDEMA USSERY, PAUL MOKESKI, ROLANDO BLACKMAN, DEL HARRIS, GM/HEAD COACH DON NELSON, DONN NELSON, LARRY RILEY, CHARLIE PARKER, DON KALKSTEIN, OWNER MARK CUBAN  
**MIDDLE ROW L-R** BRAD DAVIS, DANNY FORTSON, EDUARDO NAJERA, ANTAWN JAMISON, DIRK NOWITZKI, SHAWN BRADLEY, SCOTT WILLIAMS, ANTOINE WALKER, JOSH HOWARD, ROBERT HACKETT  
**BOTTOM ROW L-R** ASSISTANT ATHLETIC TRAINER STEVE SMITH, HEAD ATHLETIC TRAINER ROGER HINDS, MICHAEL FINLEY, TRAVIS BEST, TONY DELK, JON STEFANSSON, STEVE NASH, MARQUIS DANIELS, DWAYNE WILSON, AL WHITLEY. NOT PICTURED: TARIQ ABDUL-WAHAD

## SEASON NOTEBOOK

Won 52, lost 30 (third, Midwest)...the Mavericks were the fifth seed in the Western Conference and lost 4-1 in the first-round of the playoffs to the Sacramento Kings...Dallas finished the regular season with a 36-5 record at home, the best in franchise history...the Mavericks won 10 in a row at American Airlines Center to start the season...with a win on 12/15 vs. Toronto, Head Coach Don Nelson surpassed Pat Riley for second place on the all-time coaching wins list... Dirk Nowitzki earned All-NBA Third Team honors and was selected as an All-Star reserve...Antawn Jamison was named the NBA's Sixth Man of the Year while Marquis Daniels and Josh Howard made the All-Rookie Second Team...on 11/17 vs. Portland, Steve Nash recorded the first triple-double in American Airlines Center history (14 points, 12 assists and 10 rebounds)...Dallas led the league in scoring (105.2 ppg), free throw percentage (79.6%), offensive rebounds (14.4 orgp) and fewest turnovers (12.2 tpg)...on 12/12, Dallas ended a 26-game road losing streak to the Los Angeles Lakers...the last Maverick win against the Lakers in Los Angeles was on 12/12/90.

	G	GS	MIN	FG	FGA	PCT	3FG	3FGA	PCT	FT	FTA	PCT	OFF	DEF	TOT	AST	PF	DQ	STL	TO	BLK	PTS	AVG
Nowitzki	77	77	2915	605	1310	.462	99	290	.341	371	423	.877	90	580	670	207	216	3	92	135	104	1680	21.8
Finley	72	72	2778	514	1159	.443	150	370	.405	164	193	.850	78	247	325	212	118	0	84	83	39	1342	18.6
Jamison	82	2	2376	488	913	.535	16	40	.400	220	294	.748	233	287	520	70	174	2	83	81	30	1212	14.8
Nash	78	78	2612	397	845	.470	104	257	.405	230	251	.916	59	173	232	687	139	0	67	209	8	1128	14.5
Walker	82	82	2840	483	1129	.428	82	305	.269	103	186	.554	198	486	684	369	212	3	65	202	65	1151	14.0
Howard	67	29	1589	229	532	.430	20	66	.303	97	138	.703	149	219	368	97	168	6	69	67	54	575	8.6
Daniels	56	15	1039	203	411	.494	11	36	.306	60	78	.769	66	80	146	116	51	0	53	44	12	477	8.5
Delk	33	11	509	70	184	.380	20	66	.303	37	44	.841	16	43	59	28	46	0	27	17	7	197	6.0
Williams (Tot)	43	21	527	90	186	.484	2	3	.667	16	27	.593	38	94	132	17	95	0	20	16	16	198	4.6
Williams (Dal)	27	11	260	37	85	.435	0	1	.000	7	14	.500	15	45	60	11	50	0	5	10	9	81	3.0
Fortson	56	20	625	71	139	.511	0	0	—	75	92	.815	114	136	250	9	148	0	12	37	11	217	3.9
Bradley	66	5	773	89	188	.473	0	1	.000	41	49	.837	72	101	173	20	130	1	33	17	74	219	3.3
Najera	58	7	720	72	162	.444	2	4	.500	30	46	.652	67	89	156	25	90	1	35	29	19	176	3.0
Best	61	1	762	64	172	.372	3	20	.150	40	46	.850	17	51	68	112	66	0	31	33	4	171	2.8
N'diaye	3	0	7	0	1	.000	0	0	—	0	0	—	0	1	1	0	1	0	0	1	1	0	0.0
Mavericks	82	-	19805	3322	7230	.459	507	1456	.348	1475	1854	.796	1174	2538	3712	1963	1609	16	656	1000	437	8626	105.2
Opponents	82	-	19805	3133	6824	.459	534	1471	.363	1462	1960	.746	1009	2562	3571	1937	1690	11	582	1242	382	8262	100.8





# 2002-2003

**TOP ROW L-R** OWNER MARK CUBAN, GARY BOREN, LARRY RILEY, SIDNEY MONCRIEF, DONN NELSON, PAUL MOKESKI, GM/HEAD COACH DON NELSON, ROLANDO BLACKMAN, DEL HARRIS, DON KALKSTEIN, CHARLIE PARKER, PRESIDENT/CEO TERDEMA USSERY

**MIDDLE ROW L-R** ROBERT HACKETT, ANTOINE RIGAUDEAU, POPEYE JONES, DIRK NOWITZKI, SHAWN BRADLEY, EVAN ESCHMEYER, RAEF LAFRENTZ, WALT WILLIAMS, EDUARDO NAJERA, BRAD DAVIS

**BOTTOM ROW L-R** ASSISTANT ATHLETIC TRAINER STEVE SMITH, HEAD ATHLETIC TRAINER ROGER HINDS, TARIQ ABDUL-WAHAD, RAJA BELL, NICK VAN EXEL, MICHAEL FINLEY, STEVE NASH, AVERY JOHNSON, ADRIAN GRIFFIN, DWAYNE WILSON, AL WHITLEY

## SEASON NOTEBOOK

Won 60, lost 22 (tied for first, Midwest)...Dallas finished with the best regular season record in franchise history and advanced to the Western Conference Finals for only the second time...Dirk Nowitzki was named to the All-NBA Second Team while Steve Nash was an All-NBA Third Team selection...both players were selected to play in the All-Star game in Atlanta...the Mavericks won their first 14 games of the season, falling one win shy of tying the NBA record...Don Nelson was named Western Conference Coach of the Month for November while Nash, Nowitzki and Michael Finley shared Player of the Month honors...Dallas was a league-best 27-14 on the road...the Mavericks led the league in scoring with 103.0 points a game and committed an NBA record-low 11.6 turnovers a game...Dallas recorded a franchise-high 41 regular season home sellouts...Nash set a franchise record for consecutive free throws made with 49...Nowitzki ranked sixth in the NBA in scoring (25.1 ppg) and joined Mark Aguirre as the only Maverick to record 2,000 or more points in a single season...Maverick opponents shot a franchise-low 43.8% from the floor.

	G-S	Min	Avg	Fg-Att	Pct	3Fg-Att	Pct	Ft-Att	Pct	Off	Def	Reb	Avg	Ast	Avg	Pf-D	Stl	To	Blk	Pts	Avg	Hi
Nowitzki	80-80	3117	39.0	690-1489	.463	148-390	.379	483-548	.881	81	710	791	9.9	239	3.0	206-2	111	152	82	2011	25.1	40
Finley	69-69	2642	38.3	507-1193	.425	119-322	.370	198-230	.861	107	295	402	5.8	205	3.0	105-0	76	114	21	1331	19.3	42
Nash	82-82	2711	33.1	518-1114	.465	111-269	.413	308-339	.909	63	171	234	2.9	598	7.3	134-0	85	192	6	1455	17.7	32
VanExel	73-1	2026	27.8	342-831	.412	118-312	.378	110-144	.764	35	173	208	2.8	312	4.3	86-1	42	123	4	912	12.5	35
LaFrentz	69-43	1611	23.3	266-514	.518	47-116	.405	60-88	.682	125	205	330	4.8	54	0.8	264-8	35	46	91	639	9.3	26
Bradley	81-39	1731	21.4	201-375	.536	0-1	.000	141-175	.806	151	325	476	5.9	54	0.7	242-5	65	67	170	543	6.7	16
Najera	48-12	1103	23.0	129-231	.558	0-1	.000	62-91	.681	90	133	223	4.6	47	1.0	129-1	40	23	22	320	6.7	16
Williams	66-1	1161	17.6	134-341	.393	64-171	.374	31-50	.620	53	154	207	3.1	59	0.9	141-0	42	35	26	363	5.5	18
Griffin	74-48	1373	18.6	146-337	.433	6-24	.250	27-32	.844	88	176	264	3.6	105	1.4	157-0	77	47	6	325	4.4	17
Abdul-Wahad	14-0	204	14.6	27-58	.466	0-1	.000	3-6	.500	14	26	40	2.9	21	1.5	26-0	6	7	3	57	4.1	12
Johnson	48-0	430	9.0	63-150	.420	0-2	.000	30-39	.769	10	21	31	0.6	64	1.3	26-0	15	29	1	156	3.3	12
Bell	75-32	1173	15.6	93-211	.441	21-51	.412	23-34	.676	47	98	145	1.9	57	0.8	134-1	52	43	8	230	3.1	13
Jones	26-0	222	8.5	24-62	.387	0-0	—	5-11	.455	29	30	59	2.3	8	0.3	31-0	5	15	1	53	2.0	11
Rigaudeau	11-0	91	8.3	8-35	.229	1-5	.200	0-0	—	4	4	8	0.7	6	0.5	11-0	3	6	0	17	1.5	6
Eschmeyer	17-3	135	7.9	7-19	.368	0-0	—	3-4	.750	10	19	29	1.7	6	0.4	35-1	10	6	7	17	1.0	5
Strickland*	4-0	13	3.3	2-5	.400	0-0	—	0-0	—	5	2	7	1.8	0	0.0	1-0	0	1	0	4	1.0	1
Harrington*	13-0	37	2.8	4-17	.235	1-3	.333	2-2	1.000	0	2	2	0.2	2	0.2	2-0	1	2	1	11	0.8	5
Mavericks	82	19780	—	3161-6982	.453	636-1668	.381	1486-1793	.829	912	2544	3456	42.1	1837	22.4	1730-19	665	949	449	8444	103.0	129
Opponents	82	19780	—	2926-6687	.438	477-1401	.340	1477-2032	.727	1045	2682	3727	45.5	1781	21.7	1746-18	547	1316	322	7806	95.2	126







# 2001-2002

**TOP ROW L-R** OWNER MARK CUBAN, ROLANDO BLACKMAN, SIDNEY MONCRIEF, DONN NELSON, GM/HEAD COACH DON NELSON, DEL HARRIS, CHARLIE PARKER, PAUL MOKESKI, PRESIDENT/CEO TERDEMA USSERY

**MIDDLE ROW L-R** BRIAN ZETTLER, BRETT BRUNGARDT, DWAYNE WILSON, TARIQ ABDUL-WAHAD, DANNY MANNING, DIRK NOWITZKI, SHAWN BRADLEY, WANG ZHIZHI, EVAN ESCHMEYER, RAEF LAFRENTZ, EDUARDO NAJERA, CHAD LEWIS

**BOTTOM ROW L-R** HEAD ATHLETIC TRAINER ROGER HINDS, ADRIAN GRIFFIN, JOHNNY NEWMAN, STEVE NASH, MICHAEL FINLEY, AVERY JOHNSON, GREG BUCKNER, NICK VAN EXEL, ASSISTANT ATHLETIC TRAINER STEVE SMITH

## SEASON NOTEBOOK

Won 57, lost 25 (second, Midwest)...Dallas made its second-straight postseason appearance, sweeping Minnesota 3-0 in the first-round before falling to Sacramento 4-1 in the conference semifinals...Dirk Nowitzki was named to the All-NBA Second Team while Steve Nash was named an All-NBA Third Team selection...both players were also members of the Western Conference All-Star Team, coached by Don Nelson...on 12/29/01, Nelson became just the third coach in NBA history to record 1,000 career wins...the Mavericks had the best road record in the NBA, tallying a then franchise-high 27 road wins...Dallas led the league in scoring (105.2 ppg) while also committing an NBA record-low 12.1 turnovers per game...the Mavs had three players win the Western Conference Player of the Week award: Nash (12/10-12/16/01), Nowitzki (1/21-1/27/02) and Finley (4/8-4/14/02)...Raef LaFrentz became the third player in league history to register 100 3-pointers and 100 blocks in the same season.

	G-S	Min	Avg	Fg-Att	Pct	3Fg-Att	Pct	Ft-Att	Pct	Off	Def	Reb	Avg	Ast	Avg	Pf-D	Stl	To	Blk	Pts	Avg	Hi
Nowitzki	76-76	2891	38.0	600-1258	.477	139-350	.397	440-516	.853	120	635	755	9.9	186	2.4	222-2	83	145	77	1779	23.4	40
Finley	69-69	2754	39.9	569-1228	.463	76-224	.339	210-251	.837	90	270	360	5.2	230	3.3	144-1	65	117	25	1424	20.6	39
Van Exel (Tot)	72-46	2496	34.7	501-1226	.409	119-350	.340	201-251	.801	28	226	254	3.5	478	6.6	104-0	44	156	11	1322	18.4	44
Van Exel (Dal)	27-2	757	28.0	129-314	.411	34-98	.347	65-77	.844	9	76	85	3.1	113	4.2	35-0	14	40	4	357	13.2	27
Nash	82-82	2837	34.6	525-1088	.483	156-343	.455	260-293	.887	50	204	254	3.1	634	7.7	164-0	53	229	4	1466	17.9	39
LaFrentz (Tot)	78-76	2455	31.5	421-920	.458	104-268	.388	105-151	.695	176	403	579	7.4	89	1.1	281-11	55	94	213	1051	13.5	30
LaFrentz (Dal)	27-25	787	29.1	114-261	.437	29-95	.305	35-46	.761	59	141	200	7.4	29	1.1	108-6	24	34	60	292	10.8	30
Johnson (Tot)	68-13	1352	19.9	207-432	.479	0-5	.000	121-163	.742	14	55	69	1.0	286	4.2	86-0	40	76	9	535	7.9	23
Johnson (Dal)	17-0	152	8.9	21-49	.429	0-0	.000	12-17	.706	0	5	5	0.3	28	1.6	17-0	5	9	1	54	3.2	15
Griffin	58-34	1383	23.8	179-359	.499	16-54	.296	41-49	.837	68	161	229	3.9	106	1.8	142-2	75	42	12	415	7.2	23
Najera	62-11	1357	21.9	150-300	.500	0-2	.000	100-148	.676	149	193	342	5.5	38	0.6	156-2	56	40	30	400	6.5	19
Buckner	44-16	885	20.1	104-198	.525	5-16	.313	40-58	.690	67	106	173	3.9	48	1.1	124-1	31	27	19	253	5.8	18
Abdul-Wahad (Tot)	24-12	441	18.4	55-147	.374	1-2	.500	24-33	.727	41	43	84	3.5	24	1.0	56-1	20	27	10	135	5.6	14
Abdul-Wahad (Dal)	4-0	24	6.0	0-2	.000	0-0	.000	0-1	.000	2	4	6	1.5	2	0.5	5-0	2	3	1	0	0.0	0
Wang	55-0	600	10.9	109-248	.440	48-116	.414	42-57	.737	19	92	111	2.0	22	0.4	84-0	11	25	18	308	5.6	18
Newman	47-17	724	15.4	67-148	.453	22-57	.386	42-58	.724	9	40	49	1.0	14	0.3	88-2	29	21	4	198	4.2	17
Bradley	53-16	757	14.3	78-163	.479	0-1	.000	59-64	.922	53	123	176	3.3	20	0.4	128-3	28	25	64	215	4.1	15
Manning	41-10	552	13.5	71-149	.477	1-7	.143	22-33	.667	25	83	108	2.6	30	0.7	80-0	21	25	21	165	4.0	13
Eschmeyer	31-6	299	9.6	21-50	.420	0-0	.000	20-33	.606	35	63	98	3.2	9	0.3	60-1	10	16	9	62	2.0	6
Bell (Tot)	7-0	44	6.3	3-11	.273	0-6	.000	2-2	1.000	2	3	5	0.7	2	0.3	3-0	0	5	0	8	1.1	4
Bell (Dal)	2-0	2	1.0	0-0	.000	0-0	.000	0-0	.000	0	1	1	0.5	0	0.0	0-0	0	0	0	0	0.0	0
Howard*	53-44	1659	31.3	270-585	.462	0-1	.000	144-191	.754	138	252	390	7.4	93	1.8	170-1	28	78	30	684	12.9	36
Hardaway*	54-2	1276	23.6	179-494	.362	95-279	.341	65-78	.833	13	84	97	1.8	201	3.7	84-0	40	73	8	518	9.6	21
Harvey*	18-0	162	9.0	14-26	.538	0-0	.000	10-22	.455	12	34	46	2.6	5	0.3	27-0	4	8	5	38	2.1	12
Martin*	3-0	22	7.3	0-10	.000	0-2	.000	1-2	.500	0	1	1	0.3	3	0.3	4-0	2	1	0	1	0.3	1
Mavericks	82	19880	-	3200-6930	.462	621-1645	.378	1608-1994	.806	918	2568	3486	42.5	1811	22.1	1842-21	581	992	392	8629	105.2	141
Opponents	82	19880	-	3094-6851	.452	452-1293	.350	1640-2184	.751	1065	2600	3665	44.7	1865	22.7	1788-16	589	1155	377	8280	101.0	140





# 2000-2001

**TOP ROW L-R** GREG DREILING, MORLON WILEY, BRIAN ZETTLER, CHARLIE PARKER, PRESIDENT/CEO TERDEMA USSERY, GENERAL MANAGER/HEAD COACH DON NELSON, DEL HARRIS, OBINNA EKEZIE, JUWAN HOWARD, DIRK NOWITZKI, SHAWN BRADLEY, WANG ZHIZHI, CALVIN BOOTH, MARK BRYANT, ROLANDO BLACKMAN, KIKI VANDEWEGHE, DONN NELSON, OWNER MARK CUBAN, SIDNEY MONCRIEF, BRETT BRUNGARDT, BRAD DAVIS


**BOTTOM ROW L-R** TRAINER ROGER HINDS, ASSISTANT TRAINER STEVE SMITH, EDUARDO NAJERA, GARY TRENT, VERNON MAXWELL, MICHAEL FINLEY, STEVE NASH, GREG BUCKNER, HOWARD EISLEY, DONNELL HARVEY, CHAD LEWIS, DWAYNE WILSON

## SEASON NOTEBOOK

Won 53, lost 29 (second, Midwest)...Dirk Nowitzki became only the second player in league history to have more than 100 3-pointers (151) made and 100 blocks (101) in a season (Robert Horry, 1995-1996)...the Mavericks ended the longest playoff drought in the NBA by making their first postseason appearance in 11 years...after becoming just the sixth team in playoff history to erase a 0-2 deficit and win a five-game series over the Jazz, Dallas fell in the conference semifinals 4-1 to San Antonio...the Mavericks posted the second-best improvement in the win column in the NBA (+13), behind only the Clippers (+16)...the Mavericks finished the regular season as the only team in the league to finish in the top five in all of the following categories: points per game (100.5, 4th), field goal percentage (45.9%, 5th), free throw percentage (79.4%, 2nd) and 3-point field goal percentage (38.1%, 4th)...it was the first 50-win season in 13 years...the team recorded 25 road wins and its first-ever winning road record.

	G-S	Min	Avg	Fg-Att	Pct	3Fg-Att	Pct	Ft-Att	Pct	Off	Def	Reb	Avg	Ast	Avg	Pf-D	Stl	To	Blk	Pts	Avg	Hi
Nowitzki	82-82	3125	38.1	591-1247	.474	151-390	.387	451-538	.838	119	635	754	9.2	173	2.1	245-1	79	156	101	1784	21.8	38
Finley	82-82	3443	42.0	711-1552	.458	91-263	.346	252-325	.775	109	316	425	5.2	360	4.4	174-2	118	190	32	1765	21.5	38
Howard (Tot)	81-81	2974	36.7	583-1218	.479	0-3	.000	296-383	.773	171	401	572	7.1	224	2.8	292-2	75	242	37	1462	18.0	35
Howard (Dal)	27-27	993	36.8	191-391	.488	0-3	.000	99-127	.780	50	143	193	7.1	70	2.6	106-1	29	73	16	481	17.8	32
Nash	70-70	2387	34.1	386-792	.487	89-219	.406	231-258	.895	46	177	223	3.2	509	7.3	158-0	72	205	5	1092	15.6	31
Eisley	82-40	2426	29.6	265-675	.393	107-269	.398	104-126	.825	23	174	197	2.4	295	3.6	218-3	99	102	12	741	9.0	27
Bradley	82-35	2001	24.4	219-447	.490	1-6	.167	140-178	.787	160	448	608	7.4	38	0.5	256-6	36	88	228	579	7.1	22
Buckner	37-9	820	22.2	84-192	.438	2-7	.286	59-81	.728	60	97	157	4.2	49	1.3	118-2	33	27	9	229	6.2	15
Booth (Tot)	55-29	933	17.0	120-252	.476	0-0	.000	53-78	.679	77	169	246	4.5	42	0.8	146-1	29	53	111	293	5.3	18
Booth (Dal)	15-7	293	19.5	46-84	.548	0-0	.000	20-33	.606	24	48	72	4.8	19	1.3	55-0	12	17	30	112	7.5	12
Wang	5-0	38	7.6	8-19	.421	0-2	.000	8-10	.800	1	6	7	1.4	0	0.0	8-0	0	1	0	24	4.8	13
Maxwell (Tot)	43-6	660	15.3	73-223	.327	34-111	.306	21-32	.656	4	62	66	1.5	49	1.1	64-0	21	35	3	201	4.7	15
Maxwell (Dal)	19-0	285	15.0	31-98	.316	13-47	.277	6-10	.600	1	28	29	1.5	20	1.1	31-0	9	17	3	81	4.3	11
Trent	33-4	319	9.7	57-130	.438	0-1	.000	19-36	.528	39	53	92	2.8	10	0.3	52-0	13	22	8	133	4.0	10
Najera	40-4	431	10.8	58-111	.523	1-3	.333	14-33	.424	41	54	95	2.4	27	0.7	48-0	13	17	8	131	3.3	10
Ekezie (Tot)	33-0	281	8.5	32-81	.395	0-0	.000	37-53	.698	31	47	78	2.4	9	0.3	48-0	5	14	5	101	3.1	13
Ekezie (Dal)	4-0	8	2.0	0-4	.000	0-0	.000	0-0	.000	0	2	2	0.5	0	0.0	0-0	0	0	0	0	0.0	0
Harvey	18-0	65	3.6	8-14	.571	0-0	.000	6-16	.375	6	14	20	1.1	2	0.1	15-0	3	7	1	22	1.2	5
Bryant	18-1	101	5.6	8-20	.400	0-0	.000	3-5	.600	4	17	21	1.2	3	0.2	29-1	1	5	2	19	1.1	6
Loewner*	53-35	930	17.5	165-323	.511	1-3	.333	67-82	.817	75	137	212	4.0	67	1.3	159-1	40	70	27	398	7.5	17
Davis*	51-7	1261	24.7	139-314	.443	58-133	.436	35-41	.854	18	91	109	2.1	61	1.2	92-0	29	56	1	371	7.3	32
Alexander*	38-6	472	12.4	62-178	.348	3-10	.300	33-45	.733	20	43	63	1.7	21	0.6	76-1	16	21	3	160	4.2	20
Vaught*	37-1	392	10.6	55-121	.455	0-0	.000	4-6	.667	35	88	123	3.3	16	0.4	61-0	15	18	5	114	3.1	10
Curley*	5-0	15	3.0	1-4	.250	0-1	.000	1-4	.250	0	0	0	0.0	0	0.0	4-0	1	2	1	3	0.6	2
Mavericks	82	19805	-	3085-6716	.459	517-1357	.381	1552-1954	.794	831	2571	3402	41.5	1740	21.2	1907-18	618	1141	492	8239	100.5	122
Opponents	82	19805	-	2938-6693	.439	381-1140	.334	1631-2231	.731	1068	2623	3691	45.0	1778	21.7	1848-21	622	1273	379	7888	96.2	119





# 1999-2000

**TOP ROW L-R** BRIAN ZETTLER, ASSISTANT COACH CHARLIE PARKER, PRESIDENT & CEO TERDEMA USSERY, KIKI VANDEWEGHE, HEAD COACH/GENERAL MANAGER DON NELSON, OWNER MARK CUBAN, CEDRIC CEBALLOS, SEAN ROOKS, SHAWN BRADLEY, BRUNO SUNDQVIST, DIRK NOWITZKI, GARY TRENT, SCOTT ROTH, GAR HEARD, DONN NELSON, OWNER ROSS PEROT, JR.

**BOTTOM ROW L-R** ATHLETIC TRAINER ROGER HINDS, STEVE SMITH, HUBERT DAVIS, ERICK STRICKLAND, ROBERT PACK, MICHAEL FINLEY, DAMON JONES, GREG BUCKNER, STEVE NASH, CHAD LEWIS, DWAYNE WILSON

## SEASON NOTEBOOK

Won 40, lost 42 (fourth, Midwest)...Mark Cuban purchased the Mavericks on Jan. 4, 2000...from that point on, the team went 31-19...the Mavericks posted back-to-back home winning records for the first time since 1988-89 and 1989-90...Dallas went 22-19 at home and 15-10 in 1998-99...Dallas had a 28-24 record against the West, which was the best record in 10 years...the Mavericks finished 9-1 in April, which at the time, was the best month ever in franchise history (winning percentage-wise)...Dallas went 16-5 in the last 21 games, which tied for the best finish in franchise history (in 1986-87 the team was also 16-5)...the Mavericks went 25-16 in the second half of the season, which was the best second-half record since 1989-90 when the team was 26-15...Michael Finley was one of only four players in the league who averaged more than 20 points, 5 rebounds and 5 assists (Kevin Garnett, Grant Hill and Gary Payton were the other three)...Finley led the NBA in minutes played at 42.2 a game...the Mavericks defeated every Western Conference opponent at least once for the first time since 1987-88.

	G-S	Min	Avg	Fg-Att	Pct	3Fg-Att	Pct	Fr-Att	Pct	Off	Def	Reb	Avg	Ast	Avg	Pf-D	Stl	To	Blk	Pts	Avg	Hi
Finley	82-82	3464	42.2	748-1636	.457	99-247	.401	260-317	.820	122	396	518	6.3	438	5.3	171-1	109	196	32	1855	22.6	38
Nowitzki	82-81	2938	35.8	515-1118	.461	116-306	.379	289-348	.830	102	430	532	6.5	203	2.5	256-4	63	141	68	1435	17.5	32
Ceballos	69-25	2064	29.9	447-1002	.446	44-134	.328	209-248	.843	172	290	462	6.7	90	1.3	165-3	56	125	24	1148	16.6	39
Trent	11-11	301	27.4	70-142	.493	0-2	.000	11-21	.524	20	32	52	4.7	22	2.0	28-0	8	25	3	151	13.7	22
Strickland	68-67	2025	29.8	316-730	.433	73-186	.392	162-195	.831	69	254	323	4.8	211	3.1	190-3	105	102	13	867	12.8	36
Pack	29-22	665	22.9	96-230	.417	4-11	.364	63-78	.808	7	35	42	1.4	168	5.8	44-0	31	76	3	259	8.9	27
Nash	56-27	1532	27.4	173-363	.477	60-149	.403	75-85	.882	34	87	121	2.2	272	4.9	122-1	37	102	3	481	8.6	24
Bradley	77-54	1901	24.7	266-555	.479	1-5	.200	114-149	.765	160	337	497	6.5	60	0.8	260-7	71	74	190	647	8.4	26
Davis	79-15	1817	23.0	217-464	.468	82-167	.491	67-77	.870	17	117	134	1.7	141	1.8	109-0	24	70	3	583	7.4	27
Buckner	48-1	923	19.2	111-233	.476	10-26	.385	43-63	.683	56	118	174	3.6	55	1.1	148-1	38	36	20	27	5.7	25
Rooks	71-13	1001	14.1	122-283	.431	0-0	.000	65-89	.730	82	166	248	3.5	68	1.0	169-0	29	70	52	309	4.4	13
Jones (Tot)	55-1	612	11.1	80-208	.385	41-114	.360	32-48	.667	12	43	55	1.0	96	1.7	34-0	18	40	1	233	4.2	18
Jones (Dal)	42-0	416	9.9	55-154	.357	30-91	.330	25-39	.641	12	27	39	0.9	57	1.4	21-0	12	25	1	165	3.9	18
Sundqvist	14-0	61	4.4	12-31	.387	0-0	.000	2-2	1.000	5	7	12	0.9	2	0.1	16-0	2	4	2	26	1.9	4
Hughes*	21-0	224	10.7	35-72	.486	0-1	.000	12-26	.462	24	25	49	2.3	9	0.4	30-0	3	14	1	82	3.9	13
Rodman*	12-12	389	32.4	122-31	.387	0-1	.000	10-14	.714	48	123	171	14.3	14	1.2	41-2	2	19	1	34	2.8	6
Jackson*	1-0	1	1.0	0-0	.000	0-0	.000	0-0	.000	0	0	0	0.0	0	0.0	0-0	0	0	0	0	0.0	0
Rhodes*	1-0	8	8.0	0-3	.000	0-0	.000	0-0	.000	1	0	1	1.0	0	0.0	0-0	2	2	0	0	0.0	0
Mavericks	82	19730	-	3195-7047	.453	519-1326	.391	1407-1751	.804	931	2444	3375	41.2	1810	22.1	1770-22	592	1124	416	8316	101.4	125
Opponents	82	19730	-	3225-7053	.457	429-1244	.345	1484-2005	.740	1251	2719	3970	48.4	1901	23.2	1814-12	604	1318	416	8363	102.0	130





# 1998-1999

**TOP ROW L-R** PRESIDENT/CEO TERDEMA USSERY, ASSISTANT COACH CHARLIE PARKER, GENERAL MANAGER/HEAD COACH DON NELSON, A.C. GREEN, CHRIS ANSTEY, HOT ROD WILLIAMS, SHAWN BRADLEY, DIRK NOWITZKI, BRUNO SUNDÖV, ANSU SESAY, ASSISTANT COACH DONN NELSON, ASSISTANT COACH SCOTT ROTH

**BOTTOM ROW L-R** HEAD ATHLETIC TRAINER ROGER HINDS, ASSISTANT ATHLETIC TRAINER STEVE SMITH, ERICK STRICKLAND, HUBERT DAVIS, STEVE NASH, MICHAEL FINLEY, CEDRIC CEBALLOS, ROBERT PACK, SAMAKI WALKER, GARY TRENT, STRENGTH AND CONDITIONING COACH CHAD LEWIS


## SEASON NOTEBOOK

Won 19, lost 31 (fifth, Midwest)...Dallas' .381 winning percentage extended over 82 games would have equated to 31 wins...the winning percentage was the highest since a 36-56 (.439) record in 1994-95...the Mavericks finished with a 15-10 record at Reunion Arena, their best home mark since going 30-11 in 1989-90...For the second year in a row, Michael Finley led the Mavericks in scoring (20.2) and minutes (41.0)...Hubert Davis finished the season ranked third in the NBA in three-point shooting percentage (.451)...Finley ranked third in the NBA in minutes...Shawn Bradley finished the season with 159 blocks...he was second in the NBA (behind Alonzo Mourning) with 3.24 blocks per game...Dallas missed 144 player games due to injury/illness...the Mavericks finished April 8-7, their first winning month since going 10-6 in March of 1995...rookie Dirk Nowitzki capped off his season with 8 double-doubles in his last 12 games.

	G-S	Min	Avg	Fg-Att	Pct	3Fg-Att	Pct	Ft-Att	Pct	Off	Def	Reb	Avg	Ast	Avg	Pf-D	Stl	To	Blk	Pts	Avg	Hi
Finley	50-50	2051	41.0	389-876	.444	45-136	.331	186-226	.823	69	194	263	5.3	218	4.4	96-1	66	107	15	1009	20.2	36
Trent	45-23	1362	30.3	287-602	.477	0-5	.000	145-235	.617	127	224	351	7.8	77	1.7	122-1	29	66	23	719	16.0	33
Ceballos	13-33	52	27.1	59-140	.421	11-28	.393	34-49	.694	23	62	85	6.5	12	0.9	23-1	7	28	5	163	12.5	26
Davis	50-21	1378	27.6	174-397	.438	65-144	.451	44-50	.880	3	83	86	1.7	89	1.8	76-0	21	57	3	457	9.1	21
Pack	25-04	68	18.7	75-174	.431	0-4	.000	72-88	.818	9	27	36	1.4	81	3.2	41-0	20	49	1	222	8.9	31
Bradley	49-33	1294	26.4	167-348	.480	0-4	.000	86-115	.748	130	262	392	8.0	40	0.8	153-2	35	56	159	420	8.6	20
Nowitzki	47-24	958	20.4	136-336	.405	14-68	.206	99-128	.773	41	121	162	3.4	47	1.0	105-5	29	73	27	385	8.2	29
Nash	40-40	1269	31.7	114-314	.363	49-131	.374	38-46	.826	32	82	114	2.9	219	5.5	98-2	37	83	2	315	7.9	22
Strickland	33-25	67	17.2	89-221	.403	18-59	.305	53-65	.815	12	71	83	2.5	64	1.9	44-0	40	36	2	249	7.5	20
Walker	39-25	68	14.6	88-190	.463	0-1	.000	53-98	.541	46	97	143	3.7	6	0.2	87-3	9	37	16	229	5.9	16
Green	50-35	924	18.5	108-256	.422	0-8	.000	30-52	.577	82	146	228	4.6	25	0.5	69-0	28	19	8	246	4.9	19
Anstey	41-44	70	11.5	50-139	.360	0-7	.000	34-48	.708	35	62	97	2.4	27	0.7	98-1	18	26	13	134	3.3	12
Sundöv	3-0	11	3.7	2-7	.286	0-0	—	0-0	—	0	0	0	0.0	1	0.3	4-0	0	1	0	4	1.3	4
Williams	25-11	403	16.1	11-33	.333	0-0	—	7-10	.700	36	47	83	3.3	15	0.6	49-0	13	13	18	29	1.2	6
Mavericks	50	12075	-	1749-4033	.434	202-595	.339	881-1210	.728	645	1478	2123	42.5	921	18.4	1065-16	352	692	292	4581	91.6	112
Opponents	50	12075	-	1815-4037	.450	216-686	.315	855-1193	.717	660	1519	2179	43.6	1073	21.5	1042-4	361	699	244	4701	94.0	115







## 1997-1998

**TOP ROW L-R** ASSISTANT COACH CHARLIE PARKER, GENERAL MANAGER/HEAD COACH DON NELSON, MARTIN MÜÜRSEPP, ACE CUSTIS, CHRIS ANSTEY, ERIC RILEY, SHAWN BRADLEY, A.C. GREEN, SAMAKI WALKER, KURT THOMAS, BUBBA WELLS, ASSISTANT COACH DONN NELSON

**BOTTOM ROW L-R** ASSISTANT ATHLETIC TRAINER STEVE SMITH, KHALID REEVES, ROBERT PACK, HUBERT DAVIS, MICHAEL FINLEY, CEDRIC CEBALLOS, ERICK STRICKLAND, SHAWN RESPERT, ASSISTANT STRENGTH COORDINATOR & EQUIPMENT MANAGER CHAD LEWIS, ATHLETIC TRAINER ROGER HINDS. NOT PICTURED: ASSISTANT COACH SCOTT ROTH

### SEASON NOTEBOOK

Won 20, lost 62 (fifth, Midwest)...Dallas was 4-4 in overtime games and only Milwaukee (5-4) and Minnesota (5-4) played in more overtime games in 1997-98...the Mavericks were 10-6 when scoring 100-plus points, and 4-2 when shooting better than .500 from the field...the Mavericks finished 8-8 in the month of March, having been 11-46 prior to March...that was the Mavericks' first .500 month since March of 1995...1997-98 marked the first time in club history that three different Mavericks ranked in the top five among league leaders in three different categories (Finley – 1st in minutes, Bradley – 3rd in blocks, Davis – 4th in 3-point percentage)...Michael Finley was the only Maverick to start every game...14 different Mavericks started at least one game and 18 different players saw action for Dallas...the Mavericks missed a club-record 363 player-games due to injury/illness (was 246 in 1992-93).

	G-S	Min	Avg	Fg-AH	Pct	3Fg-AH	Pct	Ft-AH	Pct	Off	Def	Reb	Avg	Ast	Avg	Pf-D	Sh	To	Blk	Pts	Avg	Hi
Finley	82-82	3394	41.4	675-1505	.449	87-244	.357	326-416	.784	149	289	438	5.3	405	4.9	163-0	132	219	30	1763	21.5	39
Bradley	64-46	1822	28.5	300-711	.422	1-3	.333	130-180	.722	164	354	518	8.1	60	0.9	214-9	51	96	214	731	11.4	26
Ceballos (Tot)	47-25	990	21.1	204-415	.492	21-70	.300	107-145	.738	75	146	221	4.7	60	1.3	88-0	33	72	16	536	11.4	25
Ceballos (Dal)	12-9	364	30.3	75-157	.478	6-20	.300	47-61	.770	24	48	72	6.0	25	2.1	29-0	11	33	8	203	16.9	25
Davis	81-30	2378	29.4	350-767	.456	101-230	.439	97-116	.836	34	135	169	2.1	157	1.9	117-0	43	88	5	898	11.1	25
Walker	41-19	1027	25.0	156-321	.486	0-1	.000	53-97	.546	96	206	302	7.4	24	0.6	127-2	30	61	40	365	8.9	26
Reeves	82-54	1950	23.8	248-593	.418	56-152	.368	165-213	.775	54	131	185	2.3	230	2.8	195-3	80	130	10	717	8.7	28
Pack	12-10	292	24.3	33-98	.337	3-6	.500	25-36	.694	8	26	34	2.8	42	3.5	17-0	20	38	1	94	7.8	23
Strickland	67-19	1505	22.5	199-558	.357	48-163	.294	65-84	.774	35	126	161	2.4	167	2.5	140-1	56	106	8	511	7.6	30
Thomas	5-0	73	14.6	17-45	.378	0-0	—	3-3	1.000	8	16	24	4.8	3	0.6	19-1	1	10	0	37	7.4	13
Green	82-68	2649	32.3	242-534	.453	-4	.000	116-162	.716	219	449	668	8.1	123	1.5	157-0	78	68	27	600	7.3	25
Respert (Tot)	57-4	911	16.0	130-293	.444	31-93	.333	48-61	.787	37	63	100	1.8	6	1.1	75-0	34	48	1	339	5.9	20
Respert (Dal)	10-0	215	21.5	36-84	.429	6-26	.231	4-7	.571	7	20	27	2.7	17	1.7	17-0	5	15	0	82	8.2	14
Anstey	41-8	680	16.6	92-231	.398	3-16	.188	53-74	.716	53	104	157	3.8	35	0.9	95-1	31	41	27	240	5.9	26
Müürsepp	41-7	603	14.7	83-191	.435	16-38	.421	51-67	.761	46	68	114	2.8	30	0.7	96-1	29	29	14	233	5.7	24
Riley	39-14	544	13.9	56-135	.415	0-1	.000	27-36	.750	43	90	133	3.4	22	0.6	80-0	15	37	46	139	3.6	16
Wells	39-2	395	10.1	48-116	.414	1-6	.167	31-43	.721	22	46	68	1.7	34	0.9	40-1	15	31	4	128	3.3	21
Scott*	52-42	1797	34.6	258-666	.387	94-273	.344	97-118	.822	39	158	197	3.8	129	2.5	121-1	43	92	32	707	13.6	33
Ollie*	16-0	214	13.4	14-42	.333	0-0	—	18-25	.720	6	15	21	1.3	32	2.0	16-0	6	16	0	46	2.9	11
Caldwell*	1-0	3	3.0	0-0	—	0-0	—	0-0	—	0	0	0	0.0	0	0.0	0-0	0	0	0	0	0.0	0
Mavericks	82	19905	-	2882-6754	.427	422-1183	.357	1308-1738	.753	1007	2281	3288	40.1	1535	18.7	1643-20	646	1182	466	7494	91.4	119
Opponents	82	19905	-	3138-6819	.460	386-1130	.342	1333-1868	.714	1223	2644	3867	47.2	1882	23.0	1608-6	658	1240	374	7995	97.5	124









# 1995-1996

**TOP ROW L-R** HEAD COACH DICK MOTTA, ASSISTANT COACH BRAD DAVIS, ASSISTANT COACH KIP MOTTA, CHEROKEE PARKS, LOREN MEYER, POPEYE JONES, LORENZO WILLIAMS, TERRY DAVIS, DAVID WOOD, DIRECTOR OF PLAYER PERSONNEL KEITH GRANT, PRESIDENT & GENERAL MANAGER NORM SONJU


**BOTTOM ROW L-R** EQUIPMENT MANAGER KERRY LEATH, ASSISTANT EQUIPMENT MANAGER BEN CARTER, LUCIOUS HARRIS, JIM JACKSON, JASON KIDD, JAMAL MASHBURN, GEORGE MCCLLOUD, SCOTT BROOKS, TRAINER DOUG ATKINSON. NOT PICTURED: TONY DUMAS. DID NOT FINISH THE SEASON IN DALLAS: REGGIE SLATER, DONALD HODGE

## SEASON NOTEBOOK

Won 26, lost 56 (fifth, Midwest)...the Mavericks were 735-of-2039 (.360) from behind the 3-point stripe, shattering the NBA records for 3-point field goals made and attempted in a season...Dick Motta registered his 900th NBA victory on Dec. 28 when the Mavericks beat the Grizzlies 103-101 on a Tony Dumas buzzer-beater in double-overtime...Jason Kidd became the first Mavericks player to start an All-Star Game when he was elected as a starter by the fans for the Feb. 11 game in San Antonio's Alamodome...overall, the Mavericks lost 212 player games due to injury/illness...leading scorer Jamal Mashburn missed the final 64 games of the season with a knee injury...on 12/6/96, the NBA announced that Roy Tarpley had violated the terms of his after-care agreement and was disqualified from the league.

	G-S	Min	Avg	Fg-Att	Pct	3Fg-Att	Pct	Ft-Att	Pct	Off	Def	Reb	Avg	Ast	Avg	PF-D	Stl	To	Blk	Pts	Avg	Hi
Mashburn	18-18	669	37.2	145-383	.379	35-102	.343	97-133	.729	37	60	97	5.4	50	2.8	39-0	14	55	3	422	23.4	37
Jackson	82-82	2820	34.4	569-1308	.435	121-333	.363	345-418	.825	173	237	410	5.0	235	2.9	165-0	47	191	22	1604	19.6	38
Mccloud	79-63	2846	36.0	530-1281	.414	257-678	.379	180-224	.804	116	263	379	4.8	212	2.7	212-1	113	166	38	1497	18.9	37
Kidd	81-81	3034	37.5	493-1293	.381	133-396	.336	229-331	.692	203	350	553	6.8	783	9.7	155-0	175	328	26	1348	16.6	37
Dumas	67-12	1284	19.2	274-655	.418	74-207	.357	154-257	.599	58	57	115	1.7	99	1.5	128-0	42	77	13	776	11.6	39
Jones	68-68	2322	34.1	327-733	.446	14-39	.359	102-133	.767	206	477	737	10.8	132	1.9	262-8	54	109	27	770	11.3	24
Harris	61-1	1016	16.7	183-397	.461	47-125	.376	68-87	.782	41	81	122	2.0	79	1.3	56-0	35	46	3	481	7.9	19
Brooks	69-0	716	10.4	134-293	.457	25-62	.403	59-69	.855	11	30	4	0.6	100	1.4	53-0	42	43	3	352	5.1	18
Meyer	72-21	1266	17.6	145-330	.439	3-11	.273	70-102	.686	114	205	319	4.4	57	0.8	224-6	20	67	32	363	5.0	14
Davis	28-0	501	17.9	55-108	.509	0-0	—	27-47	.574	43	74	117	4.2	21	0.8	66-2	10	25	4	137	4.9	15
Parks	64-3	869	13.6	101-247	.409	7-26	.269	41-62	.661	66	150	216	3.4	29	0.5	100-0	25	31	32	250	3.9	25
Wood (Tot)	62-0	772	12.5	75-174	.431	20-62	.323	38-50	.760	51	103	154	2.5	34	0.5	150-5	19	24	10	208	3.4	19
Wood (Dal)	37-0	642	17.4	67-154	.435	19-59	.322	29-40	.725	42	91	133	3.6	27	0.7	118-5	16	19	9	182	4.9	19
Williams	65-61	1806	27.8	87-214	.407	0-1	.000	24-70	.343	234	287	521	8.0	85	1.3	226-9	48	78	122	198	3.0	10
Slater (Tot)*	11-0	72	6.5	14-27	.519	0-0	—	3-7	.429	4	11	15	1.4	2	0.2	11-0	2	9	3	3	2.8	11
Slater (Dal)*	3-0	26	8.7	5-11	.455	0-0	—	1-2	.500	1	4	5	1.7	0	0.0	6-0	0	3	0	11	3.7	11
Hodge*	13-0	113	8.7	9-24	.375	0-0	—	0-0	—	9	13	22	1.7	4	0.3	26-0	1	2	8	18	1.4	8
Mavericks	82	19930	-	3124-7431	.420	735-2039	.360	1426-1975	.722	1408	2379	3787	46.2	1913	23.3	1836-31	642	1270	342	8409	102.5	140
Oponents	82	19930	-	3403-6921	.492	470-1193	.394	1535-2097	.732	1087	2726	3813	46.5	1978	24.1	1841-15	702	1348	531	8811	107.5	13





# 1994-1995

**TOP ROW L-R** HEAD COACH DICK MOTTA, ASSISTANT COACH BRAD DAVIS, ASSISTANT COACH KIP MOTTA, POPEYE JONES, DONALD HODGE, ROY TARPLEY, TERRY DAVIS, DOUG SMITH, LORENZO WILLIAMS, DIRECTOR OF PLAYER PERSONNEL KEITH GRANT, CHIEF OPERATING OFFICER/GENERAL MANAGER NORM SONJU

**BOTTOM ROW L-R** EQUIPMENT MANAGER KERRY LEATH, TONY DUMAS, LUCIOUS HARRIS, SCOTT BROOKS, JIM JACKSON, JASON KIDD, JAMAL MASHBURN, GEORGE MCCLLOUD, TRAINER DOUG ATKINSON. DID NOT FINISH THE SEASON IN DALLAS: MORLON WILEY


## SEASON NOTEBOOK

Won 36, lost 46 (fifth, Midwest)...the Mavericks finished their 15th NBA season with a 23-game improvement over 1993-94 (when Dallas went 13-69)...the 23-game improvement tied for the sixth-biggest turnaround in NBA history... the Mavericks won 12 more games than they did the previous two seasons combined...Jackson (25.7 ppg, fifth in the NBA prior to his injury) and Jamal Mashburn (24.1 ppg, fifth in the NBA) combined to average 49.8 ppg, the second-highest scoring tandem in the NBA behind Orlando's Shaquille O'Neal and Anfernee Hardaway, who averaged 50.2 ppg...Mashburn (at Chicago on 11/12/94) and Jackson (at Denver on 11/26/94) each scored a club-record 50 points, marking just the sixth time in NBA history for teammates to each score 50-plus points in a game in the same season... Jason Kidd was voted the winner of the Schick NBA Rookie of the Year Award, tying with Grant Hill...Kidd also led the NBA in triple-doubles.

	G-5	Min	Avg	Fg-Att	Pct	3Fg-Att	Pct	Ft-Att	Pct	Off	Def	Reb	Avg	Ast	Avg	Pf-D	Stl	To	Blk	Pts	Avg	Hi
Jackson	51-51	1982	38.9	484-1026	.472	35-110	.318	306-380	.805	120	140	260	5.1	191	3.7	92-0	28	160	12	1309	25.7	50
Mashburn	80-80	2980	37.3	683-1566	.436	113-344	.328	447-605	.739	116	215	331	4.1	298	3.7	190-0	82	235	8	1926	24.1	50
Tarpley	55-1	1354	24.6	292-610	.479	5-18	.278	102-122	.836	142	307	449	8.2	58	1.1	155-2	45	109	55	691	12.6	26
Kidd	79-79	2668	33.8	330-857	.385	70-257	.272	192-275	.698	152	278	430	5.4	607	7.7	146-0	151	250	24	922	11.7	38
Jones	80-80	2385	29.8	372-839	.443	1-12	.083	80-124	.645	329	515	844	10.6	163	2.0	267-5	35	124	27	825	10.3	25
Mccloud	42-3	802	19.1	144-328	.439	34-89	.382	80-96	.833	82	65	147	3.5	53	1.3	71-0	23	40	9	402	9.6	25
Harris	79-31	1695	21.5	280-610	.459	55-142	.387	136-170	.800	85	135	220	2.8	132	1.7	105-0	58	77	14	751	9.5	31
Brooks (Tot)	59-0	808	13.7	126-275	.458	25-69	.362	64-79	.810	14	52	66	1.1	116	2.0	56-0	34	47	4	341	5.8	23
Brooks (Dal)	31-0	622	20.1	91-210	.433	17-52	.327	46-58	.793	13	40	53	0.7	94	3.0	42-0	26	33	3	245	7.9	21
Smith	63-0	826	13.1	131-314	.417	1-12	.083	57-75	.760	43	101	144	2.3	44	0.7	132-1	29	37	26	320	5.1	18
Dumas	58-0	613	10.6	96-250	.384	22-73	.301	50-77	.649	32	30	62	1.1	57	1.0	78-0	13	50	4	264	4.6	24
Williams	82-81	2383	29.1	145-304	.477	0-0	—	38-101	.376	291	399	690	8.4	124	1.5	306-6	52	105	148	328	4.0	19
Hodge	54-0	633	11.7	83-204	.407	4-14	.286	39-51	.765	40	82	122	2.3	41	0.8	107-1	10	39	14	209	3.9	13
Davis	46-2	580	12.6	49-113	.434	0-2	.000	42-66	.636	63	93	156	3.4	10	0.2	76-2	6	30	3	140	3.0	11
Wiley*	38-2	407	10.7	47-111	.423	29-75	.387	7-10	.700	6	33	39	1.0	69	1.8	44-0	21	19	1	130	3.4	14
Mavericks	82	19930	-	3227-7342	.440	386-1200	.322	1622-2210	.734	1514	2433	3947	48.1	1941	23.7	1811-17	579	1345	348	8462	103.2	156
Opponents	82	19930	-	3407-6982	.488	432-1181	.366	1454-1981	.734	1053	2379	3432	41.9	1991	24.3	1925-17	722	1250	502	8700	106.1	147







# 1993-1994

TOP ROW L-R HEAD COACH QUINN BUCKNER, ASSISTANT COACH TOM NEWELL, LORENZO WILLIAMS, DOUG SMITH, DONALD HODGE, GREG DREILING, SEAN ROOKS, TERRY DAVIS, ASSISTANT COACH RANDY WITTMAN, ASSISTANT COACH GREG BALLARD, VICE PRESIDENT/BASKETBALL OPERATIONS RICK SUND, CHIEF OPERATING OFFICER/GENERAL MANAGER NORM SONJU

BOTTOM ROW L-R EQUIPMENT MANAGER KERRY LEATH, RANDY WHITE, POPEYE JONES, LUCIOUS HARRIS, JAMAL MASHBURN, JIM JACKSON, TIM LEGLER, FAT LEVER, TONY CAMPBELL, MORLON WILEY, TRAINER DOUG ATKINSON. DID NOT FINISH THE SEASON IN DALLAS: CHUCKY BROWN, DEREK HARPER, DARREN MORNINGSTAR

## SEASON NOTEBOOK

Won 13, lost 69 (sixth, Midwest)...Dallas won its final two games, four of its last seven and five of its last 11...Dallas was 0-13 in March (the first month in franchise history without a win) before rebounding to go 5-8 in April...the Mavericks were one of just two clubs with two players in the top 18 in scoring (the Clippers were the other) as Jim Jackson and Jamal Mashburn each averaged 19.2 ppg to tie for 18th in the NBA...Dallas set a club record with 767 steals, breaking the club record of 688 steals by the 1986-87 Midwest Division Championship club...Mashburn and Popeye Jones each participated in the Schick Rookie Game on All-Star Saturday...Jones' 7.5 rebounds per game was the highest rookie rebound average ever by a Maverick...Dallas allowed 103.8 ppg, down 10.7 ppg from their opponents' average in the previous season.

	G-S	Min	Avg	Fg-Att	Pct	3Fg-Att	Pct	Ft-Att	Pct	Off	Def	Reb	Avg	Ast	Avg	Pf-D	Stl	To	Blk	Pts	Avg	HI
Jackson	82-82	3066	37.4	637-1432	.445	17-60	.283	285-347	.821	169	219	388	4.7	374	4.6	161-0	87	334	25	1576	19.2	37
Mashburn	79-73	2896	36.7	561-1382	.406	85-299	.284	306-438	.699	107	246	353	4.5	266	3.4	205-0	89	245	14	1513	19.2	37
Rooks	47-28	1255	26.7	193-393	.491	0-1	.000	150-210	.714	84	175	259	5.5	49	1.0	109-0	21	80	44	536	11.4	26
Campbell (Tot)	63-14	1214	19.3	227-512	.443	7-28	.250	94-120	.783	76	110	186	3.0	82	1.3	134-1	50	84	15	555	8.8	22
Campbell (Dal)	41-3	835	20.4	164-384	.427	6-25	.240	64-83	.771	48	78	126	3.1	51	1.2	75-0	30	55	14	398	9.7	22
Smith	79-42	1684	21.3	295-678	.435	2-9	.222	106-127	.835	114	235	349	4.4	119	1.5	287-3	82	93	38	698	8.8	36
Legler	79-0	1322	16.7	231-528	.438	52-139	.374	142-169	.840	36	92	128	1.6	120	1.5	133-0	52	60	13	656	8.3	25
Lever	81-54	1947	24.0	227-557	.408	26-74	.351	75-98	.765	83	200	283	3.5	213	2.6	155-1	159	88	15	555	6.9	16
White	18-3	320	17.8	45-112	.402	6-20	.300	19-33	.576	30	53	83	4.6	11	0.6	46-0	10	18	10	115	6.4	17
Jones	81-47	1773	21.9	195-407	.479	0-1	.000	78-107	.729	299	306	605	7.5	99	1.2	246-2	61	94	31	468	5.8	16
Harris	77-0	1165	15.1	162-385	.421	7-33	.212	87-119	.731	45	112	157	2.0	106	1.4	117-0	49	78	10	418	5.4	20
Davis	15-5	286	19.1	24-59	.407	0-0	—	8-12	.667	30	44	74	4.9	6	0.4	27-0	9	5	1	56	3.7	10
Williams (Tot)	38-11	716	18.8	49-110	.445	0-0	—	12-28	.429	95	122	217	5.7	25	0.7	92-0	18	22	46	110	2.9	11
Williams (Dal)	34-11	678	19.9	48-103	.466	0-0	—	12-28	.429	92	117	209	6.1	23	0.7	87-0	15	21	41	108	3.2	11
Hodge	50-0	428	18.6	46-101	.455	0-0	—	44-52	.846	46	49	95	1.9	32	0.6	66-1	15	30	13	136	2.7	12
Dreiling	54-19	685	12.7	52-104	.500	1-1	1.000	27-38	.711	47	123	170	3.1	31	0.6	159-5	16	43	24	132	2.4	9
Wiley (Tot)	16-0	158	19.9	9-29	.310	3-10	.300	0-0	—	0	10	10	0.6	23	1.4	21-0	15	17	0	21	1.3	5
Wiley (Dal)	12-0	124	10.3	6-21	.286	2-6	.333	0-0	—	0	6	6	0.5	16	1.3	17-0	13	11	0	14	1.2	5
Harper*	28-28	893	31.9	130-342	.380	37-105	.352	28-50	.560	10	45	55	2.0	98	3.5	46-0	45	54	4	325	11.6	33
Morningstar*	22-15	363	16.5	38-81	.469	0-0	—	18-30	.600	31	49	80	3.6	15	0.7	69-1	14	19	2	94	4.3	11
Brown*	1-0	10	10.0	1-1	1.000	0-0	—	1-1	1.000	0	1	1	1.0	0	0.0	2-0	0	0	0	3	3.0	3
MAVERICKS	82	19730		3055-7070	.432	241-773	.312	1450-1942	.747	1271	2150	3421	41.7	1629	19.9	2007-13	767	1393	299	7801	95.1	116
OPPONENTS	82	19730		3212-6508	.494	249-688	.362	1841-2498	.737	1101	2503	3604	44.0	1970	24.0	1649-7	782	1428	507	8514	103.8	126














# 1990-1991

**TOP ROW L-R** HEAD COACH RICHIE ADUBATO, ASSISTANT COACH BOB ZUFFELATO, ASSISTANT COACH GAR HEARD, ROY TARPLEY, JOHN SHASKY, JAMES DONALDSON, JIM GRANDHOLM, HERB WILLIAMS, RANDY WHITE, SPECIAL ASSIGNMENT COACH CLIFFORD RAY, VICE PRESIDENT/BASKETBALL OPERATIONS RICK SUND, CHIEF OPERATING OFFICER/GM NORM SONJU

**BOTTOM ROW L-R** EQUIPMENT MANAGER KERRY LEATH, KELVIN UPSHAW, ALEX ENGLISH, ROLANDO BLACKMAN, FAT LEVER, DEREK HARPER, BRAD DAVIS, RODNEY MCCRAY, STEVE ALFORD, TRAINER DOUG ATKINSON

## SEASON NOTEBOOK

Won 28, lost 54 (sixth, Midwest)...the Mavericks had averaged over 48 wins the previous four seasons...Dallas, which got off to a 4-1 start before losing Roy Tarpley and Fat Lever for the season due to right knee injuries, dropped 53 of its final 77 games, including 13 of the final 16 games...39 times Dallas was without the services of three or more players, including five games in which four or more players were sidelined...Dallas came back seven times from deficits of 12+ points to win, including twice from 16 points down...the Mavericks were 15-16 in games decided by six points or less, including 9-6 in games decided by three points or less...the Mavericks were 21-21 when scoring 100+ points and 7-33 when held under 100 points.

	G-S	Min	Avg	Fg-Att	Pct	3fg-Att	Pct	Ft-Att	Pct	Off	Def	Reb	Avg	Ast	Avg	Pf-D	Stl	To	Blk	Pts	Avg	Hi
Tarpley	5-5	171	34.2	43-79	.544	0-1	.000	16-18	.889	16	39	55	11.0	12	2.4	20-0	6	13	9	102	20.4	29
Blackman	80-80	2965	37.1	634-1316	.482	40-114	.351	282-326	.865	63	193	256	3.2	301	3.8	153-0	69	159	19	1590	19.9	37
Harper	77-77	2879	37.4	572-1226	.467	89-246	.362	286-391	.731	59	174	233	3.0	548	7.1	222-1	147	177	14	1519	19.7	34
Williams	60-36	1832	30.5	332-655	.507	0-4	.000	83-130	.638	86	271	357	6.0	95	1.6	197-3	30	113	88	747	12.5	31
McCray	74-68	2561	34.6	336-679	.495	13-39	.333	159-198	.803	153	407	560	7.6	259	3.5	203-3	70	129	51	844	11.4	23
Donaldson	82-82	2800	34.1	327-615	.532	0-0	—	165-229	.721	201	526	727	8.9	69	0.8	181-0	34	146	93	819	10.0	25
English	79-26	1748	22.1	322-734	.439	0-1	.000	119-140	.850	108	146	254	3.2	105	1.3	141-0	40	101	25	763	9.7	27
White	79-29	1901	24.1	265-665	.398	6-37	.162	159-225	.707	173	331	504	6.4	63	0.8	308-6	81	131	44	695	8.8	24
Lever	4-0	86	21.5	9-23	.391	0-3	.000	11-14	.786	3	12	15	3.8	12	3.0	5-0	6	10	3	29	7.3	13
Upshaw	48-1	514	10.7	104-231	.450	7-29	.241	55-64	.859	20	35	55	1.1	86	1.8	77-0	28	39	5	270	5.6	19
Davis	80-6	1426	17.8	159-373	.426	22-85	.259	91-118	.771	13	105	118	1.5	230	2.9	212-1	45	77	17	431	5.4	15
Alford	34-0	236	6.9	59-117	.504	7-23	.304	26-31	.839	10	14	24	0.7	22	0.6	11-0	8	16	1	151	4.4	15
Grandholm	26-0	168	6.5	30-58	.517	9-17	.529	10-21	.476	20	30	50	1.9	8	0.3	33-0	2	11	8	79	3.0	10
Shasky	57-0	510	8.9	51-116	.440	0-0	—	48-79	.606	58	76	134	2.4	11	0.2	75-0	14	27	20	150	2.6	13
Wright*	3-0	8	2.7	2-3	.667	0-1	.000	2-2	1.000	1	2	0.7	0	0.0	2-0	1	0	0	0	6	2.0	4
Mavericks	82	19805	-	3245-6890	.471	193-600	.322	1512-1986	.761	984	2360	3344	40.8	1821	22.2	1840-14	581	1186	397	8195	99.9	140
Opponents	82	19805	-	3346-6945	.482	178-583	.305	1700-2296	.740	1116	2489	3605	44.0	2025	24.7	1778-10	650	1147	400	8570	104.5	135







# 1989-1990

**TOP ROW L-R** HEAD COACH RICHIE ADUBATO, ASSISTANT COACH GAR HEARD, BOB MCCANN, ADRIAN DANTLEY, HERB WILLIAMS, ROY TARPLEY, JAMES DONALDSON, BILL WENNINGTON, SAM PERKINS, SPECIAL ASSIGNMENT COACH CLIFFORD RAY, VICE PRESIDENT/BASKETBALL OPERATIONS RICK SUND, CHIEF OPERATING OFFICER/GM NORM SONJU  
**BOTTOM ROW L-R** ASSISTANT TRAINER/EQUIPMENT MANAGER KYLE LEATH, DEREK HARPER, ANTHONY JONES, STEVE ALFORD, RANDY WHITE, ROLANDO BLACKMAN, BRAD DAVIS, TRAINER DOUG ATKINSON

## SEASON NOTEBOOK

Won 47, lost 35 (third, Midwest)...after missing the playoffs the previous season for the first time since 1982-83, the Mavericks returned to postseason action...Dallas was swept, 3-0, in the first-round by the eventual Western Conference Champion Portland Trail Blazers...on Nov. 29, Richie Adubato replaced John MacLeod as head coach (Dallas was 5-6 under MacLeod) and guided Dallas to a 42-29 (.592) record the rest of the way...the Mavericks won 19 of their final 22 at home and broke even (10-10) in their final 20 road games...Dallas held a club-record 35 opponents under 100 points and a club-record 12 opponents under 90 points...Dallas was 12-27 when held under 100 points, but 35-8 when scoring 100+ points...Dallas won a club-record 15 games when trailing after three periods.

	G-S	Min	Avg	Fg-Att	Pct	3Fg-Att	Pct	Ft-Att	Pct	Off	Def	Reb	Avg	Ast	Avg	Pf-D	Stl	To	Blk	Pts	Avg	Hi
Blackman	80-80	2934	36.7	626-1256	.498	13-43	.302	287-340	.844	88	192	280	3.5	289	3.6	128-0	77	174	21	1552	19.4	35
Harper	82-82	3007	36.7	567-1161	.488	89-240	.371	250-315	.794	54	190	244	3.0	609	7.4	224-1	187	207	26	1473	18.0	42
Tarpley	45-35	1648	36.6	314-696	.451	0-6	.000	130-172	.756	189	400	589	13.1	67	1.5	160-0	79	117	70	758	16.8	27
Perkins	76-70	2668	35.1	435-883	.493	6-28	.214	330-424	.778	209	363	572	7.5	175	2.3	225-4	88	148	64	1206	15.9	45
Dantley	45-45	1300	28.9	231-484	.477	0-2	.000	200-254	.787	78	94	172	3.8	80	1.8	99-0	20	75	7	662	14.7	30
Donaldson	73-73	2265	31.0	258-479	.539	0-0	—	149-213	.700	155	475	630	8.6	57	0.8	129-0	22	119	47	665	9.1	21
Williams	81-19	2199	27.1	295-665	.444	2-9	.222	108-159	.679	76	315	391	4.8	119	1.5	243-4	51	106	106	700	8.6	21
Davis	73-2	1292	17.7	179-365	.490	35-104	.337	77-100	.770	12	81	93	1.3	242	3.3	151-2	47	86	9	470	6.4	25
Wennington	60-2	814	13.6	105-234	.449	0-4	.000	60-75	.800	64	134	198	3.3	41	0.7	144-2	20	50	21	270	4.5	14
White	55-2	707	12.9	93-252	.369	1-14	.071	50-89	.562	78	95	173	3.1	21	0.4	124-0	24	47	6	237	4.3	18
Alford	41-0	302	7.4	63-138	.457	7-22	.318	35-37	.946	2	23	25	0.6	39	1.0	22-0	15	16	3	168	4.1	16
Jones	66-0	650	9.8	72-194	.371	4-13	.308	47-69	.681	33	49	82	1.2	29	0.4	77-0	32	42	16	195	3.0	13
McCann	10-0	62	6.2	7-21	.333	0-0	—	12-14	.857	4	8	12	1.2	6	0.6	7-0	2	6	2	26	2.6	8
Upshaw*	3-0	4	1.3	1-3	.333	0-1	.000	0-0	—	0	0	0	0.0	0	0.0	0-0	0	0	0	2	0.7	2
Wade*	1-0	3	3.0	0-0	—	0-0	—	0-0	—	0	0	0	0.0	2	2.0	0-0	0	0	0	0	0.0	0
Mavericks	82	19855	-	3246-6831	.475	157-486	.323	1735-2261	.767	1042	2419	3461	42.2	1776	21.7	1733-13	664	1228	398	8384	102.2	140
Opponents	82	19855	-	3288-7013	.469	175-587	.298	1627-2161	.753	1142	2398	3540	43.2	1961	23.9	1832-17	649	1236	388	8378	102.2	144









# 1987-1988

**TOP ROW L-R** HEAD COACH JOHN MACLEOD, ASSISTANT COACH RICHIE ADUBATO, SPECIAL ASSIGNMENT COACH CLIFFORD RAY, ROY TARPLEY, UWE BLAB, JAMES DONALDSON, BILL WENNINGTON, SAM PERKINS, ASSISTANT COACH GAR HEARD, VP/BASKETBALL OPERATIONS RICK SUND, CHIEF OPERATING OFFICER/GM NORM SONJU  
**BOTTOM ROW L-R** EQUIPMENT MANAGER KYLE LEATH, MARK AGUIRRE, STEVE ALFORD, BRAD DAVIS, ROLANDO BLACKMAN, JIM FARMER, DEREK HARPER, DETLEF SCHREMPF, TRAINER DOUG ATKINSON

## SEASON NOTEBOOK

Won 53, lost 29 (second, Midwest)...advanced to the conference finals for the first time in club history, losing to the eventual World Champion Lakers in Dallas' first-ever 7-game series...ousted Houston and Denver in the first two rounds of the playoffs, winning four road games in the process...the Denver series was the first ever won by Dallas without the benefit of home court advantage...in his first year as head coach, John MacLeod became the eighth man in NBA history to inherit a 50-win team, and post 50+ wins...he also became the eighth coach to reach the 600-win milestone (Jan. 13)...Aguirre and Donaldson both played in the All-Star Game in Chicago...Roy Tarpley won the NBA Sixth Man of the Year Award...Tarpley ranked seventh in the NBA in rebounding...Dallas was the only NBA team to use just 12 players.

	G-S	Min	Avg	Fg-Att	Pct	3fg-Att	Pct	Ft-Att	Pct	Off	Def	Reb	Avg	Ast	Avg	Pf-D	Stl	To	Blk	Pts	Avg	Hi
Aguirre	77-77	2610	33.9	746-1571	.475	52-172	.302	388-504	.770	182	252	434	5.6	278	3.6	223-1	70	203	57	1932	25.1	38
Blackman	71-69	2580	36.3	497-1050	.473	0-5	.000	331-379	.873	82	164	246	3.5	262	3.7	112-0	64	144	18	1325	18.7	32
Harper	82-82	3032	37.0	536-1167	.459	60-192	.313	261-344	.759	71	175	246	3.0	634	7.7	164-0	168	190	35	1393	17.0	35
Perkins	75-75	2499	33.3	394-876	.450	5-30	.167	273-332	.822	201	400	601	8.0	118	1.6	227-2	74	119	54	1066	14.2	26
Tarpley	81-9	2307	28.5	444-888	.500	0-5	.000	205-277	.740	360	599	959	11.8	86	1.1	313-8	103	172	86	1093	13.5	29
Schrempf	82-4	1587	19.4	246-539	.456	5-32	.156	201-266	.756	102	177	279	3.4	159	1.9	189-0	42	108	32	698	8.5	22
Davis	75-12	1480	19.7	208-415	.501	30-74	.405	91-108	.843	18	84	102	1.4	303	4.0	149-0	51	91	18	537	7.2	25
Donaldson	81-81	2523	31.1	212-380	.558	0-0	—	147-189	.778	247	508	755	9.3	66	0.8	175-2	40	113	104	571	7.0	20
Blab	73-1	658	9.0	58-132	.439	0-0	—	46-65	.708	52	82	134	1.8	35	0.5	108-1	8	49	29	162	2.2	12
Alford	28-0	197	7.0	21-55	.382	1-8	.125	16-17	.941	3	20	23	0.8	23	0.8	23-0	17	12	3	59	2.1	10
Wennington	30-0	125	4.2	25-49	.510	1-2	.500	12-19	.632	14	25	39	1.3	4	0.1	33-0	5	9	9	63	2.1	10
Farmer	30-0	157	5.2	26-69	.377	0-6	.000	9-10	.900	9	9	18	0.6	16	0.5	18-0	3	22	1	61	2.0	8
Mavericks	82	19755	-	3413-7191	.475	154-526	.293	1980-2510	.789	1341	2495	3836	46.8	1984	24.2	1734-14	645	1257	446	8960	109.3	135
Opponents	82	19755	-	3468-7385	.470	167-517	.323	1499-1957	.766	1200	2233	3433	41.9	2240	27.3	1997-20	612	1228	436	8602	104.9	133





# 1986-1987

**TOP ROW L-R** HEAD COACH DICK MOTTA, ASSISTANT COACH RICHIE ADUBATO, ROY TARPLEY, UWE BLAB, JAMES DONALDSON, BILL WENNINGTON, SAM PERKINS, DIRECTOR OF PLAYER PERSONNEL RICK SUND, GENERAL MANAGER NORM SONJU

**BOTTOM ROW L-R** EQUIPMENT MANAGER KYLE LEATH, MARK AGUIRRE, AL WOOD, BRAD DAVIS, ROLANDO BLACKMAN, DENNIS NUTT, DEREK HARPER, DETLEF SCHREMPF, TRAINER DOUG ATKINSON

## SEASON NOTEBOOK

Won 55, lost 27 (first, Midwest)...Dallas finished with the league's fourth-best record...the season was full of milestones: most wins (at the time), first division title (won by 11 games, the biggest margin in the Midwest since 1980-81), winningest March ever (12-4), first 4-1 road trip, first-ever wins in Philadelphia and Milwaukee...club never lost more than two in a row in regular season, but dropped three straight in playoffs to Seattle after setting 11 records in a 151-129 Game One win...for the first time two Mavericks (Aguirre, Blackman) played in the All-Star Game...for the fifth straight year Dallas committed the fewest turnovers in the NBA (14.7)...club best 35-6 at home...for the third straight year Dallas led the NBA in 3-pointers made and attempted with then-NBA-record totals of 231-of-653...James Donaldson shattered the club rebound record averaging 11.9 per game, best in the West and among NBA centers... Dallas' defense improved from 21st in the NBA the previous season to 14th (110.4 ppg).

	G-S	Min	Avg	Fg-Att	Pct	3Fg-Att	Pct	Fr-Att	Pct	Off	Def	Reb	Avg	Ast	Avg	Pf-D	Stl	To	Blk	Pts	Avg	Hi
Aguirre	80-80	2663	33.3	787-1590	.495	53-150	.353	429-557	.770	181	246	427	5.3	254	3.2	243-4	84	217	30	2056	25.7	43
Blackman	80-80	2758	34.5	626-1264	.495	5-15	.333	419-474	.884	96	182	278	3.5	266	3.3	142-0	64	174	21	1676	21.0	41
Harper	77-76	2556	33.2	497-993	.501	76-212	.358	160-234	.684	51	148	199	2.6	609	7.9	195-0	167	138	25	1230	16.0	31
Perkins	80-80	2687	33.6	461-957	.482	19-54	.352	245-296	.828	197	419	616	7.7	146	1.8	269-6	109	132	77	1186	14.8	29
Donaldson	82-82	3028	36.9	311-531	.586	0-0	—	267-329	.812	295	678	973	11.9	63	0.8	191-0	51	104	136	889	10.8	23
Schrempf	81-5	1711	21.1	265-561	.472	33-69	.478	193-260	.742	87	216	303	3.7	161	2.0	224-2	50	110	16	756	9.3	19
Tarpley	75-1	1405	18.7	233-499	.467	1-3	.333	94-139	.676	180	353	533	7.1	52	0.7	232-3	56	101	79	561	7.5	20
Davis	82-6	1582	19.3	199-436	.456	32-106	.302	147-171	.860	27	87	114	1.4	373	4.5	159-0	63	114	10	577	7.0	24
Wood	54-0	657	12.2	121-310	.390	7-25	.280	109-139	.784	39	55	94	1.7	34	0.6	83-0	19	34	11	358	6.6	25
Wennington	58-0	560	9.7	56-132	.424	0-2	.000	45-60	.750	53	76	129	2.2	24	0.4	95-0	13	39	10	157	2.7	10
Nutt	25-0	91	3.6	16-40	.400	5-17	.294	20-22	.909	1	7	8	0.3	16	0.6	6-0	7	10	0	57	2.3	11
Blab	30-0	160	5.3	20-51	.392	0-0	—	13-28	.464	11	25	36	1.2	13	0.4	33-0	4	15	9	53	1.8	7
Jackson*	8-0	22	2.8	2-9	.222	0-0	—	7-8	.875	1	2	3	0.4	6	0.8	1-0	1	5	0	11	1.4	3
Mavericks	82	19880	-	3594-7373	.487	231-653	.354	2148-2717	.791	1219	2494	3713	45.3	2017	24.6	1873-15	688	1205	424	9567	116.7	147
Opponents	82	19880	-	3586-7503	.478	128-434	.295	1750-2293	.763	1254	2386	3640	44.4	2304	28.1	2136-26	571	1332	421	9050	110.4	144







## 1985-1986

**TOP ROW L-R** HEAD COACH DICK MOTTA, ASSISTANT COACH BOB WEISS, CHARLIE SITTON, UWE BLAB, JAMES DONALDSON, BILL WENNINGTON, SAM PERKINS, DETLEF SCHREMPF, DIRECTOR OF PLAYER PERSONNEL RICK SUND, GENERAL MANAGER NORM SONJU

**BOTTOM ROW L-R** EQUIPMENT MANAGER KYLE LEATH, BRAD DAVIS, ROLANDO BLACKMAN, JAY VINCENT, MARK AGUIRRE, DALE ELLIS, DEREK HARPER, HAROLD KEELING, TRAINER DOUG ATKINSON. DID NOT FINISH THE SEASON IN DALLAS: WALLACE BRYANT, KURT NIMPHIUS

### SEASON NOTEBOOK

Won 44, lost 38 (third, Midwest)...eliminated Utah in the first-round of the playoffs 3-1, then lost to the Lakers 4-2 in the conference semifinals...the Mavericks fell short in its bid to become just the fourth team in NBA history to improve its record in five consecutive seasons...Dallas averaged 115.3 ppg, second to the Lakers, but allowed 114.2 ppg – 21st in defense...the Mavericks averaged 15.7 turnovers, the fewest in the NBA for the fourth straight year...for the second straight year Dallas led the NBA in 3-pointers made and attempted with 141-of-446...Dallas was the only team to place two scorers in the top 15: Aguirre 12th (22.6) and Blackman 15th (21.5)...Blackman made his second straight All-Star game appearance, this time before the Reunion faithful.

	G-S	Min	Avg	Fg-Att	Pct	3Fg-Att	Pct	Fi-Att	Pct	Off	Def	Reb	Avg	Ast	Avg	Pf-D	Shl	To	Blk	Pts	Avg	Hi
Aguirre	74-73	2501	33.8	668-1327	.503	16-56	.286	318-451	.705	117	268	445	6.0	339	4.6	229-6	62	252	14	1670	22.6	42
Blackman	82-81	2787	34.0	677-1318	.514	4-29	.138	404-483	.836	88	203	291	3.5	271	3.3	138-0	79	189	25	1762	21.5	46
Perkins	80-79	2626	32.8	458-910	.503	11-33	.333	307-377	.814	195	490	685	8.6	153	1.9	212-2	75	145	94	1234	15.4	32
Vincent	80-3	1994	24.9	442-919	.481	0-3	.000	222-274	.810	107	261	368	4.6	180	2.3	193-2	66	145	21	1106	13.8	31
Harper	79-39	2150	27.2	390-730	.534	12-51	.235	171-229	.747	75	151	226	2.9	416	5.3	166-1	153	144	22	963	12.2	26
Davis	82-43	1971	24.0	267-502	.532	32-89	.360	198-228	.868	26	120	146	1.8	467	5.7	174-2	57	110	15	764	9.3	23
Donaldson (Tot)	83-78	2680	32.3	256-459	.558	0-0	—	204-254	.803	171	624	795	9.6	96	1.2	189-0	28	123	139	716	8.6	20
Donaldson (Dal)	69-64	2241	32.5	213-375	.568	0-0	—	147-184	.799	143	521	664	9.6	84	1.2	156-0	23	85	110	573	8.3	20
Ellis	72-1	1086	15.1	193-470	.411	63-173	.364	59-82	.720	86	82	168	2.3	37	0.5	78-0	40	38	9	508	7.1	28
Schrenpf	64-12	969	15.1	142-315	.451	3-7	.429	110-152	.724	70	128	198	3.1	88	1.4	166-1	23	84	10	397	6.2	23
Wennington	56-3	562	10.0	72-153	.471	0-4	.000	45-62	.726	32	100	132	2.4	21	0.4	83-0	11	21	23	189	3.4	15
Blab	48-0	409	8.5	44-94	.468	0-0	—	36-67	.537	25	66	91	1.9	17	0.4	65-0	3	28	12	124	2.6	14
Keeling	20-0	75	3.8	17-39	.436	0-0	—	10-14	.714	3	3	6	0.3	10	0.5	9-0	7	7	0	44	2.2	7
Nimphius*	13-4	280	21.5	37-72	.514	0-1	.000	17-29	.586	23	37	60	4.6	14	1.1	38-1	3	13	12	91	7.0	20
Bryant*	9-8	154	17.1	11-30	.367	0-0	—	6-11	.545	9	24	33	3.7	11	1.2	26-2	3	7	2	28	3.1	7
Mavericks	82	19805	-	3631-7254	.501	141-446	.316	2050-2643	.776	1059	2454	3513	42.8	2108	25.7	1733-17	605	1289	369	9453	115.3	139
Opponents	82	19805	-	3864-7689	.503	90-311	.289	1545-2049	.754	1219	2469	3688	45.0	2381	29.0	2196-33	617	1279	423	9363	114.2	142





## 1984-1985


**TOP ROW L-R** HEAD COACH DICK MOTTA, GENERAL MANAGER NORM SONJU, JAY VINCENT, SAM PERKINS, WALLACE BRYANT, KURT NIMPHIUS, CHARLIE SITTON, DIRECTOR OF PLAYER PERSONNEL RICK SUND, ASSISTANT COACH BOB WEISS  
**BOTTOM ROW L-R** EQUIPMENT MANAGER KYLE LEATH, BRAD DAVIS, ROLANDO BLACKMAN, DALE ELLIS, MARK AGUIRRE, TOM SLUBY, DEREK HARPER, TRAINER DOUG ATKINSON. DID NOT FINISH SEASON IN DALLAS: HOWARD CARTER

### SEASON NOTEBOOK

Won 44, lost 38 (third, Midwest)...Dallas became just the 10th team in league history to improve on its record in at least four straight seasons...it was a "streakless" year – the longest winning streak was four straight and the longest losing streak was three in a row...for the third straight year, the Mavericks made the fewest turnovers in the NBA, this time with a then-NBA-record low of 14.4 per game...Sam Perkins made the All-Rookie Team...Dallas was 30-1 when outshooting the opponent...Dallas was the NBA's healthiest team, losing only six player-games to injury...the Mavericks carried just 11 players for most of the season...after going 31-10 at home the previous season, Dallas was 24-17 in 1984-85...11 of those losses were by 10 or more points...Dallas became the first team to have four players make at least 20 3-pointers (Brad Davis, Dale Ellis, Mark Aguirre and Derek Harper).

	G-S	Min	Avg	Fg-Att	Pct	3Fg-Att	Pct	Ft-Att	Pct	Off	Def	Reb	Avg	Ast	Avg	Pf-D	Stl	To	Blk	Pts	Avg	Hi
Aguirre	80-79	2699	33.7	794-1569	.506	27-85	.318	440-580	.759	188	289	477	6.0	249	3.1	250-3	60	253	24	2055	25.7	49
Blackman	81-80	2834	35.0	625-1230	.508	6-20	.300	342-413	.828	107	193	300	3.7	289	3.6	96-0	61	162	16	1598	19.7	36
Vincent	79-47	2543	32.2	545-1138	.479	0-4	.000	351-420	.836	185	519	704	8.9	169	2.1	226-0	48	170	22	1441	18.2	39
Perkins	82-42	2317	28.3	347-736	.471	9-36	.250	200-244	.820	189	416	605	7.4	135	1.6	236-1	63	102	63	903	11.0	29
Davis	82-82	2539	31.0	310-614	.505	47-115	.409	158-178	.888	39	154	193	2.4	581	7.1	219-1	91	123	10	825	10.1	19
Harper	82-1	2218	27.0	329-633	.520	21-61	.344	111-154	.721	47	152	199	2.4	360	4.4	194-1	144	123	37	790	9.6	22
Ellis	72-4	1314	18.3	274-603	.454	42-109	.385	77-104	.740	100	138	238	3.3	56	0.8	131-1	46	58	7	667	9.3	29
Nimphius	82-40	2010	24.5	196-434	.452	0-6	.000	108-140	.771	136	272	408	5.0	183	2.2	262-4	30	95	126	500	6.1	16
Bryant	56-35	860	15.4	67-148	.453	0-0	—	30-44	.682	74	167	241	4.3	84	1.5	110-1	21	46	24	164	2.9	14
Sluby	31-0	151	4.9	30-58	.517	0-2	.000	13-21	.619	5	7	12	0.4	16	0.5	18-0	3	11	0	73	2.4	8
Sitton	43-0	304	7.1	39-94	.415	0-2	.000	13-25	.520	24	36	60	1.4	26	0.6	50-0	7	19	6	91	2.1	8
Carter*	11-0	66	6.0	4-23	.174	0-3	.000	1-1	1.000	1	2	3	0.3	4	0.4	4-0	1	8	0	9	0.8	3
Mavericks	82	19855	-	3560-7280	.489	152-443	.343	1844-2324	.793	1095	2345	3440	42.0	2152	26.2	1796-12	575	1183	335	9116	111.2	149
Opponents	82	19855	-	3626-7200	.504	98-318	.308	1588-2080	.763	1062	2470	3532	43.1	2113	25.8	2066-17	572	1340	430	8938	109.0	141





# 1983-1984

**TOP ROW L-R** HEAD COACH DICK MOTTA, GENERAL MANAGER NORM SONJU, BILL GARNETT, KURT NIMPHIUS, MARK WEST, PAT CUMMINGS, JAY VINCENT, ROLANDO BLACKMAN, DIRECTOR OF PLAYER PERSONNEL RICK SUND, ASSISTANT COACH BOB WEISS


**BOTTOM ROW L-R** EQUIPMENT MANAGER KEITH GRANT, DALE ELLIS, DEREK HARPER, ROGER PHEGLEY, MARK AGUIRRE, JIM SPANARKEL, ELSTON TURNER, BRAD DAVIS, TRAINER DOUG ATKINSON

## SEASON NOTEBOOK

Won 43, lost 39 (second, Midwest)...first winning season and first postseason action...the Mavericks took three of five from Seattle to win the club's first playoff series...Dallas lost to eventual runner-up Los Angeles 4-1 in the best-of-7 Western Conference semifinals...won first 11 at home...Mark Aguirre (29.5) was second in scoring while Rolando Blackman (22.4) finished 13th...Aguirre became the first Maverick to play in the All-Star Game...for the second straight year Dallas committed the fewest turnovers in the NBA (15.9)...Aguirre was NBA Player of the Week for Nov. 26 and Player of the Month for January...Aguirre and Blackman combined to score 65-plus points on nine occasions with Dallas winning seven of those games.

	G-S	Min	Avg	Fg-Att	Pct	3Fg-Att	Pct	Fr-Att	Pct	Off	Def	Reb	Avg	Ast	Avg	Pf-D	Stl	To	Blk	Pts	Avg	Hi
Aguirre	79-79	2900	36.7	925-1765	.524	15-56	.268	465-621	.749	161	308	469	5.9	358	4.5	246-5	80	285	22	2330	29.5	46
Blackman	81-81	3025	37.3	721-1320	.546	1-11	.091	372-458	.812	124	249	373	4.6	288	3.6	127-0	56	169	37	1815	22.4	43
Cummings	80-80	2492	31.2	452-915	.494	0-2	.000	141-190	.742	151	507	658	8.2	158	2.0	282-2	64	146	23	1045	13.1	28
Davis	81-81	2665	32.9	345-651	.530	7-38	.184	199-238	.836	41	146	187	2.3	561	6.9	218-4	94	166	13	896	11.1	24
Vincent	61-5	1421	23.3	252-579	.435	0-1	.000	168-215	.781	81	166	247	4.0	114	1.9	159-1	30	113	10	672	11.0	33
Ellis	67-2	1059	15.8	225-493	.456	12-29	.414	87-121	.719	106	144	250	3.7	56	0.8	118-0	41	78	9	549	8.2	31
Nimphius	82-46	2284	27.9	272-523	.520	1-4	.250	101-162	.623	182	331	513	6.3	176	2.1	283-5	41	98	144	646	7.9	24
Harper	82-1	1712	20.9	200-451	.443	3-26	.115	66-98	.673	53	119	172	2.1	239	2.9	143-0	95	111	21	469	5.7	19
Garnett	80-34	1529	19.1	141-299	.472	0-2	.000	129-176	.733	123	208	331	4.1	128	1.6	217-4	44	68	66	411	5.1	13
Spanarkel	7-0	54	7.7	7-16	.438	1-2	.500	9-13	.692	5	2	7	1.0	5	0.7	8-0	6	4	0	24	3.4	8
Turner	47-1	536	11.4	54-150	.360	1-9	.111	28-34	.824	42	51	93	2.0	59	1.3	40-0	26	29	0	137	2.9	12
Phegley (Tot)	13-0	87	6.7	11-35	.314	2-5	.400	4-4	1.000	2	9	11	0.8	11	0.8	11-0	1	6	0	28	2.2	9
Phegley (Dal)	10-0	76	7.6	9-31	.290	1-4	.250	2-2	1.000	2	7	9	0.9	9	0.9	10-0	1	5	0	21	2.1	9
West	34-0	202	5.9	15-42	.357	0-0	.000	7-22	.318	19	27	46	1.4	13	0.4	55-0	1	12	15	37	1.1	6
Mavericks	82	19955	-	3618-7235	.500	42-184	.228	1774-2350	.755	1090	2265	3355	40.9	2164	26.4	1906-21	579	1303	360	9052	110.4	133
Opponents	82	19955	-	3633-7282	.499	63-222	.284	1688-2198	.768	1180	2346	3526	43.0	2131	26.0	2213-23	632	1386	417	9017	110.0	141





# 1982-1983

**TOP ROW L-R** HEAD COACH DICK MOTTA, GENERAL MANAGER NORM SONJU, CORNY THOMPSON, BILL GARNETT, KURT NIMPHIUS, PAT CUMMINGS, JAY VINCENT, DIRECTOR OF PLAYER PERSONNEL RICK SUND, ASSISTANT COACH BOB WEISS  
**BOTTOM ROW L-R** EQUIPMENT MANAGER KEITH GRANT, KELVIN RANSEY, JIM SPANARKEL, MARK AGUIRRE, ALLAN BRISTOW, ROLANDO BLACKMAN, ELSTON TURNER, BRAD DAVIS, TRAINER DOUG ATKINSON. DID NOT FINISH THE SEASON IN DALLAS: SCOTT LLOYD


## SEASON NOTEBOOK

Won 38, lost 44 (fourth, Midwest)...10-game increase in wins over 1981-82 represented the third-best improvement in the league...Aguirre (24.4 ppg) was sixth-best in the NBA...Davis was one of six players to place among the top 10 in three different statistical categories...he finished eighth in field goal percentage (57.2%), 10th in assists (7.2 apg) and sixth in free throw percentage (84.5%)...Dallas experienced a 25% jump in attendance over the previous season...Dick Motta became the fifth NBA coach to log 600 career wins on January 18th at Golden State...Dallas was just 1-30 when trailing after three quarters of play.

	G-S	Min	Avg	Fg-Att	Pct	3Fg-Att	Pct	Ft-Att	Pct	Off	Def	Reb	Avg	Ast	Avg	Pf-D	Stl	To	Blk	Pts	Avg	Hi
Aguirre	81-75	2784	34.4	767-1589	.483	16-76	.211	429-589	.728	191	317	508	6.3	332	4.1	247-5	80	261	26	1979	24.4	44
Vincent	81-73	2726	33.7	622-1272	.489	0-3	.000	269-343	.784	217	375	592	7.3	212	2.6	295-4	70	188	45	1513	18.7	32
Blackman	75-62	2349	31.3	513-1042	.492	3-15	.200	297-381	.780	108	185	293	3.9	185	2.5	116-0	37	118	29	1326	17.7	38
Cummings	81-71	2317	28.6	433-878	.493	0-1	.000	148-196	.755	225	443	668	8.2	144	1.8	296-9	57	162	35	1014	12.5	27
Davis	79-78	2323	29.4	359-628	.572	11-43	.256	186-220	.845	34	164	198	2.5	565	7.2	176-2	80	143	11	915	11.6	21
Ransey	76-4	1607	21.1	343-746	.460	2-16	.125	152-199	.764	44	103	147	1.9	280	3.7	109-1	58	129	4	840	11.1	35
Garnett	75-13	1411	18.8	170-319	.533	0-3	.000	129-174	.741	141	265	406	5.4	103	1.4	245-3	48	81	70	469	6.3	15
Spanarkel	48-4	722	15.0	91-197	.462	2-10	.200	88-113	.779	27	57	84	1.8	78	1.6	59-0	27	55	3	272	5.7	18
Nimphius	81-12	1515	18.7	174-355	.490	1-1	1.000	77-140	.550	157	247	404	5.0	115	1.4	287-11	24	66	111	426	5.3	20
Turner	59-16	879	14.9	96-238	.403	2-3	.667	20-30	.667	68	84	152	2.6	88	1.5	75-0	47	59	0	214	3.6	14
Bristow	37-0	371	10.0	44-99	.444	6-13	.462	10-14	.714	24	35	59	1.6	70	1.9	46-0	6	31	1	104	2.8	10
Thompson	44-2	520	11.8	43-137	.314	0-0	.000	36-46	.783	41	79	120	2.7	34	0.8	92-0	12	31	7	122	2.8	9
Lloyd*	15-0	206	13.7	19-50	.380	0-0	.000	11-17	.647	19	27	46	3.1	21	1.4	24-0	6	6	6	49	3.3	12
Mavericks	82	19730	-	3674-7550	.487	43-185	.232	1852-2462	.752	1296	2381	3677	44.8	2227	27.2	2067-35	552	1348	348	9243	112.7	149
Opponents	82	19730	-	3758-7481	.502	53-202	.262	1708-2347	.728	1217	2433	3650	44.5	2291	27.9	2227-39	607	1383	562	9277	113.1	140







# 1981-1982

**TOP ROW L-R** GENERAL MANAGER NORM SONJU, CLARENCE KEA, SCOTT LLOYD, KURT NIMPHIUS, WAYNE COOPER, TOM LAGARDE, ALLAN BRISTOW, JAY VINCENT, HEAD COACH DICK MOTTA

**MIDDLE ROW L-R** DIRECTOR OF PLAYER PERSONNEL RICK SUND, TRAINER DOUG ATKINSON, JIM SPANARKEL, ELSTON TURNER, ROLANDO BLACKMAN, MARK AGUIRRE, EQUIPMENT MANAGER KEITH GRANT, ASSISTANT COACH BOB WEISS

**BOTTOM ROW** BRAD DAVIS. DID NOT FINISH THE SEASON IN DALLAS: OLIVER MACK

## SEASON NOTEBOOK

Won 28, lost 54 (fifth, Midwest)...13-game increase in wins over 1980-81 represented fourth-largest improvement in the league...Vincent was 15th in the NBA in scoring and a unanimous First Team All-Rookie squad choice by the NBA coaches...Aguirre, Blackman and Turner all received All-Rookie Team votes...49 of 82 games (60%) were decided by eight points or less...Vincent became the first Maverick to win an NBA Player of the Week award on Feb. 15...the Mavericks had a 22% increase in attendance over their inaugural season...Brad Davis started all 82 games.

	G-S	Min	Avg	Fg-Att	Pct	3fg-Att	Pct	Ft-Att	Pct	Off	Def	Reb	Avg	Ast	Avg	Pf-D	Stl	To	Blk	Pts	Avg	Hi	
Vincent	81-62	2626	32.4	719-1448	.497	1-4	.250	293-409	.716	182	282	383	565	7.0	176	2.2	308-8	89	194	22	1732	21.4	41
Aguirre	51-20	1468	28.8	381-820	.465	25-71	.352	168-247	.680	89	160	249	4.9	164	3.2	152-0	37	135	22	955	18.7	42	
Blackman	82-16	1979	24.1	439-855	.513	1-4	.250	212-276	.768	97	157	254	3.1	105	1.3	122-0	46	113	30	1091	13.3	27	
Davis	82-82	2614	31.9	397-771	.515	14-49	.286	185-230	.804	35	191	226	2.8	509	6.2	218-5	73	159	6	993	12.1	32	
Spanarkel	82-1	1755	21.4	270-564	.479	8-24	.333	279-327	.853	99	111	210	2.6	206	2.5	140-0	86	111	9	827	10.1	24	
Cooper	76-38	1818	23.9	281-669	.420	1-8	.125	119-160	.744	200	350	550	7.2	115	1.5	285-10	37	88	106	682	9.0	22	
Turner	80-62	1996	25.0	282-639	.441	0-4	.000	97-138	.703	143	158	301	3.8	189	2.4	182-1	75	116	2	661	8.3	19	
Bristow	82-54	2035	24.8	218-499	.437	3-18	.167	134-164	.817	119	220	339	4.1	448	5.5	222-2	65	165	6	573	7.0	16	
LaGarde	47-28	909	19.3	113-269	.420	0-2	.000	86-166	.518	63	147	210	4.5	49	1.0	138-3	17	82	17	312	6.6	18	
Nimphius	63-27	1085	17.2	137-297	.461	0-0	—	63-108	.583	92	203	295	4.7	61	1.0	190-5	17	56	82	337	5.3	20	
Lloyd	74-17	1047	14.1	108-285	.379	2-4	.500	69-91	.758	60	103	163	2.2	67	0.9	175-6	15	59	7	287	3.9	15	
Kea	35-0	248	7.1	26-49	.531	0-0	—	29-42	.690	26	35	61	1.7	14	0.4	55-0	4	16	3	81	2.3	10	
Mack*	13-3	150	11.5	19-59	.322	0-2	.000	6-8	.750	8	10	18	1.4	14	1.1	6-0	5	4	1	44	3.4	12	
Mavericks	82	19730	-	3390-7224	.469	55-190	.289	1740-2366	.735	1213	2228	3441	42.0	2117	25.8	2193-40	566	1317	313	8575	104.6	133	
Opponents	82	19730	-	3530-6953	.508	31-138	.225	1847-2491	.741	1108	2361	3469	42.3	1984	24.2	2243-23	643	1370	509	8938	109.0	139	









# ROSTER BY NUMBERS

## 00

ERIC MONTROSS

## 0

MARK STRICKLAND\*  
SHAWN MARION

## 1

RODNEY MCCRAY  
SCOTT BROOKS  
STEVIN SMITH  
DONNELL HARVEY  
RAWLE MARSHALL  
RYAN HOLLINS  
GREG BUCKNER\*  
JARED CUNNINGHAM  
SAMUEL DALEMBERT  
RICKY LEDO\*  
AMAR'E STOUDEMIRE  
JUSTIN ANDERSON  
DENNIS SMITH JR.  
COURTNEY LEE

## 2

STEVE ALFORD\*  
ALEX ENGLISH  
OLIVER MILLER  
RODRICK RHODES  
MARK BRYANT  
DARRICK MARTIN  
JOHNNY NEWMAN  
KEITH VAN HORN  
JASON KIDD\*  
RAYMOND FELTON  
QUINN COOK

## 3

JAMIE WATSON  
KEVIN OLLIE  
RICK HUGHES  
VERNON MAXWELL  
CHARLIE BELL  
TRAVIS BEST  
RODRIGUE BEAUBOIS  
SHANE LARKIN  
CHARLIE VILLANUEVA  
JONATHAN GIBSON  
NERLENS NOEL  
DARYL MACON

## 4

AL WOOD  
ADRIAN DANTLEY  
STEVE ALFORD\*  
CHEROKEE PARKS  
MICHAEL FINLEY

## 4

SHAWNE WILLIAMS  
CARON BUTLER  
KELENN AZUBUIKE  
DARREN COLLISON  
GREG SMITH  
QUINCY ACY

## 5

KELVIN UPSHAW  
TOM GARRICK  
JASON KIDD\*  
SASHA DANILOVIC  
JUWAN HOWARD  
AVERY JOHNSON\*  
JOSH HOWARD  
BERNARD JAMES\*  
JOSE JUAN BAREA\*

## 6

WINFORD BOYNES  
MYRON JACKSON  
CHUCKY BROWN  
KHALID REEVES  
DANNY MANNING  
AVERY JOHNSON\*  
MARQUIS DANIELS  
EDDIE JONES  
QUINTON ROSS  
TYSON CHANDLER  
TROY MURPHY  
DEREK FISHER  
ANDREW BOGUT  
MANNY HARRIS  
JOHNATHAN MOTLEY  
DEANDRE JORDAN  
KRISTAPS PORZINGIS

## 7

TOM SLUBY  
BOB MCCANN  
TONY DUMAS  
DENNIS SCOTT  
ADRIAN GRIFFIN\*  
TONY DELK  
DESAGANA DIOP  
TIM THOMAS  
SASHA PAVLOVIC  
LAMAR ODOM  
JUSTIN DENTMON  
RICKY LEDO\*  
AL-FAROUQ AMINU  
DWIGHT POWELL\*

## 8

COURTNEY ALEXANDER  
ANTOINE WALKER

## 8

ANTHONY JOHNSON  
GERALD GREEN  
ALEXIS AJINCA  
CHRIS WRIGHT  
JOSE CALDERON  
DWIGHT POWELL\*  
DERON WILLIAMS  
GIAN CLAVELL  
KYLE COLLINSWORTH

## 9

HOWARD EISLEY  
TARIQ ABDUL-WAHAD  
YI JIANLIAN  
JAE CROWDER  
RAJON RONDO  
NICOLAS BRUSSINO  
AARON HARRISON

## 10

JOE HASSETT  
MARK WADE  
LAMONT STROTHERS  
DAVID WOOD  
SAM CASSELL  
TIM HARDAWAY  
DARRELL ARMSTRONG  
TYRONN LUE  
JOSH AKOGNON  
DORIAN FINNEY-SMITH

## 11

ABDUL JEELANI  
CHRIS ANSTEY  
DAMON JONES  
RAJA BELL  
JOSE JUAN BAREA\*  
MONTA ELLIS  
JAVALE MCGEE  
YOGI FERRELL  
TIM HARDAWAY JR.

## 12

DEREK HARPER#  
JOHN JENKINS

## 13

MIKE IUZZOLINO\*  
MARTIN MÜÜRSEPP\*  
STEVE NASH  
DOUG CHRISTIE  
MAURICE AGER  
MATT CARROLL  
COREY BREWER  
DELONTE WEST  
MIKE JAMES

## 13

JOSH MCROBERTS  
JALEN BRUNSON

## 14

KELVIN RANSEY  
DALE ELLIS  
ROBERT PACK  
EDUARDO NAJERA  
JAMEER NELSON  
DEANDRE LIGGINS

## 15

BRAD DAVIS#

## 16

WANG ZHIZHI  
PEJA STOJAKOVIC

## 17

OLIVER MACK  
ANTOINE RIGAUDEAU  
CHRIS DOUGLAS-ROBERTS  
JEFF WITHEY

## 18

HOT ROD WILLIAMS

## 19

TONY CAMPBELL  
JARROD UTHOFF

## 20

GEOFF HUSTON  
BILL GARNETT  
MORLON WILEY  
TRACY MOORE  
ERICK STRICKLAND  
NICK FAZEKAS  
JAMAAL MAGLOIRE  
DOMINIQUE JONES  
DEVIN HARRIS\*  
A.J. HAMMONS  
DOUG MCDERMOTT

## 21

CHAD KINCH  
ROGER PHEGLEY  
DENNIS NUTT  
JIM FARMER  
ANTHONY JONES  
FAT LEVER  
GEORGE MCCLLOUD  
SHAWN RESPERT  
GREG BUCKNER  
ADAM HARRINGTON  
DANNY FORTSON

**21**

DAN DICKAU  
POPS MENSAH-BONSU  
ANTOINE WRIGHT  
STEVE NOVAK  
WAYNE ELLINGTON  
JEREMY EVANS  
JALEN JONES

**22**

ROLANDO BLACKMAN#

**23**

ALLAN BRISTOW  
BILL WENNINGTON  
BRIAN QUINNETT  
STEPHEN BARDO  
TIM LEGLER  
CEDRIC CEBALLOS  
TRENTON HASSELL  
ANTHONY MORROW  
WESLEY MATTHEWS  
TREY BURKE

**24**

MARK AGUIRRE  
JIM JACKSON  
HUBERT DAVIS  
PAVEL PODKOLZIN  
RICHARD JEFFERSON

**25**

TOM LAGARDE  
CORNLY THOMPSON  
CHRIS GATLING  
ERICK DAMPIER  
VINCE CARTER  
CHANDLER PARSONS

**26**

RAY SPALDING

**27**

ZAZA PACHULIA

**28**

DJ MBENGA  
IAN MAHINMI

**30**

DEXTER CAMBRIDGE  
LUCIOUS HARRIS  
MARK STRICKLAND\*  
MALIK ALLEN  
DAHNTAY JONES  
SETH CURRY

**31**

RICHARD WASHINGTON  
JAY VINCENT  
JOAO VIANNA  
WALTER PALMER  
MARTIN MÜÜRSEPP\*  
ED O'BANNON  
BILL CURLEY  
NICK VAN EXEL  
JASON TERRY

**32**

DARRELL ALLUMS  
HOWARD CARTER  
DETLEF SCHREMPF  
HERB WILLIAMS  
JAMAL MASHBURN  
CHRISTIAN LAETTNER  
BRANDON BASS  
SEAN WILLIAMS  
O.J. MAYO  
SCOTTY HOPSON  
JAMEEL WARNEY

**33**

JIM SPANARKEL\*  
ELSTON TURNER  
UWE BLAB  
RANDY WHITE\*  
JASON SASSER  
STACEY KING  
GARY TRENT  
ANTAWN JAMISON  
JOSH POWELL  
JAMES SINGLETON  
BRENDAN HAYWOOD  
GAL MEKEL

**34**

AUSTIN CARR  
JIM SPANARKEL\*  
HOWARD WRIGHT  
DOUG SMITH  
MAMADOU N'DIAYE  
BRANDAN WRIGHT  
DEVIN HARRIS\*

**35**

DONALD HODGE  
BUBBA WELLS  
LOY VAUGHT  
BRIAN CARDINAL  
CHRIS KAMAN

**37**

KOSTAS ANTETOKOUNMPO

**40**

KURT NIMPHIUS  
JAMES DONALDSON  
WALTER BOND  
GREG DREILING\*  
LOREN MEYER  
KURT THOMAS  
BRUNO SUNDOV  
DEVEAN GEORGE  
HARRISON BARNES

**41**

SAM PERKINS\*  
TERRY TYLER  
BRIAN HOWARD  
DIRK NOWITZKI

**42**

TERRY DUEROD  
PAT CUMMINGS  
ROY TARPLEY  
EVAN ESCHMEYER  
SCOTT WILLIAMS  
JERRY STACKHOUSE  
ELTON BRAND  
DAVID LEE  
BEN BENTIL  
MAXI KLEBER

**43**

MONTI DAVIS  
STAN PIETKIEWICZ  
WAYNE COOPER  
HAROLD KEELING  
TERRY DAVIS  
RANDELL JACKSON  
WALT WILLIAMS  
KRIS HUMPHRIES

**44**

SCOTT LLOYD  
SAM PERKINS\*  
RADISAV CURCIC  
LORENZO WILLIAMS  
FRED ROBERTS  
SHAWN BRADLEY  
ADRIAN GRIFFIN\*  
AUSTIN CROSHERE  
ANTONIUS CLEVELAND  
JUSTIN JACKSON

**45**

MARTY BYRNES  
MARK WEST  
SEAN ROOKS  
A.C. GREEN  
RAEF LAFRENTZ  
KEVIN WILLIS  
DEJUAN BLAIR  
RYAN BROEKHOFF

**50**

JIM GRANDHOLM  
DARREN MORNINGSTAR  
REGGIE SLATER  
GREG DREILING\*  
ERIC RILEY  
ALAN HENDERSON  
SALAH MEJRI

**51**

ADRIAN CALDWELL

**52**

RALPH DROLLINGER  
CHARLIE SITTON  
RANDY WHITE\*  
SAMAKI WALKER  
CALVIN BOOTH  
EDDY CURRY

**53**

CLARENCE KEA

**54**

BILL ROBINZINE  
JEROME WHITEHEAD  
POPEYE JONES  
OBINNA EKEZIE

**55**

WALLACE BRYANT  
JOHN SHASKY  
MIKE IUZZOLINO\*  
JUWAN HOWARD  
BERNARD JAMES\*  
PIERRE JACKSON

**70**

DENNIS RODMAN

**77**

LUKA DONČIĆ

**90**

DREW GOODEN

**92**

DESHAWN STEVENSON

\*PLAYERS WHO CHANGED THEIR JERSEY NUMBER  
#RETIRED NUMBER



# COLLEGIATE BREAKDOWN

ALABAMA .....	1
ARKANSAS .....	2
ARKANSAS-LITTLE ROCK ..	2
ARIZONA .....	4
ARIZONA STATE .....	4
AUBURN .....	4
AUGSBURG (MINN.) .....	1
AUSTIN-PEAY .....	2
BAYLOR .....	3
BOSTON COLLEGE .....	3
BRADLEY .....	1
BRIGHAM YOUNG .....	3
CALIFORNIA .....	1
CAL-IRVINE .....	1
CAL STATE-FULLERTON .....	2
CENTRAL MICHIGAN .....	1
CHARLOTTE .....	1
CHRISTOPHER NEWPORT (VA.)	1
CINCINNATI .....	3
CLEMSON .....	1
COLLEGE OF CHARLESTON	1
COLORADO STATE .....	1
CONNECTICUT .....	4
CREIGHTON .....	1
DARTMOUTH .....	1
DAYTON .....	1
DEPAUL .....	2
DETROIT .....	2
DUKE .....	8
DUQUESNE .....	1
EAST CAROLINA .....	1
FAYETTEVILLE STATE .....	1
FLORIDA .....	6
FLORIDA INTERNATIONAL ..	1
FLORIDA STATE .....	4
FRESNO STATE .....	2
GEORGE WASHINGTON ...	1
GEORGETOWN .....	1
GEORGIA TECH .....	3
GONZAGA .....	1
HOUSTON .....	1
ILLINOIS .....	3
INDIANA .....	4
IOWA .....	1
IOWA STATE .....	1
KANSAS .....	5
KANSAS STATE .....	1
KENTUCKY .....	9
LAMAR .....	2
LASALLE .....	1
LONG BEACH STATE .....	2

LOUISIANA STATE .....	2
LOUISIANA TECH .....	1
LOUISVILLE .....	3
MARQUETTE .....	4
MARYLAND .....	3
MEMPHIS .....	2
MIAMI (FLA.) .....	1
MICHIGAN .....	7
MICHIGAN STATE .....	5
MINNESOTA .....	3
MISSISSIPPI .....	1
MISSISSIPPI STATE .....	1
MISSOURI .....	1
MISSOURI-KANSAS CITY ..	1
MOREHEAD STATE (KY.) ...	1
MURRAY STATE .....	2
NEBRASKA .....	2
NEVADA-LAS VEGAS .....	3
NEVADA-RENO .....	3
NEW ORLEANS .....	1
NEW MEXICO STATE .....	1
NORTH CAROLINA .....	15
NORTH CAROLINA STATE ..	4
NORTHEASTERN .....	1
NORTHWESTERN .....	1
NOTRE DAME .....	5
OAKLAND (MICH.) .....	1
OHIO .....	1
OHIO STATE .....	4
OKLAHOMA .....	2
OLD DOMINION .....	2
OREGON STATE .....	3
PENN STATE .....	1
PEPPERDINE .....	1
PITTSBURGH .....	2
PROVIDENCE .....	4
PURDUE .....	2
RHODE ISLAND .....	2
RICHMOND .....	1
ST. FRANCIS (PA.) .....	1
ST. JOHN'S .....	1
ST. JOSEPH'S .....	2
SAN FRANCISCO .....	2
SAN JOSE STATE .....	1
SANTA CLARA .....	2
SETON HALL .....	3
SOUTH CAROLINA .....	2
SOUTH FLORIDA .....	2
SE MISSOURI STATE .....	1
SE OKLAHOMA STATE .....	1
SOUTHERN .....	1

SOUTHERN CALIFORNIA ...	1
SOUTHERN METHODIST ...	1
STANFORD .....	2
STETSON .....	1
STONY BROOK .....	1
SYRACUSE .....	1
TEMPLE .....	3
TENNESSEE .....	2
TENNESSEE STATE .....	1
TEXAS .....	1
TCU .....	2
TEXAS A&M .....	3
TEXAS-EL PASO .....	1
TEXAS TECH .....	2
THOMAS MORE .....	1
TULANE .....	1
TULSA .....	1
UCLA .....	7
USC .....	2
UTAH .....	3
VALPARAISO .....	1
VANDERBILT .....	1
VILLANOVA .....	3
VIRGINIA .....	1
VIRGINIA TECH .....	1
VIRGINIA UNION .....	1
WAKE FOREST .....	2
WASHINGTON .....	2
WASHINGTON STATE .....	2
WESTERN KENTUCKY .....	2
WISCONSIN .....	2
WISCONSIN-PARKSIDE .....	1
WYOMING .....	2

JOÃO VIANNA (BRAZIL), RADISAV CURCIC (SERBIA), MARTIN MÜÜRSEPP (ESTONIA), SASHA DANILOVIC (SERBIA), DIRK NOWITZKI (GERMANY), BRUNO SUNDOV (CROATIA), CHRIS ANSTEY (AUSTRALIA), WANG ZHIZHI (CHINA), ANTOINE RIGAUDEAU (FRANCE), DJ MBENGA (CONGO), PAVEL PODKOLZIN (RUSSIA), DESAGANA DIOP (OAK HILL ACADEMY HS), GERALD GREEN (GULF SHORES ACADEMY), DESHAWN STEVENSON (WASHINGTON UNION HS), RODRIGUE BEAUBOIS (GUADELOUPE), IAN MAHINMI (FRANCE), TYSON CHANDLER (DOMINGUEZ HS), ALEXIS AJINCA (FRANCE), SASHA PAVLOVIC (SERBIA), PEJA STOJAKOVIC (SERBIA), YI JIANLIAN (CHINA), EDDY CURRY (THORNWOOD HS), MONTA ELLIS (LANIER HS), JOSE CALDERON (SPAIN), AMAR'E STOUDEMIRE (CYPRESS CREEK HS), ZAZA PACHULIA (REPUBLIC OF GEORGIA), SALAH MEJRI (TUNISIA), NICOLAS BRUSSINO (ARGENTINA), MAXI KLEBER (GERMANY), LUKA DONČIĆ (SLOVENIA) AND KRISTAPS PORZINGIS (LATVIA) NEVER PLAYED COLLEGE BASKETBALL.

UPDATED THROUGH THE END OF THE 2018-19 SEASON











**2017–18**

Coach Rick Carlisle (24-58, Fourth)

No.	Player	G	Ppg
1	Dennis Smith Jr.	69	15.2
3	Nerlens Noel	30	4.4
5	Jose Juan Barea	69	11.6
6	Johnathan Motley	11	8.7
7	Dwight Powell	79	8.5
8	Gian Clavell	7	2.9
8	Kyle Collinsworth	32	3.2
9	Aaron Harrison	9	6.7
10	Dorian Finney-Smith	21	5.9
11	Yogi Ferrell	82	10.2
13	Josh McRoberts	2	0.0
17	Jeff Withey	10	1.5
20	Doug McDermott	26	9.0
21	Jalen Jones	12	5.8
23	Wesley Matthews	63	12.7
30	Seth Curry	0	-
32	Scotty Hopson	1	1.0
32	Jameel Warney	3	5.7
34	Devin Harris	44	8.5
40	Harrison Barnes	77	18.9
41	Dirk Nowitzki	77	12.0
42	Maxi Kleber	72	5.4
44	Antionius Cleveland	13	0.8
50	Salah Mejri	61	3.5

**2018–19**

Coach Rick Carlisle (33-49, Tied Third)

No.	Player	G	Ppg
1	Dennis Smith Jr.	32	12.9
1	Courtney Lee	22	3.6
3	Daryl Macon	8	3.6
5	Jose Juan Barea	38	10.9
6	DeAndre Jordan	50	11.0
6	Kristaps Porzingis	0	-
7	Dwight Powell	77	10.6
10	Dorian Finney-Smith	81	7.5
11	Tim Hardaway Jr.	19	15.5
13	Jalen Brunson	73	9.3
23	Wesley Matthews	44	13.1
23	Trey Burke	25	9.7
26	Ray Spalding	1	0.0
34	Devin Harris	68	6.3
37	Kostas Antetokounmpo	2	1.0
40	Harrison Barnes	49	17.7
41	Dirk Nowitzki	51	7.3
42	Maxi Kleber	71	6.8
44	Justin Jackson	29	8.2
45	Ryan Broekhoff	42	4.0
50	Salah Mejri	36	3.9
77	Luka Dončić	72	21.2



**AJINCA, ALEXIS #8**

7-2 CENTER • BORN 5/6/88 • ACQUIRED FROM CHARLOTTE, ALONG WITH TYSON CHANDLER, IN EXCHANGE FOR ERICK DAMPIER, MATT CARROLL, EDUARDO NAJERA AND CASH ON 7/13/10 • TRADED, ALONG WITH A SECOND-ROUND PICK AND CASH, TO TORONTO FOR THE RIGHTS TO GEORGIOS PRINTEZIS

YEAR	GP-GS	MIN	AVG	FGM-FGA	PCT	FTM-FTA	PCT	- REBOUNDS -			AVG	AST	PF-D	STL	TO	BLK	PTS	AVG	HI
								OFF	DEF	TOT									
10-11	10-2	75	7.5	12-32	.375	2-3	.667	5	12	17	1.7	2	13-0	3	1	5	29	2.9	7

Three-point FG: 3-7 (.429)

**AKOGNON, JOSH #10**

5-10 GUARD • CAL STATE FULLERTON • BORN 2/10/86 • SIGNED TO A10-DAY CONTRACT ON 4/3/13 • FREE AGENT SIGNEE 4/13/13 • WAIVED 7/22/13

YEAR	GP-GS	MIN	AVG	FGM-FGA	PCT	FTM-FTA	PCT	- REBOUNDS -			AVG	AST	PF-D	STL	TO	BLK	PTS	AVG	HI
								OFF	DEF	TOT									
12-13	3-0	9	3.0	2-4	.500	0-0	---	0	1	1	0.3	1	3-0	0	0	0	5	1.7	3

Three-point FG: 1-2 (.500)

**ALEXANDER, COURTNEY #8**

6-6 GUARD • FRESNO STATE '00 • BORN 4/27/77 • ACQUIRED FROM ORLANDO FOR DALLAS' 2001 FIRST-ROUND DRAFT PICK AND CASH 6/28/00 • TRADED WITH CHRISTIAN LAETTNER, LOY VAUGHT, HUBERT DAVIS, ETAN THOMAS AND CASH FOR JUWAN HOWARD, CALVIN BOOTH AND OBINNA EKEZIE 2/22/01

YEAR	GP-GS	MIN	AVG	FGM-FGA	PCT	FTM-FTA	PCT	- REBOUNDS -			AVG	AST	PF-D	STL	TO	BLK	PTS	AVG	HI
								OFF	DEF	TOT									
00-01	38-6	472	12.4	62-178	.348	33-45	.733	20	43	63	1.7	21	76-1	16	21	3	160	4.2	20

Three-point FG: 3-10 (.300)

**ALLEN, MALIK #30**

6-9 FORWARD/CENTER • VILLANOVA '00 • BORN 6/27/78 • ACQUIRED WITH JASON KIDD AND ANTOINE WRIGHT FROM NEW JERSEY FOR DEVIN HARRIS, DESAGANA DIOP, TRENTON HASSELL, MAURICE AGER, KEITH VAN HORN, TWO FIRST-ROUND PICKS 2/19/08 • COMPLETED CONTRACT 5/08

YEAR	GP-GS	MIN	AVG	FGM-FGA	PCT	FTM-FTA	PCT	- REBOUNDS -			AVG	AST	PF-D	STL	TO	BLK	PTS	AVG	HI
								OFF	DEF	TOT									
07-08	25-4	335	13.4	33-66	.500	11-12	.917	24	44	68	2.8	15	60-1	4	13	10	77	3.1	12

Three-point FG: None Attempted.

YEAR	GP-GS	MIN	AVG	FGM-FGA	PCT	FTM-FTA	PCT	NBA PLAYOFF STATISTICS			AVG	AST	PF-D	STL	TO	BLK	PTS	AVG	HI
								OFF	DEF	TOT									
07-08	3-0	18	6.0	0-1	.000	0-0	---	0	0	0	0.0	0	4-0	0	0	0	0.0	--	

Three-point FG: None Attempted.

**ALLUMS, DARRELL #32**

6-9 FORWARD/CENTER • D-1980 5TH RND (103RD OVERALL) • UCLA '80 • BORN 9/12/58 • WAIVED 1/21/80

YEAR	GP-GS	MIN	AVG	FGM-FGA	PCT	FTM-FTA	PCT	- REBOUNDS -			AVG	AST	PF-D	STL	TO	BLK	PTS	AVG	HI
								OFF	DEF	TOT									
80-81	22-3	276	12.5	23-67	.343	13-22	.591	19	46	65	3.0	25	51-2	5	23	8	59	2.7	11

Three-point FG: 0-1 (.000)







### AZUBUIKE, KELENNNA #4

6-5 GUARD/FORWARD • KENTUCKY • BORN 12/16/83 • FREE AGENT SIGNEE 3/23/12 • TRADED TO CLEVELAND WITH THE DRAFT RIGHTS TO TYLER ZELLER (17TH OVERALL PICK) IN EXCHANGE FOR THE DRAFT RIGHTS TO JARED CUNNINGHAM (24TH OVERALL PICK), BERNARD JAMES (33RD OVERALL SELECTION) AND JAE CROWDER (34TH OVERALL PICK) 6/28/12

YEAR	GP-GS	MIN	AVG	FGM-FGA	PCT	FTM-FTA	PCT	- REBOUNDS -			AVG	AST	PF-D	STL	TO	BLK	PTS	AVG	HI
								OFF	DEF	TOT									
11-12	3-0	18	2.3	3-8	.375	0-0	---	0	0	0	0.0	0	1-0	1	4	0	7	2.3	7

Three-point FG: 1-3 (.333)

#### NBA PLAYOFF STATISTICS

YEAR	GP-GS	MIN	AVG	FGM-FGA	PCT	FTM-FTA	PCT	- REBOUNDS -			AVG	AST	PF-D	STL	TO	BLK	PTS	AVG	HI
								OFF	DEF	TOT									
11-12	1-0	5	3.0	1-3	.333	0-0	---	1	0	1	1.0	0	0-0	1	1	0	3	3.0	3

Three-point FG: 1-1 (1.000)

### BARDO, STEPHEN #23

6-5 GUARD • ILLINOIS '90 • BORN 4/5/68 • FREE AGENT SIGNEE 10/7/92 • WAIVED 1/6/93

YEAR	GP-GS	MIN	AVG	FGM-FGA	PCT	FTM-FTA	PCT	- REBOUNDS -			AVG	AST	PF-D	STL	TO	BLK	PTS	AVG	HI
								OFF	DEF	TOT									
92-93	23-0	175	7.6	19-62	.306	12-17	.706	10	27	37	1.6	29	28-0	8	17	3	51	2.2	6

Three-point FG: 1-6 (.167)

### BARNES, HARRISON #40

6-8 FORWARD • NORTH CAROLINA • BORN 7/6/90 • FREE AGENT SIGNEE 7/8/16 • TRADED TO SACRAMENTO IN EXCHANGE FOR JUSTIN JACKSON AND ZACH RANDOLPH 2/7/19

YEAR	GP-GS	MIN	AVG	FGM-FGA	PCT	FTM-FTA	PCT	- REBOUNDS -			AVG	AST	PF-D	STL	TO	BLK	PTS	AVG	HI
								OFF	DEF	TOT									
16-17	79-79	2804	35.5	599-1280	.468	242-281	.861	93	301	394	5.0	116	128-0	65	102	15	1518	19.2	34
17-18	77-77	2635	34.2	537-1208	.445	259-313	.827	77	391	468	6.1	152	94-0	49	118	14	1452	18.9	31
18-19	49-49	1584	32.3	290-717	.404	165-198	.833	36	171	207	4.2	62	79-0	33	68	11	866	17.7	30
TOT	205-205	7021	34.2	1426-3205	.445	666-792	.841	206	863	1069	5.2	330	301-0	147	288	40	3836	18.7	34

Three-point FG: '16-17, 78-222 (.351); '17-18, 119-333 (.357); '18-19, 121-311 (.389). Total, 318-866 (.367)

### BEAUBOIS, RODRIGUE #3

6-2 GUARD • GUADELOUPE • BORN 2/24/88 • ACQUIRED WITH A SECOND-ROUND PICK FROM OKLAHOMA CITY IN EXCHANGE FOR B.J. MULLENS • COMPLETED CONTRACT 6/30/13

YEAR	GP-GS	MIN	AVG	FGM-FGA	PCT	FTM-FTA	PCT	- REBOUNDS -			AVG	AST	PF-D	STL	TO	BLK	PTS	AVG	HI
								OFF	DEF	TOT									
09-10	56-16	702	12.5	155-299	.518	42-52	.808	12	66	78	1.4	74	84-1	29	54	12	397	7.1	40
10-11	28-26	498	17.8	94-223	.422	23-30	.767	7	45	52	1.9	64	76-0	20	47	8	236	8.4	18
11-12	53-12	1152	21.7	188-445	.422	58-69	.841	19	132	151	2.8	152	98-0	56	70	28	472	8.9	25
12-13	45-0	553	12.3	65-176	.369	30-38	.789	9	48	57	1.3	84	54-0	19	33	4	181	4.0	19
TOT	182-54	2905	16.0	502-1143	.439	153-189	.810	47	291	338	1.9	374	312-1	124	204	52	1286	7.1	40

Three-point FG: '09-10, 45-110 (.409); '10-11, 25-83 (.301); '11-12, 38-132 (.288); '12-13, 21-72 (.292). Total, 129-397 (.325)

#### NBA PLAYOFF STATISTICS

YEAR	GP-GS	MIN	AVG	FGM-FGA	PCT	FTM-FTA	PCT	- REBOUNDS -			AVG	AST	PF-D	STL	TO	BLK	PTS	AVG	HI
								OFF	DEF	TOT									
09-10	4-0	31	7.8	9-19	.474	1-3	.333	2	4	6	1.5	4	5-0	0	3	0	21	5.3	16
11-12	2-0	12	6.0	0-2	.000	0-0	---	0	1	1	0.5	2	1-0	0	1	0	0	0.0	0
TOT	6-0	43	7.2	9-21	.429	1-3	.333	2	5	7	1.2	6	6-0	0	4	0	21	3.5	16

Three-point FG: 2010, 2-6 (.474); 2012, 0-1 (.000). Total, 2-7 (.286)

### BELL, CHARLIE #3

6-3 GUARD • MICHIGAN STATE '01 • BORN 3/12/79 • FREE AGENT SIGNEE 1/12/02 • WAIVED 2/21/02

YEAR	GP-GS	MIN	AVG	FGM-FGA	PCT	FTM-FTA	PCT	- REBOUNDS -			AVG	AST	PF-D	STL	TO	BLK	PTS	AVG	HI
								OFF	DEF	TOT									
01-02	2-0	2	1.0	0-0	.000	0-0	.000	0	1	1	0.5	0	0-0	0	0	0	0.0	0	

Three-point FG: None Attempted.

**BELL, RAJA #11**

6-5 GUARD • FLORIDA INTERNATIONAL '99 • BORN 9/19/76 • FREE AGENT SIGNEE 10/1/02 • COMPLETED CONTRACT 6/30/03

YEAR	GP-GS	MIN	AVG	FGM-FGA	PCT	FTM-FTA	PCT	- REBOUNDS -			AVG	AST	PF-D	STL	TO	BLK	PTS	AVG	HI
								OFF	DEF	TOT									
02-03	75-32	1173	15.6	93-211	.411	23-34	.676	47	98	145	1.9	57	134-1	52	43	8	230	3.1	13

Three-point FG: 3-10 (.300)

## NBA PLAYOFF STATISTICS

YEAR	GP-GS	MIN	AVG	FGM-FGA	PCT	FTM-FTA	PCT	OFF	DEF	TOT	AVG	AST	PF-D	STL	TO	BLK	PTS	AVG	HI
02-03	17-7	305	17.9	40-73	.548	11-20	.550	13	38	51	3.0	27	41-0	5	6	0	97	5.7	16

Three-point FG: 6-13 (.462)

**BENTIL, BEN #42**

6-9 FORWARD • PROVIDENCE • BORN 3/25/95 • SIGNED TO A 10-DAY CONTRACT 2/26/17 • COMPLETED 10-DAY CONTRACT 3/7/17

YEAR	GP-GS	MIN	AVG	FGM-FGA	PCT	FTM-FTA	PCT	- REBOUNDS -			AVG	AST	PF-D	STL	TO	BLK	PTS	AVG	HI
								OFF	DEF	TOT									
16-17	3-0	10	3.3	0-3	.000	0-0	—	0	2	2	0.7	0	1-0	0	1	0	0	0.0	0

Three-point FG: 0-1 (.000)

**BEST, TRAVIS #3**

5-11 GUARD • GEORGIA TECH '95 • BORN 7/12/72 • FREE AGENT SIGNEE 8/22/03 • COMPLETED CONTRACT 5/1/04

YEAR	GP-GS	MIN	AVG	FGM-FGA	PCT	FTM-FTA	PCT	- REBOUNDS -			AVG	AST	PF-D	STL	TO	BLK	PTS	AVG	HI
								OFF	DEF	TOT									
03-04	61-1	762	12.5	64-172	.372	40-46	.870	17	51	68	1.1	112	66-0	31	33	4	171	2.8	13

Three-point FG: 3-20 (.150)

**BLAB, UWE #33**

7-1 CENTER • D-1985 1ST RND (17TH OVERALL) • INDIANA '85 • BORN 3/26/62 • COMPLETED CONTRACT 4/89

YEAR	GP-GS	MIN	AVG	FGM-FGA	PCT	FTM-FTA	PCT	- REBOUNDS -			AVG	AST	PF-D	STL	TO	BLK	PTS	AVG	HI
								OFF	DEF	TOT									
85-86	48-0	409	8.5	44-94	.468	36-67	.537	25	66	91	1.9	17	65-0	3	28	12	124	2.6	14
86-87	30-0	160	5.3	20-51	.392	13-28	.464	11	25	36	1.2	13	33-0	4	15	9	53	1.8	7
87-88	73-1	658	9.0	58-132	.439	46-65	.708	52	82	134	1.8	35	108-1	8	49	29	162	2.2	12
88-89	37-0	208	5.6	24-52	.462	20-25	.800	11	33	44	1.2	12	36-0	3	14	13	68	1.8	10
TOT	188-1	1435	7.6	146-329	.444	115-185	.622	99	206	305	1.6	77	242-1	18	106	63	407	2.2	14

Three-point FG: None Attempted.

## NBA PLAYOFF STATISTICS

YEAR	GP-GS	MIN	AVG	FGM-FGA	PCT	FTM-FTA	PCT	OFF	DEF	TOT	AVG	AST	PF-D	STL	TO	BLK	PTS	AVG	HI
85-86	1-0	6	6.0	2-3	.667	0-0	—	0	1	1	1.0	0	1-0	0	0	0	4	4.0	4
86-87	1-0	10	10.0	1-1	1.000	1-4	.250	1	2	3	3.0	0	4-0	1	2	1	3	3.0	3
87-88	3-0	8	2.7	0-2	.000	2-2	1.000	1	0	1	0.3	1	1-0	0	1	0	2	0.7	2
TOT	5-0	24	4.8	3-6	.500	3-6	.500	2	3	5	1.0	1	6-0	1	3	1	9	1.8	4

Three-point FG: None Attempted.



BLACKMAN, ROLANDO #22

6-6 GUARD • D-1981 1ST RND (9TH OVERALL) • KANSAS STATE '81 • BORN 2/26/59 • TRADED TO NEW YORK FOR 1995 FIRST-ROUND CHOICE 6/24/92

Table with columns: YEAR, GP-GS, MIN, AVG, FGM-FGA, PCT, FTM-FTA, PCT, OFF, DEF, TOT, AVG, AST, PF-D, STL, TO, BLK, PTS, AVG, HI

Three-point FG: '81-82, 1-4 (.250); '82-83, 3-15 (.200); '83-84, 1-11 (.091); '84-85, 6-20 (.300); '85-86, 4-29 (.138); '86-87, 5-15 (.333); '87-88, 0-5 (.000); '88-89, 30-85 (.353); '89-90, 13-43 (.302); '90-91, 40-114 (.351); '91-92, 65-169 (.385). Total, 168-510 (.329)

NBA PLAYOFF STATISTICS

Table with columns: YEAR, GP-GS, MIN, AVG, FGM-FGA, PCT, FTM-FTA, PCT, OFF, DEF, TOT, AVG, AST, PF-D, STL, TO, BLK, PTS, AVG, HI

Three-point FG: '83-84, 0-0 (.000); '84-85, 1-2 (.500); '85-86, 0-1 (.000); '86-87, 0-1 (.000); '87-88, 0-3 (.000); '89-90, 2-5 (.400); Total, 3-12 (.250)

NBA ALL-STAR STATISTICS

Table with columns: YEAR, SITE, GP-GS, MIN, FGM-FGA, PCT, FTM-FTA, PCT, OFF, DEF, TOT, AST, PF-D, STL, TO, BLK, PTS, AVG, HI

Three-point FG: None Attempted.

BLAIR, DEJUAN #45

6-7 CENTER/FORWARD • PITTSBURGH • BORN 4/22/89 • FREE AGENT SIGNEE 8/7/13 • TRADED TO WASHINGTON AS PART OF A SIGN-AND-TRADE DEAL IN EXCHANGE FOR THE RIGHTS TO EMIR PRELDZIC 7/16/14

Table with columns: YEAR, GP-GS, MIN, AVG, FGM-FGA, PCT, FTM-FTA, PCT, OFF, DEF, TOT, AVG, AST, PF-D, STL, TO, BLK, PTS, AVG, HI

THREE-POINT FG: 0-2 (.000)

NBA PLAYOFF STATISTICS

Table with columns: YEAR, GP-GS, MIN, AVG, FGM-FGA, PCT, FTM-FTA, PCT, OFF, DEF, TOT, AVG, AST, PF-D, STL, TO, BLK, PTS, AVG, HI

Three-point FG: None Attempted.

BOGUT, ANDREW #6

7-0 CENTER • UTAH • BORN 11/28/84 • ACQUIRED WITH A FUTURE SECOND-ROUND PICK FROM GOLDEN STATE FOR A FUTURE CONDITIONAL SECOND-ROUND PICK 7/7/16 • TRADED WITH JUSTIN ANDERSON AND A 2017 PROTECTED FIRST-ROUND PICK TO PHILADELPHIA FOR NERLENS NOEL 2/23/17

Table with columns: YEAR, GP-GS, MIN, AVG, FGM-FGA, PCT, FTM-FTA, PCT, OFF, DEF, TOT, AVG, AST, PF-D, STL, TO, BLK, PTS, AVG, HI

Three-point FG: 0-1 (.000)

BOND, WALTER #40

6-5 GUARD • MINNESOTA '91 • BORN 2/1/69 • FREE AGENT SIGNEE 10/7/92 • COMPLETED CONTRACT 4/93

Table with columns: YEAR, GP-GS, MIN, AVG, FGM-FGA, PCT, FTM-FTA, PCT, OFF, DEF, TOT, AVG, AST, PF-D, STL, TO, BLK, PTS, AVG, HI

Three-point FG: 7-42 (.167)



### BOOTH, CALVIN #52

6-11 CENTER • PENN STATE '99 • BORN 5/7/76 • ACQUIRED FROM WASHINGTON WITH JUWAN HOWARD AND OBINNA EKEZIE FOR CHRISTIAN LAETTNER, LOY VAUGHT, ETAN THOMAS, HUBERT DAVIS, COURTNEY ALEXANDER AND CASH 2/22/01 • CONTRACT COMPLETE 5/01 • ACQUIRED FROM SEATTLE FOR DANNY FORTSON 7/26/04 • TRADED TO MILWAUKEE WITH ALAN HENDERSON FOR KEITH VAN HORN 2/24/05

YEAR	GP-GS	MIN	AVG	FGM-FGA	PCT	FTM-FTA	- REBOUNDS -					PF-D	STL	TO	BLK	PTS	AVG	HI	
							PCT	OFF	DEF	TOT	AVG								
00-01	15-7	293	19.5	46-84	.548	20-33	.606	24	48	72	4.8	19	55-0	12	17	30	112	7.5	12
04-05	34-1	262	7.7	34-79	.430	14-16	.875	16	42	58	1.7	4	55-0	11	8	16	82	2.4	10
TOT	49-8	555	11.3	80-163	.491	34-49	.694	40	130	130	2.7	23	110-0	23	25	46	194	4.0	12

THREE-POINT FG: '00-01, NONE ATTEMPTED; '04-05, 0-1 (.000). TOTAL, 0-1 (.000)

YEAR	GP-GS	MIN	AVG	FGM-FGA	PCT	FTM-FTA	NBA PLAYOFF STATISTICS					PF-D	STL	TO	BLK	PTS	AVG	HI	
							PCT	OFF	DEF	TOT	AVG								
2001	10-0	137	13.7	15-37	.405	8-9	.889	16	12	28	2.8	2	29-0	7	4	6	38	3.8	16

Three-point FG: None Attempted.

### BOYNES, WINFORD #6

6-7 GUARD • DISPERSAL CHOICE FROM NEW JERSEY • SAN FRANCISCO '79 • BORN 5/17/57 • WAIVED 2/19/81

YEAR	GP-GS	MIN	AVG	FGM-FGA	PCT	FTM-FTA	- REBOUNDS -					PF-D	STL	TO	BLK	PTS	AVG	HI	
							PCT	OFF	DEF	TOT	AVG								
80-81	44-17	757	17.2	121-313	.387	45-55	.818	24	51	75	1.7	37	79-1	23	69	16	287	6.5	22

Three-point FG: None Attempted.

### BRADLEY, SHAWN #44

7-6 CENTER • BRIGHAM YOUNG '95 • BORN 3/22/72 • ACQUIRED FROM NEW JERSEY WITH ED O'BANNON, ROBERT PACK AND KHALID REEVES FOR SAM CASSELL, CHRIS GATLING, JIM JACKSON, GEORGE MCCLOUD AND ERIC MONTROSS 2/17/97 • WAIVED 9/18/05

YEAR	GP-GS	MIN	AVG	FGM-FGA	PCT	FTM-FTA	- REBOUNDS -					PF-D	STL	TO	BLK	PTS	AVG	HI	
							PCT	OFF	DEF	TOT	AVG								
96-97	33-32	1060	32.1	207-449	.461	68-106	.642	103	183	286	8.7	32	115-3	17	70	88	482	14.6	32
97-98	64-46	1822	28.5	300-711	.422	130-180	.722	164	354	518	8.1	60	214-9	51	96	214	731	11.4	26
98-99	49-33	1294	26.4	167-348	.480	86-115	.748	130	262	392	8.0	40	153-2	35	56	159	420	8.6	20
99-00	77-54	1901	24.7	266-555	.479	114-149	.765	160	337	497	6.5	60	260-7	71	74	190	647	8.4	26
00-01	82-35	2001	24.4	219-447	.490	140-178	.787	160	448	608	7.4	38	256-6	36	88	228	579	7.1	22
01-02	53-16	757	14.3	78-163	.479	59-64	.922	53	123	176	3.3	20	128-3	28	25	64	215	4.1	15
02-03	81-39	1731	21.4	201-375	.536	141-175	.806	151	325	476	5.9	54	242-5	65	67	170	543	6.7	16
03-04	66-5	773	11.7	89-188	.473	41-49	.837	72	101	173	2.6	20	130-1	33	17	74	219	3.3	13
04-05	77-14	882	11.5	84-186	.452	43-63	.683	70	144	214	2.8	15	153-1	25	33	63	211	2.7	15
TOT	582-274	12221	21.0	1611-3422	.471	822-1079	.762	1063	2277	3340	5.7	339	1651-37	361	526	1250	4047	7.0	32

THREE-POINT FG: '96-97, 0-3 (.000); '97-98, 1-3 (.333); '98-99, 0-4 (.000); '99-00, 1-5 (.200); '00-01, 1-6 (.167); '01-02, 0-1 (.000); '02-03, 0-1 (.000); '03-04, 0-1 (.000). TOTAL, 3-24 (.125)

YEAR	GP-GS	MIN	AVG	FGM-FGA	PCT	FTM-FTA	NBA PLAYOFF STATISTICS					PF-D	STL	TO	BLK	PTS	AVG	HI	
							PCT	OFF	DEF	TOT	AVG								
00-01	10-10	256	25.6	27-51	.529	10-13	.769	24	47	71	7.1	5	37-1	4	10	30	64	6.4	10
01-02	7-0	25	3.6	3-6	.500	0-0	.000	1	4	5	0.7	0	9-0	0	1	1	6	0.9	2
02-03	17-7	246	14.5	20-50	.400	9-12	.750	23	42	65	3.8	5	48-2	3	15	14	49	2.9	7
03-04	2-0	3	1.5	0-0	.000	0-0	.000	0	0	0	0.0	0	1-0	0	0	0	0	0.0	0
04-05	7-0	27	3.9	4-6	.667	1-2	.500	4	2	6	0.9	0	7-0	0	0	2	9	1.3	5
TOT	43-17	557	13.0	54-113	.478	21-27	.778	52	95	147	3.4	10	102-3	7	26	47	128	3.0	10

Three-point FG: '02-03, 0-1 (.000). Total, 0-1 (.000)

### BRAND, ELTON #42

6-9 FORWARD/CENTER • DUKE • BORN 3/11/79 • AWARDED TO DALLAS VIA AMNESTY WAIVER CLAIM 7/13/12 • COMPLETED CONTRACT 6/30/13

YEAR	GP-GS	MIN	AVG	FGM-FGA	PCT	FTM-FTA	- REBOUNDS -					PF-D	STL	TO	BLK	PTS	AVG	HI	
							PCT	OFF	DEF	TOT	AVG								
12-13	72-18	1527	21.2	226-478	.473	66-93	.710	130	300	430	6.0	70	192-0	50	57	90	518	7.2	20

Three-point FG: 0-1 (.000)

**BREWER, COREY #13**

6-9 FORWARD • FLORIDA • BORN 3/5/86 • FREE AGENT SIGNEE 3/3/11 • TRADED TO DENVER ALONG WITH RUDY FERNANDEZ FOR A SECOND-ROUND DRAFT PICK IN 2016 12/13/11

YEAR	GP-GS	MIN	AVG	FGM-FGA	PCT	FTM-FTA	PCT	- REBOUNDS -			AVG	AST	PF-D	STL	TO	BLK	PTS	AVG	HI
								OFF	DEF	TOT									
10-11	13-2	148	11.4	25-51	.490	15-21	.714	12	11	23	1.8	12	25-0	11	10	2	69	5.3	20

Three-point FG: 4-13 (.308)

## NBA PLAYOFF STATISTICS

YEAR	GP-GS	MIN	AVG	FGM-FGA	PCT	FTM-FTA	PCT	OFF	DEF	TOT	AVG	AST	PF-D	STL	TO	BLK	PTS	AVG	HI
2010-11	6-0	23	3.8	4-9	.444	0-0	.000	0	2	2	0.3	1	5-0	4	2	0	9	1.5	5

Three-point FG: 1-3 (.333)

**BRISTOW, ALLAN #23**

6-7 FORWARD • VIRGINIA TECH '73 • BORN 8/23/51 • ACQUIRED FROM UTAH WITH WAYNE COOPER FOR BILL ROBINZINE 8/20/81 • COMPLETED CONTRACT 4/83

YEAR	GP-GS	MIN	AVG	FGM-FGA	PCT	FTM-FTA	PCT	- REBOUNDS -			AVG	AST	PF-D	STL	TO	BLK	PTS	AVG	HI
								OFF	DEF	TOT									
81-82	82-54	2035	24.8	218-499	.437	134-164	.817	119	220	339	5.5	448	222-2	65	165	6	573	7.0	16
82-83	37-0	371	10.0	44-99	.444	10-14	.714	24	35	59	1.9	70	46-0	6	31	1	104	2.8	10

Three-point FG: '81-82, 3-18 (.167); '82-83, 6-13 (.462). Total, 9-31 (.290)

**BROOKS, SCOTT #1**

5-11 GUARD • CAL-IRVINE '87 • BORN 7/31/65 • ACQUIRED FROM HOUSTON FOR MORLON WILEY AND THE MAVERICKS' 1995 SECOND-ROUND DRAFT PICK 2/23/95 • RIGHTS RENOUNCED 7/17/96

YEAR	GP-GS	MIN	AVG	FGM-FGA	PCT	FTM-FTA	PCT	- REBOUNDS -			AVG	AST	PF-D	STL	TO	BLK	PTS	AVG	HI
								OFF	DEF	TOT									
94-95	31-0	622	20.1	91-210	.433	46-58	.793	13	40	53	1.7	94	42-0	26	33	3	245	7.9	21
95-96	69-0	716	10.4	134-293	.457	59-69	.855	11	30	41	0.6	100	53-0	42	43	3	352	5.1	18
TOT	100-0	1338	13.4	225-503	.447	105-127	.827	24	70	94	0.9	194	95-0	68	76	6	597	6.0	21

Three-point FG: '94-95, 17-52 (.327); '95-96, 25-62 (.403). Total, 42-114 (.368)

**BROWN, CHUCKY #6**

6-8 FORWARD • NORTH CAROLINA STATE '89 • BORN 2/29/68 • FREE AGENT SIGNEE 11/11/93 • WAIVED 11/23/93

YEAR	GP-GS	MIN	AVG	FGM-FGA	PCT	FTM-FTA	PCT	- REBOUNDS -			AVG	AST	PF-D	STL	TO	BLK	PTS	AVG	HI
								OFF	DEF	TOT									
93-94	1-0	10	10.0	1-1	1.000	1-1	1.000	0	1	1	1.0	0	2-0	0	0	3	3.0	3	

Three-point FG: None Attempted.

**BRUSSINO, NICOLAS #9**

6-8 GUARD/FORWARD • ARGENTINA • BORN 3/2/93 • FREE AGENT SIGNEE 7/15/16 • WAIVED 7/20/17

YEAR	GP-GS	MIN	AVG	FGM-FGA	PCT	FTM-FTA	PCT	- REBOUNDS -			AVG	AST	PF-D	STL	TO	BLK	PTS	AVG	HI
								OFF	DEF	TOT									
16-17	54-2	521	9.7	52-141	.369	17-22	.773	26	69	95	1.8	47	43-1	17	26	8	150	2.8	15

Three-point FG: 29-95 (.305)

**BRYANT, MARK #2**

6-9 FORWARD • SETON HALL '88 • BORN 4/25/65 • SIGNED AS A FREE AGENT 11/28/00 • COMPLETED CONTRACT 5/01

YEAR	GP-GS	MIN	AVG	FGM-FGA	PCT	FTM-FTA	PCT	- REBOUNDS -			AVG	AST	PF-D	STL	TO	BLK	PTS	AVG	HI
								OFF	DEF	TOT									
00-01	18-1	101	5.6	8-20	.400	3-5	.600	4	17	21	1.2	3	29-1	1	5	2	19	1.1	6

Three-point FG: None Attempted.

## NBA PLAYOFF STATISTICS

YEAR	GP-GS	MIN	AVG	FGM-FGA	PCT	FTM-FTA	PCT	OFF	DEF	TOT	AVG	AST	PF-D	STL	TO	BLK	PTS	AVG	HI
00-01	4-0	34	8.5	1-2	.500	0-0	.000	3	3	6	1.5	0	6-1	1	1	0	2	0.5	2

Three-point FG: None Attempted.





### BYRNES, MARTY #45

6-7 FORWARD • DISPERSAL CHOICE FROM LOS ANGELES LAKERS • SYRACUSE '78 • BORN 4/30/56 • COMPLETED CONTRACT 3/81

YEAR	GP-GS	MIN	AVG	FGM-FGA	PCT	FTM-FTA	PCT	- REBOUNDS -			AVG	AST	PF-D	STL	TO	BLK	PTS	AVG	HI
								OFF	DEF	TOT									
80-81	72-18	1360	18.9	216-451	.479	120-157	.764	74	103	177	2.5	113	126-0	29	61	17	561	7.8	25

Three-point FG: 9-20 (.450)

### CALDWELL, ADRIAN #51

6-9 FORWARD • LAMAR '89 • BORN 7/4/66 • FREE AGENT SIGNEE 10/21/97 • WAIVED 11/3/97

YEAR	GP-GS	MIN	AVG	FGM-FGA	PCT	FTM-FTA	PCT	- REBOUNDS -			AVG	AST	PF-D	STL	TO	BLK	PTS	AVG	HI
								OFF	DEF	TOT									
97-98	1-0	3	3.0	0-0	.000	0-0	.000	0	0	0	.000	0	0-0	0	0	0	0	0	0

Three-point FG: None Attempted.

### CAMBRIDGE, DEXTER #30

6-7 FORWARD • TEXAS '92 • BORN 1/29/70 • FREE AGENT SIGNEE 8/24/92 • DECLINED TO EXERCISE OPTION 7/1/93

YEAR	GP-GS	MIN	AVG	FGM-FGA	PCT	FTM-FTA	PCT	- REBOUNDS -			AVG	AST	PF-D	STL	TO	BLK	PTS	AVG	HI
								OFF	DEF	TOT									
92-93	53-13	885	16.7	151-312	.484	68-99	.687	88	79	167	3.2	58	128-1	24	63	6	370	7.0	16

Three-point FG: 0-4 (.000)

### CAMPBELL, TONY #19

6-7 FORWARD/GUARD • OHIO STATE '84 • BORN 5/7/62 • ACQUIRED FROM NEW YORK WITH 1997 FIRST-ROUND CHOICE FOR DEREK HARPER 1/6/94 • RIGHTS RENOUNCED 9/2/94

YEAR	GP-GS	MIN	AVG	FGM-FGA	PCT	FTM-FTA	PCT	- REBOUNDS -			AVG	AST	PF-D	STL	TO	BLK	PTS	AVG	HI
								OFF	DEF	TOT									
93-94	41-3	835	20.4	164-384	.427	64-83	.771	48	78	126	3.1	51	75-0	30	55	14	398	9.7	22

Three-point FG: 6-25 (.240)

### CARDINAL, BRIAN #35

6-8 FORWARD • PURDUE • BORN 5/2/77 • FREE AGENT SIGNEE 9/26/10 • RE-SIGNED BY DALLAS 12/12/11 • COMPLETED CONTRACT 6/30/12

YEAR	GP-GS	MIN	AVG	FGM-FGA	PCT	FTM-FTA	PCT	- REBOUNDS -			AVG	AST	PF-D	STL	TO	BLK	PTS	AVG	HI
								OFF	DEF	TOT									
10-11	56-4	618	11.0	43-100	.430	17-18	.944	10	49	59	1.1	40	82-0	24	17	7	145	2.6	12
11-12	44-0	277	6.3	14-55	.255	5-6	.833	4	30	34	0.8	16	38-0	8	8	2	43	1.0	5
TOT	100-4	895	9.0	57-155	.368	22-24	.917	14	79	93	0.9	56	120-0	32	25	9	188	1.9	12

Three-point FG: '10-11, 42-87 (.483); '11-12, 10-49 (.204). Total, 52-136 (.382)

#### NBA PLAYOFF STATISTICS

YEAR	GP-GS	MIN	AVG	FGM-FGA	PCT	FTM-FTA	PCT	- REBOUNDS -			AVG	AST	PF-D	STL	TO	BLK	PTS	AVG	HI
								OFF	DEF	TOT									
10-11	9-0	37	4.1	3-4	.750	1-2	.500	0	3	3	0.3	2	8-0	1	3	0	10	1.1	4
11-12	2-0	9	4.5	1-2	.500	0-0	---	0	3	3	1.5	0	0-0	0	0	0	3	1.5	3
TOT	11-0	46	4.2	4-6	.667	1-2	.500	0	6	6	0.5	2	8-0	1	3	0	13	1.2	4

Three-point FG: '10-11, 3-4 (.750); '11-12, 1-1 (1.000). Total, 4-5 (.800)

### CALDERON, JOSE #8

6-3 GUARD • SPAIN • BORN 9/28/81 • FREE AGENT SIGNEE 7/11/13 • TRADED TO NEW YORK WITH SAMUEL DALEMBERT, WAYNE ELLINGTON, SHANE LARKIN AND TWO SECOND ROUND PICKS IN EXCHANGE FOR TYSON CHANDLER AND RAYMOND FELTON 6/25/14

YEAR	GP-GS	MIN	AVG	FGM-FGA	PCT	FTM-FTA	PCT	- REBOUNDS -			AVG	AST	PF-D	STL	TO	BLK	PTS	AVG	HI
								OFF	DEF	TOT									
13-14	81-81	2468	30.5	341-748	.456	52-63	.825	29	163	192	2.4	377	136-0	69	103	11	925	11.4	23

Three-point FG: 191-425 (.449)

#### NBA PLAYOFF STATISTICS

YEAR	GP-GS	MIN	AVG	FGM-FGA	PCT	FTM-FTA	PCT	- REBOUNDS -			AVG	AST	PF-D	STL	TO	BLK	PTS	AVG	HI
								OFF	DEF	TOT									
13-14	7-7	191	27.3	30-65	.462	1-1	1.000	2	7	9	1.3	31	16-0	1	7	0	72	10.3	16

Three-point FG: 11-23 (.478)





**CHANDLER, TYSON #6**

7-1 CENTER • DOMINGUEZ HS (CA) • BORN 10/2/83 • ACQUIRED FROM CHARLOTTE ALONG WITH ALEXIS AJINCA IN EXCHANGE FOR ERICK DAMPIER, MATT CARROLL AND EDUARDO NAJERA 7/13/10 • TRADED TO NEW YORK WITH THE DRAFT RIGHTS TO AHMAD NIVINS AND GIORGOS PRINTEZIS FOR ANDY RAUTINS AND A PROTECTED 2012 SECOND-ROUND DRAFT PICK FROM WASHINGTON IN A DEAL THAT SENT RONNY TURIAF, A 2013 SECOND-ROUND PICK AND CASH CONSIDERATIONS FROM NEW YORK TO WASHINGTON AND A 2012 SECOND-ROUND PICK FROM DALLAS TO WASHINGTON • ACQUIRED WITH RAYMOND FELTON FROM NEW YORK IN EXCHANGE FOR SAMUEL DALEMBERT, JOSE CALDERON, WAYNE ELLINGTON, SHANE LARKIN AND TWO 2014 SECOND ROUND PICKS 6/25/14 • COMPLETED CONTRACT 6/30/15

YEAR	GP-GS	MIN	AVG	FGM-FGA	PCT	FTM-FTA	PCT	- REBOUNDS -				PF-D	STL	TO	BLK	PTS	AVG	HI	
								OFF	DEF	TOT	AVG								
10-11	74-74	2059	27.8	266-407	.654	216-295	.732	206	486	692	9.4	32	240-4	36	88	80	748	10.1	18
14-15	75-75	2286	30.5	293-440	.666	185-257	.720	294	570	864	11.5	84	169-0	42	105	91	771	10.3	22
<b>TOT</b>	<b>149-149</b>	<b>4345</b>	<b>29.2</b>	<b>559-847</b>	<b>.660</b>	<b>401-552</b>	<b>.726</b>	<b>500</b>	<b>1056</b>	<b>1556</b>	<b>10.4</b>	<b>116</b>	<b>409-4</b>	<b>78</b>	<b>193</b>	<b>171</b>	<b>1519</b>	<b>10.2</b>	<b>22</b>

Three-point FG: None Attempted.

**NBA PLAYOFF STATISTICS**

YEAR	GP-GS	MIN	AVG	FGM-FGA	PCT	FTM-FTA	PCT	- REBOUNDS -				PF-D	STL	TO	BLK	PTS	AVG	HI	
								OFF	DEF	TOT	AVG								
10-11	21-21	680	32.4	57-98	.582	53-78	.679	79	114	193	9.2	8	77-2	13	14	19	167	8.0	15
14-15	5-5	160	32.1	19-29	.655	13-26	.500	27	27	54	10.8	1	16-0	3	5	6	51	10.2	11
<b>TOT</b>	<b>26-26</b>	<b>840</b>	<b>32.3</b>	<b>76-127</b>	<b>.598</b>	<b>66-104</b>	<b>.635</b>	<b>106</b>	<b>141</b>	<b>247</b>	<b>9.5</b>	<b>9</b>	<b>93-2</b>	<b>16</b>	<b>19</b>	<b>25</b>	<b>218</b>	<b>8.4</b>	<b>15</b>

Three-point FG: None Attempted.

**CHRISTIE, DOUG #13**

6-7 GUARD/FORWARD • PEPPERDINE • BORN 5/9/70 • FREE AGENT SIGNEE 8/19/05 • WAIVED 11/25/05

YEAR	GP-GS	MIN	AVG	FGM-FGA	PCT	FTM-FTA	PCT	- REBOUNDS -				PF-D	STL	TO	BLK	PTS	AVG	HI	
								OFF	DEF	TOT	AVG								
05-06	7-7	185	26.4	9-26	.346	22-29	.759	8	23	31	1.9	14	10-0	9	6	1	26	3.7	8

Three-point FG: 0-1 (.000)

**CLAVELL, GIAN #8**

6-4 GUARD • COLORADO STATE • BORN 11/26/93 • FREE AGENT SIGNEE 8/1/17 • CONTRACT CONVERTED INTO TWO-WAY CONTRACT 10/16/17 • WAIVED 11/17/17

YEAR	GP-GS	MIN	AVG	FGM-FGA	PCT	FTM-FTA	PCT	- REBOUNDS -				PF-D	STL	TO	BLK	PTS	AVG	HI	
								OFF	DEF	TOT	AVG								
17-18	7-0	64	9.1	6-18	.333	2-2	1.000	1	6	7	1.0	3	8-0	2	2	0	20	2.9	9

Three-point FG: 6-15 (.400)

**COLLINSWORTH, KYLE #8**

6-6 GUARD • BYU • BORN 10/3/91 • SIGNED TO A TWO-WAY CONTRACT 12/19/17 • WAIVED 1/10/18 • SIGNED TO A 10-DAY CONTRACT 1/13/18 • SIGNED TO A SECOND 10-DAY CONTRACT 1/24/18 • SIGNED 2/8/18 • WAIVED 7/6/18

YEAR	GP-GS	MIN	AVG	FGM-FGA	PCT	FTM-FTA	PCT	- REBOUNDS -				PF-D	STL	TO	BLK	PTS	AVG	HI	
								OFF	DEF	TOT	AVG								
17-18	32-2	480	15.0	38-99	.384	21-40	.525	32	75	107	3.3	56	44-0	17	24	9	101	3.2	13

Three-point FG: 4-17 (.235)

**COLLISON, DARREN #4**

6-0 GUARD • UCLA • BORN 8/23/87 • ACQUIRED FROM INDIANA WITH DAHNTAY JONES IN EXCHANGE FOR IAN MAHINMI 7/12/12 • COMPLETED CONTRACT 6/30/13

YEAR	GP-GS	MIN	AVG	FGM-FGA	PCT	FTM-FTA	PCT	- REBOUNDS -				PF-D	STL	TO	BLK	PTS	AVG	HI	
								OFF	DEF	TOT	AVG								
12-13	81-47	2372	29.3	341-724	.471	242-275	.880	31	188	219	2.7	415	139-0	100	173	8	972	12.0	32

Three-point FG: 48-136 (.353)

**COOK, QUINN #2**

6-2 GUARD • DUKE • BORN 3/23/93 • SIGNED TO A 10-DAY CONTRACT 2/26/17 • COMPLETED 10-DAY CONTRACT 3/7/17

YEAR	GP-GS	MIN	AVG	FGM-FGA	PCT	FTM-FTA	PCT	- REBOUNDS -				PF-D	STL	TO	BLK	PTS	AVG	HI		
								OFF	DEF	TOT	AVG									
16-17	5-0	77	15.4	11-25	.440	0-2	.000	0	3	3	0.6	12	6-0		1	8	0	27	5.4	10

Three-point FG: 5-14 (.357)



COOPER, WAYNE #43

6-10 CENTER • NEW ORLEANS '78 • BORN 11/16/56 • ACQUIRED FROM UTAH WITH ALLAN BRISTOW FOR BILL ROBINZINE 8/20/81 • TRADED TO PORTLAND WITH 1985 FIRST-ROUND CHOICE FOR KELVIN RANSEY 6/28/82

Table with 18 columns: YEAR, GP-GS, MIN, AVG, FGM-FGA, PCT, FTM-FTA, PCT, OFF, DEF, TOT, AVG, AST, PF-D, STL, TO, BLK, PTS, AVG, HI. Row for 81-82.

Three-point FG: 1-8 (.125)

CROSHERE, AUSTIN #42

6-10 FORWARD • PROVIDENCE '97 • BORN 5/1/75 • ACQUIRED FROM INDIANA FOR MARQUIS DANIELS 7/12/06 • COMPLETED CONTRACT 6/07

Table with 18 columns: YEAR, GP-GS, MIN, AVG, FGM-FGA, PCT, FTM-FTA, PCT, OFF, DEF, TOT, AVG, AST, PF-D, STL, TO, BLK, PTS, AVG, HI. Row for 06-07.

Three-point FG: 26-91 (.286)

NBA PLAYOFF STATISTICS

Table with 18 columns: YEAR, GP-GS, MIN, AVG, FGM-FGA, PCT, FTM-FTA, PCT, OFF, DEF, TOT, AVG, AST, PF-D, STL, TO, BLK, PTS, AVG, HI. Row for 06-07.

CROWDER, JAE #9

6-6 FORWARD • MARQUETTE • BORN 7/6/90 • DRAFT RIGHTS ACQUIRED FROM CLEVELAND, ALONG WITH DRAFT RIGHTS TO JARED CUNNINGHAM AND BERNARD JAMES, IN EXCHANGE FOR KELENN AZUBUIKE AND THE DRAFT RIGHTS TO TYLER ZELLER 6/28/12 • TRADED ALONG WITH BRANDAN WRIGHT, JAMEER NELSON, A 2015 FIRST ROUND PICK AND A 2016 SECOND ROUND PICK TO BOSTON IN EXCHANGE FOR RAJON RONDO AND DWIGHT POWELL 12/18/14

Table with 18 columns: YEAR, GP-GS, MIN, AVG, FGM-FGA, PCT, FTM-FTA, PCT, OFF, DEF, TOT, AVG, AST, PF-D, STL, TO, BLK, PTS, AVG, HI. Rows for 12-13, 13-14, 14-15, and TOT.

Three-point FG: '12-13, 63-192, (.328); '13-14, 50-151, (.331); 14-15, 13-38 (.342). Total, 126-381 (.331)

NBA PLAYOFF STATISTICS

Table with 18 columns: YEAR, GP-GS, MIN, AVG, FGM-FGA, PCT, FTM-FTA, PCT, OFF, DEF, TOT, AVG, AST, PF-D, STL, TO, BLK, PTS, AVG, HI. Row for 13-14.

Three-point FG: 3-7 (.429)

CUMMINGS, PAT #42

6-9 1/2 CENTER/FORWARD • CINCINNATI '79 • BORN 7/11/56 • ACQUIRED FROM MILWAUKEE FOR 1982 SECOND-ROUND CHOICE 6/28/82 • SIGNED AS FREE AGENT BY NEW YORK 7/12/84. DALLAS RECEIVED N.Y.'S 1985 THIRD AND 1986 SECOND-ROUND CHOICES FOR NOT EXERCISING RIGHT OF FIRST REFUSAL

Table with 18 columns: YEAR, GP-GS, MIN, AVG, FGM-FGA, PCT, FTM-FTA, PCT, OFF, DEF, TOT, AVG, AST, PF-D, STL, TO, BLK, PTS, AVG, HI. Rows for 82-83, 83-84, and TOT.

Three-point FG: '82-83, 0-1, (.000); '83-84, 0-2, (.000). Total, 0-3, (.000)

NBA PLAYOFF STATISTICS

Table with 18 columns: YEAR, GP-GS, MIN, AVG, FGM-FGA, PCT, FTM-FTA, PCT, OFF, DEF, TOT, AVG, AST, PF-D, STL, TO, BLK, PTS, AVG, HI. Row for 83-84.

Three-point FG: None Attempted.

CUNNINGHAM, JARED #1

6-4 GUARD • OREGON STATE • BORN 8/23/87 • ACQUIRED FROM CLEVELAND ALONG WITH THE DRAFT RIGHTS TO BERNARD JAMES (33RD OVERALL PICK) AND JAE CROWDER (34TH OVERALL SELECTION) IN EXCHANGE FOR KELENN AZUBUIKE AND THE DRAFT RIGHTS TO TYLER ZELLER (17TH OVERALL PICK) 6/28/12 • TRADED TO ATLANTA ALONG WITH THE DRAFT RIGHTS TO THE 16TH OVERALL PICK LUCAS NOGUEIRA AND THE 44TH OVERALL PICK MIKE MUSCALA IN EXCHANGE FOR THE DRAFT RIGHTS TO THE 18TH OVERALL PICK SHANE LARKIN AND CASH 6/27/13

Table with 18 columns: YEAR, GP-GS, MIN, AVG, FGM-FGA, PCT, FTM-FTA, PCT, OFF, DEF, TOT, AVG, AST, PF-D, STL, TO, BLK, PTS, AVG, HI. Row for 12-13.

Three-point FG: 2-3 (.667)



**CURCIC, RADISAV #44**

6-10 CENTER • SERBIA • BORN 9/26/65 • FREE AGENT SIGNEE 10/15/92 • COMPLETED CONTRACT 4/93

YEAR	GP-GS	MIN	AVG	FGM-FGA	PCT	FTM-FTA	- REBOUNDS -				AVG	AST	PF-D	STL	TO	BLK	PTS	AVG	HI
							PCT	OFF	DEF	TOT									
92-93	20-0	166	8.3	16-41	.390	26-36	.722	17	32	49	2.5	12	30-0	7	8	2	58	2.9	11

Three-point FG: None Attempted.

**CURLEY, BILL #31**

6-9 FORWARD • BOSTON COLLEGE '94 • BORN 5/29/72 • ACQUIRED FROM GOLDEN STATE WITH HOWARD EISLEY FROM UTAH AND DANA BARROS FROM BOSTON IN A FOUR-TEAM TRADE THAT SENT BRUNO SUNDOV TO UTAH AND ROBERT PACK AND JOHN WILLIAMS AND CASH TO BOSTON 8/16/00 • WAIVED 11/28/00

YEAR	GP-GS	MIN	AVG	FGM-FGA	PCT	FTM-FTA	- REBOUNDS -				AVG	AST	PF-D	STL	TO	BLK	PTS	AVG	HI
							PCT	OFF	DEF	TOT									
00-01	5-0	15	3.0	1-4	.250	1-4	.250	0	0	0	0.0	0	4-0	1	2	1	3	0.6	2

Three-point FG: 0-1 (.000)

**CURRY, EDDY #52**

7-0 CENTER • THORNWOOD HS (IL) • BORN 12/5/82 • AWARDED TO DALLAS ON A WAIVER CLAIM 10/25/12 • WAIVED 11/2/12

YEAR	GP-GS	MIN	AVG	FGM-FGA	PCT	FTM-FTA	- REBOUNDS -				AVG	AST	PF-D	STL	TO	BLK	PTS	AVG	HI
							PCT	OFF	DEF	TOT									
12-13	2-0	25	12.5	4-8	.500	1-4	.250	2	2	4	2.0	0	7-0	0	3	0	9	4.5	7

Three-point FG: None Attempted.

**DAMPIER, ERICK #25**

6-11 CENTER • MISSISSIPPI STATE '96 • BORN 7/14/75 • ACQUIRED FROM GOLDEN STATE WITH EVAN ESCHMEYER, DAN DICKAU AND THE DRAFT RIGHTS TO STEVE LOGAN IN EXCHANGE FOR CHRISTIAN LAETTNER, EDUARDO NAJERA, TWO FUTURE FIRST-ROUND DRAFT PICKS, CASH CONSIDERATIONS AND THE RIGHTS TO BOTH LUIS FLORES AND MLADEN SEKULARAC (8/24/08) • TRADED ALONG WITH MATT CARROLL AND EDUARDO NAJERA TO CHARLOTTE IN EXCHANGE FOR TYSON CHANDLER AND ALEXIS AJINCA

YEAR	GP-GS	MIN	AVG	FGM-FGA	PCT	FTM-FTA	- REBOUNDS -				AVG	AST	PF-D	STL	TO	BLK	PTS	AVG	HI
							PCT	OFF	DEF	TOT									
04-05	59-56	1609	27.3	202-367	.550	138-228	.605	183	318	501	8.5	51	205-2	15	102	80	542	9.2	19
05-06	82-36	1934	23.6	171-347	.493	127-215	.591	273	367	640	7.8	51	263-3	27	115	106	469	5.7	17
06-07	76-73	1915	25.2	209-334	.626	119-191	.623	217	349	566	7.4	44	239-3	24	107	82	537	7.1	22
07-08	72-64	1755	24.4	178-277	.643	84-146	.575	207	332	539	7.5	63	226-6	24	80	106	440	6.1	22
08-09	80-80	1836	23.0	182-280	.650	90-141	.638	216	349	565	7.1	77	191-2	24	74	95	454	5.7	16
09-10	55-47	1280	23.3	133-213	.624	61-101	.604	128	272	400	7.3	31	153-0	15	61	77	328	6.0	20
<b>TOT</b>	<b>424-356</b>	<b>10329</b>	<b>24.4</b>	<b>1075-1818</b>	<b>.591</b>	<b>619-1022</b>	<b>.606</b>	<b>1224</b>	<b>1987</b>	<b>3211</b>	<b>7.6</b>	<b>317</b>	<b>1277-16</b>	<b>129</b>	<b>539</b>	<b>546</b>	<b>2770</b>	<b>6.5</b>	<b>22</b>

Three-point FG: 04-05, 0-1 (.000); '05-06, 0-1 (.000); '06-07, None Attempted; '07-08, None Attempted; '08-09, None Attempted.; '09-10, 1-3 (.333). Total, 1-5 (.200)

**NBA PLAYOFF STATISTICS**

YEAR	GP-GS	MIN	AVG	FGM-FGA	PCT	FTM-FTA	- REBOUNDS -				AVG	AST	PF-D	STL	TO	BLK	PTS	AVG	HI
							PCT	OFF	DEF	TOT									
04-05	13-13	308	23.7	40-67	.597	11-28	.393	51	46	97	7.5	7	54-2	7	12	18	91	7.0	15
05-06	19-2	454	23.9	34-63	.540	27-44	.614	55	72	127	6.7	6	75-2	11	12	24	95	5.0	14
06-07	5-2	38	7.6	2-3	.667	1-2	.500	8	9	17	3.4	1	9-0	0	4	0	5	1.0	3
07-08	5-5	95	19.0	7-17	.412	4-10	.400	12	9	21	4.2	0	15-0	1	3	3	18	3.6	6
08-09	10-10	255	25.5	22-36	.611	13-21	.619	25	36	61	6.1	7	41-1	4	19	9	57	5.7	11
09-10	5-4	118	23.6	0-8	.000	5-12	.417	18	15	33	6.6	3	19-0	1	6	5	5	1.0	5
<b>TOT</b>	<b>57-36</b>	<b>1268</b>	<b>22.2</b>	<b>105-194</b>	<b>.541</b>	<b>61-117</b>	<b>.521</b>	<b>169</b>	<b>187</b>	<b>356</b>	<b>6.2</b>	<b>24</b>	<b>213-5</b>	<b>24</b>	<b>56</b>	<b>59</b>	<b>271</b>	<b>4.8</b>	<b>15</b>

Three-point FG: 04-05, 0-3 (.000); '05-06, None Attempted; '06-07, None Attempted; '07-08, None Attempted; '08-09, None Attempted.; '09-10, None Attempted. Total, 0-2 (.000)

**DANILOVIC, SASHA #5**

6-6 GUARD • BORN 2/26/70 • ACQUIRED FROM MIAMI WITH KURT THOMAS AND MARTIN MÜÜRSEPP FOR JAMAL MASHBURN 2/14/97 • EXERCISED OPTION FOR FREE AGENCY ON 6/1/97, FORGOING THE FINAL TWO YEARS OF CONTRACT

YEAR	GP-GS	MIN	AVG	FGM-FGA	PCT	FTM-FTA	- REBOUNDS -				AVG	AST	PF-D	STL	TO	BLK	PTS	AVG	HI
							PCT	OFF	DEF	TOT									
96-97	13-9	438	33.7	73-174	.420	48-57	.842	8	26	34	1.9	25	37-0	15	22	1	216	16.6	23

Three-point FG: 22-60 (.367)





### DAVIS, MONTI #43

6-7 FORWARD • TENNESSEE STATE '80 • BORN 7/26/58 • FREE AGENT SIGNEE 1/2/81 • WAIVED 1/12/81

YEAR	GP-GS	MIN	AVG	FGM-FGA	PCT	FTM-FTA	PCT	- REBOUNDS -			AVG	AST	PF-D	STL	TO	BLK	PTS	AVG	HI
								OFF	DEF	TOT									
80-81	1-0	8	8.0	0-4	.000	1-5	.200	2	1	3	3.0	0	0-0	0	0	1	1	1.0	1

Three-point FG: None Attempted.

### DAVIS, TERRY #43

6-10 FORWARD/CENTER • VIRGINIA UNION '89 • BORN 6/17/67 • FREE AGENT SIGNEE 8/6/91 • WAIVED 10/29/96

YEAR	GP-GS	MIN	AVG	FGM-FGA	PCT	FTM-FTA	PCT	- REBOUNDS -			AVG	AST	PF-D	STL	TO	BLK	PTS	AVG	HI
								OFF	DEF	TOT									
91-92	68-67	2149	31.6	256-531	.482	181-285	.635	228	444	672	9.9	57	202-1	26	117	29	693	10.2	20
92-93	75-74	2462	32.8	393-863	.455	167-281	.594	259	442	701	9.3	68	199-3	36	160	28	955	12.7	35
93-94	15-5	286	19.1	24-59	.407	8-12	.667	30	44	74	4.9	6	27-0	9	5	1	56	3.7	10
94-95	46-2	580	12.6	49-113	.434	42-66	.636	63	93	156	3.4	10	76-2	6	30	3	140	3.0	11
95-96	28-0	501	17.9	55-108	.509	27-47	.574	43	74	117	4.2	21	66-2	10	25	4	137	4.9	15
TOT	232-148	5978	25.8	777-1674	.464	425-691	.615	623	1097	1720	7.4	162	570-8	87	337	65	1981	8.5	35

Three-point FG: '91-92, 0-5 (.000); '92-93, 2-8 (.250); '93-94, None Attempted; '94-95, 0-2 (.000); '95-96, None Attempted. Total, 2-15 (.133)

### DELK, TONY #7

6-2 GUARD • KENTUCKY '96 • BORN 1/28/74 • ACQUIRED WITH ANTOINE WALKER FROM BOSTON FOR RAEF LAFRENTZ, JIRI WELSCH, CHRIS MILLS AND A FIRST-ROUND PICK 10/20/03 • TRADED TO ATLANTA WITH ANTOINE WALKER FOR ALAN HENDERSON, JASON TERRY AND A FIRST-ROUND PICK 8/4/04

YEAR	GP-GS	MIN	AVG	FGM-FGA	PCT	FTM-FTA	PCT	- REBOUNDS -			AVG	AST	PF-D	STL	TO	BLK	PTS	AVG	HI
								OFF	DEF	TOT									
03-04	33-11	509	15.4	70-184	.380	37-44	.841	16	43	59	1.8	28	46-0	27	17	7	197	6.0	22

Three-point FG: 20-66 (.303)

#### NBA PLAYOFF STATISTICS

YEAR	GP-GS	MIN	AVG	FGM-FGA	PCT	FTM-FTA	PCT	OFF	DEF	TOT	AVG	AST	PF-D	STL	TO	BLK	PTS	AVG	HI
03-04	1-0	5	5.0	0-0	---	0-0	---	0	1	1	1.0	2	0-0	1	0	0	0	0.0	0

Three-point FG: None Attempted.

### DENTMON, JUSTIN #7

5-11 GUARD • WASHINGTON • BORN 9/5/85 • SIGNED TO A 10-DAY CONTRACT BY DALLAS 3/25/13 • CONTRACT EXPIRED 4/3/13

YEAR	GP-GS	MIN	AVG	FGM-FGA	PCT	FTM-FTA	PCT	- REBOUNDS -			AVG	AST	PF-D	STL	TO	BLK	PTS	AVG	HI
								OFF	DEF	TOT									
12-13	2-0	4	2.0	0-2	.000	0-0	---	0	0	0	0.0	0	0-0	0	0	0	0.0	0	

Three-point FG: None Attempted.

### DICKAU, DAN #21

6-0 GUARD • GONZAGA '02 • BORN 9/16/78 • ACQUIRED WITH ERICK DAMPIER, EVAN ESCHMEYER AND THE DRAFT RIGHTS TO STEVE LOGAN FOR CHRISTIAN LAETTNER, EDUARDO NAJERA, TWO FIRST-ROUND DRAFT PICKS, CASH CONSIDERATIONS AND THE RIGHTS TO LUIS FLORES AND MLADEN SEKULARAC 8/24/04 • TRADED TO NEW ORLEANS WITH A SECOND-ROUND PICK FOR DARRELL ARMSTRONG 12/3/04

YEAR	GP-GS	MIN	AVG	FGM-FGA	PCT	FTM-FTA	PCT	- REBOUNDS -			AVG	AST	PF-D	STL	TO	BLK	PTS	AVG	HI
								OFF	DEF	TOT									
04-05	4-0	16	4.0	1-8	.125	2-3	.667	0	1	1	1.0	1	1-0	0	1	0	5	1.3	5

Three-point FG: 1-3 (.333)



**DUEROD, TERRY #42**

6-2 GUARD • DISPERSAL CHOICE FROM DETROIT • DETROIT '79 • BORN 7/29/56 • WAIVED 12/2/80

YEAR	GP-GS	MIN	AVG	FGM-FGA	PCT	FTM-FTA	PCT	- REBOUNDS -				AVG	AST	PF-D	STL	TO	BLK	PTS	AVG	HI
								OFF	DEF	TOT										
80-81	18-8	337	18.7	74-161	.460	18-27	.667	15	24	39	2.2	30	19-0	12	25	4	168	9.3	22	

Three-point FG: 2-6 (.333)

**DUMAS, TONY #7**

6-6 GUARD • D-1994 1ST RND (19TH OVERALL) • MISSOURI-KANSAS CITY '94 • BORN 8/25/72 • TRADED TO PHOENIX WITH JASON KIDD AND LOREN MEYER FOR SAM CASSELL, MICHAEL FINLEY AND A.C. GREEN AND A 1998 SECOND-ROUND DRAFT CHOICE 12/26/96

YEAR	GP-GS	MIN	AVG	FGM-FGA	PCT	FTM-FTA	PCT	- REBOUNDS -				AVG	AST	PF-D	STL	TO	BLK	PTS	AVG	HI
								OFF	DEF	TOT										
94-95	58-0	613	10.6	96-250	.384	50-77	.649	32	30	62	1.1	57	78-0	13	50	4	264	4.6	24	
95-96	67-12	1284	19.2	274-655	.418	154-257	.599	58	57	115	1.7	99	128-0	42	77	13	776	11.6	39	
96-97	18-0	227	12.6	27-77	.351	15-23	.652	3	11	14	0.8	22	36-0	10	15	1	72	4.0	15	
<b>TOT</b>	<b>143-12</b>	<b>2124</b>	<b>14.9</b>	<b>397-982</b>	<b>.404</b>	<b>219-357</b>	<b>.613</b>	<b>93</b>	<b>98</b>	<b>191</b>	<b>1.3</b>	<b>178</b>	<b>242-0</b>	<b>65</b>	<b>142</b>	<b>18</b>	<b>1112</b>	<b>7.8</b>	<b>39</b>	

Three-point FG: '94-95, 22-73 (.301); '95-96, 74-207 (.357); '96-97, 3-24 (.125). Total, 99-304 (.326)

**EISLEY, HOWARD #9**

6-3 GUARD • BOSTON COLLEGE '94 • BORN 12/4/72 • ACQUIRED FROM UTAH WITH BILL CURLEY FROM GOLDEN STATE AND DANA BARROS FROM BOSTON IN A FOUR-TEAM TRADE THAT SENT BRUNO SUNDQVIST TO UTAH AND ROBERT PACK AND JOHN WILLIAMS AND CASH TO BOSTON 8/16/00 • TRADED TO NEW YORK FOR MUGGSY BOGUES 8/10/01

YEAR	GP-GS	MIN	AVG	FGM-FGA	PCT	FTM-FTA	PCT	- REBOUNDS -				AVG	AST	PF-D	STL	TO	BLK	PTS	AVG	HI
								OFF	DEF	TOT										
00-01	82-40	2426	29.6	265-675	.393	104-126	.825	23	174	197	295	3.6	218-3	99	102	12	741	9.0	27	

Three-point FG: 107-269 (.398)

YEAR	GP-GS	MIN	AVG	FGM-FGA	PCT	FTM-FTA	PCT	- REBOUNDS -				AVG	AST	PF-D	STL	TO	BLK	PTS	AVG	HI
								OFF	DEF	TOT										
00-01	9-0	194	21.6	19-53	.358	4-4	1.000	1	11	12	17	1.9	18-0	5	13	1	52	5.8	16	

**NBA PLAYOFF STATISTICS****EKEZIE, OBINNA #54**

6-9 FORWARD • MARYLAND '99 • BORN 8/22/75 • ACQUIRED FROM WASHINGTON WITH JUWAN HOWARD AND CALVIN BOOTH FOR COURTNEY ALEXANDER, CHRISTIAN LAETTNER, LOY VAUGHT, HUBERT DAVIS, ETAN THOMAS AND CASH 2/22/01 • COMPLETED CONTRACT 5/01

YEAR	GP-GS	MIN	AVG	FGM-FGA	PCT	FTM-FTA	PCT	- REBOUNDS -				AVG	AST	PF-D	STL	TO	BLK	PTS	AVG	HI
								OFF	DEF	TOT										
00-01	4-0	8	2.0	0-4	.000	0-0	.000	0	2	2	0.5	0	2-0	0	0	0	0	0.0	0	

Three-point FG: None Attempted.

**ELLIS, DALE #14**

6-7 FORWARD • D-1983 1ST RND (9TH OVERALL) • TENNESSEE '83 • BORN 8/6/60 • TRADED TO SEATTLE FOR AL WOOD 7/23/86

YEAR	GP-GS	MIN	AVG	FGM-FGA	PCT	FTM-FTA	PCT	- REBOUNDS -				AVG	AST	PF-D	STL	TO	BLK	PTS	AVG	HI
								OFF	DEF	TOT										
83-84	67-2	1059	15.8	225-493	.456	87-121	.719	106	144	250	3.7	56	118-0	41	78	9	549	8.2	31	
84-85	72-4	1314	18.3	274-603	.454	77-104	.740	100	138	238	3.3	56	131-1	46	58	7	667	9.3	29	
85-86	72-1	1086	15.1	193-470	.411	59-82	.720	86	82	168	2.3	37	78-0	40	38	9	508	7.1	28	
<b>TOT</b>	<b>211-7</b>	<b>3459</b>	<b>16.4</b>	<b>692-1566</b>	<b>.442</b>	<b>223-307</b>	<b>.726</b>	<b>292</b>	<b>364</b>	<b>656</b>	<b>3.1</b>	<b>149</b>	<b>327-1</b>	<b>127</b>	<b>174</b>	<b>25</b>	<b>1724</b>	<b>8.2</b>	<b>31</b>	

Three-point FG: 0-1 (.000)

YEAR	GP-GS	MIN	AVG	FGM-FGA	PCT	FTM-FTA	PCT	- REBOUNDS -				AVG	AST	PF-D	STL	TO	BLK	PTS	AVG	HI
								OFF	DEF	TOT										
83-84	8-1	178	22.3	26-80	.325	6-8	.750	19	23	42	5.3	4	17-0	10	5	2	59	7.4	16	
84-85	4-1	68	17.0	10-23	.435	1-2	.500	4	3	7	1.8	3	3-0	4	4	0	23	5.8	9	
85-86	7-0	67	9.6	9-22	.409	5-5	1.000	3	4	7	1.0	2	6-0	2	4	2	30	4.3	16	
<b>TOT</b>	<b>19-2</b>	<b>313</b>	<b>16.5</b>	<b>45-125</b>	<b>.360</b>	<b>12-15</b>	<b>.800</b>	<b>26</b>	<b>30</b>	<b>56</b>	<b>2.9</b>	<b>9</b>	<b>26-0</b>	<b>16</b>	<b>13</b>	<b>4</b>	<b>112</b>	<b>5.9</b>	<b>16</b>	

Three-point FG: '83-84, 1-12 (.083); '84-85, 2-5 (.400); '85-86, 7-12 (.583). Total, 10-29 (.345)



## ELLIS, MONTA #11

6-3 GUARD • LANIER HS (MS) • BORN 10/26/85 • FREE AGENT SIGNEE 7/23/13 • DID NOT EXERCISE CONTRACT OPTION 6/30/15

YEAR	GP-GS	MIN	AVG	FGM-FGA	PCT	FTM-FTA	PCT	- REBOUNDS -			AVG	AST	PF-D	STL	TO	BLK	PTS	AVG	HI
								OFF	DEF	TOT									
13-14	82-82	3023	36.9	576-1278	.451	339-430	.788	38	257	295	3.6	471	197-0	141	264	217	1560	19.0	37
14-15	80-80	2699	33.7	602-1354	.445	228-303	.752	34	156	190	2.4	329	197-0	148	198	25	1513	18.9	38
TOT	162-162	5722	35.3	1178-2632	.448	567-733	.774	72	413	485	3.0	800	394-0	289	462	48	3073	19.0	38

Three-point FG: '13-14, 69-209 (.330); '14-15, 81-284 (.285). Total, 150-493 (.304).

### NBA PLAYOFF STATISTICS

YEAR	GP-GS	MIN	AVG	FGM-FGA	PCT	FTM-FTA	PCT	- REBOUNDS -			AVG	AST	PF-D	STL	TO	BLK	PTS	AVG	HI
								OFF	DEF	TOT									
13-14	7-7	249	35.6	52-127	.409	27-31	.871	6	11	17	2.4	20	19-0	9	15	1	143	20.4	29
14-15	5-5	197	39.4	52-111	.468	15-20	.750	4	12	16	3.2	26	18-0	10	16	3	130	26.0	34
TOT	12-12	446	37.2	104-238	.437	42-51	.824	10	23	33	2.8	46	37-0	19	31	4	273	22.8	34

Three-point FG: '13-14, 12-34 (.353); '13-14, 11-30 (.367). Total, 23-64 (.359).

## ENGLISH, ALEX #2

6-7 FORWARD • SOUTH CAROLINA '76 • BORN 1/5/54 • FREE AGENT SIGNEE 8/15/90 • DID NOT EXERCISE OPTION ON SECOND YEAR OF CONTRACT 5/1/91

YEAR	GP-GS	MIN	AVG	FGM-FGA	PCT	FTM-FTA	PCT	- REBOUNDS -			AVG	AST	PF-D	STL	TO	BLK	PTS	AVG	HI
								OFF	DEF	TOT									
90-91	79-26	1748	22.1	322-734	.439	119-140	.850	108	146	254	3.2	105	141-0	40	101	25	763	9.7	27

Three-point FG: 0-1 (.000)

## ESCHMEYER, EVAN #42

6-11 CENTER • NORTHWESTERN '99 • BORN 5/30/75 • FREE AGENT SIGNEE 8/25/01 • TRADED TO GOLDEN STATE WITH AVERY JOHNSON, POPEYE JONES, ANTOINE RIGAUDEAU AND NICK VAN EXEL FOR DANNY FORTSON, ANTAWN JAMISON, CHRIS MILLS AND JIRI WELSCH 8/18/03 • ACQUIRED FROM GOLDEN STATE WITH ERICK DAMPIER, DAN DICKAU AND THE DRAFT RIGHTS TO STEVE LOGAN FOR CHRISTIAN LAETTNER, EDUARDO NAJERA, TWO FIRST-ROUND DRAFT PICKS, THE DRAFT RIGHTS TO LUIS FLORES AND MLADEN SEKULARAC AND CASH CONSIDERATIONS 8/24/04 • ANNOUNCED RETIREMENT 10/23/04

YEAR	GP-GS	MIN	AVG	FGM-FGA	PCT	FTM-FTA	PCT	- REBOUNDS -			AVG	AST	PF-D	STL	TO	BLK	PTS	AVG	HI
								OFF	DEF	TOT									
01-02	31-6	299	9.6	21-50	.420	20-33	.606	35	63	98	3.2	9	60-1	10	16	9	62	2.0	6
02-03	17-3	135	7.9	7-19	.368	3-4	.750	10	19	29	1.7	6	35-1	10	6	7	17	1.0	5
TOT	48-9	434	9.0	28-69	.406	23-37	.622	45	82	127	2.6	15	95-2	20	22	16	79	1.6	6

Three-point FG: None Attempted.

### NBA PLAYOFF STATISTICS

YEAR	GP-GS	MIN	AVG	FGM-FGA	PCT	FTM-FTA	PCT	- REBOUNDS -			AVG	AST	PF-D	STL	TO	BLK	PTS	AVG	HI
								OFF	DEF	TOT									
01-02	3-0	8	2.7	0-1	.000	0-0	.000	1	1	2	0.7	1	2-0	0	0	1	0	0.0	0
02-03	5-0	32	6.4	3-6	.500	0-0	.000	1	2	5	1.0	2	8-0	3	0	1	6	1.2	6
TOT	8-0	40	5.0	3-7	.429	0-0	.000	2	3	7	0.9	3	11-0	3	0	2	6	0.8	6

Three-point FG: None Attempted.

## EVANS, JEREMY #21

6-9 FORWARD • WESTERN KENTUCKY • BORN 10/24/87 • FREE AGENT SIGNEE 7/31/15 • TRADED TO INDIANA WITH THE RIGHTS TO EMIR PRELDZIC AND CASH CONSIDERATIONS IN EXCHANGE FOR THE RIGHTS TO STANKO BARAC 7/7/16

YEAR	GP-GS	MIN	AVG	FGM-FGA	PCT	FTM-FTA	PCT	- REBOUNDS -			AVG	AST	PF-D	STL	TO	BLK	PTS	AVG	HI
								OFF	DEF	TOT									
15-16	30-2	251	8.4	26-48	.542	15-21	.714	11	43	54	1.8	2	19-0	6	7	9	71	2.4	8

Three-point FG: 4-16 (.250)

## FARMER, JIM #21

6-4 GUARD • D-1987 1ST RND (20TH OVERALL) • ALABAMA '87 • BORN 9/23/64 • WAIVED 11/3/88

YEAR	GP-GS	MIN	AVG	FGM-FGA	PCT	FTM-FTA	PCT	- REBOUNDS -			AVG	AST	PF-D	STL	TO	BLK	PTS	AVG	HI
								OFF	DEF	TOT									
87-88	30-0	157	5.2	26-69	.377	9-10	.900	9	9	18	0.6	16	18-0	3	22	1	61	2.0	8

Three-point FG: 0-6 (.000)

### NBA PLAYOFF STATISTICS

YEAR	GP-GS	MIN	AVG	FGM-FGA	PCT	FTM-FTA	PCT	- REBOUNDS -			AVG	AST	PF-D	STL	TO	BLK	PTS	AVG	HI
								OFF	DEF	TOT									
87-88	3-0	11	3.7	2-6	.333	0-0	—	3	1	4	1.3	1	2-0	0	2	0	4	1.3	2

Three-point FG: None Attempted.





**FISHER, DEREK #6**

6-1 GUARD • ARKANSAS-LITTLE ROCK • BORN 8/9/74 • FREE AGENT SIGNEE 11/29/12 • WAIVED 12/22/12

YEAR	GP-GS	MIN	AVG	FGM-FGA	PCT	FTM-FTA	PCT	- REBOUNDS -				AVG	AST	PF-D	STL	TO	BLK	PTS	AVG	HI
								OFF	DEF	TOT	TOT									
12-13	9-9	229	25.4	23-65	.354	21-23	.913	0	15	15	1.7	31	24-2	5	18	2	77	8.6	20	

Three-point FG: 10-23 (.435)

**FORTSON, DANNY #21**

6-8 CENTER • CINCINNATI '98 • BORN 3/27/76 • ACQUIRED FROM GOLDEN STATE WITH ANTAWN JAMISON, CHRIS MILLS AND JIRI WELSCH FOR EVAN ESCHMEYER, NICK VAN EXEL, AVERY JOHNSON, POPEYE JONES AND ANTOINE RIGADEAU 8/18/03 • TRADED TO SEATTLE FOR CALVIN BOOTH 7/26/04

YEAR	GP-GS	MIN	AVG	FGM-FGA	PCT	FTM-FTA	PCT	- REBOUNDS -				AVG	AST	PF-D	STL	TO	BLK	PTS	AVG	HI
								OFF	DEF	TOT	TOT									
03-04	56-20	625	11.2	71-139	.511	75-92	.815	114	136	250	4.5	9	148-0	12	37	11	217	3.9	11	

Three-point FG: None Attempted.

**GARNETT, BILL #20**

6-9 FORWARD • D-1982 1ST RND (4TH OVERALL) • WYOMING '82 • BORN 4/22/60 • TRADED TO INDIANA WITH TERENCE STANSBURY FOR A 1990 FIRST-ROUND CHOICE 10/22/84

YEAR	GP-GS	MIN	AVG	FGM-FGA	PCT	FTM-FTA	PCT	- REBOUNDS -				AVG	AST	PF-D	STL	TO	BLK	PTS	AVG	HI
								OFF	DEF	TOT	TOT									
82-83	75-13	1411	18.8	170-319	.533	129-174	.741	141	265	406	5.4	103	245-3	48	81	70	469	6.3	15	
83-84	80-34	1529	19.1	141-299	.472	129-176	.733	123	208	331	4.1	128	217-4	44	68	66	411	5.1	13	
TOT	155-47	2940	19.0	311-618	.503	258-350	.737	264	473	737	4.8	231	462-7	92	149	136	880	5.7	15	

Three-point FG: '82-83, 0-3 (.000); '83-84, 0-2 (.000). Total, 0-5 (.000)

## NBA PLAYOFF STATISTICS

YEAR	GP-GS	MIN	AVG	FGM-FGA	PCT	FTM-FTA	PCT	OFF	DEF	TOT	AVG	AST	PF-D	STL	TO	BLK	PTS	AVG	HI
83-84	8-0	74	9.3	15-30	.500	7-8	.875	10	12	22	2.8	4	10-0	0	1	2	38	4.8	14

Three-point FG: 1-1 (1.000)

**GARRICK, TOM #5**

6-2 GUARD • RHODE ISLAND '88 • BORN 7/7/66 • SIGNED 10-DAY CONTRACTS 3/22/92 AND 4/3/92 • RELEASED 4/12/92

YEAR	GP-GS	MIN	AVG	FGM-FGA	PCT	FTM-FTA	PCT	- REBOUNDS -				AVG	AST	PF-D	STL	TO	BLK	PTS	AVG	HI
								OFF	DEF	TOT	TOT									
91-92	6-0	63	10.5	4-17	.235	2-2	1.000	2	4	6	2.8	17	7-0	8	4	0	10	1.7	4	

Three-point FG: 0-1 (.000)

**GATLING, CHRIS #25**

6-10 FORWARD • OLD DOMINION '91 • BORN 9/3/67 • FREE AGENT SIGNEE 7/17/96 • TRADED TO NEW JERSEY WITH SAM CASSELL, JIM JACKSON, GEORGE MC CLOUD AND ERIC MONTROSS FOR SHAWN BRADLEY, ED O'BANNON, ROBERT PACK AND KHALID REEVES 2/17/97

YEAR	GP-GS	MIN	AVG	FGM-FGA	PCT	FTM-FTA	PCT	- REBOUNDS -				AVG	AST	PF-D	STL	TO	BLK	PTS	AVG	HI
								OFF	DEF	TOT	TOT									
96-97	44-1	1191	27.1	309-580	.533	221-313	.706	126	222	348	7.9	25	125-1	35	114	31	840	19.1	35	

Three-point FG: 1-6 (.167)

## NBA ALL-STAR STATISTICS

YEAR	SITE	GP-GS	MIN	FGM-FGA	PCT	FTM-FTA	PCT	OFF	DEF	TOT	AST	PF-D	STL	TO	BLK	PTS
1997	CLE	1-0	12	1-8	.250	0-0	-	0	2	2	0	1-0	1	0	0	2

Three-point FG: None Attempted.

**GEORGE, DEVEAN #40**

6-8 GUARD/FORWARD • AUGSBURG '99 • BORN 8/29/77 • FREE AGENT SIGNEE 8/2/06 • RE-SIGNED 7/12/07 • RE-SIGNED 8/20/08 • TRADED WITH ANTOINE WRIGHT TO TORONTO FOR SHAWN MARION, KRIS HUMPHRIES, NATHAN JAWAI AND CASH CONSIDERATIONS IN A DEAL THAT ALSO SENT GREG BUCKNER TO DALLAS FROM MEMPHIS FOR JERRY STACKHOUSE AND CASH CONSIDERATIONS, A SECOND-ROUND PICK AND CASH CONSIDERATIONS FROM TORONTO TO MEMPHIS, AND HEDO TURKOGLU FROM ORLANDO TO TORONTO FOR CASH CONSIDERATIONS FROM DALLAS AND TORONTO

YEAR	GP-GS	MIN	AVG	FGM-FGA	PCT	FTM-FTA	PCT	- REBOUNDS -			AVG	AST	PF-D	STL	TO	BLK	PTS	AVG	HI
								OFF	DEF	TOT									
06-07	60-17	1283	21.4	146-370	.395	36-48	.750	57	156	213	3.6	33	143-2	46	51	23	381	6.4	21
07-08	53-4	821	15.5	74-207	.357	24-34	.706	28	109	137	2.6	35	90-1	19	24	13	194	3.7	13
08-09	43-17	708	16.5	54-142	.380	17-22	.773	25	53	78	1.8	15	57-0	23	17	11	147	3.4	13
<b>TOT</b>	<b>156-38</b>	<b>2812</b>	<b>18.0</b>	<b>274-719</b>	<b>.381</b>	<b>77-104</b>	<b>.740</b>	<b>110</b>	<b>318</b>	<b>428</b>	<b>2.7</b>	<b>83</b>	<b>290-3</b>	<b>88</b>	<b>92</b>	<b>47</b>	<b>722</b>	<b>4.6</b>	<b>21</b>

Three-point FG: '06-07, 53-150 (.363); '07-08, 22-68 (.324); '08-09, 22-76 (.289). Total, 97-294 (.330)

**NBA PLAYOFF STATISTICS**

YEAR	GP-GS	MIN	AVG	FGM-FGA	PCT	FTM-FTA	PCT	- REBOUNDS -			AVG	AST	PF-D	STL	TO	BLK	PTS	AVG	HI
								OFF	DEF	TOT									
06-07	6-1	109	18.2	5-24	.208	8-10	.800	4	14	18	3.0	4	12-0	6	7	2	21	3.5	10
07-08	5-0	62	12.4	11-28	.393	3-5	.600	4	11	15	3.0	0	7-0	2	3	2	29	5.8	11
<b>TOT</b>	<b>11-1</b>	<b>171</b>	<b>15.5</b>	<b>16-52</b>	<b>.308</b>	<b>11-15</b>	<b>.733</b>	<b>8</b>	<b>25</b>	<b>33</b>	<b>3.0</b>	<b>4</b>	<b>19-0</b>	<b>8</b>	<b>10</b>	<b>4</b>	<b>50</b>	<b>4.5</b>	<b>11</b>

Three-point FG: '06-07, 3-12 (.250); '07-08, 4-12 (.333). Total, 7-24 (.292)

**GIBSON, JONATHAN #3**

6-2 GUARD • BORN 11/8/87 • NEW MEXICO STATE • FREE AGENT SIGNEE 11/17/16 • WAIVED 12/27/16

YEAR	GP-GS	MIN	AVG	FGM-FGA	PCT	FTM-FTA	PCT	- REBOUNDS -			AVG	AST	PF-D	STL	TO	BLK	PTS	AVG	HI
								OFF	DEF	TOT									
16-17	17-0	231	13.6	35-95	.368	21-29	.724	1	21	22	1.3	26	21-0	8	21	0	106	6.2	26

Three-point FG: 15-45 (.333)

**GOODEN, DREW #90**

6-10 FORWARD • KANSAS '03 • BORN 9/24/81 • FREE AGENT SIGNEE 7/30/09 • TRADED TO WASHINGTON ALONG WITH JOSH HOWARD, QUINTON ROSS AND JAMES SINGLETON FOR CARON BUTLER, BRENDAN HAYWOOD, DESHAWN STEVENSON AND CASH CONSIDERATIONS (2/13/10)

YEAR	GP-GS	MIN	AVG	FGM-FGA	PCT	FTM-FTA	PCT	- REBOUNDS -			AVG	AST	PF-D	STL	TO	BLK	PTS	AVG	HI
								OFF	DEF	TOT									
09-10	28-19	741	22.4	157-336	.467	93-115	.809	123	193	316	6.9	26	129-3	26	56	50	408	8.9	24

Three-point FG: 1-6 (.167)

**GRANDHOLM, JIM #50**

7-0 CENTER • SOUTH FLORIDA '84 • BORN 10/4/60 • FREE AGENT SIGNEE 10/1/90 • WAIVED 10/18/90 • FREE AGENT SIGNEE 11/10/90 • COMPLETED CONTRACT 4/91

YEAR	GP-GS	MIN	AVG	FGM-FGA	PCT	FTM-FTA	PCT	- REBOUNDS -			AVG	AST	PF-D	STL	TO	BLK	PTS	AVG	HI
								OFF	DEF	TOT									
90-91	26-0	168	6.5	30-58	.517	10-21	.476	20	30	50	1.9	8	33-0	2	11	8	79	3.0	10

Three-point FG: 9-17 (.529)

**GREEN, A.C. #45**

6-9 FORWARD • OREGON STATE '85 • BORN 10/4/63 • ACQUIRED FROM PHOENIX WITH MICHAEL FINLEY, SAM CASSELL AND A 1998 SECOND-ROUND DRAFT CHOICE FOR JASON KIDD, LOREN MEYER AND TONY DUMAS 12/26/96 • FREE AGENT SIGNEE 8/31/99 • TRADED TO L.A. LAKERS FOR SEAN ROOKS AND A 2000 SECOND-ROUND DRAFT CHOICE 9/1/99

YEAR	GP-GS	MIN	AVG	FGM-FGA	PCT	FTM-FTA	PCT	- REBOUNDS -			AVG	AST	PF-D	STL	TO	BLK	PTS	AVG	HI
								OFF	DEF	TOT									
96-97	56-54	1944	34.7	173-356	.486	97-149	.651	189	329	518	9.3	52	111-0 52	54	15	444	7.9	21	
97-98	82-68	2649	32.3	242-534	.453	116-162	.716	219	449	668	8.1	123	157-0 78	68	27	600	7.3	25	
98-99	50-35	924	18.5	108-256	.422	30-52	.577	82	146	228	4.6	25	69-0 28	19	8	246	4.9	19	
<b>TOT</b>	<b>188-157</b>	<b>5517</b>	<b>29.3</b>	<b>523-1146</b>	<b>.456</b>	<b>243-363</b>	<b>.669</b>	<b>490</b>	<b>924</b>	<b>1414</b>	<b>7.5</b>	<b>200</b>	<b>337-0 158</b>	<b>141</b>	<b>50</b>	<b>1290</b>	<b>6.9</b>	<b>25</b>	

Three-point FG: '96-97, 1-17 (.059); '97-98, 0-4 (.000); '98-99, 0-8 (.000). Total, 1-29 (.034)

**GREEN, GERALD #8**

6-8 GUARD • GULF SHORES ACADEMY (TEXAS) '05 • BORN 1/26/86 • FREE AGENT SIGNEE 7/2/08 • COMPLETED CONTRACT 5/09

YEAR	GP-GS	MIN	AVG	FGM-FGA	PCT	FTM-FTA	PCT	- REBOUNDS -			AVG	AST	PF-D	STL	TO	BLK	PTS	AVG	HI
								OFF	DEF	TOT									
08-09	38-12	376	9.9	79-180	.439	27-32	.844	14	40	54	1.4	15	51-0	10	33	5	199	5.2	17

Three-point FG: 14-46 (.304)

## NBA PLAYOFF STATISTICS

YEAR	GP-GS	MIN	AVG	FGM-FGA	PCT	FTM-FTA	PCT	OFF	DEF	TOT	AVG	AST	PF-D	STL	TO	BLK	PTS	AVG	HI
08-09	6-0	26	4.3	4-14	.286	2-4	.500	0	2	2	0.3	0	4-0	1	2	0	11	1.8	5

Three-point FG: 1-5 (.200)

**GRIFFIN, ADRIAN #7/44**

6-5 GUARD/FORWARD • SETON HALL '96 • BORN 7/4/74 • FREE AGENT SIGNEE 7/27/01 • COMPLETED CONTRACT 5/30/03 • FREE AGENT SIGNEE 11/28/05 • COMPLETED CONTRACT 6/30/06

YEAR	GP-GS	MIN	AVG	FGM-FGA	PCT	FTM-FTA	PCT	- REBOUNDS -			AVG	AST	PF-D	STL	TO	BLK	PTS	AVG	HI
								OFF	DEF	TOT									
01-02	58-34	1383	23.8	179-359	.499	41-49	.837	68	161	229	3.9	106	142-2	75	42	12	415	7.2	23
02-03	74-48	1373	18.6	146-337	.433	27-32	.844	88	176	264	3.6	105	157-0	77	47	6	325	4.4	17
05-06	52-45	1245	23.9	98-204	.480	41-53	.774	75	152	227	4.4	89	113-1	51	39	9	237	4.6	14
TOT	184-127	4001	21.7	423-900	.470	109-134	.813	231	489	720	3.9	300	412-3	203	128	27	977	5.3	23

Three-point FG: '01-02, 16-54 (.296); '02-03, 6-24 (.250); '05-06, 0-2 (.000). Total, 22-80 (.275)

## NBA PLAYOFF STATISTICS

YEAR	GP-GS	MIN	AVG	FGM-FGA	PCT	FTM-FTA	PCT	OFF	DEF	TOT	AVG	AST	PF-D	STL	TO	BLK	PTS	AVG	HI
01-02	4-1	57	14.3	10-17	.588	0-2	.000	2	7	9	2.3	4	6-0	2	3	1	20	5.0	14
02-03	15-2	131	8.7	17-41	.415	2-2	1.000	17	27	44	2.9	8	24-0	4	9	0	37	2.5	15
05-06	20-8	349	17.5	32-59	.542	7-8	.875	28	43	71	3.6	24	42-0	15	11	2	71	3.6	13
TOTAL	39-11	537	13.8	59-117	.504	9-13	.692	47	77	124	3.2	36	72-0	21	23	3	128	3.3	15

Three-point FG: '01-02, 0-2 (.000); '02-03, 1-3 (.333). Total, 1-5 (.200)

**HAMMONS, A.J. #20**

7-0 CENTER • PURDUE • BORN 8/27/92 • D-2016 2ND RND (46TH OVERALL) • TRADED TO MIAMI FOR JOSH MCROBERTS, A FUTURE SECOND-ROUND PICK AND CASH CONSIDERATIONS 7/7/17

YEAR	GP-GS	MIN	AVG	FGM-FGA	PCT	FTM-FTA	PCT	- REBOUNDS -			AVG	AST	PF-D	STL	TO	BLK	PTS	AVG	HI
								OFF	DEF	TOT									
16-17	22-0	163	7.4	17-42	.405	9-20	.450	8	28	36	1.6	4	21-0	1	10	13	48	2.2	9

Three-point FG: 5-10 (.500)

**HARDAWAY SR., TIM #10**

6-0 GUARD • TEXAS-EL PASO '89 • BORN 9/1/66 • ACQUIRED FROM MIAMI FOR A SECOND-ROUND DRAFT CHOICE 8/22/01 • TRADED WITH JUWAN HOWARD, DONNELL HARVEY AND A 2002 FIRST-ROUND DRAFT CHOICE TO DENVER FOR TARIQ ABDUL-WAHAD, AVERY JOHNSON, RAEF LAFRENTZ AND NICK VAN EXEL 2/21/02

YEAR	GP-GS	MIN	AVG	FGM-FGA	PCT	FTM-FTA	PCT	- REBOUNDS -			AVG	AST	PF-D	STL	TO	BLK	PTS	AVG	HI
								OFF	DEF	TOT									
01-02	54-2	1276	23.6	179-494	.362	65-78	.833	13	84	97	1.8	201	84-0	40	73	8	518	9.6	21

Three-point FG: 95-279 (.341)



**HARRIS, LUCIOUS #30**

6-5 GUARD • D-1993 2ND RND (28TH OVERALL) • LONG BEACH STATE '93 • BORN 12/18/70 • RIGHTS RENOUNCED 7/17/96

YEAR	GP-GS	MIN	AVG	FGM-FGA	PCT	FTM-FTA	PCT	- REBOUNDS -			AVG	AST	PF-D	STL	TO	BLK	PTS	AVG	HI
								OFF	DEF	TOT									
93-94	77-0	1165	15.1	162-385	.421	87-119	.731	45	112	157	2.0	106	117-0	49	78	10	418	5.4	20
94-95	79-31	1695	21.5	280-610	.459	136-170	.800	85	135	220	2.8	132	105-0	58	77	14	751	9.5	31
95-96	61-1	1016	16.7	183-397	.461	68-87	.782	41	81	122	2.0	79	56-0	35	46	3	481	7.9	19
<b>TOT</b>	<b>217-32</b>	<b>3876</b>	<b>17.9</b>	<b>625-1392</b>	<b>.449</b>	<b>291-376</b>	<b>.774</b>	<b>171</b>	<b>328</b>	<b>499</b>	<b>2.3</b>	<b>317</b>	<b>278-0</b>	<b>142</b>	<b>201</b>	<b>27</b>	<b>1650</b>	<b>7.6</b>	<b>31</b>

Three-point FG: '93-94, 7-33 (.212); '94-95, 55-142 (.387); '95-96, 47-125 (.376); Total, 109-300 (.363)

**HARRIS, MANNY #6**

6-5 GUARD • MICHIGAN • BORN 9/21/89 • SIGNED TO A 10-DAY CONTRACT 3/9/17 • SIGNED TO A SECOND 10-DAY CONTRACT 3/19/17 • COMPLETED SECOND 10-DAY CONTRACT 3/29/17

YEAR	GP-GS	MIN	AVG	FGM-FGA	PCT	FTM-FTA	PCT	- REBOUNDS -			AVG	AST	PF-D	STL	TO	BLK	PTS	AVG	HI
								OFF	DEF	TOT									
16-17	4-0	25	6.2	3-15	.200	2-4	.500	3	6	9	2.3	2	1-0	0	2	0	8	2.0	5

Three-point FG: 0-2 (.000).

**HARRISON, AARON #9**

6-6 GUARD • KENTUCKY • BORN 10/28/94 • SIGNED TO A 10-DAY CONTRACT 3/22/18 • SIGNED FOR THE REMAINDER OF THE SEASON 4/1/18 • COMPLETED CONTRACT 6/30/18

YEAR	GP-GS	MIN	AVG	FGM-FGA	PCT	FTM-FTA	PCT	- REBOUNDS -			AVG	AST	PF-D	STL	TO	BLK	PTS	AVG	HI
								OFF	DEF	TOT									
17-18	9-3	233	25.9	19-69	.275	13-17	.765	4	20	24	2.7	11	27-0	9	3	2	60	6.7	16

Three-point FG: 9-43 (.209)

**HARVEY, DONNELL #1**

6-8 FORWARD • FLORIDA '03 • BORN 8/26/80 • ACQUIRED FROM NEW YORK WITH JOHN WALLACE FOR ERICK STRICKLAND AND THE DRAFT RIGHTS TO PETE MICKEAL 6/28/00 • TRADED WITH TIM HARDAWAY, JUWAN HOWARD AND A 2002 FIRST-ROUND DRAFT CHOICE TO DENVER FOR TARIQ ABDUL-WAHAD, AVERY JOHNSON, RAEF LAFRENTZ AND NICK VAN EXEL 2/21/02

YEAR	GP-GS	MIN	AVG	FGM-FGA	PCT	FTM-FTA	PCT	- REBOUNDS -			AVG	AST	PF-D	STL	TO	BLK	PTS	AVG	HI
								OFF	DEF	TOT									
00-01	18-0	65	3.6	8-14	.571	6-16	.375	6	14	20	1.1	2	15-0	3	7	1	22	1.2	5
01-02	18-0	162	9.0	14-26	.538	10-22	.455	12	34	46	2.6	5	27-0	4	8	5	38	2.1	12
<b>TOT</b>	<b>36-0</b>	<b>227</b>	<b>6.3</b>	<b>22-40</b>	<b>.550</b>	<b>16-38</b>	<b>.421</b>	<b>18</b>	<b>48</b>	<b>66</b>	<b>1.8</b>	<b>7</b>	<b>42-0</b>	<b>7</b>	<b>15</b>	<b>6</b>	<b>60</b>	<b>1.7</b>	<b>12</b>

Three-point FG: None Attempted.

**HASSELL, TRENTON #23**

6-5 FORWARD • AUSTIN PEAY '02 • BORN 3/4/79 • ACQUIRED FROM MINNESOTA FOR GREG BUCKNER 9/28/07 • TRADED TO NEW JERSEY WITH DESAGANA DIOP, DEVIN HARRIS, MAURICE AGER, KEITH VAN HORN AND TWO FIRST-ROUND PICKS FOR JASON KIDD, MALIK ALLEN AND ANTOINE WRIGHT 2/19/08

YEAR	GP-GS	MIN	AVG	FGM-FGA	PCT	FTM-FTA	PCT	- REBOUNDS -			AVG	AST	PF-D	STL	TO	BLK	PTS	AVG	HI
								OFF	DEF	TOT									
07-08	37-6	463	12.5	37-80	.463	1-2	.500	11	33	44	1.2	26	55-0	9	14	1	76	2.1	10

Three-point FG: 1-4 (.250)

**HASSETT, JOE #10**

6-5 GUARD • DISPERSAL CHOICE FROM INDIANA • PROVIDENCE '77 • BORN 9/11/55 • WAIVED 11/17/80

YEAR	GP-GS	MIN	AVG	FGM-FGA	PCT	FTM-FTA	PCT	- REBOUNDS -			AVG	AST	PF-D	STL	TO	BLK	PTS	AVG	HI
								OFF	DEF	TOT									
80-81	17-0	280	16.5	59-142	.415	10-13	.769	11	14	25	1.5	18	21-0	5	11	0	138	8.1	15

Three-point FG: 10-40 (.250)





HOWARD, BRIAN #41

6-7 FORWARD • NORTH CAROLINA STATE '90 • BORN 10/19/67 • FREE AGENT SIGNEE 2/3/92 • COMPLETED CONTRACT 4/93

Table with 18 columns: YEAR, GP-GS, MIN, AVG, FGM-FGA, PCT, FTM-FTA, PCT, OFF, DEF, TOT, AVG, AST, PF-D, STL, TO, BLK, PTS, AVG, HI. Rows for 91-92, 92-93, and TOT.

Three-point FG: '91-92, 1-2 (.500); '92-93, 1-7 (.143). Total, 2-9 (.222)

HOWARD, JOSH #5

6-7 GUARD/FORWARD • WAKE FOREST '03 • BORN 4/28/80 • DRAFTED BY DALLAS IN THE FIRST-ROUND (29TH OVERALL) OF THE 2003 NBA DRAFT • TRADED TO WASHINGTON ALONG WITH DREW GOODEN, QUINTON ROSS AND JAMES SINGLETON FOR CARON BUTLER, BRENDAN HAYWOOD, DESHAWN STEVENSON AND CASH CONSIDERATIONS 2/13/10

Table with 18 columns: YEAR, GP-GS, MIN, AVG, FGM-FGA, PCT, FTM-FTA, PCT, OFF, DEF, TOT, AVG, AST, PF-D, STL, TO, BLK, PTS, AVG, HI. Rows for 03-04 to 09-10 and TOT.

Three-point FG: '03-04, 20-66 (.303); '04-05, 34-115 (.296); '05-06, 27-63 (.429); '06-07, 92-239 (.385); '07-08, 67-210 (.319); '08-09, 58-168 (.345); '09-10, 20-75 (.267). Total, 318-936 (.340)

NBA PLAYOFF STATISTICS

Table with 18 columns: YEAR, GP-GS, MIN, AVG, FGM-FGA, PCT, FTM-FTA, PCT, OFF, DEF, TOT, AVG, AST, PF-D, STL, TO, BLK, PTS, AVG, HI. Rows for 03-04 to 08-09 and TOT.

THREE-POINT FG: '03-04, 1-5 (.200); '04-05, 4-16 (.250); '05-06, 24-65 (.369); '06-07, 7-18 (.389); '07-08, 1-10 (.100); '08-09, 8-32 (.250). TOTAL, 45-146 (.308)

NBA ALL-STAR STATISTICS

Table with 18 columns: YEAR, SITE, GP-GS, MIN, FGM-FGA, PCT, FTM-FTA, PCT, OFF, DEF, TOT, AST, PF-D, ST, TO, BLK, PTS, AVG. Rows for 2007 and TOT.

Three-point FG: '07, 0-1 (.000). Total, 0-1 (.000)

HOWARD, JUWAN #5/55

6-9 FORWARD • MICHIGAN '95 • BORN 2/7/73 • ACQUIRED FROM WASHINGTON WITH CALVIN BOOTH AND OBINNA EKEZIE FOR CHRISTIAN LAETTNER, HUBERT DAVIS, LOY VAUGHT, COURTNEY ALEXANDER, ETAN THOMAS AND CASH 2/22/01 • FREE AGENT SIGNEE 11/1/07 • TRADED WITH TIM HARDAWAY, DONNELL HARVEY AND A 2002 FIRST-ROUND DRAFT CHOICE TO DENVER FOR TARIQ ABDUL-WAHAD, AVERY JOHNSON, RAEF LAFRENTZ AND NICK VAN EXEL 2/21/02 • COMPLETED CONTRACT 5/08

Table with 18 columns: YEAR, GP-GS, MIN, AVG, FGM-FGA, PCT, FTM-FTA, PCT, OFF, DEF, TOT, AVG, AST, PF-D, STL, TO, BLK, PTS, AVG, HI. Rows for 00-01, 01-02, 07-08, and TOT.

Three-point FG: '00-01, 0-3 (.000); '01-02, 0-1 (.000). Total, 0-4 (.000)

NBA PLAYOFF STATISTICS

Table with 18 columns: YEAR, GP-GS, MIN, AVG, FGM-FGA, PCT, FTM-FTA, PCT, OFF, DEF, TOT, AVG, AST, PF-D, STL, TO, BLK, PTS, AVG, HI. Rows for 00-01, 07-08, and TOT.

THREE-POINT FG: None Attempted.

HUGHES, RICK #3

6-9 FORWARD • THOMAS MORE '96 • BORN 8/22/73 • FREE AGENT SIGNEE 11/4/99 • WAIVED 1/5/00

Table with 18 columns: YEAR, GP-GS, MIN, AVG, FGM-FGA, PCT, FTM-FTA, PCT, OFF, DEF, TOT, AVG, AST, PF-D, STL, TO, BLK, PTS, AVG, HI. Rows for 99-00 and TOT.

Three-point FG: 0-1 (.000)





### HUMPHRIES, KRIS #43

6-9 FORWARD • MINNESOTA '07 • BORN 2/6/85 • ACQUIRED FROM TORONTO WITH SHAWN MARION, NATHAN JAWAI AND CASH CONSIDERATIONS IN A DEAL THAT ALSO SENT ANTOINE WRIGHT AND DEVEAN GEORGE TO TORONTO AND GREG BUCKNER TO DALLAS FROM MEMPHIS FOR JERRY STACKHOUSE AND CASH CONSIDERATIONS, A SECOND-ROUND PICK AND CASH CONSIDERATIONS FROM TORONTO TO MEMPHIS, AND HEDO TURKOGLU FROM ORLANDO TO TORONTO FOR CASH CONSIDERATIONS FROM DALLAS AND TORONTO • TRADED TO NEW JERSEY ALONG WITH SHAWNE WILLIAMS IN EXCHANGE FOR EDUARD NAJERA

YEAR	GP-GS	MIN	AVG	FGM-FGA	PCT	FTM-FTA	PCT	- REBOUNDS -			AVG	AST	PF-D	STL	TO	BLK	PTS	AVG	HI
								OFF	DEF	TOT									
09-10	25-0	315	12.6	53-115	.461	25-44	.568	38	57	95	3.8	7	43-0	7	13	11	131	5.2	15

Three-point FG: None Attempted.

### HUSTON, GEOFF #20

6-2 GUARD • DISPERSAL CHOICE FROM NEW YORK • TEXAS TECH '79 • BORN 11/8/57 • TRADED TO CLEVELAND WITH 1983 THIRD-ROUND CHOICE FOR 1985 FIRST-ROUND CHOICE AND CHAD KINCH 2/7/81

YEAR	GP-GS	MIN	AVG	FGM-FGA	PCT	FTM-FTA	PCT	- REBOUNDS -			AVG	AST	PF-D	STL	TO	BLK	PTS	AVG	HI
								OFF	DEF	TOT									
80-81	56-56	1892	33.8	385-789	.488	128-185	.692	33	66	99	4.9	277	113-1	45	148	6	899	16.1	29

Three-point FG: 1-4 (.250)

### IUZZOLINO, MIKE #55 (1991-92), #13 (1992-93)

5-11 GUARD • D-1991 2ND RND (35TH OVERALL) • ST. FRANCIS (PA.) '91 • BORN 1/22/68 • COMPLETED CONTRACT 4/93

YEAR	GP-GS	MIN	AVG	FGM-FGA	PCT	FTM-FTA	PCT	- REBOUNDS -			AVG	AST	PF-D	STL	TO	BLK	PTS	AVG	HI
								OFF	DEF	TOT									
91-92	52-21	1280	24.6	160-355	.451	107-128	.836	27	71	98	1.9	194	79-0	33	92	1	486	9.3	23
92-93	70-23	1769	25.3	221-478	.462	114-149	.765	31	109	140	2.0	328	101-0	49	129	6	610	8.7	23
TOT	122-44	3049	25.0	381-833	.457	221-277	.798	58	180	238	2.0	522	180-0	82	221	7	1096	9.0	23

Three-point FG: '91-92, 59-136 (.434); '92-93, 54-144 (.375). Total, 113-280 (.404)

### JACKSON, JIM #24

6-6 GUARD • D-1992 1ST RND (4TH OVERALL) • OHIO STATE '93 • BORN 10/14/70 • TRADED TO NEW JERSEY WITH SAM CASSELL, CHRIS GATLING, GEORGE MCCLLOUD AND ERIC MONTROSS FOR SHAWN BRADLEY, ED O'BANNON, ROBERT PACK AND KHALID REEVES 2/17/97

YEAR	GP-GS	MIN	AVG	FGM-FGA	PCT	FTM-FTA	PCT	- REBOUNDS -			AVG	AST	PF-D	STL	TO	BLK	PTS	AVG	HI
								OFF	DEF	TOT									
92-93	28-28	938	33.5	184-466	.395	68-92	.739	42	80	122	4.4	131	80-0	40	115	11	457	16.3	32
93-94	82-82	3066	37.4	637-1432	.445	285-347	.821	169	219	388	4.7	374	161-0	87	334	25	1576	19.2	37
94-95	51-51	1982	38.9	484-1026	.472	306-380	.805	120	140	260	5.1	191	92-0	28	160	12	1309	25.7	50
95-96	82-82	2820	34.4	569-1308	.435	345-418	.825	173	237	410	5.0	235	165-0	47	191	22	1604	19.6	38
96-97	46-46	1676	36.4	260-588	.442	148-188	.787	81	146	227	4.9	156	113-0	57	107	15	714	15.5	28
TOT	289-289	10482	36.3	2134-4820	.443	1152-1425	.808	585	822	1407	4.9	1087	611-0	259	907	85	5660	19.6	50

Three-point FG: '92-93, 21-73 (.288); '93-94, 17-60 (.283); '94-95, 35-110 (.318); '95-96, 121-333 (.363); '96-97, 46-139 (.331). Total, 240-715 (.336)

### JACKSON, MYRON #6

6-3 GUARD • D-1986 4TH RND (85TH OVERALL) • ARK. – LITTLE ROCK '86 • BORN 5/6/64 • WAIVED 12/22/86

YEAR	GP-GS	MIN	AVG	FGM-FGA	PCT	FTM-FTA	PCT	- REBOUNDS -			AVG	AST	PF-D	STL	TO	BLK	PTS	AVG	HI
								OFF	DEF	TOT									
86-87	8-0	22	2.8	2-9	.222	7-8	.875	1	2	3	0.8	6	1-0	1	5	0	11	1.4	3

Three-point FG: None Attempted.

### JACKSON, PIERRE #55

5-11 GUARD • BAYLOR • BORN 8/29/91 • FREE AGENT SIGNEE 12/27/16 • WAIVED 1/6/17 • SIGNED TO A 10-DAY CONTRACT 1/15/17 • SIGNED TO A SECOND 10-DAY CONTRACT 1/25/17 • RELEASED FROM 10-DAY CONTRACT 1/28/17

YEAR	GP-GS	MIN	AVG	FGM-FGA	PCT	FTM-FTA	PCT	- REBOUNDS -			AVG	AST	PF-D	STL	TO	BLK	PTS	AVG	HI
								OFF	DEF	TOT									
16-17	9-1	84	9.4	13-39	.333	6-7	.857	1	8	9	1.0	19	5-0	2	3	0	35	3.9	10

Three-point FG: 3-11 (.273)

**JACKSON, RANDELL #43**

6-11 FORWARD • FLORIDA STATE '99 • BORN 1/16/76 • FREE AGENT SIGNEE 11/1/99 • WAIVED 12/19/99

YEAR	GP-GS	MIN	AVG	FGM-FGA	PCT	FTM-FTA	PCT	- REBOUNDS -			AVG	AST	PF-D	STL	TO	BLK	PTS	AVG	HI
								OFF	DEF	TOT									
99-00	1-0	1	1.0	0-0	---	0-0	---	0	0	0	0.0	0	0-0	0	0	0	0	0.0	0

Three-point FG: None Attempted.

**JAMES, BERNARD #5 (2012-14), #55 (2014-15)**

6-10 CENTER • FLORIDA STATE • BORN 2/7/85 • DRAFT RIGHTS ACQUIRED FROM CLEVELAND, ALONG WITH DRAFT RIGHTS TO JARED CUNNINGHAM AND JAE CROWDER, IN EXCHANGE FOR KELENNNA AZUBUIKE AND THE DRAFT RIGHTS TO TYLER ZELLER 6/28/12 • WAIVED 7/19/13 • RE-SIGNED 7/26/13 • RE-SIGNED 9/3/14 • WAIVED 10/25/14 • SIGNED TO A 10-DAY CONTRACT 2/11/15 • SIGNED TO A SECOND 10-DAY CONTRACT 2/21/15 • SIGNED FOR THE REMAINDER OF THE SEASON 3/3/15 • COMPLETED CONTRACT 6/30/15

YEAR	GP-GS	MIN	AVG	FGM-FGA	PCT	FTM-FTA	PCT	- REBOUNDS -			AVG	AST	PF-D	STL	TO	BLK	PTS	AVG	HI
								OFF	DEF	TOT									
12-13	46-11	457	9.9	53-103	.515	25-41	.610	52	79	131	2.8	6	64-0	12	18	38	131	2.8	12
13-14	30-0	146	4.9	11-23	.478	6-11	.545	15	27	42	1.4	3	24-0	3	10	8	28	0.9	7
14-15	16-2	158	9.9	12-27	.444	20-23	.870	18	21	39	2.4	4	17-0	2	6	15	44	2.8	9
TOT	92-13	761	8.3	76-153	.497	51-75	.680	85	127	212	2.3	13	105-0	17	34	61	203	2.2	12

Three-point FG: '12-13, 0-2 (.000); '13-14, 0-1 (.000); '14-15, None Attempted. Total, 0-3 (.000)

**NBA PLAYOFF STATISTICS**

YEAR	GP-GS	MIN	AVG	FGM-FGA	PCT	FTM-FTA	PCT	OFF	DEF	TOT	AVG	AST	PF-D	STL	TO	BLK	PTS	AVG	HI
13-14	2-0	8	4.0	0-0	---	0-0	---	1	0	1	0.5	0	0-0	1	0	0	0	0.0	0
14-15	1-0	2	2.0	0-0	---	0-0	---	0	0	0	0.0	0	0-0	0	0	0	0	0.0	0

THREE-POINT FG: None Attempted.

**JAMES, MIKE #13**

6-2 GUARD • DUQUESNE • BORN 6/23/75 • SIGNED TO A 10-DAY CONTRACT BY DALLAS 1/8/13 • SIGNED TO A SECOND 10-DAY CONTRACT BY DALLAS 1/18/13 • SIGNED FOR THE REMAINDER OF THE SEASON BY DALLAS 1/28/13 • CONTRACT EXPIRED 6/30/13

YEAR	GP-GS	MIN	AVG	FGM-FGA	PCT	FTM-FTA	PCT	- REBOUNDS -			AVG	AST	PF-D	STL	TO	BLK	PTS	AVG	HI
								OFF	DEF	TOT									
12-13	45-23	862	19.2	101-271	.373	23-29	.793	9	63	72	19.2	139	95-1	26	55	3	273	6.1	19

Three-point FG: 48-125 (.384)

**JAMISON, ANTAWN #33**

6-9 FORWARD • NORTH CAROLINA '99 • BORN 6/12/76 • ACQUIRED FROM GOLDEN STATE WITH DANNY FORTSON, CHRIS MILLS AND JIRI WELSCH FOR EVAN ESCHMEYER, AVERY JOHNSON, POPEYE JONES, ANTOINE RIGAUDEAU AND NICK VAN EXEL 8/18/03 • TRADED TO WASHINGTON WITH CASH CONSIDERATIONS FOR CHRISTIAN LAETTNER, JERRY STACKHOUSE AND THE DRAFT RIGHTS TO DEVIN HARRIS 6/24/04

YEAR	GP-GS	MIN	AVG	FGM-FGA	PCT	FTM-FTA	PCT	- REBOUNDS -			AVG	AST	PF-D	STL	TO	BLK	PTS	AVG	HI
								OFF	DEF	TOT									
03-04	82-2	2376	29.0	488-913	.535	220-294	.748	233	287	520	6.3	70	174-2	83	81	30	1212	14.8	26

Three-point FG: 16-40 (.400)

**NBA PLAYOFF STATISTICS**

YEAR	GP-GS	MIN	AVG	FGM-FGA	PCT	FTM-FTA	PCT	OFF	DEF	TOT	AVG	AST	PF-D	STL	TO	BLK	PTS	AVG	HI
03-04	5-0	109	21.8	26-57	.456	11-15	.733	15	10	25	50	2	15-0	5	5	2	65	13.0	20

THREE-POINT FG: 2-8 (.250)

**JEELANI, ABDUL (GARY COLE) #11**

6-8 FORWARD • DISPERSAL CHOICE FROM PORTLAND • WISCONSIN (PARKSIDE '76) • BORN 2/10/54 • WAIVED 10/5/81

YEAR	GP-GS	MIN	AVG	FGM-FGA	PCT	FTM-FTA	PCT	- REBOUNDS -			AVG	AST	PF-D	STL	TO	BLK	PTS	AVG	HI
								OFF	DEF	TOT									
80-81	66-12	1108	16.8	187-440	.425	179-220	.814	83	147	230	3.5	65	123-2	44	87	31	553	8.4	31

Three-point FG: 0-1 (.000)



### JEFFERSON, RICHARD #24

6-7 FORWARD • ARIZONA • BORN 6/21/80 • FREE AGENT SIGNEE 7/21/14 • COMPLETED CONTRACT 6/30/15

YEAR	GP-GS	MIN	AVG	FGM-FGA	PCT	FTM-FTA	PCT	- REBOUNDS -				AVG	AST	PF-D	STL	TO	BLK	PTS	AVG	HI
								OFF	DEF	TOT	TOT									
14-15	74-18	1244	16.8	144-324	.444	78-114	.684	25	158	183	2.5	61	115-0	32	52	11	432	5.8	24	

Three-point FG: 66-155 (.426)

#### NBA PLAYOFF STATISTICS

YEAR	GP-GS	MIN	AVG	FGM-FGA	PCT	FTM-FTA	PCT	OFF	DEF	TOT	AVG	AST	PF-D	STL	TO	BLK	PTS	AVG	HI

Three-point FG: 3-8 (.375)

### JENKINS, JOHN #12

6-4 GUARD • VANDERBILT • BORN 3/6/91 • FREE AGENT SIGNEE 7/24/15 • WAIVED 2/22/16

YEAR	GP-GS	MIN	AVG	FGM-FGA	PCT	FTM-FTA	PCT	- REBOUNDS -				AVG	AST	PF-D	STL	TO	BLK	PTS	AVG	HI
								OFF	DEF	TOT	TOT									
15-16	21-1	193	9.2	29-70	.414	8-9	.889	4	18	22	1.1	9	11-0	3	11	0	69	3.3	17	

Three-point FG: 3-19 (.158)

### JOHNSON, ANTHONY #8

6-3 GUARD • COLLEGE OF CHARLESTON '97 • BORN 10/2/74 • ACQUIRED FROM INDIANA FOR DARRELL ARMSTRONG, JOSH POWELL AND RAWLE MARSHALL 6/24/06 • TRADED TO ATLANTA FOR A 2007 SECOND-ROUND PICK 2/22/07

YEAR	GP-GS	MIN	AVG	FGM-FGA	PCT	FTM-FTA	PCT	- REBOUNDS -				AVG	AST	PF-D	STL	TO	BLK	PTS	AVG	HI
								OFF	DEF	TOT	TOT									
06-07	40-0	562	14.1	60-146	.416	21-29	.724	13	35	48	1.2	78	68-0	16	31	1	152	3.8	11	

Three-point FG: 11-29 (.379)

### JOHNSON, AVERY #5 (2001-02), #6 (2002-03)

5-11 GUARD • SOUTHERN '88 • BORN 3/25/65 • ACQUIRED FROM DENVER WITH TARIQ ABDUL-WAHAD, RAEF LAFRENTZ AND NICK VAN EXEL FOR TIM HARDAWAY, DONNELL HARVEY, JUWAN HOWARD AND A 2002 FIRST-ROUND DRAFT CHOICE 2/21/02 • TRADED TO GOLDEN STATE WITH EVAN ESCHMEYER, POPEYE JONES, ANTOINE RIGAUDEAU AND NICK VAN EXEL FOR DANNY FORTSON, ANTAWN JAMISON, CHRIS MILLS AND JIRI WELSCH 8/18/03 • FREE AGENT SIGNEE 9/30/04 • ANNOUNCED RETIREMENT 10/28/04

YEAR	GP-GS	MIN	AVG	FGM-FGA	PCT	FTM-FTA	PCT	- REBOUNDS -				AVG	AST	PF-D	STL	TO	BLK	PTS	AVG	HI
								OFF	DEF	TOT	TOT									
01-02	17-0	152	8.9	21-49	.429	12-17	.706	0	5	5	0.3	28	17-0	5	9	1	54	3.2	15	
02-03	48-0	430	9.0	63-150	.420	30-39	.769	10	21	31	0.6	64	26-0	15	29	1	156	3.3	12	
TOT	65-0	582	9.0	84-199	.422	42-56	.750	10	26	37	0.6	92	43-0	20	38	2	210	3.2	15	

Three-point FG: '01-02, None Attempted; '02-03, 0-2 (.000). Total, 0-2 (.000)

### JONES, ANTHONY #21

6-6 GUARD • NEVADA-LAS VEGAS '86 • BORN 9/13/62 • FREE AGENT SIGNEE 1/22/89 • COMPLETED CONTRACT 5/90 • RIGHTS RENOUNCED 6/27/90

YEAR	GP-GS	MIN	AVG	FGM-FGA	PCT	FTM-FTA	PCT	- REBOUNDS -				AVG	AST	PF-D	STL	TO	BLK	PTS	AVG	HI
								OFF	DEF	TOT	TOT									
88-89	25-0	131	5.2	24-64	.375	12-14	.857	10	10	20	0.8	13	13-0	9	4	2	64	2.6	8	
89-90	66-0	650	9.8	72-194	.371	47-69	.681	33	49	82	1.2	29	77-0	32	42	16	195	3.0	13	
TOT	91-0	781	8.6	96-258	.372	59-83	.711	43	59	102	1.1	42	90-0	41	46	18	259	2.8	13	

Three-point FG: '88-89, 4-15 (.267); '89-90, 4-13 (.308). Total, 8-28 (.286)

#### NBA PLAYOFF STATISTICS

YEAR	GP-GS	MIN	AVG	FGM-FGA	PCT	FTM-FTA	PCT	OFF	DEF	TOT	AVG	AST	PF-D	STL	TO	BLK	PTS	AVG	HI

THREE-POINT FG: None Attempted.

### JONES, DAHNTAY #30

6-6 GUARD/FORWARD • DUKE • BORN 12/27/80 • ACQUIRED FROM INDIANA ALONG WITH DARREN COLLISON IN EXCHANGE FOR IAN MAHINMI 7/12/12 • TRADED TO ATLANTA IN EXCHANGE FOR ANTHONY MORROW 2/21/13

YEAR	GP-GS	MIN	AVG	FGM-FGA	PCT	FTM-FTA	PCT	- REBOUNDS -				AVG	AST	PF-D	STL	TO	BLK	PTS	AVG	HI
								OFF	DEF	TOT	TOT									
12-13	50-15	635	12.7	50-140	.357	66-82	.805	13	57	70	1.4	28	73-0	10	22	5	174	3.5	12	

Three-point FG: 8-37 (.216)

**JONES, DAMON #11**

6-3 GUARD • HOUSTON '98 • BORN 8/25/76 • FREE AGENT SIGNEE 12/2/99 • COMPLETED CONTRACT 5/00

YEAR	GP-GS	MIN	AVG	FGM-FGA	PCT	FTM-FTA	PCT	- REBOUNDS -			AVG	AST	PF-D	STL	TO	BLK	PTS	AVG	HI
								OFF	DEF	TOT									
99-00	42-0	416	9.9	55-154	.357	25-39	.641	12	27	39	1.4	57	21-0	12	25	1	165	3.9	18

Three-point FG: 30-91 (.330)

**JONES, DOMINIQUE #20**

6-5 GUARD • SOUTH FLORIDA • BORN 10/15/88 • ACQUIRED FROM MEMPHIS IN EXCHANGE FOR CASH CONSIDERATIONS 6/24/10 • WAIVED 3/9/13

YEAR	GP-GS	MIN	AVG	FGM-FGA	PCT	FTM-FTA	PCT	- REBOUNDS -			AVG	AST	PF-D	STL	TO	BLK	PTS	AVG	HI
								OFF	DEF	TOT									
10-11	18-0	136	7.6	14-45	.311	14-17	.824	6	19	25	1.4	19	7-0	5	10	3	42	2.3	13
11-12	33-1	271	8.2	29-73	.397	29-37	.784	9	35	44	1.3	42	28-0	10	28	5	88	2.7	12
12-13	29-3	338	11.7	40-109	.367	35-53	.660	18	27	45	1.6	83	29-0	14	38	2	116	4.0	15
TOT	80-4	745	9.3	83-227	.366	78-107	.729	33	81	114	1.4	144	64-0	29	76	10	246	3.1	15

Three-point FG: '10-11, 0-4 (.000); '11-12, 1-8 (.125); '12-13, 1-9 (.111). Total, 2-21 (.095)

**JONES, EDDIE #6**

6-6 GUARD • TEMPLE '94 • BORN 10/21/71 • FREE AGENT SIGNEE 8/6/07 • TRADED TO INDIANA WITH TWO SECOND-ROUND PICKS FOR SHAWNE WILLIAMS 10/10/08

YEAR	GP-GS	MIN	AVG	FGM-FGA	PCT	FTM-FTA	PCT	- REBOUNDS -			AVG	AST	PF-D	STL	TO	BLK	PTS	AVG	HI
								OFF	DEF	TOT									
07-08	47-33	922	19.6	66-180	.367	10-14	.714	18	114	132	2.8	69	72-0	26	29	8	176	3.7	17

Three-point FG: 34-116 (.293)

## NBA PLAYOFF STATISTICS

YEAR	GP-GS	MIN	AVG	FGM-FGA	PCT	FTM-FTA	PCT	OFF	DEF	TOT	AVG	AST	PF-D	STL	TO	BLK	PTS	AVG	HI
07-08	3-0	22	7.3	2-6	.333	1-1	1.000	0	3	3	1.0	1	3-0	1	1	0	6	2.0	2

Three-point FG: 1-4 (.250)

**JONES, POPEYE #54**

6-8 FORWARD • MURRAY STATE '92 • BORN 6/17/70 • ACQUIRED FROM HOUSTON FOR THE RIGHTS TO ERIC RILEY 6/30/93 • FREE AGENT SIGNEE 10/20/02 • TRADED TO TORONTO WITH NEW YORK'S 1997 FIRST-ROUND PICK AND A CONDITIONAL RIGHT TO FLIP PICKS WITH MINNESOTA'S 1997 OR 1998 FIRST-ROUND PICK FOR JIMMY KING AND SECOND ROUND PICKS IN EITHER '97 AND '98 OR '98 AND '99 7/23/96 • TRADED TO GOLDEN STATE WITH EVAN ESCHMEYER, AVERY JOHNSON, ANTOINE RIGAUEAU AND NICK VAN EXEL FOR DANNY FORTSON, ANTAWN JAMISON, CHRIS MILLS AND JIRI WELSCH 8/18/03

YEAR	GP-GS	MIN	AVG	FGM-FGA	PCT	FTM-FTA	PCT	- REBOUNDS -			AVG	AST	PF-D	STL	TO	BLK	PTS	AVG	HI
								OFF	DEF	TOT									
93-94	81-47	1773	21.9	195-407	.479	78-107	.729	299	306	605	7.5	99	246-2	61	94	31	468	5.8	16
94-95	80-80	2385	29.8	372-839	.443	80-124	.645	329	515	844	10.6	163	267-5	35	124	27	825	10.3	25
95-96	68-68	2322	34.1	327-733	.446	102-133	.767	260	477	737	10.8	132	262-8	54	109	27	770	11.3	24
02-03	26-0	222	8.5	24-62	.387	5-11	.455	29	30	59	2.3	8	31-0	5	15	0	53	2.0	11
TOT	255-195	6702	26.3	918-2041	.450	265-375	.707	917	1328	2245	8.8	402	806-15	155	342	85	2116	8.3	25

Three-point FG: '93-94, 0-1 (.000); '94-95, 1-12 (.083); '95-96, 14-39 (.359); '02-03, None Attempted. Total, 15-52 (.288)

**JONES, JALEN #21**

6-7 FORWARD • TEXAS A&amp;M • BORN 5/27/93 • AWARDED TWO-WAY CONTRACT VIA WAIVER CLAIM 1/10/18 • WAIVED 7/13/18

YEAR	GP-GS	MIN	AVG	FGM-FGA	PCT	FTM-FTA	PCT	- REBOUNDS -			AVG	AST	PF-D	STL	TO	BLK	PTS	AVG	HI
								OFF	DEF	TOT									
17-18	12-0	162	13.5	25-63	.397	10-17	.588	13	22	35	2.9	4	20-0	5	8	1	69	5.8	16

Three-point FG: 9-25 (.360)

**JORDAN, DEANDRE #6**

6-11 CENTER • TEXAS A&amp;M • BORN 7/21/88 • FREE AGENT SIGNEE 7/6/18 • TRADED WITH DENNIS SMITH JR., WESLEY MATTHEWS AND TWO FUTURE FIRST ROUND PICKS TO NEW YORK IN EXCHANGE FOR KRISTAPS PORZINGIS, TIM HARDAWAY JR., COURTNEY LEE AND TREY BURKE 1/31/19

YEAR	GP-GS	MIN	AVG	FGM-FGA	PCT	FTM-FTA	PCT	- REBOUNDS -			AVG	AST	PF-D	STL	TO	BLK	PTS	AVG	HI
								OFF	DEF	TOT									
18-19	50-50	1554	31.1	208-323	.644	135-198	.682	161	525	686	13.7	99	125-1	33	111	53	551	11.0	22

Three-point FG: None Attempted.



CONTENT

THE ORGANIZATION

PLAYERS

THE NBA

HISTORY

RECORDS

PLAYOFFS

MEDIA

REVIEW

**KAMAN, CHRIS #35**

7-0 CENTER • CENTRAL MICHIGAN • BORN 4/28/82 • FREE AGENT SIGNEE 7/13/12 • COMPLETED CONTRACT 6/30/13

YEAR	GP-GS	MIN	AVG	FGM-FGA	PCT	FTM-FTA	PCT	- REBOUNDS -				AVG	AST	PF-D	STL	TO	BLK	PTS	AVG	HI
								OFF	DEF	TOT	TOT									
12-13	66-52	1369	20.7	313-617	.507	67-85	.788	97	275	372	5.6	51	141-1	29	103	52	693	10.5	26	

Three-point FG: 0-1 (.000)

**KEA, CLARENCE #53**

6-6 FORWARD • D-1980 8TH RND (169TH OVERALL) • LAMAR '80 • BORN 2/2/59 • WAIVED 10/8/80 • FREE AGENT SIGNEE 2/10/81 • WAIVED 10/26/81 • FREE AGENT SIGNEE 12/22/81 • WAIVED 10/9/82

YEAR	GP-GS	MIN	AVG	FGM-FGA	PCT	FTM-FTA	PCT	- REBOUNDS -				AVG	AST	PF-D	STL	TO	BLK	PTS	AVG	HI
								OFF	DEF	TOT	TOT									
80-81	16-0	199	12.4	37-81	.457	43-62	.694	28	39	67	4.2	5	44-2	6	16	1	117	7.3	22	
81-82	35-0	248	7.1	26-49	.531	29-42	.690	26	35	61	1.7	14	55-0	4	16	3	81	2.3	10	
TOT	51-0	447	8.8	63-130	.485	72-104	.692	54	74	128	2.5	19	99-2	10	32	4	198	3.9	22	

Three-point FG: '80-81, 0-1 (.000); '81-82, None Attempted. Total, 0-1 (.000)

**KEELING, HAROLD #43**

6-2 GUARD • D-1985 3RD RND (63RD OVERALL) • SANTA CLARA '85 • BORN 9/18/63 • WAIVED 10/18/85 • FREE AGENT SIGNEE 1/3/86 • COMPLETED CONTRACT 6/19/86

YEAR	GP-GS	MIN	AVG	FGM-FGA	PCT	FTM-FTA	PCT	- REBOUNDS -				AVG	AST	PF-D	STL	TO	BLK	PTS	AVG	HI
								OFF	DEF	TOT	TOT									
85-86	20-0	75	3.8	17-39	.436	10-14	.714	3	3	6	0.5	10	9-0	7	7	0	44	2.2	7	

Three-point FG: None Attempted.

## NBA PLAYOFF STATISTICS

YEAR	GP-GS	MIN	AVG	FGM-FGA	PCT	FTM-FTA	PCT	OFF	DEF	TOT	AVG	AST	PF-D	STL	TO	BLK	PTS	AVG	HI
85-86	1-0	1	1.0	0-0	—	0-0	—	0	0	0	0.0	0	0-0	0	0	0	0	0.0	0

Three-point FG: None Attempted.

**KIDD, JASON #5 (1994-97), #2 (2007-12)**

6-4 GUARD • CALIFORNIA • BORN 3/23/73 • DRAFTED BY DALLAS IN THE FIRST ROUND (SECOND OVERALL) OF THE 1994 NBA DRAFT • TRADED WITH TONY DUMAS AND LOREN MEYER TO PHOENIX FOR SAM CASSELL, MICHAEL FINLEY, A.C. GREEN AND A SECOND ROUND DRAFT PICK 12/26/96 • ACQUIRED BY DALLAS WITH MALIK ALLEN AND ANTOINE WRIGHT IN EXCHANGE FOR DEVIN HARRIS, TRENTON HASSELL, KEITH VAN HORN, MAURICE AGER, DESAGANA DIOP AND TWO FIRST ROUND DRAFT PICKS 2/19/08 • RE-SIGNED BY DALLAS AS A FREE AGENT 7/11/09 • COMPLETED CONTRACT 6/30/12

YEAR	GP-GS	MIN	AVG	FGM-FGA	PCT	FTM-FTA	PCT	- REBOUNDS -				AVG	AST	PF-D	STL	TO	BLK	PTS	AVG	HI
								OFF	DEF	TOT	TOT									
94-95	79-79	2668	33.8	330-857	.385	192-275	.698	152	278	430	5.4	607	146-0	151	250	24	922	11.7	38	
95-96	81-81	3034	37.5	493-1293	.381	229-331	.692	203	350	553	6.8	783	155-0	175	328	26	1348	16.6	37	
96-97	22-22	791	36.0	75-203	.369	46-69	.667	30	60	90	4.1	200	42-0	45	66	8	217	9.9	25	
07-08	29-29	1011	34.9	104-244	.426	44-54	.815	36	152	188	6.5	276	75-0	62	81	11	287	9.9	27	
08-09	81-81	2886	35.6	257-618	.416	86-105	.819	85	415	500	6.2	702	168-1	160	185	39	731	9.0	24	
09-10	80-80	2881	36.0	284-671	.423	80-99	.808	48	397	445	5.6	724	142-0	146	195	35	824	10.3	26	
10-11	80-80	2653	33.2	215-596	.361	67-77	.870	35	316	351	4.4	655	119-0	134	179	29	630	7.9	21	
11-12	48-48	1379	28.7	99-273	.363	22-28	.786	15	183	198	4.1	264	83-0	82	91	10	299	6.2	15	
TOT	500-500	17,303	34.6	1857-4755	.391	766-1038	.738	604	2151	2755	5.5	4211	930-1	954	1375	182	5258	10.5	38	

Three-point FG: '94-95, 70-257 (.272); '95-96, 133-396 (.336); '96-97, 21-65 (.323); '07-08, 35-76 (.461); '08-09, 131-323 (.406); '09-10, 176-414 (.425); '10-11, 133-391 (.340); '11-12, 79-223 (.354). Total, 778-2145 (.363)

## NBA PLAYOFF STATISTICS

YEAR	GP-GS	MIN	AVG	FGM-FGA	PCT	FTM-FTA	PCT	OFF	DEF	TOT	AVG	AST	PF-D	STL	TO	BLK	PTS	AVG	HI
07-08	5-5	180	36.0	16-38	.421	5-8	.625	8	24	32	6.4	34	12-0	7	9	2	43	8.6	14
08-09	10-10	386	38.6	38-83	.458	17-20	.850	7	51	58	5.8	59	24-0	22	20	3	114	11.4	19
09-10	6-6	243	40.5	14-46	.304	11-12	.917	6	35	41	6.8	42	15-0	14	9	1	48	8.0	13
10-11	21-21	744	35.4	64-161	.398	24-30	.800	11	84	95	4.5	153	36-0	40	56	10	195	9.3	24
11-12	4-4	144	36.0	14-41	.341	9-10	.900	3	21	24	6.0	24	7-0	12	11	1	46	11.5	16
TOT	46-46	1698	36.9	146-369	.396	66-80	.825	35	215	250	5.4	312	94-0	95	105	17	446	9.7	24

THREE-POINT FG: '07-08, 6-13 (.462); '08-09, 21-47 (.458); '09-10, 9-28 (.321); '10-11, 43-115 (.374); '11-12, 9-26 (.346). TOTAL, 88-229 (.384)

## NBA ALL-STAR STATISTICS

YEAR	SITE	GP-GS	MIN	FGM-FGA	PCT	FTM-FTA	1PCT	OFF	DEF	TOT	AST	PF-D	ST	TO	BLK	PTS	AVG
1996	SA	1-1	22	3-4	.750	0-0	---	2	4	6	10	1-0	2	2	0	7	7.0
2010	DAL	1-0	6	0-1	.000	0-0	---	0	2	2	1	0-0	1	1	0	0	0.0
TOT		2-1	28	3-5	.600	0-0	---	2	6	8	11	1-0	3	3	0	7	3.5

Three-point FG: '96, 1-2 (.500); '10, 0-1 (.000). Total, 1-3 (.333)

**KINCH, CHAD #21**

6-4 GUARD • UNC - CHARLOTTE '80 • BORN 5/22/58 • ACQUIRED FROM CLEVELAND WITH A 1985 FIRST-ROUND CHOICE FOR GEOFF HUSTON AND A 1983 THIRD-ROUND CHOICE 2/7/81 • WAIVED 10/5/81

YEAR	GP-GS	MIN	AVG	FGM-FGA	PCT	FTM-FTA	PCT	- REBOUNDS -			AVG	AST	PF-D	STL	TO	BLK	PTS	AVG	HI
								OFF	DEF	TOT									
80-81	12-0	106	8.8	14-45	.311	10-13	.769	0	9	9	0.8	10	9-0	2	8	1	38	3.2	7

Three-point FG: None Attempted.

**KING, STACEY #33**

6-11 FORWARD/CENTER • OKLAHOMA '89 • BORN 1/29/67 • SIGNED 10-DAY CONTRACT 4/10/97 • COMPLETED CONTRACT 4/19/97

YEAR	GP-GS	MIN	AVG	FGM-FGA	PCT	FTM-FTA	PCT	- REBOUNDS -			AVG	AST	PF-D	STL	TO	BLK	PTS	AVG	HI
								OFF	DEF	TOT									
96-97	6-0	70	11.7	6-15	.400	0-4	.000	10	8	18	3.0	0	11-0	2	5	0	12	2.0	6

Three-point FG: None Attempted.

**LAETTNER, CHRISTIAN #32**

6-11 FORWARD/CENTER • DUKE '92 • BORN 8/17/69 • ACQUIRED FROM DETROIT WITH TERRY MILLS FOR CEDRIC CEBALLOS, JOHN WALLACE, ERIC MURDOCK AND CASH 8/29/00 • TRADED WITH LOY VAUGHT, COURTNEY ALEXANDER, HUBERT DAVIS, ETAN THOMAS AND CASH TO WASHINGTON FOR JUWAN HOWARD, CALVIN BOOTH AND OBINNA EKEZIE 2/22/01

YEAR	GP-GS	MIN	AVG	FGM-FGA	PCT	FTM-FTA	PCT	- REBOUNDS -			AVG	AST	PF-D	STL	TO	BLK	PTS	AVG	HI
								OFF	DEF	TOT									
00-01	53-35	930	17.5	165-323	.511	67-82	.817	75	137	212	4.0	67	159-1	40	70	27	398	7.5	17

Three-point FG: 1-3 (.333)

**LAFRENTZ, RAEF #45**

6-11 CENTER • KANSAS '98 • BORN 5/29/76 • ACQUIRED FROM DENVER WITH TARIQ ABDUL-WAHAD, AVERY JOHNSON AND POPEYE JONES FOR TIM HARDAWAY, DONNELL HARVEY, JUWAN HOWARD AND A 2002 FIRST-ROUND DRAFT PICK 2/21/02 • TRADED TO BOSTON WITH CHRIS MILLS, JIRI WELSCH AND A 2004 FIRST-ROUND DRAFT CHOICE FOR TONY DELK AND ANTOINE WALKER 10/20/03

YEAR	GP-GS	MIN	AVG	FGM-FGA	PCT	FTM-FTA	PCT	- REBOUNDS -			AVG	AST	PF-D	STL	TO	BLK	PTS	AVG	HI
								OFF	DEF	TOT									
01-02	27-25	787	29.1	114-261	.437	35-46	.761	59	141	200	7.4	29	108-6	24	34	60	292	10.8	30
02-03	69-43	1611	23.3	266-514	.518	60-88	.682	125	205	330	4.8	54	264-8	35	46	91	639	9.3	26
<b>TOT</b>	<b>96-48</b>	<b>2398</b>	<b>25.0</b>	<b>380-775</b>	<b>.490</b>	<b>95-134</b>	<b>.709</b>	<b>184</b>	<b>346</b>	<b>530</b>	<b>5.5</b>	<b>83</b>	<b>372-14</b>	<b>59</b>	<b>80</b>	<b>151</b>	<b>931</b>	<b>9.7</b>	<b>30</b>

Three-point FG: '01-02, 29-95 (.305); '02-03, 47-116 (.405). Total, 76-211 (.360)

**NBA PLAYOFF STATISTICS**

YEAR	GP-GS	MIN	AVG	FGM-FGA	PCT	FTM-FTA	PCT	- REBOUNDS -			AVG	AST	PF-D	STL	TO	BLK	PTS	AVG	HI
								OFF	DEF	TOT									
01-02	8-8	245	30.6	39-78	.500	6-11	.545	18	43	61	7.6	5	39-2	2	6	22	90	11.3	24
02-03	20-16	491	24.6	68-157	.433	16-19	.842	36	52	88	4.4	5	86-3	11	14	43	160	8.0	20
<b>TOT</b>	<b>28-24</b>	<b>736</b>	<b>26.3</b>	<b>107-235</b>	<b>.455</b>	<b>22-30</b>	<b>.733</b>	<b>54</b>	<b>95</b>	<b>149</b>	<b>5.3</b>	<b>10</b>	<b>125-5</b>	<b>13</b>	<b>20</b>	<b>65</b>	<b>250</b>	<b>8.9</b>	<b>24</b>

Three-point FG: '01-02, 6-18 (.333); '02-03, 8-40 (.200). TOTAL, 14-58 (.241)

**LAGARDE, TOM #25**

6-10 FORWARD/CENTER • NORTH CAROLINA '77 • BORN 2/10/55 • DISPERSAL CHOICE FROM SEATTLE • WAIVED 8/31/82

YEAR	GP-GS	MIN	AVG	FGM-FGA	PCT	FTM-FTA	PCT	- REBOUNDS -			AVG	AST	PF-D	STL	TO	BLK	PTS	AVG	HI
								OFF	DEF	TOT									
80-81	82-82	2670	32.6	417-888	.470	288-444	.649	177	488	665	8.1	237	293-6	35	206	45	1122	13.7	26
81-82	47-28	909	19.3	113-269	.420	86-166	.518	63	147	210	4.5	49	138-3	17	82	17	312	6.6	18
<b>TOT</b>	<b>129-110</b>	<b>3579</b>	<b>27.7</b>	<b>530-1157</b>	<b>.458</b>	<b>374-610</b>	<b>.613</b>	<b>240</b>	<b>635</b>	<b>875</b>	<b>6.8</b>	<b>286</b>	<b>431-9</b>	<b>52</b>	<b>288</b>	<b>62</b>	<b>1434</b>	<b>11.1</b>	<b>26</b>

Three-point FG: '80-81, None Attempted; '81-82, 0-2 (.000). Total, 0-2 (.000)



### LARKIN, SHANE #3

5-11 GUARD • MIAMI (FLA.) • BORN 10/2/92 • DRAFT RIGHTS ACQUIRED FROM ATLANTA IN EXCHANGE FOR JARED CUNNINGHAM, THE DRAFT RIGHTS TO MIKE MUSCALA AND THE DRAFT RIGHTS TO LUCAS NOGUEIRA, WHICH WERE ACQUIRED ALONG WITH TWO 2014 SECOND ROUND PICKS FROM BOSTON IN EXCHANGE FOR THE DRAFT RIGHTS TO KELLY OLYNYK 6/27/13 • TRADED TO NEW YORK WITH JOSE CALDERON, SAMUEL DALEMBERT, WAYNE ELLINGTON AND TWO SECOND ROUND PICKS IN EXCHANGE FOR TYSON CHANDLER AND RAYMOND FELTON 6/25/14

YEAR	GP-GS	MIN	AVG	FGM-FGA	PCT	FTM-FTA	PCT	- REBOUNDS -				AVG	AST	PF-D	STL	TO	BLK	PTS	AVG	HI
								OFF	DEF	TOT										
13-14	48-0	489	10.2	52-137	.380	12-38	.316	11	31	42	0.9	71	46-0	26	39	1	46	2.8	18	

Three-point FG: 12-38 (.316).

#### NBA PLAYOFF STATISTICS

YEAR	GP-GS	MIN	AVG	FGM-FGA	PCT	FTM-FTA	PCT	OFF	DEF	TOT	AVG	AST	PF-D	STL	TO	BLK	PTS	AVG	HI
13-14	2-0	10	4.8	0-3	.000	0-0	—	0	1	1	0.5	2	0-0	0	1	0	0	0.0	0

Three-point FG: 0-1 (.000).

### LEDO, RICKY #7 (2013-14), #1 (2014-15)

6-7 GUARD • PROVIDENCE • BORN 9/10/92 • DRAFT RIGHTS ACQUIRED FROM PHILADELPHIA IN EXCHANGE FOR A FUTURE SECOND ROUND PICK 6/28/13 • WAIVED 2/18/15

YEAR	GP-GS	MIN	AVG	FGM-FGA	PCT	FTM-FTA	PCT	- REBOUNDS -				AVG	AST	PF-D	STL	TO	BLK	PTS	AVG	HI
								OFF	DEF	TOT										
13-14	11-0	33	3.0	6-17	.353	4-4	1.000	0	2	2	0.2	2	2-0	1	2	0	19	1.7	5	
14-15	5-0	11	2.2	0-6	.000	1-2	.500	1	1	2	0.4	1	1-0	0	2	0	1	0.2	1	
TOT	16-0	44	2.8	6-23	.261	5-6	.833	1	3	4	0.3	3	3-0	1	4	0	20	1.3	5	

Three-point FG: '13-14, 3-8 (.375); '14-15, 0-3 (.000). Total, 3-11 (.273)

### LEE, DAVID #42

6-9 FORWARD/CENTER • FLORIDA • BORN 4/29/83 • FREE AGENT SIGNEE 2/22/16 • COMPLETED CONTRACT 6/30/16

YEAR	GP-GS	MIN	AVG	FGM-FGA	PCT	FTM-FTA	PCT	- REBOUNDS -				AVG	AST	PF-D	STL	TO	BLK	PTS	AVG	HI
								OFF	DEF	TOT										
15-16	25-1	433	17.3	91-143	.636	31-42	.738	60	115	175	7.0	30	63-0	10	28	15	213	8.5	20	

Three-point FG: None Attempted.

#### NBA PLAYOFF STATISTICS

YEAR	GP-GS	MIN	AVG	FGM-FGA	PCT	FTM-FTA	PCT	OFF	DEF	TOT	AVG	AST	PF-D	STL	TO	BLK	PTS	AVG	HI
15-16	2-0	33	16.3	6-8	.750	0-0	---	1	5	6	3.0	1	7-0	0	0	0	12	6.0	6

Three-point FG: None Attempted.

### LEGLER, TIM #23

6-4 GUARD • LASALLE '88 • BORN 12/26/66 • FREE AGENT SIGNEE 3/2/93 • DID NOT EXERCISE CONTRACT OPTION 6/30/94 • RIGHTS RENOUNCED 9/17/94

YEAR	GP-GS	MIN	AVG	FGM-FGA	PCT	FTM-FTA	PCT	- REBOUNDS -				AVG	AST	PF-D	STL	TO	BLK	PTS	AVG	HI
								OFF	DEF	TOT										
80-81	82-82	2670	32.6	417-888	.470	288-444	.649	177	488	665	8.1	237	293-6	35	206	45	1122	13.7	26	
81-82	47-28	909	19.3	113-269	.420	86-166	.518	63	147	210	4.5	49	138-3	17	82	17	312	6.6	18	
TOT	129-110	3579	27.7	530-1157	.458	374-610	.613	240	635	875	6.8	286	431-9	52	288	62	1434	11.1	26	

Three-point FG: '80-81, None Attempted; '81-82, 0-2 (.000). Total, 0-2 (.000)

### LEVER, FAT #21

6-3 GUARD • ARIZONA STATE '82 • BORN 8/18/60 • ACQUIRED FROM DENVER FOR WASHINGTON'S 1990 FIRST-ROUND CHOICE AND DETROIT'S 1991 FIRST-ROUND PICK 6/21/90 • RIGHTS RENOUNCED 9/2/94

YEAR	GP-GS	MIN	AVG	FGM-FGA	PCT	FTM-FTA	PCT	- REBOUNDS -				AVG	AST	PF-D	STL	TO	BLK	PTS	AVG	HI
								OFF	DEF	TOT										
90-91	4-0	86	21.5	9-23	.391	11-14	.786	3	12	15	3.8	12	5-0	6	10	3	29	7.3	13	
91-92	31-5	884	28.5	135-349	.387	60-80	.750	56	105	161	5.2	107	73-0	46	36	12	347	11.2	32	
92-93								did not play - Injured												
93-94	81-54	1947	24.0	227-557	.408	75-98	.765	83	200	283	3.5	213	155-1	159	88	15	555	6.9	16	
TOT	116-59	2917	25.1	371-929	.399	146-192	.760	142	317	459	4.0	332	233-1	211	134	30	931	8.0	32	

Three-point FG: '90-91, 0-3 (.000); '91-92, 17-52 (.327); '93-94, 26-74 (.351). Total, 43-129 (.333)



### LIGGINS, DEANDRE #14

6-6 GUARD • KENTUCKY • BORN 3/31/88 • AWARDED VIA WAIVER CLAIM 4/11/17 • TRADED TO HOUSTON FOR CASH CONSIDERATIONS 6/28/17

YEAR	GP-GS	MIN	AVG	FGM-FGA	PCT	FTM-FTA	PCT	- REBOUNDS -				AVG	AST	PF-D	STL	TO	BLK	PTS	AVG	HI
								OFF	DEF	TOT	TOT									
16-17	1-0	25	24.6	3-6	.500	2-3	.667	3	4	7	7.0	0	3-0	2	0	0	8	8.0	8	

Three-point FG: 0-1 (.000)

### LLOYD, SCOTT #44

6-10 CENTER/FORWARD • ARIZONA STATE '76 • BORN 12/19/52 • FREE AGENT SIGNEE 10/28/80 • WAIVED 12/21/82

YEAR	GP-GS	MIN	AVG	FGM-FGA	PCT	FTM-FTA	PCT	- REBOUNDS -				AVG	AST	PF-D	STL	TO	BLK	PTS	AVG	HI
								OFF	DEF	TOT	TOT									
80-81	72-70	2186	30.4	245-547	.448	147-205	.717	161	293	454	6.3	159	269-8	34	145	25	637	8.8	28	
81-82	74-17	1047	14.1	108-285	.379	69-91	.758	60	103	163	2.2	67	175-6	15	59	7	287	3.9	15	
82-83	15-0	206	13.7	19-50	.380	11-17	.647	19	27	46	3.1	2.1	24-0	6	6	6	49	3.3	12	
TOT	161-87	3439	21.4	372-882	.422	277-313	.725	240	423	663	4.1	247	468-14	55	210	38	973	6.0	28	

Three-point FG: '80-81, 0-2 (.000); '81-82, 2-4 (.500); '82-83, 0-1 (.000). Total, 2-7 (.286)

### LUE, TYRONN #10

6-0 GUARD • NEBRASKA '99 • BORN 5/3/77 • FREE AGENT SIGNEE 3/4/08 • COMPLETED CONTRACT 5/08

YEAR	GP-GS	MIN	AVG	FGM-FGA	PCT	FTM-FTA	PCT	- REBOUNDS -				AVG	AST	PF-D	STL	TO	BLK	PTS	AVG	HI
								OFF	DEF	TOT	TOT									
07-08	17-0	172	10.1	27-57	.474	1-4	.250	0	13	13	0.8	15	28-0	0	5	1	64	3.8	13	

Three-point FG: 9-17 (.529)

YEAR	GP-GS	MIN	AVG	FGM-FGA	PCT	FTM-FTA	PCT	NBA PLAYOFF STATISTICS				AVG	AST	PF-D	STL	TO	BLK	PTS	AVG	HI
								OFF	DEF	TOT	TOT									
07-08	2-0	2	1.0	0-1	.000	0-0	---	1	0	1	0.5	1	0-0	0	0	0	0	0.0	--	

Three-point FG: None Attempted.

### MACK, OLIVER #17

6-3 GUARD • EAST CAROLINA '79 • BORN 6/6/57 • FREE AGENT SIGNEE 11/17/80 • WAIVED 12/22/81

YEAR	GP-GS	MIN	AVG	FGM-FGA	PCT	FTM-FTA	PCT	- REBOUNDS -				AVG	AST	PF-D	STL	TO	BLK	PTS	AVG	HI
								OFF	DEF	TOT	TOT									
80-81	62-57	1666	26.9	278-600	.463	79-123	.642	92	137	229	3.7	162	114-0	55	70	7	635	10.2	28	
81-82	13-3	150	11.5	19-59	.322	6-8	.750	8	10	18	1.4	14	6-0	5	4	1	44	3.4	12	
TOT	75-60	1816	24.2	297-659	.451	85-131	.649	100	147	247	3.3	176	120-0	60	74	8	679	9.1	28	

Three-point FG: '80-81, 0-9 (.000); '81-82, 0-2 (.000). Total, 0-11 (.000)

### MACON, DARYL #3

6-3 GUARD • ARKANSAS • BORN 11/29/95 • SIGNED TO A TWO-WAY CONTRACT 7/30/18 • WAIVED 7/26/19

YEAR	GP-GS	MIN	AVG	FGM-FGA	PCT	FTM-FTA	PCT	- REBOUNDS -				AVG	AST	PF-D	STL	TO	BLK	PTS	AVG	HI
								OFF	DEF	TOT	TOT									
18-19	8-0	90	11.2	10-27	.370	4-7	.571	2	10	12	1.5	7	8-0	1	6	0	29	3.6	12	

Three-point FG: 5-11 (.455)

### MAGLOIRE, JAMAAL #17

6-11 CENTER • KENTUCKY '01 • BORN 5/21/78 • FREE AGENT SIGNEE 2/26/08 • COMPLETED CONTRACT 5/08

YEAR	GP-GS	MIN	AVG	FGM-FGA	PCT	FTM-FTA	PCT	- REBOUNDS -				AVG	AST	PF-D	STL	TO	BLK	PTS	AVG	HI
								OFF	DEF	TOT	TOT									
07-08	7-0	27	3.9	3-9	.500	6-13	.462	1	7	8	1.1	0	8-0	1	7	0	12	1.7	7	

Three-point FG: None Attempted.



**MAHINMI, IAN #28**

6-11 CENTER • FRANCE • BORN 11/5/86 • FREE AGENT SIGNEE 7/13/10 • TRADED TO INDIANA IN EXCHANGE FOR DARREN COLLISON AND DAHNTAY JONES 7/12/12

YEAR	GP-GS	MIN	AVG	FGM-FGA	PCT	FTM-FTA	- REBOUNDS -				AVG	AST	PF-D	STL	TO	BLK	PTS	AVG	HI
							PCT	OFF	DEF	TOT									
10-11	56-0	488	8.7	55-98	.561	63-82	.768	43	77	120	2.1	8	105-2	14	25	15	173	3.1	17
11-12	61-12	1139	18.7	130-238	.546	94-147	.639	108	181	289	4.7	12	176-2	38	50	31	354	5.8	19
<b>TOT</b>	<b>117-12</b>	<b>1627</b>	<b>13.9</b>	<b>185-336</b>	<b>.551</b>	<b>157-229</b>	<b>.686</b>	<b>151</b>	<b>258</b>	<b>409</b>	<b>3.5</b>	<b>20</b>	<b>281-4</b>	<b>52</b>	<b>75</b>	<b>46</b>	<b>527</b>	<b>4.5</b>	<b>19</b>

Three-point FG: '10-11, 0-2 (.000); '11-12, 0-1 (.000). Total, 0-3 (.000)

**NBA PLAYOFF STATISTICS**

YEAR	GP-GS	MIN	AVG	FGM-FGA	PCT	FTM-FTA	- REBOUNDS -				AVG	AST	PF-D	STL	TO	BLK	PTS	AVG	HI
							PCT	OFF	DEF	TOT									
10-11	6-0	33	5.5	3-5	.600	5-9	.556	3	3	6	1.0	0	16-0	1	0	0	11	1.8	4
11-12	4-0	70	17.5	9-14	.643	11-13	.846	9	9	18	4.5	0	13-0	3	1	3	29	7.3	10
<b>TOT</b>	<b>10-0</b>	<b>103</b>	<b>10.3</b>	<b>12-19</b>	<b>.632</b>	<b>16-22</b>	<b>.727</b>	<b>12</b>	<b>12</b>	<b>24</b>	<b>2.4</b>	<b>0</b>	<b>29-0</b>	<b>4</b>	<b>1</b>	<b>3</b>	<b>40</b>	<b>4.0</b>	<b>10</b>

Three-point FG: None Attempted.

**MANNING, DANNY #17**

6-10 FORWARD • KANSAS '88 • BORN 5/17/66 • FREE AGENT SIGNEE 8/2/01 • RIGHTS RENOUNCED 6/24/02

YEAR	GP-GS	MIN	AVG	FGM-FGA	PCT	FTM-FTA	- REBOUNDS -				AVG	AST	PF-D	STL	TO	BLK	PTS	AVG	HI
							PCT	OFF	DEF	TOT									
01-02	41-10	552	13.5	71-149	.477	22-33	.667	25	83	108	2.6	30	80-0	21	25	21	165	4.0	13

Three-point FG: 1-7 (.143)

**MARION, SHAWN #0**

6-7 FORWARD • UNLV • BORN 5/7/78 • ACQUIRED WITH KRIS HUMPHRIES, NATHAN JAWAI AND CASH CONSIDERATIONS FROM TORONTO FOR ANTOINE WRIGHT AND DEVEAN GEORGE IN A DEAL THAT ALSO SENT GREG BUCKNER TO DALLAS FROM MEMPHIS IN EXCHANGE FOR JERRY STACKHOUSE AND CASH CONSIDERATIONS, A SECOND ROUND PICK AND CASH CONSIDERATIONS FROM TORONTO TO MEMPHIS, AND HEDO TURKOGLU FROM ORLANDO TO TORONTO FOR CASH CONSIDERATIONS FROM DALLAS AND TORONTO 7/9/09 • COMPLETED CONTRACT 6/30/14

YEAR	GP-GS	MIN	AVG	FGM-FGA	PCT	FTM-FTA	- REBOUNDS -				AVG	AST	PF-D	STL	TO	BLK	PTS	AVG	HI
							PCT	OFF	DEF	TOT									
09-10	75-75	2385	31.8	395-778	.508	105-139	.755	158	319	477	6.4	29	141-1	23	43	9	388	12.5	29
10-11	80-27	2253	28.2	434-834	.520	126-164	.768	168	383	551	6.9	110	144-0	68	130	50	999	12.5	25
11-12	63-63	1919	30.5	288-646	.446	74-93	.796	145	320	465	7.4	132	87-0	67	98	36	670	10.6	29
12-13	67-67	2010	30.0	355-690	.514	79-101	.782	146	379	525	7.8	163	111-0	75	103	47	812	12.1	26
13-14	76-76	2409	31.7	341-708	.482	51-65	.785	132	365	497	6.5	124	125-0	90	95	37	791	10.4	32
<b>TOT</b>	<b>361-308</b>	<b>10976</b>	<b>30.4</b>	<b>1813-3656</b>	<b>.496</b>	<b>435-562</b>	<b>.774</b>	<b>749</b>	<b>1766</b>	<b>2515</b>	<b>7.0</b>	<b>636</b>	<b>608-1</b>	<b>369</b>	<b>525</b>	<b>231</b>	<b>4170</b>	<b>11.6</b>	<b>32</b>

Three-point FG: '09-10, 3-19 (.158); '10-11, 5-33 (.152); '11-12, 20-68 (.294); '12-13, 23-73 (.315); '13-14, 58-162 (.358). Total, 76-211 (.360)

**NBA PLAYOFF STATISTICS**

YEAR	GP-GS	MIN	AVG	FGM-FGA	PCT	FTM-FTA	- REBOUNDS -				AVG	AST	PF-D	STL	TO	BLK	PTS	AVG	HI
							PCT	OFF	DEF	TOT									
09-10	6-6	148	24.7	24-59	.407	4-5	.800	7	18	25	4.2	6	12-0	1	8	3	52	8.7	14
10-11	21-21	690	32.9	105-225	.467	40-47	.851	46	87	133	6.3	45	53-1	21	36	19	250	11.9	26
11-12	4-4	140	35.0	17-40	.425	9-10	.900	9	23	32	8.0	4	14-0	1	10	5	47	11.8	17
13-14	7-7	193	27.6	24-59	.407	7-11	.636	14	23	37	5.3	13	11-0	6	5	1	59	8.4	20
<b>TOT</b>	<b>38-38</b>	<b>1171</b>	<b>30.8</b>	<b>170-383</b>	<b>.444</b>	<b>60-73</b>	<b>.822</b>	<b>76</b>	<b>151</b>	<b>227</b>	<b>6.0</b>	<b>68</b>	<b>90-1</b>	<b>29</b>	<b>59</b>	<b>28</b>	<b>408</b>	<b>10.7</b>	<b>26</b>

Three-point FG: '09-10, 0-4 (.000); '10-11, 0-5 (.000); '11-12, 4-14 (.286); '13-14, 4-18 (.222). TOTAL, 8-41 (.195)

**MARSHALL, RAWLE #1**

6-7 GUARD/FORWARD • OAKLAND '05 • BORN 2/20/82 • ROOKIE FREE AGENT SIGNEE 8/5/05 • TRADED TO INDIANA WITH DARRELL ARMSTRONG AND JOSH POWELL FOR ANTHONY JOHNSON 6/24/06

YEAR	GP-GS	MIN	AVG	FGM-FGA	PCT	FTM-FTA	- REBOUNDS -				AVG	AST	PF-D	STL	TO	BLK	PTS	AVG	HI
							PCT	OFF	DEF	TOT									
05-06	23-9	241	10.5	24-60	.400	22-29	.759	8	23	31	1.3	10	17-0	8	15	7	71	3.1	13

Three-point FG: '05-06, 1-3 (.333)

**MARTIN, DARRICK #2**

5-11 GUARD • UCLA '92 • BORN 3/6/71 • FREE AGENT SIGNEE 8/2/01 • WAIVED 11/20/01

YEAR	GP-GS	MIN	AVG	FGM-FGA	PCT	FTM-FTA	- REBOUNDS -				AVG	AST	PF-D	STL	TO	BLK	PTS	AVG	HI
							PCT	OFF	DEF	TOT									
01-02	3-0	22	7.3	0-10	.000	1-2	.500	0	1	1	0.3	3	4-0	2	1	0	1	0.3	1

THREE-POINT FG: 0-2 (.000)



### MASHBURN, JAMAL #32

6-8 FORWARD • D-1993 1ST RND (4TH OVERALL) • KENTUCKY '94 • BORN 11/29/72 • TRADED TO MIAMI FOR SASHA DANILOVIC, MARTIN MÜRSEPP AND KURT THOMAS 2/14/97

YEAR	GP-GS	MIN	AVG	FGM-FGA	PCT	FTM-FTA	- REBOUNDS -				AVG	AST	PF-D	STL	TO	BLK	PTS	AVG	HI
							PCT	OFF	DEF	TOT									
93-94	79-73	2896	36.7	561-1382	.406	306-438	.699	107	246	353	4.5	266	205-0	89	245	14	1513	19.2	37
94-95	80-80	2980	37.3	683-1566	.436	447-605	.739	116	215	331	4.1	298	190-0	82	235	8	1926	24.1	50
95-96	18-18	669	37.2	145-383	.379	97-133	.729	37	60	97	5.4	50	39-0	14	55	3	422	23.4	37
96-97	37-21	975	26.4	140-376	.372	72-111	.649	28	87	115	3.1	93	69-0	35	57	5	394	10.6	27
<b>TOT</b>	<b>214-192</b>	<b>7520</b>	<b>35.1</b>	<b>1529-3707</b>	<b>.412</b>	<b>922-1287</b>	<b>.716</b>	<b>288</b>	<b>608</b>	<b>896</b>	<b>4.2</b>	<b>707</b>	<b>503-0</b>	<b>220</b>	<b>592</b>	<b>30</b>	<b>4255</b>	<b>19.9</b>	<b>50</b>

Three-point FG: '93-94, 85-299 (.284); '94-95, 113-344 (.328); '95-96, 35-102 (.343); '96-97, 42-131 (.321). Total, 275-876 (.314)

### MATTHEWS, WESLEY #23

6-5 GUARD/FORWARD • MARQUETTE • BORN 10/14/86 • FREE AGENT SIGNEE 7/9/15 • TRADED WITH DENNIS SMITH JR., DEANDRE JORDAN AND TWO FUTURE FIRST ROUND PICKS TO NEW YORK IN EXCHANGE FOR KRISTAPS PORZINGIS, TIM HARDAWAY JR., COURTNEY LEE AND TREY BURKE 1/31/19

YEAR	GP-GS	MIN	AVG	FGM-FGA	PCT	FTM-FTA	- REBOUNDS -				AVG	AST	PF-D	STL	TO	BLK	PTS	AVG	HI
							PCT	OFF	DEF	TOT									
15-16	78-78	2644	33.9	331-854	.388	126-146	.863	27	211	238	3.1	151	179-1	78	78	17	977	12.5	36
16-17	73-73	2495	34.2	333-847	.393	146-179	.816	18	241	259	3.5	210	161-1	77	102	15	986	13.5	27
17-18	63-63	2131	33.8	283-697	.406	83-101	.822	28	170	198	3.1	172	140-1	76	83	16	802	12.7	29
18-19	44-44	1312	29.8	194-469	.414	87-110	.791	20	82	102	2.3	100	102-0	33	58	12	575	13.1	25
<b>TOT</b>	<b>724-662</b>	<b>23579</b>	<b>33.3</b>	<b>1141-2867</b>	<b>.398</b>	<b>442-536</b>	<b>.825</b>	<b>93</b>	<b>704</b>	<b>797</b>	<b>3.1</b>	<b>633</b>	<b>582-3</b>	<b>264</b>	<b>321</b>	<b>60</b>	<b>3340</b>	<b>12.9</b>	<b>36</b>

Three-point FG: '15-16, 189-525 (.360); '16-17, 174-479 (.363); '17-18, 153-402 (.381); '18-19, 100-263 (.380). Total, 616-1669 (.369)

#### NBA PLAYOFF STATISTICS

YEAR	GP-GS	MIN	AVG	FGM-FGA	PCT	FTM-FTA	PCT	OFF	DEF	TOT	AVG	AST	PF-D	STL	TO	BLK	PTS	AVG	HI
15-16	5-5	173	34.7	20-60	.333	15-19	.789	4	14	18	3.6	6	14-0	6	4	0	65	13.0	22

Three-point FG: 10-35 (.286)

### MAXWELL, VERNON #3

6-4 GUARD • FLORIDA '88 • BORN 9/12/65 • FREE AGENT SIGNEE 2/28/01 • COMPLETED CONTRACT 5/01

YEAR	GP-GS	MIN	AVG	FGM-FGA	PCT	FTM-FTA	- REBOUNDS -				AVG	AST	PF-D	STL	TO	BLK	PTS	AVG	HI
							PCT	OFF	DEF	TOT									
00-01	19-0	285	15.0	31-98	.316	6-10	.600	1	28	29	1.5	20	31-0	9	17	3	81	4.3	11

Three-point FG: 13-47 (.277)

#### NBA PLAYOFF STATISTICS

YEAR	GP-GS	MIN	AVG	FGM-FGA	PCT	FTM-FTA	PCT	OFF	DEF	TOT	AVG	AST	PF-D	STL	TO	BLK	PTS	AVG	HI
00-01	4-0	43	10.8	2-10	.200	0-0	.000	1	5	6	1.5	5	6-0	0	2	0	4	1.0	2

THREE-POINT FG: 0-5 (.000)

### MAYO, OJ #32

6-4 GUARD • USC • BORN 11/5/87 • FREE AGENT SIGNEE 7/19/12 • DID NOT EXERCISE CONTRACT OPTION 6/30/13

YEAR	GP-GS	MIN	AVG	FGM-FGA	PCT	FTM-FTA	- REBOUNDS -				AVG	AST	PF-D	STL	TO	BLK	PTS	AVG	HI
							PCT	OFF	DEF	TOT									
12-13	82-82	2913	35.5	461-1026	.449	191-233	.820	36	255	291	3.5	361	195-1	93	210	23	1255	15.3	40

Three-point FG: 142-349 (.407)

### MBENGA, DJ #28

7-0 CENTER • BORN 10/30/08 • ROOKIE FREE AGENT SIGNEE 7/14/04 • WAIVED 10/30/07

YEAR	GP-GS	MIN	AVG	FGM-FGA	PCT	FTM-FTA	- REBOUNDS -				AVG	AST	PF-D	STL	TO	BLK	PTS	AVG	HI
							PCT	OFF	DEF	TOT									
04-05	15-1	58	3.9	6-14	.429	3-4	.750	3	5	8	0.5	0	13-0	0	5	5	15	1.0	4
05-06	43-1	237	5.5	32-60	.533	10-20	.500	19	37	56	1.3	2	47-0	6	16	25	74	1.7	8
06-07	21-0	79	3.8	5-16	.313	7-8	.875	3	8	11	0.5	6	17	3	5	5	17	0.8	4
<b>TOTAL</b>	<b>79-2</b>	<b>374</b>	<b>4.7</b>	<b>43-90</b>	<b>.478</b>	<b>20-32</b>	<b>.625</b>	<b>25</b>	<b>50</b>	<b>75</b>	<b>0.9</b>	<b>8</b>	<b>77</b>	<b>9</b>	<b>26</b>	<b>35</b>	<b>106</b>	<b>1.3</b>	<b>8</b>

Three-point FG: '04-05, None Attempted; '05-06, 0-1 (.000); '06-07, None Attempted. TOTAL 0-1 (.000)

#### NBA PLAYOFF STATISTICS

YEAR	GP-GS	MIN	AVG	FGM-FGA	PCT	FTM-FTA	PCT	OFF	DEF	TOT	AVG	AST	PF-D	STL	TO	BLK	PTS	AVG	HI
05-06	7-0	25	3.6	1-3	.333	2-2	1.000	1	7	8	1.1	0	9-0	0	3	1	4	0.6	2

Three-point FG: None Attempted.

### MCCANN, BOB #7

6-6 FORWARD • MOREHEAD STATE '87 • BORN 4/22/64 • FREE AGENT SIGNEE 2/12/90 • WAIVED 10/27/90

YEAR	GP-GS	MIN	AVG	FGM-FGA	PCT	FTM-FTA	- REBOUNDS -				AVG	AST	PF-D	STL	TO	BLK	PTS	AVG	HI
							PCT	OFF	DEF	TOT									
89-90	10-0	62	6.2	7-21	.333	12-14	.857	4	8	12	1.2	6	7-0	2	6	2	26	2.6	8

Three-point FG: None Attempted.

**MCCLLOUD, GEORGE #21**

6-8 FORWARD • FLORIDA STATE '89 • BORN 5/27/67 • SIGNED 10-DAY CONTRACTS 1/30/95 AND 2/8/95 • SIGNED FOR REMAINDER OF SEASON 2/22/95 • FREE AGENT SIGNEE 10/5/95 • TRADED TO NEW JERSEY WITH SAM CASSELL, CHRIS GATLING, JIM JACKSON AND ERIC MONTROSS FOR SHAWN BRADLEY, ED O'BANNON, ROBERT PACK AND KHALID REEVES 2/17/97

YEAR	GP-GS	MIN	AVG	FGM-FGA	PCT	FTM-FTA	PCT	- REBOUNDS -			AVG	AST	PF-D	STL	TO	BLK	PTS	AVG	HI
								OFF	DEF	TOT									
94-95	42-3	802	19.1	144-328	.439	80-96	.833	82	65	147	3.5	53	71-0	23	40	9	402	9.6	25
95-96	79-63	2846	36.0	530-1281	.414	180-224	.804	116	263	379	4.8	212	212-1	113	166	38	1497	18.9	37
96-97	41-26	1207	29.4	204-482	.423	77-92	.837	29	114	143	3.5	92	106-1	52	52	8	563	13.7	28
<b>TOT</b>	<b>162-92</b>	<b>4855</b>	<b>30.0</b>	<b>878-2091</b>	<b>.420</b>	<b>337-412</b>	<b>.818</b>	<b>227</b>	<b>442</b>	<b>669</b>	<b>4.1</b>	<b>357</b>	<b>389-2</b>	<b>188</b>	<b>258</b>	<b>55</b>	<b>2462</b>	<b>15.2</b>	<b>37</b>

Three-point FG: '94-95, 34-89 (.382); '95-96, 257-678 (.379); '96-97, 78-205 (.380). Total, 369-972 (.380)

**MCCRAY, RODNEY #1**

6-8 FORWARD • LOUISVILLE '83 • BORN 8/29/61 • ACQUIRED FROM SACRAMENTO FOR THE KINGS' 1990 SECOND-ROUND CHOICE AND WASHINGTON'S 1991 SECOND-ROUND CHOICE FOR BILL WENNINGTON, INDIANA'S 1990 FIRST AND DALLAS' 1990 FIRST-ROUND CHOICE 6/26/90 • TRADED TO CHICAGO FOR GOLDEN STATE'S 1994 FIRST-ROUND DRAFT CHOICE AND TWO CONDITIONAL SECOND-ROUND CHOICES 9/18/92

YEAR	GP-GS	MIN	AVG	FGM-FGA	PCT	FTM-FTA	PCT	- REBOUNDS -			AVG	AST	PF-D	STL	TO	BLK	PTS	AVG	HI
								OFF	DEF	TOT									
90-91	74-68	2561	34.6	336-679	.495	159-198	.803	153	407	560	7.6	259	203-3	70	129	51	844	11.4	23
91-92	75-48	2106	28.1	271-622	.436	110-153	.719	149	319	468	6.2	219	180-2	48	115	30	677	9.0	24
<b>TOT</b>	<b>149-116</b>	<b>4667</b>	<b>31.3</b>	<b>607-1301</b>	<b>.467</b>	<b>269-351</b>	<b>.766</b>	<b>302</b>	<b>726</b>	<b>1028</b>	<b>6.9</b>	<b>478</b>	<b>383-5</b>	<b>118</b>	<b>244</b>	<b>81</b>	<b>1521</b>	<b>10.2</b>	<b>24</b>

Three-point FG: '90-91, 13-39 (.333); '91-92, 25-85 (.294). Total, 38-124 (.306)

**MCDERMOTT, DOUG #20**

6-8 FORWARD • CREIGHTON • BORN 1/3/92 • ACQUIRED FROM DENVER AS PART OF A THREE-TEAM TRADE THAT SENT DEVIN HARRIS FROM DALLAS TO DENVER, EMMANUEL MUDIAY FROM DENVER TO NEW YORK, A 2018 SECOND ROUND PICK FROM THE KNICKS TO THE NUGGETS, AND A 2018 SECOND ROUND PICK FROM THE NUGGETS TO THE MAVERICKS 2/8/18 • COMPLETED CONTRACT 6/30/18

YEAR	GP-GS	MIN	AVG	FGM-FGA	PCT	FTM-FTA	PCT	- REBOUNDS -			AVG	AST	PF-D	STL	TO	BLK	PTS	AVG	HI
								OFF	DEF	TOT									
17-18	26-3	596	22.9	86-180	.478	24-28	.857	7	59	66	2.5	29	49-0	9	22	4	235	9.0	20

Three-point FG: 39-79 (.494)

**MC GEE, JAVALE #11**

7-0 CENTER • NEVADA • BORN 1/19/88 • FREE AGENT SIGNEE 8/13/15 • WAIVED 7/8/16

YEAR	GP-GS	MIN	AVG	FGM-FGA	PCT	FTM-FTA	PCT	- REBOUNDS -			AVG	AST	PF-D	STL	TO	BLK	PTS	AVG	HI
								OFF	DEF	TOT									
15-16	34-2	370	10.9	77-134	.575	18-36	.500	53	80	133	3.9	3	49-0	5	21	26	172	5.1	13

Three-point FG: 0-1 (.000).

**NBA PLAYOFF STATISTICS**

YEAR	GP-GS	MIN	AVG	FGM-FGA	PCT	FTM-FTA	PCT	OFF	DEF	TOT	AVG	AST	PF-D	STL	TO	BLK	PTS	AVG	HI
15-16	2-0	14	7.1	1-2	.500	2-6	.333	2	1	3	1.5	0	3-0	1	3	0	4	2.0	3

Three-point FG: None Attempted.

**MCROBERTS, JOSH #13**

6-10 FORWARD/CENTER • DUKE • BORN 2/28/87 • ACQUIRED WITH A FUTURE SECOND ROUND PICK AND CASH CONSIDERATIONS FROM MIAMI IN EXCHANGE FOR A.J. HAMMONS • WAIVED 2/10/18

YEAR	GP-GS	MIN	AVG	FGM-FGA	PCT	FTM-FTA	PCT	- REBOUNDS -			AVG	AST	PF-D	STL	TO	BLK	PTS	AVG	HI
								OFF	DEF	TOT									
17-18	2-0	6	2.9	0-1	.000	0-0	—	0	0	0	0.0	0	2-0	0	0	0	0.0	0	

Three-point FG: 0-1 (.000)

**MEJRI, SALAH #50**

7-2 CENTER • TUNISIA • BORN 6/15/86 • FREE AGENT SIGNEE 7/30/15 • RE-SIGNED 8/3/18 • WAIVED 2/7/19 • FREE AGENT SIGNEE 2/10/19 • COMPLETED CONTRACT 6/30/19

YEAR	GP-GS	MIN	AVG	FGM-FGA	PCT	FTM-FTA	PCT	- REBOUNDS -				PF-D	STL	TO	BLK	PTS	AVG	HI	
								OFF	DEF	TOT	AVG								
15-16	34-6	397	11.7	49-78	.628	27-46	.587	41	82	123	3.6	10	54-0	8	23	36	125	3.7	17
16-17	73-11	905	12.4	88-137	.642	36-61	.590	97	211	308	4.2	14	152-1	32	40	61	213	2.9	16
17-18	61-1	729	11.9	88-137	.642	38-66	.576	85	161	246	4.0	35	121-1	22	39	67	214	3.5	11
18-19	36-4	399	11.1	55-112	.491	20-32	.625	36	95	131	3.6	35	55-0	10	21	26	141	3.9	19
<b>TOT</b>	<b>204-22</b>	<b>2430</b>	<b>11.9</b>	<b>280-646</b>	<b>.603</b>	<b>121-205</b>	<b>.590</b>	<b>259</b>	<b>549</b>	<b>808</b>	<b>4.0</b>	<b>94</b>	<b>382-2</b>	<b>72</b>	<b>123</b>	<b>190</b>	<b>693</b>	<b>3.4</b>	<b>19</b>

Three-point FG: '15-16, 0-1 (.000); '16-17, 1-3 (.333), '17-18, 0-3 (.000), '18-19, 11-34 (.324). Total, 12-41 (.293)

**NBA PLAYOFF STATISTICS**

YEAR	GP-GS	MIN	AVG	FGM-FGA	PCT	FTM-FTA	PCT	- REBOUNDS -				PF-D	STL	TO	BLK	PTS	AVG	HI	
								OFF	DEF	TOT	AVG								
15-16	4-1	76	19.0	7-10	.700	5-12	.417	5	8	13	3.3	1	11-0	3	0	5	19	4.8	12

Three-point FG: None Attempted.

**MENSAH-BONSU, POPS #21**

6-9 FORWARD • GEORGE WASHINGTON '07 • BORN 9/7/83 • FREE AGENT SIGNEE 8/3/06 • WAIVED 8/31/07

YEAR	GP-GS	MIN	AVG	FGM-FGA	PCT	FTM-FTA	PCT	- REBOUNDS -				PF-D	STL	TO	BLK	PTS	AVG	HI	
								OFF	DEF	TOT	AVG								
06-07	12-0	71	5.9	11-17	.647	7-18	.389	9	12	21	1.8	0	8-0	1	9	0	29	2.4	6

Three-point FG: None Attempted.

**MEYER, LOREN #40**

6-10 FORWARD/CENTER • D-1995 1ST ROUND (24TH OVERALL) • IOWA STATE '95 • BORN 12/30/72 • TRADED TO PHOENIX WITH TONY DUMAS AND JASON KIDD FOR SAM CASSELL, MICHAEL FINLEY, A.C. GREEN AND A 1998 SECOND-ROUND DRAFT CHOICE 12/26/96

YEAR	GP-GS	MIN	AVG	FGM-FGA	PCT	FTM-FTA	PCT	- REBOUNDS -				PF-D	STL	TO	BLK	PTS	AVG	HI	
								OFF	DEF	TOT	AVG								
95-96	72-21	1266	17.6	145-330	.439	70-102	.686	114	205	319	4.4	57	224-6	20	67	32	363	5.0	14
96-97	19-16	259	13.6	34-78	.436	9-12	.750	14	35	49	2.6	7	52-1	6	27	3	78	4.1	11
<b>TOT</b>	<b>91-37</b>	<b>1525</b>	<b>16.8</b>	<b>179-408</b>	<b>.439</b>	<b>79-114</b>	<b>.693</b>	<b>128</b>	<b>240</b>	<b>368</b>	<b>4.0</b>	<b>64</b>	<b>276-7</b>	<b>26</b>	<b>94</b>	<b>35</b>	<b>441</b>	<b>4.8</b>	<b>14</b>

Three-point FG: '95-96, 3-11 (.273); '96-97, 1-2 (.500). Total, 4-13 (.308)

**MILLER, OLIVER #2**

6-9 CENTER • ARKANSAS '92 • BORN 4/6/70 • FREE AGENT SIGNEE 10/17/96 • WAIVED 2/7/97

YEAR	GP-GS	MIN	AVG	FGM-FGA	PCT	FTM-FTA	PCT	- REBOUNDS -				PF-D	STL	TO	BLK	PTS	AVG	HI	
								OFF	DEF	TOT	AVG								
96-97	42-0	836	19.9	76-154	.494	28-53	.528	82	151	233	5.5	58	133-1	34	70	50	180	4.3	13

Three-point FG: 0-1 (.000)

**MONTROSS, ERIC #00**

7-0 CENTER • NORTH CAROLINA '94 • BORN 9/23/71 • ACQUIRED FROM BOSTON WITH THE 9TH OVERALL PICK IN THE 1996 NBA DRAFT FOR THE 6TH OVERALL PICK IN THE 1996 DRAFT AND DALLAS' 1997 FIRST-ROUND PICK 6/21/96 • TRADED TO NEW JERSEY WITH SAM CASSELL, CHRIS GATLING, JIM JACKSON AND GEORGE MCCLLOUD FOR SHAWN BRADLEY, ED O'BANNON, ROBERT PACK AND KHALID REEVES 2/17/97

YEAR	GP-GS	MIN	AVG	FGM-FGA	PCT	FTM-FTA	PCT	- REBOUNDS -				PF-D	STL	TO	BLK	PTS	AVG	HI	
								OFF	DEF	TOT	AVG								
96-97	47-46	984	20.9	86-187	.460	10-34	.294	66	170	236	5.0	32	150-2	9	51	34	182	3.9	12

Three-point FG: None Attempted.

**MOORE, TRACY #20**

6-4 GUARD • TULSA '88 • BORN 12/28/65 • FREE AGENT SIGNEE 1/16/92 • WAIVED 2/4/93

YEAR	GP-GS	MIN	AVG	FGM-FGA	PCT	FTM-FTA	PCT	- REBOUNDS -				PF-D	STL	TO	BLK	PTS	AVG	HI	
								OFF	DEF	TOT	AVG								
91-92	42-2	782	18.6	130-325	.400	65-78	.833	31	51	82	2.0	48	97-0	32	44	4	355	8.5	19
92-93	39-1	510	13.1	103-249	.414	53-61	.869	23	29	52	1.3	47	54-0	21	32	4	282	7.2	20
<b>TOT</b>	<b>81-3</b>	<b>1292</b>	<b>16.0</b>	<b>233-574</b>	<b>.406</b>	<b>118-139</b>	<b>.849</b>	<b>54</b>	<b>80</b>	<b>134</b>	<b>1.7</b>	<b>95</b>	<b>151-0</b>	<b>53</b>	<b>76</b>	<b>8</b>	<b>637</b>	<b>7.9</b>	<b>20</b>

Three-point FG: '91-92, 30-84 (.357); '92-93, 23-67 (.343). Total, 53-151 (.351)

**MORNINGSTAR, DARREN #50**

6-11 CENTER • PITTSBURGH '92 • BORN 4/22/69 • FREE AGENT SIGNEE 10/7/93 • WAIVED 11/23/93

YEAR	GP-GS	MIN	AVG	FGM-FGA	PCT	FTM-FTA	PCT	- REBOUNDS -			AVG	AST	PF-D	STL	TO	BLK	PTS	AVG	HI
								OFF	DEF	TOT									
93-94	22-15	363	16.5	38-81	.469	18-30	.600	31	49	80	3.6	15	69-1	14	19	2	94	4.3	11

Three-point FG: None Attempted.

**MORROW, ANTHONY #23**

6-5 GUARD • GEORGIA TECH • BORN 9/27/85 • ACQUIRED FROM ATLANTA IN EXCHANGE FOR DAHNTAY JONES 2/21/13 • COMPLETED CONTRACT 6/30/13

YEAR	GP-GS	MIN	AVG	FGM-FGA	PCT	FTM-FTA	PCT	- REBOUNDS -			AVG	AST	PF-D	STL	TO	BLK	PTS	AVG	HI
								OFF	DEF	TOT									
12-13	17-0	82	4.8	17-34	.500	4-4	1.000	1	3	4	0.2	4	10-0	1	4	0	39	2.3	8

Three-point FG: 1-5 (.200)

**MOTLEY, JOHNATHAN #6**

6-10 FORWARD • BAYLOR • BORN 5/4/95 • SIGNED TO A TWO-WAY CONTRACT 7/3/17 • TRADED TO THE L.A. CLIPPERS WITH THE RIGHTS TO RENALDAS SEIBUTIS IN EXCHANGE FOR THE RIGHTS TO MAARTY LEUNEN AND CASH CONSIDERATIONS 7/23/18

YEAR	GP-GS	MIN	AVG	FGM-FGA	PCT	FTM-FTA	PCT	- REBOUNDS -			AVG	AST	PF-D	STL	TO	BLK	PTS	AVG	HI
								OFF	DEF	TOT									
17-18	11-4	176	16.0	40-75	.533	15-28	.536	14	35	49	4.5	7	18-0	3	9	2	96	8.7	26

Three-point FG: 1-6 (.167)

**MURPHY, TROY #6**

6-11 FORWARD/CENTER • NOTRE DAME • BORN 5/2/80 • FREE AGENT SIGNEE 11/2/12 • WAIVED 11/29/12

YEAR	GP-GS	MIN	AVG	FGM-FGA	PCT	FTM-FTA	PCT	- REBOUNDS -			AVG	AST	PF-D	STL	TO	BLK	PTS	AVG	HI
								OFF	DEF	TOT									
12-13	14-1	256	18.3	22-61	.361	10-11	.909	7	42	49	3.5	7	29-0	10	7	6	65	4.6	12

Three-point FG: 11-35 (.314)

**MÜRSEPP, MARTIN #31 (2/15/97 TO 2/18/97), #13 (2/19/97 TO 6/23/98)**

6-9 FORWARD • ESTONIA • BORN 9/26/74 • ACQUIRED FROM MIAMI WITH KURT THOMAS AND SASHA DANILOVIC FOR JAMAL MASHBURN 2/14/97 • TRADED TO PHOENIX WITH BUBBA WELLS, THE DRAFT RIGHTS TO PAT GARRITY AND A FIRST-ROUND CHOICE FOR STEVE NASH 6/24/98

YEAR	GP-GS	MIN	AVG	FGM-FGA	PCT	FTM-FTA	PCT	- REBOUNDS -			AVG	AST	PF-D	STL	TO	BLK	PTS	AVG	HI
								OFF	DEF	TOT									
96-97	32-0	221	6.9	49-117	.419	38-56	.679	33	29	62	1.9	17	55-1	12	15	10	139	4.3	18
97-98	41-7	603	14.7	83-191	.435	51-67	.761	46	68	114	2.8	30	96-1	29	29	14	233	5.7	24
<b>TOT</b>	<b>73-7</b>	<b>824</b>	<b>11.3</b>	<b>132-308</b>	<b>.429</b>	<b>89-123</b>	<b>.724</b>	<b>79</b>	<b>97</b>	<b>176</b>	<b>2.4</b>	<b>47</b>	<b>151-2</b>	<b>41</b>	<b>44</b>	<b>24</b>	<b>372</b>	<b>5.1</b>	<b>24</b>

Three-point FG: '96-97, 3-20 (.150); '97-98, 16-38 (.421). Total, 19-58 (.328)



## NAJERA, EDUARDO #14

6-8 FORWARD • OKLAHOMA '00 • BORN 7/11/76 • DRAFT RIGHTS ACQUIRED FROM HOUSTON WITH A SECOND-ROUND PICK FOR THE DRAFT RIGHTS TO DAN LANGHI 6/28/00 • TRADED TO GOLDEN STATE WITH CHRISTIAN LAETTNER, TWO FUTURE FIRST-ROUND PICKS, CASH CONSIDERATIONS AND THE DRAFT RIGHTS TO LUIS FLORES AND MLADEN SEKULARAC FOR ERICK DAMPIER, DAN DICKAU, EVAN ESCHMEYER AND THE DRAFT RIGHTS TO STEVE LOGAN 8/24/04 • ACQUIRED BY DALLAS FROM NEW JERSEY IN EXCHANGE FOR KRIS HUMPHRIES AND SHAWNE WILLIAMS (1/11/10) • TRADED ALONG WITH ERICK DAMPIER AND MATT CARROLL TO CHARLOTTE IN EXCHANGE FOR TYSON CHANDLER AND ALEXIS AJINCA

YEAR	GP-GS	MIN	AVG	FGM-FGA	PCT	FTM-FTA	- REBOUNDS -			AVG	AST	PF-D	STL	TO	BLK	PTS	AVG	HI	
							PCT	OFF	DEF										TOT
00-01	40-4	431	10.8	58-111	.523	14-33	.424	41	54	95	2.4	27	48-0	13	17	8	131	3.3	10
01-02	62-11	1357	21.9	150-300	.500	100-145	.676	149	193	342	5.5	38	156-2	56	40	30	400	6.5	19
02-03	48-12	1103	23.0	129-231	.558	62-91	.681	90	133	223	4.6	47	129-1	40	23	22	320	6.7	16
03-04	58-7	720	12.4	72-162	.444	30-46	.652	67	89	156	2.7	25	90-1	35	29	19	176	3.0	11
09-10	33-3	481	14.6	42-93	.452	8-12	.667	22	55	77	2.3	14	61-0	17	13	12	108	3.3	11
<b>TOT</b>	<b>241-37</b>	<b>4092</b>	<b>16.9</b>	<b>451-897</b>	<b>.503</b>	<b>214-330</b>	<b>.648</b>	<b>369</b>	<b>524</b>	<b>893</b>	<b>3.7</b>	<b>151</b>	<b>484-4</b>	<b>161</b>	<b>122</b>	<b>91</b>	<b>1135</b>	<b>4.7</b>	<b>19</b>

Three-point FG: '00-01, 1-3 (.333); '01-02, 0-2 (.000); '02-03, 0-1 (.000); '03-04, 2-4 (.500); '09-10, 16-47 (.340). Total, 19-57 (.333)

YEAR	GP-GS	MIN	AVG	FGM-FGA	PCT	FTM-FTA	NBA PLAYOFF STATISTICS			AVG	AST	PF-D	STL	TO	BLK	PTS	AVG	HI	
							PCT	OFF	DEF										TOT
00-01	7-0	44	6.3	9-17	.529	0-0	.000	7	8	15	2.1	1	8-0	1	1	21	3.0	10	
01-02	8-4	122	15.3	16-23	.696	5-8	.625	3	10	13	1.6	1	22-0	3	2	0	37	4.6	13
02-03	19-5	394	20.7	39-86	.453	38-48	.792	36	38	74	3.9	15	53-1	14	16	4	116	6.1	12
03-04	5-0	57	11.4	5-11	.455	2-2	1.000	10	7	17	3.4	3	12-0	3	2	2	12	2.4	6
09-10	5-0	36	7.2	2-8	.250	0-0	.000	5	4	9	1.8	0	8-0	2	1	0	4	0.8	2
<b>TOT</b>	<b>44-9</b>	<b>653</b>	<b>14.8</b>	<b>71-145</b>	<b>.490</b>	<b>45-58</b>	<b>.776</b>	<b>61</b>	<b>67</b>	<b>128</b>	<b>2.9</b>	<b>20</b>	<b>103-1</b>	<b>23</b>	<b>22</b>	<b>7</b>	<b>190</b>	<b>4.3</b>	<b>13</b>

THREE-POINT FG: '00-01, 3-4 (.750); '01-02, NONE ATTEMPTED; '02-03, NONE ATTEMPTED; '03-04, NONE ATTEMPTED; '09-10, 0-5 (.000) TOTAL, 3-9 (.333)

## NASH, STEVE #13

6-3 GUARD • SANTA CLARA '96 • BORN 2/7/74 • ACQUIRED FROM PHOENIX FOR MARTIN MÜÜRSEPP, BUBBA WELLS, THE DRAFT RIGHTS TO PAT GARRITY AND A 1999 FIRST-ROUND DRAFT CHOICE 6/24/98 • COMPLETED CONTRACT 6/1/04

YEAR	GP-GS	MIN	AVG	FGM-FGA	PCT	FTM-FTA	- REBOUNDS -			AVG	AST	PF-D	STL	TO	BLK	PTS	AVG	HI	
							PCT	OFF	DEF										TOT
98-99	40-40	1269	31.7	114-314	.363	38-46	.826	32	82	114	21.9	5.5	98-2	37	83	2	315	7.9	22
99-00	56-27	1532	27.4	173-363	.477	75-85	.882	34	87	121	27.2	4.9	122-1	37	102	3	481	8.6	24
00-01	70-70	2387	34.1	386-792	.487	231-258	.895	46	177	223	50.9	7.3	158-0	72	205	5	1092	15.6	31
01-02	82-82	2837	34.6	525-1088	.483	260-293	.887	50	204	254	63.4	7.7	164-0	53	229	4	1466	17.9	39
02-03	82-82	2711	33.1	518-1114	.465	308-339	.909	63	171	234	59.8	7.3	134-0	85	192	6	1455	17.7	32
03-04	78-78	2612	33.5	397-845	.470	230-251	.916	59	173	232	68.7	8.8	139-0	67	209	8	1128	14.5	31
<b>TOT</b>	<b>408-379</b>	<b>13348</b>	<b>33.7</b>	<b>2113-4516</b>	<b>.468</b>	<b>1142-1272</b>	<b>.898</b>	<b>284</b>	<b>894</b>	<b>1178</b>	<b>291.9</b>	<b>7.2</b>	<b>815-3</b>	<b>351</b>	<b>1020</b>	<b>28</b>	<b>5937</b>	<b>14.6</b>	<b>39</b>

Three-point FG: '98-99, 49-131 (.374); '99-00, 60-149 (.403); '00-01, 89-219 (.406); '01-02, 156-343 (.455); '02-03, 111-269 (.413); '03-04, 104-257 (.405). Total, 569-1368 (.416)

YEAR	GP-GS	MIN	AVG	FGM-FGA	PCT	FTM-FTA	NBA PLAYOFF STATISTICS			AVG	AST	PF-D	STL	TO	BLK	PTS	AVG	HI	
							PCT	OFF	DEF										TOT
00-01	10-10	370	37.0	45-108	.417	30-34	.882	6	26	32	6.4	6.4	19-0	6	25	1	136	13.6	27
01-02	8-8	323	40.4	51-118	.432	34-35	.971	7	25	32	7.0	8.8	20-0	4	30	0	156	19.5	30
02-03	20-20	729	36.5	115-257	.447	55-63	.873	15	55	70	14.5	7.3	47-0	17	51	1	322	16.1	31
03-04	5-5	197	39.4	27-70	.386	8-9	.889	6	20	26	4.5	9.0	14-0	4	12	0	68	13.6	24
<b>TOT</b>	<b>43-43</b>	<b>1619</b>	<b>37.7</b>	<b>238-553</b>	<b>.430</b>	<b>127-141</b>	<b>.901</b>	<b>34</b>	<b>126</b>	<b>160</b>	<b>32.4</b>	<b>7.5</b>	<b>100-0</b>	<b>31</b>	<b>118</b>	<b>2</b>	<b>682</b>	<b>15.9</b>	<b>31</b>

THREE-POINT FG: '00-01, 16-39 (.410); '01-02, 20-45 (.444); '02-03, 37-76 (.487); '03-04, 6-16 (.375). TOTAL 79-176 (.449)

YEAR	SITE	GP-GS	MIN	FGM-FGA	PCT	FTM-FTA	NBA ALL-STAR STATISTICS			AST	PF-D	ST	TO	BLK	PTS	AVG
							PCT	OFF	DEF							
2002	PHI	1-0	24	3-9	.333	0-0	.000	2	1	3	9	1-0	1	0	0	8.0
2003	ATL	1-0	16	1-3	.333	0-1	.000	2	3	5	3	1-0	1	4	0	2.0
<b>TOT</b>		<b>2-0</b>	<b>40</b>	<b>4-12</b>	<b>.333</b>	<b>0-1</b>	<b>.000</b>	<b>4</b>	<b>4</b>	<b>8</b>	<b>12</b>	<b>2-0</b>	<b>2</b>	<b>4</b>	<b>0</b>	<b>10.0</b>

Three-point FG: '02, 2-4 (.500); '03, 0-2 (.000). Total, 2-6 (.333)

## N'DIAYE, MAMADOU #34

7-0 CENTER • AUBURN '00 • BORN 6/16/75 • SIGNED 10-DAY CONTRACT 1/6/04 • SIGNED SECOND 10-DAY CONTRACT 1/16/04 • COMPLETED CONTRACT 1/27/04

YEAR	GP-GS	MIN	AVG	FGM-FGA	PCT	FTM-FTA	- REBOUNDS -			AVG	AST	PF-D	STL	TO	BLK	PTS	AVG	HI	
							PCT	OFF	DEF										TOT
01-02	47-17	724	15.4	67-148	.453	42-58	.724	9	40	49	1.0	14	88-2	29	21	4	198	4.2	17

Three-point FG: 22-57 (.386)

## NELSON, JAMEER #14

6-0 GUARD • ST. JOSEPH'S • BORN 2/9/82 • FREE AGENT SIGNEE 7/24/14 • TRADED ALONG WITH BRANDAN WRIGHT, JAE CROWDER, A 2015 FIRST ROUND PICK AND A 2016 SECOND ROUND PICK TO BOSTON IN EXCHANGE FOR RAJON RONDO AND DWIGHT POWELL 12/18/14

YEAR	GP-GS	MIN	AVG	FGM-FGA	PCT	FTM-FTA	- REBOUNDS -			AVG	AST	PF-D	STL	TO	BLK	PTS	AVG	HI	
							PCT	OFF	DEF										TOT
14-15	23-23	584	25.4	61-163	.374	7-8	.875	14	49	63	2.7	95	53-0	15	39	2	167	7.3	18

Three-point FG: 38-103 (.369)



### NEWMAN, JOHNNY #2

6-7 FORWARD • RICHMOND '86 • BORN 11/28/63 • FREE AGENT SIGNEE 11/27/01 • COMPLETED CONTRACT 5/02

YEAR	GP-GS	MIN	AVG	FGM-FGA	PCT	FTM-FTA	PCT	- REBOUNDS -				AVG	AST	PF-D	STL	TO	BLK	PTS	AVG	HI
								OFF	DEF	TOT										
01-02	47-17	724	15.4	67-148	.453	42-5 8	.724	9	40	49	1.0	14	88-0	29	21	4	198	4.2	10	

Three-point FG: 22-57 (.386)

#### NBA PLAYOFF STATISTICS

YEAR	GP-GS	MIN	AVG	FGM-FGA	PCT	FTM-FTA	PCT	OFF	DEF	TOT	AVG	AST	PF-D	STL	TO	BLK	PTS	AVG	HI
01-02	3-2	22	7.3	1-7	.143	0-0	.000	0	0	0	0.0	2	5-0	0	0	0	3	1.0	3

THREE-POINT FG: 1-6 (.167)

### NIMPHIUMS, KURT #40

6-11 FORWARD/CENTER • ARIZONA STATE '80 • BORN 3/13/58 • FREE AGENT SIGNEE 9/26/81 • TRADED TO L.A. CLIPPERS FOR JAMES DONALDSON 11/25/85

YEAR	GP-GS	MIN	AVG	FGM-FGA	PCT	FTM-FTA	PCT	- REBOUNDS -				AVG	AST	PF-D	STL	TO	BLK	PTS	AVG	HI
								OFF	DEF	TOT										
81-82	63-27	1085	17.2	137-297	.461	63-108	.583	92	203	295	4.7	61	190-5	17	56	82	337	5.3	20	
82-83	81-12	1515	18.7	174-355	.490	77-140	.550	157	247	404	5.0	115	287-11	24	66	111	426	5.3	20	
83-84	82-46	2284	27.9	272-523	.520	101-162	.623	182	331	513	6.3	176	283-5	41	98	144	646	7.9	24	
84-85	82-40	2010	24.5	196-434	.452	108-140	.771	136	272	408	5.0	183	262-4	30	95	126	500	6.1	16	
85-86	13-4	280	21.5	37-72	.514	17-29	.586	23	37	60	4.6	14	38-1	3	13	12	91	7.0	20	
TOT	321-129	7174	22.3	816-1681	.485	366-579	.632	590	1090	1680	5.2	549	1060-26	115	328	475	2000	6.2	24	

Three-point FG: '81-82, None Attempted; '82-83, 1-1 (.000); '83-84, 1-4 (.250); '84-85, 0-6 (.000); '85-86, 0-1 (.000). Total, 2-12 (.167)

#### NBA PLAYOFF STATISTICS

YEAR	GP-GS	MIN	AVG	FGM-FGA	PCT	FTM-FTA	PCT	OFF	DEF	TOT	AVG	AST	PF-D	STL	TO	BLK	PTS	AVG	HI
83-84	10-0	178	17.8	14-33	.424	14-17	.824	20	33	53	5.3	13	24-0	0	9	14	42	4.2	9
84-85	4-0	50	12.5	3-6	.500	0-0	---	3	3	6	1.5	3	10-0	1	2	1	6	1.5	4
TOT	14-0	228	16.3	17-39	.436	14-17	.824	23	36	59	4.2	16	34-0	1	11	15	48	3.4	9

Three-point FG: None Attempted.

### NOEL, NERLENS #3

6-11 CENTER • KENTUCKY • BORN 4/10/94 • ACQUIRED BY DALLAS IN EXCHANGE FOR JUSTIN ANDERSON, ANDREW BOGUT AND A 2017 PROTECTED FIRST ROUND PICK 2/23/17 • SIGNED 8/28/17 • COMPLETED CONTRACT 6/30/18

YEAR	GP-GS	MIN	AVG	FGM-FGA	PCT	FTM-FTA	PCT	- REBOUNDS -				AVG	AST	PF-D	STL	TO	BLK	PTS	AVG	HI
								OFF	DEF	TOT										
16-17	22-12	483	21.9	77-134	.575	34-48	.708	47	103	150	6.8	20	55-0	22	24	24	188	8.5	15	
17-18	30-6	472	15.7	55-105	.524	21-28	.750	48	120	168	5.6	20	59-1	31	26	22	131	4.4	16	
TOT	52-18	955	18.4	132-239	.552	55-76	.724	95	223	318	6.1	40	114-1	53	48	46	319	6.1	16	

Three-point FG: '16-17, None Attempted; '17-18, 0-1 (.000); Total, 0-1 (.000)

### NOVAK, STEVE #21

6-10 FORWARD • MARQUETTE '06 • BORN 6/13/83 • FREE AGENT SIGNEE 9/23/10 • WAIVED 1/5/11

YEAR	GP-GS	MIN	AVG	FGM-FGA	PCT	FTM-FTA	PCT	- REBOUNDS -				AVG	AST	PF-D	STL	TO	BLK	PTS	AVG	HI
								OFF	DEF	TOT										
10-11	7-0	18	2.6	4-8	.500	0.0	---	0	5	5	0.7	0	3-0	0	0	0	11	1.6	3	

Three-point FG: 3-4 (.750)



## NOWITZKI, DIRK #41

7-0 FORWARD • GERMANY • BORN 6/19/78 • DRAFT RIGHTS ACQUIRED BY DALLAS FROM MILWAUKEE WITH THE DRAFT RIGHTS TO PAT GARRITY IN EXCHANGE FOR THE DRAFT RIGHTS TO ROBERT TRAYLOR 6/24/98 • RE-SIGNED TO A SIX-YEAR CONTRACT 10/22/01 • SIGNED CONTRACT EXTENSION 9/26/06 • RE-SIGNED 7/19/10 • RE-SIGNED 7/15/14 • RE-SIGNED 7/27/16 • RE-SIGNED 7/6/17 • RE-SIGNED 7/23/18 • ANNOUNCED RETIREMENT 4/10/19 (ANNOUNCED HE WOULD RETIRE FOLLOWING THE 2018-19 SEASON ON 4/9/19)

YEAR	GP-GS	MIN	AVG	FGM-FGA	PCT	FTM-FTA	PCT	- REBOUNDS -						STL	TO	BLK	PTS	AVG	HI
								OFF	DEF	TOT	AVG	AST	PF-D						
98-99	47-24	958	20.4	136-336	.405	99-128	.773	41	121	162	3.4	47	105-5	29	73	27	385	8.2	29
99-00	82-81	2938	35.8	515-1118	.461	289-348	.830	102	430	532	6.5	203	256-4	63	141	68	1435	17.5	32
00-01	82-82	3125	38.1	591-1247	.474	451-538	.838	119	635	754	9.2	173	245-1	79	156	101	1784	21.8	38
01-02	76-76	2891	38.0	600-1258	.477	440-516	.853	120	635	755	9.9	186	222-2	83	145	77	1779	23.4	40
02-03	80-80	3117	39.0	690-1489	.463	483-548	.881	81	710	791	9.9	239	206-2	111	152	82	2011	25.1	40
03-04	77-77	2915	37.9	605-1310	.462	371-423	.877	90	580	670	8.7	207	216-3	92	135	104	1680	21.8	43
04-05	78-78	3020	38.7	663-1445	.459	615-708	.869	96	661	757	9.7	240	219-1	97	176	119	2032	26.1	53
05-06	81-81	3089	38.1	751-1564	.480	539-598	.901	115	613	728	9.0	226	164-1	58	156	83	2151	26.6	51
06-07	78-78	2821	36.2	673-1341	.502	498-551	.904	122	571	693	8.9	263	171-0	52	167	62	1916	24.6	43
07-08	77-77	2769	36.0	630-1314	.479	478-544	.879	95	564	659	8.6	266	198-0	51	160	71	1817	23.6	37
08-09	81-81	3050	37.7	774-1616	.479	485-545	.890	88	593	681	8.4	197	176-1	61	157	63	2094	25.9	46
09-10	81-80	3039	37.5	720-1496	.481	536-586	.915	80	540	620	7.7	218	208-1	70	149	79	2027	25.0	41
10-11	73-73	2504	34.3	610-1179	.517	395-443	.892	50	463	513	7.0	190	172-0	38	137	47	1681	23.0	42
11-12	62-62	2078	33.5	473-1034	.457	318-355	.896	46	372	418	6.7	136	129-0	42	117	30	1342	21.6	40
12-13	53-47	1661	31.3	343-728	.471	166-193	.860	37	326	363	6.8	132	93-0	38	70	37	917	17.3	35
13-14	80-80	2628	32.9	633-1273	.497	338-376	.899	40	458	498	6.2	216	165-1	73	117	45	1735	21.7	40
14-15	77-77	2282	29.6	487-1062	.459	255-289	.882	44	413	457	5.9	143	160-1	39	82	33	1333	17.3	30
15-16	75-75	2364	31.5	498-1112	.448	250-280	.893	52	437	489	6.5	132	161-0	52	84	52	1372	18.3	40
16-17	54-54	1424	26.4	296-678	.437	98-112	.875	23	330	353	6.5	82	113-0	30	51	38	769	14.2	26
17-18	77-77	1900	24.7	346-758	.456	97-108	.898	22	416	438	5.7	120	146-0	43	51	45	927	12.0	23
18-19	51-20	795	15.6	135-376	.359	39-50	.780	5	153	158	3.1	35	76-0	9	18	18	373	7.3	30
TOT	1522-1460	51368	33.8	11169-23734.471	.472	822-1079	.879	1468	10021	11489	7.5	3651	3601-23	1210	2494	1281	31560	20.7	53

Three-point FG: '98-99, 14-68 (.206); '99-00, 116-306 (.379); '00-01, 151-390 (.387); '01-02, 139-350 (.397); '02-03, 148-390 (.379); '03-04, 99-290 (.341); '04-05, 91-228 (.399); '05-06, 110-271 (.406); '06-07, 72-173 (.416); '07-08, 79-220 (.359); '08-09, 61-170 (.359); '09-10, 51-121 (.421); '10-11, 66-168 (.393); '11-12, 78-212 (.368); '12-13, 65-157 (.414); '13-14, 131-329 (.398); '14-15, 104-274 (.380); '15-16, 126-342 (.368); '16-17, 79-209 (.378); '17-18, 138-337 (.409); '18-19, 64-205 (.312). Total, 1982-5210 (.380)

### NBA PLAYOFF STATISTICS

YEAR	GP-GS	MIN	AVG	FGM-FGA	PCT	FTM-FTA	PCT	OFF	DEF	TOT	AVG	AST	PF-D	STL	TO	BLK	PTS	AVG	HI
00-01	10-10	399	39.9	69-163	.429	83-94	.883	14	67	81	8.1	14	37-1	11	14	8	234	23.4	42
01-02	8-8	357	44.6	73-164	.500	65-74	.878	17	88	105	13.1	18	27-1	16	22	6	227	28.4	39
02-03	17-17	722	42.5	150-313	.400	103-113	.912	15	181	196	11.5	37	52-0	21	40	16	430	25.3	46
03-04	5-5	212	42.4	45-100	.400	36-42	.857	13	46	59	11.8	7	16-0	7	6	13	133	26.6	32
04-05	13-13	551	42.4	103-256	.667	92-111	.829	25	106	131	10.1	43	42-0	18	33	21	308	23.7	34
05-06	23-23	983	42.7	196-419	.667	205-229	.895	47	221	268	11.7	67	64-0	25	49	14	620	27.0	53
06-07	6-6	239	39.8	36-94	.667	42-50	.840	25	43	68	11.3	14	20-0	11	14	8	118	19.7	30
07-08	5-5	211	42.2	43-91	.667	42-52	.808	10	50	60	12.0	20	13-0	1	10	7	134	26.8	32
08-09	10-10	394	39.4	88-170	.667	86-93	.925	12	89	101	10.1	31	21-0	9	23	8	268	26.8	44
09-10	6-6	233	38.8	58-106	.667	40-42	.952	7	42	49	8.2	18	15-0	5	10	4	160	26.7	36
10-11	21-21	826	39.3	192-396	.667	175-186	.941	12	159	171	8.1	53	46-0	12	65	13	582	27.7	48
11-12	4-4	154	38.5	34-77	.667	38-42	.905	3	22	25	6.3	7	9-0	3	10	0	107	26.8	34
13-14	7-7	263	37.6	54-126	.667	25-31	.806	5	51	56	8.0	11	20-0	6	15	6	134	19.1	26
14-15	5-5	181	36.2	38-84	.667	26-28	.929	4	48	52	10.4	12	16-0	2	10	2	106	21.2	34
15-16	5-5	170	34.0	41-83	.667	16-17	.941	3	21	24	4.8	8	9-0	2	7	3	102	20.4	27
TOT	145-145	5895	40.7	1220-2642	.462	1074-1204	.892	212	1234	1446	10.0	360	407-2	149	328	129	3663	25.3	50

Three-point FG: '00-01, 13-46 (.283); '01-02, 16-28 (.571); '02-03, 27-61 (.443); '03-04, 7-15 (.467); '04-05, 10-30 (.333); '05-06, 23-67 (.343); '06-07, 4-19 (.211); '07-08, 6-18 (.333); '08-09, 6-21 (.286); '09-10, 4-7 (.571); '10-11, 23-50 (.460); '11-12, 1-6 (.167); '13-14, 1-12 (.083); '14-15, 4-17 (.235); '15-16, 4-11 (.364). Total, 149-408 (.365)

### NBA ALL-STAR STATISTICS

YEAR	SITE	GP-GS	MIN	AVG	FGM-FGA	PCT	FTM-FTA	PCT	OFF	DEF	TOT	AST	PF-D	STL	TO	BLK	PTS	AVG	HI
2002	PHI	1-0	24	5-11	.455	1-1	1.000	2	6	8	3	1-0	0	2	0	12	12.0		
2003	ATL	1-0	16	4-8	.500	0-0	—	0	1	1	1	1-0	0	2	0	9	9.0		
2004	LA	1-0	13	1-3	.333	0-0	—	0	0	0	1	0-0	2	2	0	2	2.0		
2005	DEN	1-0	21	4-10	.400	1-2	.500	3	5	8	2	1-0	4	3	4	10	10.0		
2006	HOU	1-0	16	4-8	.500	2-3	.667	3	3	6	0	2-0	0	0	0	10	10.0		
2007	LV	1-1	16	4-9	.444	0-0	—	2	3	5	2	0-0	0	0	0	9	9.0		
2008	NO	1-0	26	5-14	.357	2-2	1.000	1	3	4	2	0-0	0	2	0	13	13.0		
2009	PHO	1-0	14	3-5	.600	2-2	1.000	0	1	1	1	0-0	0	0	0	8	8.0		
2010	DAL	1-1	28	8-15	.533	6-6	1.000	0	4	4	2	2-0	1	2	0	22	22.0		
2011	LA	1-0	14	3-8	.375	0-0	—	0	5	5	1	0-0	1	0	1	6	6.0		
2012	ORL	1-0	14	3-8	.375	0-0	—	2	2	4	1	1-0	0	0	0	7	7.0		
2014	NO	1-0	8	0-2	.000	0-0	—	0	1	1	1	0-0	0	0	0	0	0.0		
2015	NY	1-0	12	2-5	.400	0-0	—	2	3	5	0	0-0	2	0	0	5	5.0		
2019	CHA	1-0	4	3-3	1.000	0-0	—	0	0	0	0	0-0	0	1	0	9	9.0		
TOT		2-0	227	49-109	.450	14-16	.875	15	37	52	16	8-0	10	14	5	122	8.7		

Three-point FG: '02, 1-4 (.250); '03, 1-4 (.250); '04, 0-1 (.000); '05, 1-3 (.333); '06, 0-3 (.000); '07, 1-2 (.500); '08, 1-4 (.250); '09, None Attempted; '10, 0-1 (.000); '11, 0-1 (.000); '12, 1-5 (.200); '14, 0-1 (.000); '15, 1-2 (.500); '19, 3-3 (1.000). Total, 10-34 (.294)

## NUTT, DENNIS #21

6-2 GUARD • TCU '85 • BORN 3/25/63 • FREE AGENT SIGNEE 12/31/86 • WAIVED 10/30/87

YEAR	GP-GS	MIN	AVG	FGM-FGA	PCT	FTM-FTA	PCT	OFF	DEF	TOT	AVG	AST	PF-D	STL	TO	BLK	PTS	AVG	HI
86-87	25-0	91	3.6	16-40	.400	20-22	.909	1	7	8	0.6	16	6-0	7	10	0	57	2.3	11

Three-point FG: 5-17 (.294)

### NBA PLAYOFF STATISTICS

YEAR	GP-GS	MIN	AVG	FGM-FGA	PCT	FTM-FTA	PCT	OFF	DEF	TOT	AVG	AST	PF-D	STL	TO	BLK	PTS	AVG	HI
86-87	1-0	10	10.0	1-5	.200	0-0	—	1	1	2	1.0	1	0-0	0	1	0	2	2.0	2

Three-point FG: 0-2 (.000)



**O'BANNON, ED #31**

6-8 FORWARD • UCLA '95 • BORN 9/14/72 • ACQUIRED FROM NEW JERSEY WITH ROBERT PACK, SHAWN BRADLEY AND KHALID REEVES FOR ERIC MONTROSS, GEORGE MCCLLOUD, JIM JACKSON, SAM CASSELL AND CHRIS GATLING 2/17/97 • TRADED TO ORLANDO WITH DEREK HARPER FOR DENNIS SCOTT AND \$500,000 9/24/97

YEAR	GP-GS	MIN	AVG	FGM-FGA	PCT	FTM-FTA	PCT	- REBOUNDS -			AVG	AST	PF-D	STL	TO	BLK	PTS	AVG	HI
								OFF	DEF	TOT									
96-97	19-0	175	9.2	17-72	.236	11-12	.917	9	27	36	1.9	11	19-0	5	6	2	46	2.4	7

Three-point FG: 5-17 (.294)

**ODOM, LAMAR #7**

6-10 FORWARD • RHODE ISLAND • BORN 11/6/79 • ACQUIRED ALONG WITH A SECOND-ROUND DRAFT PICK AND OTHER SECOND-ROUND CONSIDERATIONS IN 2013 FROM L.A. LAKERS IN EXCHANGE FOR A PROTECTED FIRST-ROUND DRAFT PICK 12/11/11 • TRADED TO L.A. CLIPPERS FOR THE DRAFT RIGHTS TO TADIJA DRAGICEVIC FROM UTAH AND CASH CONSIDERATIONS FROM HOUSTON IN A DEAL THAT ALSO SENT THE DRAFT RIGHTS TO SHAN FOSTER FROM DALLAS TO UTAH, MO WILLIAMS FROM L.A. CLIPPERS TO UTAH AND THE DRAFT RIGHTS TO FURKAN ALDEMIR (53RD OVERALL PICK IN THE 2012 NBA DRAFT) FROM L.A. CLIPPERS TO HOUSTON 6/29/12

YEAR	GP-GS	MIN	AVG	FGM-FGA	PCT	FTM-FTA	PCT	- REBOUNDS -			AVG	AST	PF-D	STL	TO	BLK	PTS	AVG	HI
								OFF	DEF	TOT									
11-12	50-4	1027	20.5	123-349	.352	58-98	.592	36	172	208	4.2	83	97-0	20	52	18	332	6.6	19

Three-point FG: 28-111 (.252)

**OLIVE, KLEIN #3**

6-4 GUARD • CONNECTICUT '95 • BORN 12/27/72 • FREE AGENT SIGNEE 10/7/97 • WAIVED 12/17/97

YEAR	GP-GS	MIN	AVG	FGM-FGA	PCT	FTM-FTA	PCT	- REBOUNDS -			AVG	AST	PF-D	STL	TO	BLK	PTS	AVG	HI
								OFF	DEF	TOT									
97-98	16-0	214	13.4	14-42	.333	18-25	.720	6	15	21	2.0	32	16-0	6	16	0	46	2.9	11

Three-point FG: None Attempted.

**PACHULIA, ZAZA #27**

6-11 CENTER • REPUBLIC OF GEORGIA • BORN 2/10/84 • ACQUIRED FROM MILWAUKEE IN EXCHANGE FOR A FUTURE SECOND ROUND PICK 7/9/15 • COMPLETED CONTRACT 6/30/16

YEAR	GP-GS	MIN	AVG	FGM-FGA	PCT	FTM-FTA	PCT	- REBOUNDS -			AVG	AST	PF-D	STL	TO	BLK	PTS	AVG	HI
								OFF	DEF	TOT									
15-16	76-69	2004	26.4	219-470	.466	212-276	.768	249	469	718	9.4	128	181-1	64	119	22	650	8.6	18

Three-point FG: 0-3 (.000)

YEAR	GP-GS	MIN	AVG	FGM-FGA	PCT	FTM-FTA	PCT	NBA PLAYOFF STATISTICS			AVG	AST	PF-D	STL	TO	BLK	PTS	AVG	HI
								OFF	DEF	TOT									
15-16	5-4	112	22.4	9-24	.375	15-17	.882	10	17	27	5.4	16	13-0	3	2	1	33	6.6	12

Three-point FG: None Attempted.

**PACK, ROBERT #14**

6-2 GUARD • SOUTHERN CALIFORNIA '91 • BORN 2/3/69 • ACQUIRED FROM NEW JERSEY WITH SHAWN BRADLEY, ED O'BANNON AND KHALID REEVES FOR SAM CASSELL, CHRIS GATLING, JIM JACKSON, GEORGE MCCLLOUD AND ERIC MONTROSS 2/17/97 • TRADED TO BOSTON WITH JOHN WILLIAMS AND CASH FOR DANA BARROS (PART OF 4-TEAM, 9-PLAYER TRADE) 8/16/00

YEAR	GP-GS	MIN	AVG	FGM-FGA	PCT	FTM-FTA	PCT	- REBOUNDS -			AVG	AST	PF-D	STL	TO	BLK	PTS	AVG	HI
								OFF	DEF	TOT									
96-97	20-11	597	29.9	79-219	.361	62-73	.849	13	47	60	6.4	127	56-0	35	67	3	229	11.5	23
97-98	12-10	292	24.3	33-98	.337	25-36	.694	8	26	34	3.5	42	17-0	20	38	1	94	7.8	23
98-99	25-0	468	18.7	75-174	.431	72-88	.818	9	27	36	3.2	81	41-0	20	49	1	222	8.9	31
99-00	29-22	665	22.9	96-230	.417	63-78	.808	7	35	42	5.8	168	44-0	31	76	3	259	8.9	27
TOT	86-43	2022	23.5	283-721	.393	222-275	.807	37	135	172	4.9	418	158-0	106	230	8	804	9.3	31

Three-point FG: '96-97, 9-38 (.237); '97-98, 3-6 (.500); '98-99, 0-4 (.000); '99-00, 4-11 (.500). Total, 16-59 (.271)

**PALMER, WALTER #31**

7-1 CENTER • DARTMOUTH '90 • BORN 10/23/68 • FREE AGENT SIGNEE 10/7/92 • WAIVED 1/5/93

YEAR	GP-GS	MIN	AVG	FGM-FGA	PCT	FTM-FTA	PCT	- REBOUNDS -			AVG	AST	PF-D	STL	TO	BLK	PTS	AVG	HI
								OFF	DEF	TOT									
92-93	20-0	124	6.2	27-57	.474	6-9	.667	12	32	44	2.2	5	29-0	1	10	5	60	3.0	18

Three-point FG: None Attempted.



### PARKS, CHEROKEE #4

6-11 FORWARD/CENTER • D-1995 1ST RND (12TH OVERALL) • DUKE '95 • BORN 10/11/72 • TRADED TO MINNESOTA FOR THE REMOVAL OF 2-6 LOTTERY PROTECTION ON THE 1997 FIRST-ROUND DRAFT CHOICE THE MAVERICKS ACQUIRED FROM THE TIMBERWOLVES IN THE 11/2/94 SEAN ROOKS TRADE 6/29/96

YEAR	GP-GS	MIN	AVG	FGM-FGA	PCT	FTM-FTA	PCT	- REBOUNDS -			AVG	AST	PF-D	STL	TO	BLK	PTS	AVG	HI
								OFF	DEF	TOT									
95-96	64-3	869	13.6	101-247	.409	41-62	.661	66	150	216	3.4	29	100-0	25	31	32	250	3.9	25

Three-point FG: 7-26 (.269)

### PARSONS, CHANDLER #25

6-10 FORWARD • FLORIDA • BORN 10/25/88 • FREE AGENT SIGNEE 7/15/14 • DID NOT EXERCISE CONTRACT OPTION 6/30/16

YEAR	GP-GS	MIN	AVG	FGM-FGA	PCT	FTM-FTA	PCT	- REBOUNDS -			AVG	AST	PF-D	STL	TO	BLK	PTS	AVG	HI
								OFF	DEF	TOT									
14-15	66-66	2186	33.1	383-829	.462	139-193	.720	64	259	323	4.9	161	140-2 69	96	19	1037	15.7	32	
15-16	61-51	1799	29.5	320-651	.492	93-136	.684	29	256	285	4.7	169	114-0 46	95	21	837	13.7	31	
TOT	127-117	3985	31.4	703-1480	.475	232-329	.705	93	515	608	4.8	330	254-2 115	191	40	1874	14.8	32	

Three-point FG: '14-15, 132-347 (.380); '15-16, 104-251 (.414). Total, 236-598 (.395)

#### NBA PLAYOFF STATISTICS

YEAR	GP-GS	MIN	AVG	FGM-FGA	PCT	FTM-FTA	PCT	- REBOUNDS -			AVG	AST	PF-D	STL	TO	BLK	PTS	AVG	HI
								OFF	DEF	TOT									
14-15	1-1	37	36.8	5-15	.333	0-0	---	0	6	6	6.0	2	1-0 0	1	0	10	10.0	10	

Three-point FG: 0-4 (.000)

### PAVLOVIC, SASHA #7

6-7 GUARD/FORWARD • SERBIA • BORN 11/15/83 • SIGNED TO FIRST 10-DAY CONTRACT ON 1/10/11 • SIGNED TO SECOND 10-DAY CONTRACT ON 1/20/11 • COMPLETED CONTRACT ON 1/30/11

YEAR	GP-GS	MIN	AVG	FGM-FGA	PCT	FTM-FTA	PCT	- REBOUNDS -			AVG	AST	PF-D	STL	TO	BLK	PTS	AVG	HI
								OFF	DEF	TOT									
10-11	10-6	163	16.3	15-35	.429	4-5	.800	0	12	12	1.2	7	15-0	5	5	3	41	4.1	11

Three-point FG: 7-16 (.438)

### PERKINS, SAM #44 (1987-90), #41 (1984-87)

6-9 1/2 FORWARD • D-1984 1ST RND (4TH OVERALL) • NORTH CAROLINA '84 • BORN 6/14/61 • FREE AGENT SIGNEE BY THE LAKERS 8/6/90

YEAR	GP-GS	MIN	AVG	FGM-FGA	PCT	FTM-FTA	PCT	- REBOUNDS -			AVG	AST	PF-D	STL	TO	BLK	PTS	AVG	HI
								OFF	DEF	TOT									
84-85	82-42	2317	28.3	347-736	.471	200-244	.820	189	416	605	7.4	135	236-1	63	102	63	903	11.0	29
85-86	80-79	2626	32.8	458-910	.503	307-377	.814	195	490	685	8.6	153	212-2	75	145	94	1234	15.4	32
86-87	80-80	2687	33.6	461-957	.482	245-296	.828	197	419	616	7.7	146	269-6	109	132	77	1186	14.8	29
87-88	75-75	2499	33.3	394-876	.450	273-332	.822	201	400	601	8.0	118	227-2	74	119	54	1066	14.2	26
88-89	78-77	2860	36.7	445-959	.464	274-329	.833	235	453	688	8.8	127	224-1	76	141	92	1171	15.0	30
89-90	76-70	2668	35.1	435-883	.493	330-424	.778	209	363	572	7.5	175	225-4	88	148	64	1206	15.9	45
TOT	471-423	15657	33.2	2540-5321	.477	1629-2002	.814	1226	2541	3767	8.0	854	1393-16	485	787	444	6766	14.4	45

THREE-POINT FG: '84-85, 9-36 (.250); '85-86, 11-33 (.333); '86-87, 19-54 (.352); '87-88, 5-30 (.167); '88-89, 7-38 (.184); '89-90, 6-28 (.214). TOTAL, 57-219 (.260)

#### NBA PLAYOFF STATISTICS

YEAR	GP-GS	MIN	AVG	FGM-FGA	PCT	FTM-FTA	PCT	- REBOUNDS -			AVG	AST	PF-D	STL	TO	BLK	PTS	AVG	HI
								OFF	DEF	TOT									
84-85	4-4	169	42.3	24-49	.490	26-34	.765	16	35	51	12.8	11	13-1	2	3	1	75	18.8	26
85-86	10-10	347	34.7	57-133	.429	33-43	.767	30	53	83	8.3	24	32-0	9	16	14	149	14.9	29
86-87	4-4	133	33.3	26-52	.500	16-23	.696	12	22	34	8.5	5	16-0	4	9	1	68	17.0	24
87-88	17-17	572	33.6	88-195	.451	53-66	.803	39	73	112	6.6	31	51-1	25	30	17	230	13.5	23
89-90	3-3	118	39.3	16-36	.444	13-17	.765	10	12	22	7.3	8	17-2	3	7	2	45	15.0	18
TOT	38-38	1339	35.2	211-465	.454	141-183	.770	107	195	302	7.9	79	129-4	43	65	35	567	14.9	29

THREE-POINT FG: '84-85, 1-4 (.250); '85-86, 2-8 (.250); '86-87, 0-4 (.000); '87-88, 1-7 (.143); '89-90, 0-1 (.000). TOTAL, 4-24 (.167)

### PHEGLEY, ROGER #21

6-6 GUARD • BRADLEY '78 • BORN 10/16/56 • FREE AGENT SIGNEE 2/20/84 • COMPLETED CONTRACT 5/84

YEAR	GP-GS	MIN	AVG	FGM-FGA	PCT	FTM-FTA	PCT	- REBOUNDS -			AVG	AST	PF-D	STL	TO	BLK	PTS	AVG	HI
								OFF	DEF	TOT									
83-84	10-0	76	7.6	9-31	.290	2-2	1.000	2	7	9	.9	9	10-0	1	5	0	21	2.1	9

THREE-POINT FG: 1-4 (.250)

#### NBA PLAYOFF STATISTICS

YEAR	GP-GS	MIN	AVG	FGM-FGA	PCT	FTM-FTA	PCT	- REBOUNDS -			AVG	AST	PF-D	STL	TO	BLK	PTS	AVG	HI
								OFF	DEF	TOT									
83-84	1-0	5	5.0	0-4	.000	2-2	1.000	0	0	0	0.0	1	2	0	0	0	2	2.0	2

THREE-POINT FG: 0-1 (.000)

**PIETKIEWICZ, STAN #43**

6-5 GUARD • AUBURN '78 • BORN 7/14/56 • FREE AGENT SIGNEE 1/12/81 • WAIVED 7/24/81

YEAR	GP-GS	MIN	AVG	FGM-FGA	PCT	FTM-FTA	PCT	- REBOUNDS -			AVG	AST	PF-D	STL	TO	BLK	PTS	AVG	HI
								OFF	DEF	TOT									
80-81	36-0	431	12.0	55-133	.414	11-14	.786	13	28	41	2.1	75	26-0	15	17	2	140	3.9	10

THREE-POINT FG: 19-48 (.396)

**POWELL, JOSH #33**

6-9 FORWARD • NORTH CAROLINA STATE • BORN 12/5/83 • ROOKIE FREE AGENT SIGNEE 9/9/04 • WAIVED 10/24/04 • FREE AGENT SIGNEE 8/5/05 • TRADED TO INDIANA WITH DARRELL ARMSTRONG AND RAWLE MARSHALL FOR ANTHONY JOHNSON 6/24/06

YEAR	GP-GS	MIN	AVG	FGM-FGA	PCT	FTM-FTA	PCT	- REBOUNDS -			AVG	AST	PF-D	STL	TO	BLK	PTS	AVG	HI
								OFF	DEF	TOT									
05-06	37-2	429	11.6	37-81	.457	36-45	.800	28	53	81	2.2	9	52-0	7	22	4	110	3.0	12

Three-point FG: None Attempted.

YEAR	GP-GS	MIN	AVG	FGM-FGA	PCT	FTM-FTA	PCT	NBA PLAYOFF STATISTICS			AVG	AST	PF-D	STL	TO	BLK	PTS	AVG	HI
								OFF	DEF	TOT									
05-06	6-0	25	4.2	0-4	.000	0-0	.000	2	0	2	0.3	1	5-0	0	1	0	0	0.0	0

Three-point FG: None Attempted.

**QUINNETT, BRIAN #23**

6-8 FORWARD • WASHINGTON STATE '88 • BORN 5/30/66 • ACQUIRED FROM NEW YORK FOR JAMES DONALDSON 2/20/92 • COMPLETED CONTRACT 4/92

YEAR	GP-GS	MIN	AVG	FGM-FGA	PCT	FTM-FTA	PCT	- REBOUNDS -			AVG	AST	PF-D	STL	TO	BLK	PTS	AVG	HI
								OFF	DEF	TOT									
91-92	15-0	136	9.1	15-51	.294	8-12	.667	7	20	27	1.8	5	11-0	9	8	2	41	2.7	8

THREE-POINT FG: 3-15 (.200)

**RANSEY, KELVIN #14**

6-2 GUARD • OHIO STATE '80 • BORN 5/3/58 • ACQUIRED FROM PORTLAND FOR WAYNE COOPER AND A 1985 FIRST-ROUND CHOICE 6/28/82 • TRADED TO NEW JERSEY FOR THE NETS' 1985 FIRST-ROUND CHOICE, NEW YORK'S SECOND-ROUND CHOICE AND FOOT'S WALKER 8/12/83

YEAR	GP-GS	MIN	AVG	FGM-FGA	PCT	FTM-FTA	PCT	- REBOUNDS -			AVG	AST	PF-D	STL	TO	BLK	PTS	AVG	HI
								OFF	DEF	TOT									
82-83	76-4	1607	21.1	343-746	.460	152-199	.764	44	103	147	3.7	280	109-1	58	129	4	840	11.1	35

Three-point FG: 2-16 (.125)

**REEVES, KHALID #6**

6-3 GUARD • ARIZONA '94 • BORN 7/15/72 • ACQUIRED FROM NEW JERSEY WITH SHAWN BRADLEY, ED O'BANNON AND ROBERT PACK FOR SAM CASSELL, CHRIS GATLING, JIM JACKSON, GEORGE MCCLLOUD AND ERIC MONTROSS 2/17/97 • WAIVED 2/18/99

YEAR	GP-GS	MIN	AVG	FGM-FGA	PCT	FTM-FTA	PCT	- REBOUNDS -			AVG	AST	PF-D	STL	TO	BLK	PTS	AVG	HI
								OFF	DEF	TOT									
96-97	13-12	385	29.6	43-111	.387	9-12	.750	12	19	31	4.3	56	40-0	11	26	2	102	7.8	14
97-98	82-54	1950	23.8	248-593	.418	165-213	.775	54	131	185	2.8	230	195-3	80	130	10	717	8.7	28
TOT	95-66	2385	24.6	291-704	.413	174-225	.773	66	150	216	3.1	286	235-3	91	156	12	819	8.6	28

Three-point FG: '96-97, 7-35 (.200); '97-98, 56-152 (.368). Total, 63-187 (.337)

**RESPERT, SHAWN #21**

6-2 GUARD • MICHIGAN STATE '95 • BORN 2/6/72 • FREE AGENT SIGNEE 3/27/98 • COMPLETED CONTRACT 4/98

YEAR	GP-GS	MIN	AVG	FGM-FGA	PCT	FTM-FTA	PCT	- REBOUNDS -			AVG	AST	PF-D	STL	TO	BLK	PTS	AVG	HI
								OFF	DEF	TOT									
97-98	10-0	215	21.5	36-84	.429	4-7	.571	7	20	27	1.7	17	17-0	5	15	0	82	8.2	14

Three-point FG: 6-26 (.231)

**RHODES, RODRICK #2**

6-6 GUARD • SOUTHERN CALIFORNIA '97 • BORN 9/24/73 • FREE AGENT SIGNEE 4/10/00 • WAIVED 7/17/00

YEAR	GP-GS	MIN	AVG	FGM-FGA	PCT	FTM-FTA	PCT	- REBOUNDS -			AVG	AST	PF-D	STL	TO	BLK	PTS	AVG	HI
								OFF	DEF	TOT									
99-00	1-0	8	8.0	0-3	.000	0-0	.000	1	0	1	1.0	0	0-0	2	2	0	0	0.0	0

Three-point FG: None Attempted.

**RIGAUDEAU, ANTOINE #17**

6-7 GUARD • FRANCE • BORN 12/17/71 • FREE AGENT SIGNEE 1/17/03 • TRADED TO GOLDEN STATE WITH EVAN ESCHMEYER, AVERY JOHNSON, POPEYE JONES AND NICK VAN EXEL FOR DANNY FORTSON, ANTAWN JAMISON, CHRIS MILLS AND JIRI WELSCH 8/18/03

YEAR	GP-GS	MIN	AVG	FGM-FGA	PCT	FTM-FTA	PCT	- REBOUNDS -			AVG	AST	PF-D	STL	TO	BLK	PTS	AVG	HI
								OFF	DEF	TOT									
02-03	17-0	91	8.3	8-35	.229	0-0	.000	4	4	8	0.7	6	11-0	3	6	0	17	1.5	6

Three-point FG: 1-5 (.200)

**RILEY, ERIC #50**

7-0 CENTER • MICHIGAN '93 • BORN 6/2/70 • FREE AGENT SIGNEE 12/17/97 • COMPLETED CONTRACT 4/98

YEAR	GP-GS	MIN	AVG	FGM-FGA	PCT	FTM-FTA	PCT	- REBOUNDS -			AVG	AST	PF-D	STL	TO	BLK	PTS	AVG	HI
								OFF	DEF	TOT									
97-98	39-14	544	13.9	56-135	.415	27-36	.750	43	90	133	3.4	22	80-0	15	37	46	139	3.6	16

Three-point FG: 0-2 (.000)

**ROBERTS, FRED #44**

6-10 FORWARD • BRIGHAM YOUNG '82 • BORN 8/14/60 • FREE AGENT SIGNEE 10/3/96 • WAIVED 2/14/97

YEAR	GP-GS	MIN	AVG	FGM-FGA	PCT	FTM-FTA	PCT	- REBOUNDS -			AVG	AST	PF-D	STL	TO	BLK	PTS	AVG	HI
								OFF	DEF	TOT									
96-97	12-0	40	3.3	6-15	.400	10-14	.714	2	8	10	0.8	0	2-0	0	5	1	22	1.8	6

Three-point FG: None Attempted.

**ROBINZINE, BILL #54**

6-7 FORWARD • DEPAUL '75 • BORN 1/20/53 • ACQUIRED FROM CLEVELAND WITH ATLANTA'S 1983 FIRST AND CLEVELAND'S 1986 FIRST FOR JEROME WHITEHEAD AND RICHARD WASHINGTON 10/30/80 • TRADED TO UTAH FOR WAYNE COOPER AND ALLAN BRISTOW 8/20/81

YEAR	GP-GS	MIN	AVG	FGM-FGA	PCT	FTM-FTA	PCT	- REBOUNDS -			AVG	AST	PF-D	STL	TO	BLK	PTS	AVG	HI
								OFF	DEF	TOT									
80-81	70-1	1932	27.6	378-794	.476	213-273	.780	164	356	520	7.4	113	256-5	71	177	9	970	13.9	26

THREE-POINT FG: 1-6 (.167)

**RODMAN, DENNIS #70**

6-8 FORWARD • SOUTHEASTERN OKLAHOMA STATE '86 • BORN 5/13/61 • FREE AGENT SIGNEE 2/3/00 • WAIVED 3/8/00

YEAR	GP-GS	MIN	AVG	FGM-FGA	PCT	FTM-FTA	PCT	- REBOUNDS -			AVG	AST	PF-D	STL	TO	BLK	PTS	AVG	HI
								OFF	DEF	TOT									
99-00	12-12	389	32.4	12-31	.387	10-14	.714	48	123	171	14.3	14	41-2	2	20	1	34	2.8	6

THREE-POINT FG: 0-1 (.000)

**RONDO, RAJON #9**

6-1 GUARD • KENTUCKY • BORN 2/22/86 • ACQUIRED FROM BOSTON ALONG WITH DWIGHT POWELL IN EXCHANGE FOR BRANDAN WRIGHT, JAE CROWDER, JAMEER NELSON, A 2015 FIRST ROUND PICK AND A 2016 SECOND ROUND PICK 12/18/14 • COMPLETED CONTRACT 6/30/15

YEAR	GP-GS	MIN	AVG	FGM-FGA	PCT	FTM-FTA	PCT	- REBOUNDS -			AVG	AST	PF-D	STL	TO	BLK	PTS	AVG	HI
								OFF	DEF	TOT									
14-15	46-46	1319	28.7	194-445	.436	19-42	.452	48	160	208	4.5	301	111-1	54	135	4	426	9.3	29

Three-point FG: 19-54 (.352)

**ROOKS, SEAN #45**

6-10 CENTER • D-1992 2ND RND (30TH OVERALL) • ARIZONA '92 • BORN 9/9/69 • TRADED TO MINNESOTA FOR A FIRST-ROUND DRAFT PICK 11/1/94 • ACQUIRED FROM L.A. LAKERS WITH A 2000 SECOND-ROUND PICK FOR A.C. GREEN 9/1/99 • TRADED TO L.A. CLIPPERS FOR ERICK MURDOCK 6/28/00

YEAR	GP-GS	MIN	AVG	FGM-FGA	PCT	FTM-FTA	PCT	- REBOUNDS -			AVG	AST	PF-D	STL	TO	BLK	PTS	AVG	HI
								OFF	DEF	TOT									
92-93	72-68	2087	29.0	368-747	.493	234-389	.602	196	340	536	7.4	95	204-2	38	160	81	970	13.5	26
93-94	47-28	1255	26.7	193-393	.491	150-210	.714	84	175	259	5.5	49	109-0	21	80	44	536	11.4	26
99-00	71-13	1001	14.1	122-283	.431	65-89	.730	82	166	248	3.5	368	169-0	29	70	52	309	4.4	13
<b>TOT</b>	<b>190-109</b>	<b>4343</b>	<b>22.9</b>	<b>683-1423</b>	<b>.480</b>	<b>449-688</b>	<b>.653</b>	<b>362</b>	<b>681</b>	<b>1043</b>	<b>5.5</b>	<b>212</b>	<b>482-2</b>	<b>88</b>	<b>310</b>	<b>177</b>	<b>1815</b>	<b>9.6</b>	<b>26</b>

THREE-POINT FG: '92-93, 0-2 (.000); '93-94, 0-1 (.000); '99-00, NONE ATTEMPTED. TOTAL, 0-3 (.000)



ROSS, QUINTON #6

6-6 GUARD • SOUTHERN METHODIST '03 • BORN 4/30/81 • FREE AGENT SIGNEE 7/8/09 • TRADED TO WASHINGTON ALONG WITH JOSH HOWARD, DREW GOODEN AND JAMES SINGLETON FOR CARON BUTLER, BRENDAN HAYWOOD, DESHAWN STEVENSON AND CASH CONSIDERATIONS (2/13/10)

Table with 18 columns: YEAR, GP-GS, MIN, AVG, FGM-FGA, PCT, FTM-FTA, PCT, OFF, DEF, TOT, AVG, AST, PF-D, STL, TO, BLK, PTS, AVG, HI. Row for 09-10.

THREE-POINT FG: 3-13 (.231)

SASSER, JASON #33

6-7 FORWARD • TEXAS TECH '96 • BORN 1/13/74 • SIGNED 10-DAY CONTRACT 2/27/97 • RELEASED 3/8/97

Table with 18 columns: YEAR, GP-GS, MIN, AVG, FGM-FGA, PCT, FTM-FTA, PCT, OFF, DEF, TOT, AVG, AST, PF-D, STL, TO, BLK, PTS, AVG, HI. Row for 96-97.

THREE-POINT FG: 0-1 (.000)

SCHREMPF, DETLEF #32

6-10 FORWARD/GUARD • D-1985 1ST RND (8TH OVERALL) • WASHINGTON '85 • BORN 1/21/63 • TRADED TO INDIANA WITH 1990 SECOND-ROUND CHOICE FOR HERB WILLIAMS 2/21/89

Table with 18 columns: YEAR, GP-GS, MIN, AVG, FGM-FGA, PCT, FTM-FTA, PCT, OFF, DEF, TOT, AVG, AST, PF-D, STL, TO, BLK, PTS, AVG, HI. Rows for 85-86, 86-87, 87-88, 88-89, and TOT.

THREE-POINT FG: '85-86, 3-7 (.429); '86-87, 33-69 (.478); '87-88, 5-32 (.156); '88-89, 2-16 (.125). TOTAL, 43-124 (.347)

NBA PLAYOFF STATISTICS

Table with 18 columns: YEAR, GP-GS, MIN, AVG, FGM-FGA, PCT, FTM-FTA, PCT, OFF, DEF, TOT, AVG, AST, PF-D, STL, TO, BLK, PTS, AVG, HI. Rows for 85-86, 86-87, 87-88, and TOT.

THREE-POINT FG: '85-86, 0-1 (.000); '86-87, 0-3 (.000); '87-88, 1-3 (.333). TOTAL, 1-7 (.143)

SCOTT, DENNIS #3

6-8 FORWARD • GEORGIA TECH '91 • BORN 9/5/78 • ACQUIRED FROM ORLANDO WITH \$500,000 FOR DEREK HARPER AND ED O'BANNON 9/24/97 • TRADED TO PHOENIX FOR CEDRIC CEBALLOS 2/18/98

Table with 18 columns: YEAR, GP-GS, MIN, AVG, FGM-FGA, PCT, FTM-FTA, PCT, OFF, DEF, TOT, AVG, AST, PF-D, STL, TO, BLK, PTS, AVG, HI. Row for 97-98.

THREE-POINT FG: 94-273 (.344)

SHASKY, JOHN #55

6-11 CENTER • MINNESOTA '86 • BORN 7/21/64 • FREE AGENT SIGNEE 10/1/90 • COMPLETED CONTRACT 4/91

Table with 18 columns: YEAR, GP-GS, MIN, AVG, FGM-FGA, PCT, FTM-FTA, PCT, OFF, DEF, TOT, AVG, AST, PF-D, STL, TO, BLK, PTS, AVG, HI. Row for 90-91.

Three-point FG: None Attempted.

SINGLETON, JAMES #33

6-8 FORWARD • MURRAY STATE '03 • BORN 7/20/81 • SIGNED BY DALLAS AS A FREE AGENT (9/14/09) • TRADED TO WASHINGTON ALONG WITH JOSH HOWARD, DREW GOODEN AND QUINTON ROSS FOR CARON BUTLER, BRENDAN HAYWOOD, DESHAWN STEVENSON AND CASH CONSIDERATIONS (2/13/10)

Table with 18 columns: YEAR, GP-GS, MIN, AVG, FGM-FGA, PCT, FTM-FTA, PCT, OFF, DEF, TOT, AVG, AST, PF-D, STL, TO, BLK, PTS, AVG, HI. Rows for 08-09, 09-10, and TOT.

THREE-POINT FG: 08-09, 13-40 (.325); 09-10, 5-22 (.227). TOTAL, 18-62 (.290)

NBA PLAYOFF STATISTICS

Table with 18 columns: YEAR, GP-GS, MIN, AVG, FGM-FGA, PCT, FTM-FTA, PCT, OFF, DEF, TOT, AVG, AST, PF-D, STL, TO, BLK, PTS, AVG, HI. Row for 08-09.

THREE-POINT FG: 08-09, 2-5 (.400)



### SITTON, CHARLIE #52

6-8 FORWARD • D-1984 2ND RND (38TH OVERALL) • OREGON STATE '84 • BORN 7/3/62 • COMPLETED CONTRACT 5/86

YEAR	GP-GS	MIN	AVG	FGM-FGA	PCT	FTM-FTA	PCT	- REBOUNDS -			AVG	AST	PF-D	STL	TO	BLK	PTS	AVG	HI
								OFF	DEF	TOT									
84-85	43-0	304	7.1	39-94	.415	13-25	.520	24	36	60	1.4	26	50-0	7	19	6	91	2.1	8
85-86	DNP — INJURED																		

THREE-POINT FG: 0-2 (.000)

### SLATER, REGGIE #50

6-7 FORWARD • WYOMING '92 • BORN 8/27/70 • SIGNED 10-DAY CONTRACT 1/10/96 • SIGNED 10-DAY CONTRACT 1/19/96 • RELEASED 1/27/96

YEAR	GP-GS	MIN	AVG	FGM-FGA	PCT	FTM-FTA	PCT	- REBOUNDS -			AVG	AST	PF-D	STL	TO	BLK	PTS	AVG	HI
								OFF	DEF	TOT									
95-96	3-0	26	8.7	5-11	.455	1-2	.500	1	4	5	1.7	0	6-0	0	3	0	11	3.7	11

THREE-POINT FG: None Attempted.

### SLUBY, TOM #7

6-4 GUARD • D-1984 2ND RND (41ST OVERALL) • NOTRE DAME '84 • BORN 2/28/62 • WAIVED 5/8/85

YEAR	GP-GS	MIN	AVG	FGM-FGA	PCT	FTM-FTA	PCT	- REBOUNDS -			AVG	AST	PF-D	STL	TO	BLK	PTS	AVG	HI
								OFF	DEF	TOT									
84-85	31-0	151	4.9	30-58	.517	13-21	.619	5	7	12	0.4	16	18-0	3	11	0	73	2.4	8

THREE-POINT FG: 0-2 (.000)

### SMITH JR., DENNIS #1

6-3 GUARD • NORTH CAROLINA STATE • BORN 11/25/97 • DRAFTED BY DALLAS IN THE FIRST ROUND (NINTH OVERALL) OF THE 2017 NBA DRAFT • TRADED WITH DEANDRE JORDAN, WESLEY MATTHEWS AND TWO FUTURE FIRST ROUND PICKS TO NEW YORK IN EXCHANGE FOR KRISTAPS PORZINGIS, TIM HARDAWAY JR., COURTNEY LEE AND TREY BURKE 1/31/19

YEAR	GP-GS	MIN	AVG	FGM-FGA	PCT	FTM-FTA	PCT	- REBOUNDS -			AVG	AST	PF-D	STL	TO	BLK	PTS	AVG	HI
								OFF	DEF	TOT									
17-18	69-69	2049	29.7	404-1024	.395	134-193	.694	50	210	260	3.8	358	152-1	71	194	18	1048	15.2	27
18-19	32-32	908	28.4	157-357	.440	57-82	.695	18	79	97	3.0	138	82-0	40	100	11	414	12.9	27
TOT	101-101	2957	29.3	561-1381	.406	191-275	.695	68	289	357	3.5	496	234-1	111	294	29	1462	14.5	27

Three-point FG: '17-18, 106-339 (.313); '18-19, 43-125 (.344). Total, 149-464 (.321)

### SMITH, DOUG #34

6-10 FORWARD • D-1991 1ST RND (6TH OVERALL) • MISSOURI '91 • BORN 9/17/69 • COMPLETED CONTRACT 4/95 • SELECTED BY TORONTO IN NBA EXPANSION DRAFT 6/24/95

YEAR	GP-GS	MIN	AVG	FGM-FGA	PCT	FTM-FTA	PCT	- REBOUNDS -			AVG	AST	PF-D	STL	TO	BLK	PTS	AVG	HI
								OFF	DEF	TOT									
91-92	76-32	1707	22.5	291-702	.415	89-121	.736	129	262	391	5.1	129	259-52	62	97	34	671	8.8	26
92-93	61-42	1524	25.0	289-666	.434	56-74	.757	96	232	328	5.4	104	280-12	48	115	52	634	10.4	27
93-94	79-42	1684	21.3	295-678	.435	106-127	.835	114	235	349	4.4	119	287-32	82	93	38	698	8.8	36
94-95	63-0	826	13.1	131-314	.417	57-75	.760	43	101	144	2.3	44	132-12	29	37	26	320	5.1	18
TOT	279-116	5741	20.6	1006-2360	.426	308-397	.776	382	830	1212	4.3	396	958-212	221	342	150	2323	8.3	36

THREE-POINT FG: '91-92, 0-11 (.000); '92-93, 0-4 (.000) '93-94, 2-9 (.222); '94-95, 1-12 (.083). TOTAL, 3-36 (.083)

### SMITH, GREG #4

6-10 CENTER/FORWARD • FRESNO STATE • BORN 1/8/91 • ACQUIRED FROM CHICAGO IN EXCHANGE FOR THE RIGHTS TO TADIJA DRAGICEVIC 7/14/14 • COMPLETED CONTRACT 6/30/15

YEAR	GP-GS	MIN	AVG	FGM-FGA	PCT	FTM-FTA	PCT	- REBOUNDS -			AVG	AST	PF-D	STL	TO	BLK	PTS	AVG	HI
								OFF	DEF	TOT									
14-15	42-2	363	8.6	30-49	.612	20-39	.513	26	53	79	1.9	9	53-0	7	11	11	80	1.9	8

Three-point FG: None Attempted.

NBA PLAYOFF STATISTICS																			
YEAR	GP-GS	MIN	AVG	FGM-FGA	PCT	FTM-FTA	PCT	OFF	DEF	TOT	AVG	AST	PF-D	STL	TO	BLK	PTS	AVG	HI
14-15	1-0	1	1.0	0-0	---	0-0	---	0	0	0	0.0	0	0-0	0	0	0	0	0.0	0

Three-point FG: None Attempted.



**SMITH, STEVIN #1**

6-2 GUARD • ARIZONA STATE '94 • BORN 1/23/72 • SIGNED 10-DAY CONTRACT 3/21/97 • SIGNED SECOND 10-DAY CONTRACT 3/31/97 • RELEASED 4/9/97

YEAR	GP-GS	MIN	AVG	FGM-FGA	PCT	FTM-FTA	PCT	- REBOUNDS -			AVG	AST	PF-D	STL	TO	BLK	PTS	AVG	HI
								OFF	DEF	TOT									
96-97	8-0	60	7.5	6-18	.333	1-1	1.000	2	8	10	1.3	4	9-0	1	4	0	14	1.8	4

THREE-POINT FG: 1-6 (.167)

**SPALDING, RAY #26**

6-10 FORWARD • LOUISVILLE • BORN 3/11/97 • DRAFT RIGHTS ACQUIRED WITH THE DRAFT RIGHTS TO THE 60TH OVERALL PICK KOSTAS ANTETOKOUNMPO FROM PHILADELPHIA IN EXCHANGE FOR THE DRAFT RIGHTS TO THE 54TH OVERALL SELECTION SHAKE MILTON • WAIVED 1/31/19

YEAR	GP-GS	MIN	AVG	FGM-FGA	PCT	FTM-FTA	PCT	- REBOUNDS -			AVG	AST	PF-D	STL	TO	BLK	PTS	AVG	HI
								OFF	DEF	TOT									
18-19	1-0	1	0.9	0-0	—	0-0	—	0	0	0	0.0	0	0-0	0	0	0	0	0.0	0

Three-point FG: None Attempted.

**SPAKARKEL, JIM #33 (1980) – 34 (1980-84)**

6-5 GUARD/FORWARD • DISPERSAL CHOICE FROM PHILADELPHIA • DUKE '79 • BORN 6/28/57 • COMPLETED CONTRACT 5/84

YEAR	GP-GS	MIN	AVG	FGM-FGA	PCT	FTM-FTA	PCT	- REBOUNDS -			AVG	AST	PF-D	STL	TO	BLK	PTS	AVG	HI
								OFF	DEF	TOT									
80-81	82-49	2317	28.3	404-866	.467	375-423	.887	142	155	297	3.6	232	230-3	117	172	20	1184	14.4	28
81-82	82-1	1755	21.4	270-564	.479	279-327	.853	99	111	210	2.6	206	140-0	86	111	9	827	10.1	24
82-83	48-4	722	15.0	91-197	.462	88-113	.779	27	57	84	1.8	78	59-0	27	55	3	272	5.7	18
83-84	7-0	54	7.7	7-16	.438	9-13	.692	5	2	7	1.0	5	8-0	6	4	0	24	3.4	8
TOT	219-54	4848	22.1	772-1643	.470	751-876	.857	273	325	598	2.7	521	437-3	236	342	32	2307	10.5	28

THREE-POINT FG: '80-81, 1-10 (.100); '81-82, 8-24 (.333); '82-83, 2-10 (.200); '83-84, 1-2 (.500). TOTAL, 12-46 (.261)

**STACKHOUSE, JERRY #42**

6-6 GUARD/FORWARD • NORTH CAROLINA '95 • BORN 11/5/74 • ACQUIRED ALONG WITH CHRISTIAN LAETTNER AND THE DRAFT RIGHTS TO DEVIN HARRIS FROM WASHINGTON FOR ANTAWN JAMISON AND CASH CONSIDERATIONS 6/24/04 • RE-SIGNED 7/13/07 • TRADED WITH CASH CONSIDERATIONS TO MEMPHIS FOR GREG BUCKNER IN A DEAL THAT ALSO SENT SHAWN MARION, KRIS HUMPHRIES, NATHAN JAWAI AND CASH CONSIDERATIONS FROM TORONTO TO DALLAS FOR ANTOINE WRIGHT AND DEVEAN GEORGE, A SECOND-ROUND PICK AND CASH CONSIDERATIONS FROM TORONTO TO MEMPHIS, AND HEDO TURKOGLU FROM ORLANDO TO TORONTO FOR CASH CONSIDERATIONS FROM DALLAS AND TORONTO

YEAR	GP-GS	MIN	AVG	FGM-FGA	PCT	FTM-FTA	PCT	- REBOUNDS -			AVG	AST	PF-D	STL	TO	BLK	PTS	AVG	HI
								OFF	DEF	TOT									
04-05	56-7	1617	28.9	274-662	.414	253-298	.849	38	145	183	3.3	127	104-0	53	106	10	833	14.9	29
05-06	55-11	1525	27.7	242-603	.401	195-221	.882	32	121	153	2.8	160	96-1	37	121	10	715	13.0	29
06-07	67-8	1615	24.1	280-654	.428	182-215	.847	39	106	145	2.2	187	78-0	51	117	10	804	12.0	33
07-08	58-13	1412	24.3	213-526	.405	132-148	.892	33	100	133	2.3	145	82-0	28	86	10	618	10.7	23
08-09	10-1	162	16.2	16-60	.267	7-7	1.000	5	12	17	1.7	12	6-0	4	9	1	42	4.2	17
TOT	246-40	6331	25.7	1025-2505	.409	774-889	.871	147	484	631	2.6	631	366-1	173	439	41	3012	12.2	33

THREE-POINT FG: '04-05, 32-120 (.267); '05-06, 36-130 (.277); '06-07, 62-162 (.383); '07-08, 60-84 (.326); '08-09, 3-19 (.158). TOTAL, 193-615 (.314)

**NBA PLAYOFF STATISTICS**

YEAR	GP-GS	MIN	AVG	FGM-FGA	PCT	FTM-FTA	PCT	- REBOUNDS -			AVG	AST	PF-D	STL	TO	BLK	PTS	AVG	HI
								OFF	DEF	TOT									
04-05	13-0	403	31.0	68-176	.386	57-66	.864	20	33	53	4.1	30	22-0	8	21	3	209	16.1	29
05-06	22-1	711	32.3	111-276	.402	58-74	.784	20	42	62	2.8	56	43-0	12	37	6	302	13.7	26
06-07	6-0	169	28.2	23-66	.348	29-33	.879	5	17	22	3.7	15	9-0	4	18	1	86	14.3	24
07-08	5-2	102	20.4	12-38	.316	5-5	1.000	4	12	16	3.2	6	9-0	1	7	0	31	6.2	11
TOT	46-3	1385	30.1	214-556	.384	149-178	.837	49	104	153	3.3	107	83-0	25	83	10	628	13.7	29

THREE-POINT FG: '04-05, 16-40 (.400); '05-06, 22-65 (.338); '06-07, 11-31 (.355); '07-08, 2-12 (.167). TOTAL, 51-148 (.345)

**STEFANSSON, JON #10**

6-5 GUARD • ICELAND • BORN 9/21/82 • FREE AGENT SIGNEE 9/2/03 • WAIVED 9/1/04

YEAR	GP-GS	MIN	AVG	FGM-FGA	PCT	FTM-FTA	PCT	- REBOUNDS -			AVG	AST	PF-D	STL	TO	BLK	PTS	AVG	HI
								OFF	DEF	TOT									
03-04								Did not play- Injured											

Three-point FG: None Attempted.



## STEVENSON, DESHAWN #92

6-5 GUARD • WASHINGTON UNION HS (CA) • BORN 4/31/81 • ACQUIRED FROM WASHINGTON ALONG WITH CARON BUTLER, BRENDAN HAYWOOD AND CASH CONSIDERATIONS IN EXCHANGE FOR JOSH HOWARD, DREW GOODEN, QUINTON ROSS AND JAMES SINGLETON 2/13/10 • COMPLETED CONTRACT 6/30/11

YEAR	GP-GS	MIN	AVG	FGM-FGA	PCT	FTM-FTA	PCT	- REBOUNDS -			AVG	AST	PF-D	STL	TO	BLK	PTS	AVG	HI
								OFF	DEF	TOT									
09-10	24-5	267	11.1	17-60	.283	7-10	.700	4	22	26	1.1	12	23-0	5	6	1	49	2.0	11
10-11	72-54	1158	16.1	128-330	.388	33-43	.767	20	86	106	1.5	77	71-0	21	44	5	383	5.3	24
TOT	96-59	1425	14.8	145-390	.372	40-53	.755	24	108	132	1.4	89	94-0	26	52	6	432	4.5	24

THREE-POINT FG: '09-10, 8-25 (.320); '10-11, 94-249 (.378). TOTAL, 102-274 (.372)

YEAR	GP-GS	MIN	AVG	FGM-FGA	PCT	FTM-FTA	PCT	NBA PLAYOFF STATISTICS			AVG	AST	PF-D	STL	TO	BLK	PTS	AVG	HI
								OFF	DEF	TOT									
09-10	2-0	6	3.0	0-3	.000	0-0	.000	0	0	0	0.0	0	2-0	0	0	0	0.0	0	0
10-11	21-18	332	15.8	29-83	.349	9-12	.750	1	18	19	0.9	12	40-0	11	10	2	94	4.5	11

THREE-POINT FG: '09-10, 0-3 (.000); '10-11, 27-68 (.397). TOTAL, 27-71 (.380)

## STOJAKOVIC, PEJA #16

6-10 FORWARD • SERBIA • BORN 6/9/77 • FREE AGENT SIGNEE 1/24/11 • RETIRED 12/19/11

YEAR	GP-GS	MIN	AVG	FGM-FGA	PCT	FTM-FTA	PCT	- REBOUNDS -			AVG	AST	PF-D	STL	TO	BLK	PTS	AVG	HI
								OFF	DEF	TOT									
10-11	25-13	506	20.2	79-184	.429	15-16	.938	14	52	66	2.6	22	22-0	11	11	2	215	8.6	22

THREE-POINT FG: 42-105 (.400)

YEAR	GP-GS	MIN	AVG	FGM-FGA	PCT	FTM-FTA	PCT	NBA PLAYOFF STATISTICS			AVG	AST	PF-D	STL	TO	BLK	PTS	AVG	HI
								OFF	DEF	TOT									
10-11	19-0	350	18.4	49-120	.408	7-9	.778	3	29	32	1.7	7	21-0	12	9	2	134	7.1	21

Three-point FG: None Attempted.

## STOUDMIRE, AMAR'E #1

6-10 CENTER/FORWARD • CYPRESS CREEK HS (FL) • BORN 11/16/82 • FREE AGENT SIGNEE 2/18/15 • COMPLETED CONTRACT 6/30/15

YEAR	GP-GS	MIN	AVG	FGM-FGA	PCT	FTM-FTA	PCT	- REBOUNDS -			AVG	AST	PF-D	STL	TO	BLK	PTS	AVG	HI
								OFF	DEF	TOT									
14-15	23-1	380	16.5	104-179	.581	40-59	.678	27	57	84	3.7	8	50-0	9	15	4	248	10.8	18

Three-point FG: 0-1 (.000)

YEAR	GP-GS	MIN	AVG	FGM-FGA	PCT	FTM-FTA	PCT	NBA PLAYOFF STATISTICS			AVG	AST	PF-D	STL	TO	BLK	PTS	AVG	HI
								OFF	DEF	TOT									
14-15	5-0	75	15.0	15-35	.429	9-13	.692	7	9	16	3.2	3	16-0	1	7	3	39	7.8	12

Three-point FG: None Attempted.

## STRICKLAND, ERICK #20

6-3 GUARD • NEBRASKA '96 • BORN 11/25/73 • FREE AGENT SIGNEE 10/31/97 • RELEASED 1/7/97 • SIGNED SIX-YEAR CONTRACT 8/18/97 • TRADED TO NEW YORK WITH 58TH SELECTION IN 2000 NBA DRAFT FOR JOHN WALLACE AND RIGHTS TO DONNELL HARVEY (22ND SELECTION) 6/28/00

YEAR	GP-GS	MIN	AVG	FGM-FGA	PCT	FTM-FTA	PCT	- REBOUNDS -			AVG	AST	PF-D	STL	TO	BLK	PTS	AVG	HI
								OFF	DEF	TOT									
96-97	28-15	759	27.1	102-256	.398	65-80	.813	21	69	90	3.2	68	75-3	27	66	5	297	10.6	25
97-98	67-19	1505	22.5	199-558	.357	65-84	.774	35	126	161	2.4	167	140-1	56	106	8	511	7.6	30
98-99	33-2	567	17.2	89-221	.403	53-65	.815	12	71	83	2.5	64	44-0	40	36	2	249	7.5	20
99-00	68-67	2025	29.8	316-730	.433	162-195	.831	69	254	323	4.8	211	190-3	105	102	13	867	12.8	36
TOT	196-103	4856	24.8	706-1765	.400	345-424	.814	137	520	657	3.4	510	449-7	228	310	28	1924	9.8	36

Three-point FG: '96-97, 28-92 (.304); '97-98, 48-163 (.294); '98-99, 18-59 (.305); '99-00, 73-186 (.392). Total, 167-500 (.334)

## STRICKLAND, MARK #00/30

6-10 FORWARD • TEMPLE '92 • BORN 7/14/70 • FREE AGENT SIGNEE 11/16/02 • WAIVED 11/28/02

YEAR	GP-GS	MIN	AVG	FGM-FGA	PCT	FTM-FTA	PCT	- REBOUNDS -			AVG	AST	PF-D	STL	TO	BLK	PTS	AVG	HI
								OFF	DEF	TOT									
02-03	4-0	13	2.8	2-5	.400	0-0	.000	5	2	7	1.8	0	1-0	0	1	0	4	1.0	2

Three-point FG: None Attempted.

## STROTHERS, LAMONT #10

6-4 GUARD • CHRISTOPHER NEWPORT (VA.) '91 • BORN 5/10/68 • SIGNED 10-DAY CONTRACT 2/4/93 • SIGNED SECOND 10-DAY CONTRACT 2/15/93 • RELEASED 2/25/93

YEAR	GP-GS	MIN	AVG	FGM-FGA	PCT	FTM-FTA	PCT	- REBOUNDS -			AVG	AST	PF-D	STL	TO	BLK	PTS	AVG	HI
								OFF	DEF	TOT									
92-93	9-0	138	15.3	20-61	.328	8-10	.800	8	6	14	1.6	13	13-0	8	15	0	50	5.6	10

Three-point FG: 2-13 (.154)





SUNDOV, BRUNO #40

7-2 CENTER • D-1998 2ND RND (35TH OVERALL) • CROATIA • BORN 2/10/80 • TRADED TO UTAH FOR HOWARD EISLEY (PART OF 4-TEAM, 9-PLAYER TRADE) 8/16/00

Table with 18 columns: YEAR, GP-GS, MIN, AVG, FGM-FGA, PCT, FTM-FTA, PCT, OFF, DEF, TOT, AVG, AST, PF-D, STL, TO, BLK, PTS, AVG, HI. Rows for 98-99, 99-00, and TOT.

Three-point FG: None Attempted.

TARPLEY, ROY #42

7-0 FORWARD/CENTER • D-1986 1ST RND (7TH OVERALL) • MICHIGAN '86 • BORN 11/28/64 • DISMISSED FROM NBA FOR VIOLATION OF NBA DRUG POLICY 10/16/91 • SIGNED SIX-YEAR CONTRACT 10/6/95 • DISQUALIFIED FROM NBA FOR VIOLATION OF PERSONALIZED AFTERCARE PROGRAM 12/6/95

Table with 18 columns: YEAR, GP-GS, MIN, AVG, FGM-FGA, PCT, FTM-FTA, PCT, OFF, DEF, TOT, AVG, AST, PF-D, STL, TO, BLK, PTS, AVG, HI. Rows for 86-87, 87-88, 88-89, 89-90, 90-91, 94-95, and TOT.

THREE-POINT FG: '86-87, 1-3 (.333); '87-88, 0-5 (.000); '88-89, 0-1 (.000); '89-90, 0-6 (.000); '90-91, 0-1 (.000); '94-95, 5-18 (.278). TOTAL, 6-34 (.176)

NBA PLAYOFF STATISTICS

Table with 18 columns: YEAR, GP-GS, MIN, AVG, FGM-FGA, PCT, FTM-FTA, PCT, OFF, DEF, TOT, AVG, AST, PF-D, STL, TO, BLK, PTS, AVG, HI. Rows for 86-87, 87-88, 89-90, and TOT.

THREE-POINT FG: '86-87, NONE ATTEMPTED; '87-88, 0-3 (.000); '89-90, 0-1 (.000). TOTAL, 0-4 (.000)

TERRY, JASON #31

6-2 GUARD • ARIZONA • BORN 9/15/77 • ACQUIRED FROM ATLANTA ALONG WITH ALAN HENDERSON AND A FUTURE FIRST ROUND PICK FOR TONY DELK AND ANTOINE WALKER 8/4/04 • RE-SIGNED 7/25/06 • COMPLETED CONTRACT 6/30/12

Table with 18 columns: YEAR, GP-GS, MIN, AVG, FGM-FGA, PCT, FTM-FTA, PCT, OFF, DEF, TOT, AVG, AST, PF-D, STL, TO, BLK, PTS, AVG, HI. Rows for 04-05, 05-06, 06-07, 07-08, 08-09, 09-10, 10-11, 11-12, and TOT.

THREE-POINT FG: '04-05, 103-245 (.420); '05-06, 171-416 (.411); '06-07, 162-370 (.438); '07-08, 136-363 (.375); '08-09, 167-456 (.366); '09-10, 136-373 (.365); '10-11, 127-351 (.362); '11-12, 138-365 (.378). TOTAL, 1140-2939 (.384)

NBA PLAYOFF STATISTICS

Table with 18 columns: YEAR, GP-GS, MIN, AVG, FGM-FGA, PCT, FTM-FTA, PCT, OFF, DEF, TOT, AVG, AST, PF-D, STL, TO, BLK, PTS, AVG, HI. Rows for 04-05, 05-06, 06-07, 07-08, 08-09, 09-10, 10-11, 11-12, and TOT.

THREE-POINT FG: '04-05, 27-55 (.491); '05-06, 31-101 (.307); '06-07, 9-32 (.281); '07-08, 14-32 (.438); '08-09, 22-59 (.373); '09-10, 12-30 (.400); '10-11, 42-95 (.442); '11-12, 10-20 (.500). TOTAL, 167-424 (.394)

THOMAS, KURT #40

6-9 FORWARD • TCU '95 • BORN 10/4/72 • ACQUIRED FROM MIAMI WITH SASHA DANILOVICH AND MARTIN MÜRSEPP FOR JAMAL MASHBURN 2/14/97 • COMPLETED CONTRACT 5/98

Table with 18 columns: YEAR, GP-GS, MIN, AVG, FGM-FGA, PCT, FTM-FTA, PCT, OFF, DEF, TOT, AVG, AST, PF-D, STL, TO, BLK, PTS, AVG, HI. Rows for 97-98.

Three-point FG: None Attempted.



### THOMAS, TIM #7

6-10 FORWARD • VILLANOVA '97 • BORN 2/26/77 • SIGNED BY DALLAS AS A FREE AGENT 7/28/09 • COMPLETED CONTRACT 5/09 • RE-SIGNED ON 8/16/10 • WAIVED 9/27/10

YEAR	GP-GS	MIN	AVG	FGM-FGA	PCT	FTM-FTA	- REBOUNDS -			AVG	AST	PF-D	STL	TO	BLK	PTS	AVG	HI	
							PCT	OFF	DEF										TOT
09-10	18-1	285	15.8	49-106	.462	21-24	.875	13	28	41	2.3	14	31	10	14	2	135	7.5	23

Three-point FG: 16-43 (.372)

### THOMAS, CORNY #25

6-8 FORWARD • D-1982 3RD RND (50TH OVERALL) • CONNECTICUT '82 • BORN 2/5/60 • WAIVED 12/8/83 (HAD BEEN ON INJURED LIST)

YEAR	GP-GS	MIN	AVG	FGM-FGA	PCT	FTM-FTA	- REBOUNDS -			AVG	AST	PF-D	STL	TO	BLK	PTS	AVG	HI	
							PCT	OFF	DEF										TOT
82-83	44-2	520	11.8	43-137	.314	36-46	.783	41	79	120	2.7	34	92-0	12	31	7	122	2.8	9

Three-point FG: None Attempted.

### TRENT, GARY #33

6-8 FORWARD • OHIO '96 • BORN 9/22/74 • FREE AGENT SIGNEE 1/23/99 • RE-SIGNED 8/27/99 • RE-SIGNED 8/1/00 • COMPLETED CONTRACT 5/01

YEAR	GP-GS	MIN	AVG	FGM-FGA	PCT	FTM-FTA	- REBOUNDS -			AVG	AST	PF-D	STL	TO	BLK	PTS	AVG	HI	
							PCT	OFF	DEF										TOT
98-99	45-23	1362	30.3	287-602	.477	145-235	.617	127	224	351	7.8	77	122-1	29	66	23	719	16.0	33
99-00	11-11	301	27.4	70-142	.493	11-21	.524	20	32	52	4.7	22	28-0	8	25	3	151	13.7	22
00-01	33-4	319	9.7	57-130	.438	19-36	.528	39	53	92	2.8	10	52-0	13	22	8	133	4.0	10
TOT	89-38	1982	22.3	414-874	.474	175-292	.599	186	309	495	5.6	109	202-1	50	113	34	1003	11.3	33

Three-point FG: '98-99, 0-5 (.000); '99-00, 0-2 (.000); '00-01, 0-1 (.000). Total, 0-8 (.000)

### TURNER, ELSTON #33

6-5 GUARD • D-1981 2ND RND (43RD OVERALL) • MISSISSIPPI '81 • BORN 6/10/59 • SIGNED AS A FREE AGENT BY DENVER. DALLAS RECEIVED HOWARD CARTER FOR NOT EXERCISING RIGHT OF FIRST REFUSAL 8/23/84

YEAR	GP-GS	MIN	AVG	FGM-FGA	PCT	FTM-FTA	- REBOUNDS -			AVG	AST	PF-D	STL	TO	BLK	PTS	AVG	HI	
							PCT	OFF	DEF										TOT
81-82	80-62	1996	25.0	282-639	.441	97-138	.703	143	158	301	3.8	189	182-1	75	116	2	661	8.3	19
82-83	59-16	879	14.9	96-238	.403	20-30	.667	68	84	152	2.6	88	75-0	47	59	0	214	3.6	14
83-84	47-1	536	11.4	54-150	.360	28-34	.824	42	51	93	2.0	59	40-0	26	29	0	137	2.9	12
TOT	186-79	3411	18.3	432-1027	.421	145-202	.718	253	293	546	2.9	336	297-1	148	204	2	1012	5.4	19

THREE-POINT FG: '81-82, 0-4 (.000); '82-83, 2-3 (.667); '83-84, 1-9 (.111). TOTAL, 3-16 (.188).

#### NBA PLAYOFF STATISTICS

YEAR	GP-GS	MIN	AVG	FGM-FGA	PCT	FTM-FTA	PCT	OFF	DEF	TOT	AVG	AST	PF-D	STL	TO	BLK	PTS	AVG	HI
83-84	8-0	53	6.6	7-20	.350	0-0	—	5	5	10	1.3	8	4-0	6	3	1	14	1.8	8

Three-point FG: None Attempted.

### TYLER, TERRY #41

6-7 FORWARD • DETROIT '78 • BORN 10/30/56 • FREE AGENT SIGNEE 11/1/88 • COMPLETED CONTRACT

YEAR	GP-GS	MIN	AVG	FGM-FGA	PCT	FTM-FTA	- REBOUNDS -			AVG	AST	PF-D	STL	TO	BLK	PTS	AVG	HI	
							PCT	OFF	DEF										TOT
88-89	70-11	1057	15.1	169-360	.469	47-62	.758	74	135	209	3.0	40	90-0	24	51	39	386	5.5	20

Three-point FG: 1-9 (.111)

### UPSHAW, KELVIN #5

6-2 GUARD • UTAH '86 • BORN 1/24/63 • FREE AGENT SIGNEE 1/6/90 • RELEASED FROM SECOND 10-DAY CONTRACT 1/22/90 • FREE AGENT SIGNEE 10/1/90 • WAIVED 10/27/90 • FREE AGENT SIGNEE 11/12/90 • WAIVED 12/24/90 • SIGNED FIRST OF TWO 10-DAY CONTRACTS 1/9/91 • SIGNED FOR REST OF SEASON 1/19/91 • COMPLETED CONTRACT 4/91

YEAR	GP-GS	MIN	AVG	FGM-FGA	PCT	FTM-FTA	- REBOUNDS -			AVG	AST	PF-D	STL	TO	BLK	PTS	AVG	HI	
							PCT	OFF	DEF										TOT
89-90	3-0	4	1.3	1-3	.333	0-0	—	0	0	0	0.0	0	0-0	0	0	0	2	0.7	2
90-91	48-1	514	10.7	104-231	.450	55-64	.859	20	35	55	1.8	86	77-0	28	39	5	270	5.6	19
TOT	51-1	518	10.2	105-234	.449	55-64	.859	20	35	55	1.7	86	77-0	28	39	5	272	5.3	19

Three-point FG: '89-90, 0-1 (.000); '90-91, 7-29 (.241). Total, 7-30 (.233)

**UTHOFF, JARROD #19**

6-10 FORWARD • IOWA • BORN 5/19/93 • SIGNED TO A 10-DAY CONTRACT 3/9/17 • SIGNED TO A SECOND 10-DAY CONTRACT 3/19/17 • SIGNED TO A MULTI-YEAR DEAL 3/29/17 • TRADED TO HOUSTON FOR CASH CONSIDERATIONS 6/29/17

YEAR	GP-GS	MIN	AVG	FGM-FGA	PCT	FTM-FTA	- REBOUNDS -			AVG	AST	PF-D	STL	TO	BLK	PTS	AVG	HI	
							PCT	OFF	DEF										TOT
16-17	9-0	115	12.8	16-38	.421	5-7	.714	8	14	22	2.4	9	8-0	2	3	4	40	4.4	12

Three-point FG: 3-9 (.333)

**VAN EXEL, NICK #31**

6-1 GUARD • CINCINNATI '93 • BORN 11/27/71 • ACQUIRED FROM DENVER WITH TARIQ ABDUL-WAHAD, AVERY JOHNSON AND RAEF LAFRENTZ FOR TIM HARDAWAY, DONNELL HARVEY, JUWAN HOWARD AND A 2002 FIRST-ROUND PICK 2/21/02 • TRADED TO GOLDEN STATE WITH AVERY JOHNSON, POPEYE JONES AND ANTOINE RIGAUDEAU FOR DANNY FORTSON, ANTAWN JAMISON, CHRIS MILLS AND JIRI WELSCH 8/18/03

YEAR	GP-GS	MIN	AVG	FGM-FGA	PCT	FTM-FTA	- REBOUNDS -			AVG	AST	PF-D	STL	TO	BLK	PTS	AVG	HI	
							PCT	OFF	DEF										TOT
01-02	27-2	757	28.0	129-314	.411	65-77	.844	9	76	85	3.1	113	35-0	14	40	4	357	13.2	27
02-03	73-1	2026	27.8	342-831	.412	108-142	.761	35	173	208	2.8	312	86-1	43	122	4	910	12.5	35
TOT	100-3	2783	27.8	471-1145	.411	173-219	.790	44	249	293	2.9	425	121-1	57	162	8	1267	12.7	35

THREE-POINT FG: '01-02, 34-98 (.347); '02-03, 118-312 (.378). TOTAL, 152-410 (.371)

**NBA PLAYOFF STATISTICS**

YEAR	GP-GS	MIN	AVG	FGM-FGA	PCT	FTM-FTA	PCT	OFF	DEF	TOT	AVG	AST	PF-D	STL	TO	BLK	PTS	AVG	HI
01-02	8-1	264	33.0	37-101	.366	8-12	.667	7	17	24	3.0	31	26-0	8	12	0	89	11.1	19
02-03	20-3	672	33.6	150-326	.460	45-64	.703	18	50	68	3.4	82	47-0	12	39	0	389	19.5	40
TOT	28-4	736	26.3	187-427	.434	53-76	.697	25	67	92	3.3	113	73-0	20	51	0	478	17.1	40

THREE-POINT FG: '01-02, 7-34 (.206); '02-03, 44-112 (.393). TOTAL, 51-146 (.349)

**VAN HORN, KEITH #2**

6-10 FORWARD • UTAH • BORN 10/23/75 • ACQUIRED FROM MILWAUKEE FOR CALVIN BOOTH, ALAN HENDERSON AND CASH CONSIDERATIONS 2/24/05 • COMPLETED CONTRACT 6/30/06

YEAR	GP-GS	MIN	AVG	FGM-FGA	PCT	FTM-FTA	- REBOUNDS -			AVG	AST	PF-D	STL	TO	BLK	PTS	AVG	HI	
							PCT	OFF	DEF										TOT
04-05	29-3	684	23.6	129-279	.462	72-92	.783	34	95	129	4.4	34	88-1	15	34	10	354	12.2	24
05-06	53-0	1090	20.6	164-387	.424	94-113	.832	54	138	192	3.6	37	121-1	31	71	11	472	8.9	23
TOT	82-3	1774	21.6	293-666	.440	166-205	.810	88	233	321	3.9	71	209-2	46	105	21	826	10.1	24

THREE-POINT FG: '04-05, 24-64 (.375); '05-06, 50-136 (.368). TOTAL, 74-200 (.370)

**NBA PLAYOFF STATISTICS**

YEAR	GP-GS	MIN	AVG	FGM-FGA	PCT	FTM-FTA	PCT	OFF	DEF	TOT	AVG	AST	PF-D	STL	TO	BLK	PTS	AVG	HI
04-05	3-0	33	11.0	7-15	.467	8-9	.889	3	3	6	2.0	1	6-0	1	1	0	22	7.3	13
05-06	14-3	172	12.3	20-59	.339	3-3	1.000	8	24	32	2.3	2	24-1	0	6	4	51	3.6	10
TOT	17-3	205	12.1	27-74	.365	11-12	.912	11	27	38	2.2	3	30-1	1	7	4	73	4.3	13

THREE-POINT FG: '04-05, 0-4 (.004); '05-06, 8-28 (.286). TOTAL, 8-32 (.250)

**VAUGHT, LOY #35**

6-7 FORWARD • MICHIGAN '90 • BORN 2/27/68 • ACQUIRED FROM DETROIT FOR DANA BARROS AND ANSU SESAY 10/16/00 • TRADED WITH CHRISTIAN LAETTNER, COURTNEY ALEXANDER, HUBERT DAVIS, ETAN THOMAS AND CASH TO WASHINGTON FOR JUWAN HOWARD, CALVIN BOOTH AND OBINNA EKEZIE 2/22/01

YEAR	GP-GS	MIN	AVG	FGM-FGA	PCT	FTM-FTA	- REBOUNDS -			AVG	AST	PF-D	STL	TO	BLK	PTS	AVG	HI	
							PCT	OFF	DEF										TOT
00-01	37-1	33	11.0	7-15	.467	8-9	.889	3	3	6	2.0	1	6-0	1	1	0	22	7.3	13

Three-point FG: None Attempted.

**VIANNA, JOÃO #31**

6-9 FORWARD • TRABAJARA (BRAZIL) UNIV. • BORN 11/15/66 • FREE AGENT SIGNEE 10/3/91 • WAIVED 11/12/91

YEAR	GP-GS	MIN	AVG	FGM-FGA	PCT	FTM-FTA	PCT	OFF	DEF	TOT	AVG	AST	PF-D	STL	TO	BLK	PTS	AVG	HI
91-92	1-0	9	9.0	1-2	.500	0-0	—	0	0	0	0.0	2	3-0	0	1	0	2	2.0	2

Three-point FG: None Attempted.



### VILLANUEVA, CHARLIE #3

6-11 FORWARD • CONNECTICUT • BORN 8/24/84 • FREE AGENT SIGNEE 9/23/14 • RE-SIGNED 8/6/15 • COMPLETED CONTRACT 6/30/16

YEAR	GP-GS	MIN	AVG	FGM-FGA	PCT	FTM-FTA	PCT	- REBOUNDS -			AVG	AST	PF-D	STL	TO	BLK	PTS	AVG	HI
								OFF	DEF	TOT									
14-15	64-1	678	10.6	150-362	.414	20-35	.571	30	119	149	2.3	19	64-0	15	28	22	403	6.3	26
15-16	62-4	665	10.7	125-327	.382	22-24	.917	24	128	152	2.5	24	71-0	18	31	15	319	5.1	19
<b>TOT</b>	<b>126-5</b>	<b>1343</b>	<b>10.7</b>	<b>275-689</b>	<b>.399</b>	<b>42-59</b>	<b>.712</b>	<b>54</b>	<b>247</b>	<b>301</b>	<b>2.4</b>	<b>43</b>	<b>135-0</b>	<b>33</b>	<b>59</b>	<b>37</b>	<b>722</b>	<b>5.7</b>	<b>26</b>

Three-point FG: '14-15, 83-221 (.376); '15-16, 47-172 (.273). Total, 130-393 (.331)

NBA PLAYOFF STATISTICS																			
YEAR	GP-GS	MIN	AVG	FGM-FGA	PCT	FTM-FTA	PCT	- REBOUNDS -			AVG	AST	PF-D	STL	TO	BLK	PTS	AVG	HI
								OFF	DEF	TOT									
14-15	5-0	43	8.7	11-25	.440	0-0	—	4	9	13	2.6	3	10-0	1	0	1	30	6.0	8
15-16	4-0	20	5.1	3-12	.250	2-2	1.000	0	2	2	0.5	1	2-0	0	1	0	9	2.3	7
<b>TOT</b>	<b>9-0</b>	<b>63</b>	<b>7.0</b>	<b>14-37</b>	<b>.378</b>	<b>2-2</b>	<b>1.000</b>	<b>4</b>	<b>11</b>	<b>15</b>	<b>1.7</b>	<b>4</b>	<b>12-0</b>	<b>1</b>	<b>1</b>	<b>1</b>	<b>39</b>	<b>4.3</b>	<b>8</b>

Three-point FG: '14-15, 8-19 (.421); '15-16, 1-5 (.200). Total, 9-24 (.375)

### VINCENT, JAY #31

6-7 FORWARD • D-1981 2ND RND (24TH OVERALL) • MICHIGAN STATE '81 • BORN 6/10/59 • TRADED TO WASHINGTON FOR 1990 FIRST-ROUND CHOICE 9/3/86

YEAR	GP-GS	MIN	AVG	FGM-FGA	PCT	FTM-FTA	PCT	- REBOUNDS -			AVG	AST	PF-D	STL	TO	BLK	PTS	AVG	HI
								OFF	DEF	TOT									
81-82	81-62	2626	32.4	719-1448	.497	293-409	.716	182	383	565	7.0	176	308-8	89	194	22	1732	21.4	41
82-83	81-73	2726	33.7	622-1272	.489	269-343	.784	217	375	592	7.3	212	295-4	70	188	45	1513	18.7	32
83-84	61-5	1421	23.3	252-579	.435	168-215	.781	81	166	247	4.0	114	159-1	30	113	10	672	11.0	33
84-85	79-47	2543	32.2	545-1138	.479	351-420	.836	185	519	704	8.9	169	226-0	48	170	22	1441	18.2	39
85-86	80-3	1994	24.9	442-919	.481	222-274	.810	107	261	368	4.6	180	193-2	66	145	21	1106	13.8	31
<b>TOT</b>	<b>382-190</b>	<b>11310</b>	<b>29.6</b>	<b>2580-5356</b>	<b>.482</b>	<b>1303-1661</b>	<b>.784</b>	<b>772</b>	<b>1704</b>	<b>2476</b>	<b>6.5</b>	<b>851</b>	<b>1181-15</b>	<b>303</b>	<b>810</b>	<b>120</b>	<b>6464</b>	<b>16.9</b>	<b>41</b>

THREE-POINT FG: '81-82, 1-4 (.250); '82-83, 0-3 (.000); '83-84, 0-1 (.000); '84-85, 0-4 (.000); '85-86, 0-3 (.000). TOTAL, 1-15 (.067)

NBA PLAYOFF STATISTICS																			
YEAR	GP-GS	MIN	AVG	FGM-FGA	PCT	FTM-FTA	PCT	- REBOUNDS -			AVG	AST	PF-D	STL	TO	BLK	PTS	AVG	HI
								OFF	DEF	TOT									
83-84	10-10	353	35.3	48-124	.387	56-62	.903	29	41	70	7.0	19	36-1	7	25	1	152	15.2	21
84-85	4-2	134	33.5	20-56	.357	22-29	.759	9	13	22	5.5	3	16-0	6	11	3	62	15.5	23
85-86	10-0	204	20.4	38-99	.384	30-34	.882	15	24	39	3.9	15	19-0	4	17	1	106	10.6	18
<b>TOT</b>	<b>24-12</b>	<b>691</b>	<b>28.8</b>	<b>106-279</b>	<b>.380</b>	<b>108-125</b>	<b>.864</b>	<b>53</b>	<b>78</b>	<b>131</b>	<b>5.5</b>	<b>37</b>	<b>71-1</b>	<b>17</b>	<b>53</b>	<b>5</b>	<b>320</b>	<b>13.3</b>	<b>23</b>

THREE-POINT FG: '83-84, 0-1 (.000); '84-85, NONE ATTEMPTED; '85-86, NONE ATTEMPTED. TOTAL, 0-1 (.000)

### WADE, MARK #10

5-11 GUARD • NEVADA-LAS VEGAS '87 • BORN 10/15/65 • FREE AGENT SIGNEE 4/9/90 • RELEASED FROM 10-DAY CONTRACT 4/17/90

YEAR	GP-GS	MIN	AVG	FGM-FGA	PCT	FTM-FTA	PCT	- REBOUNDS -			AVG	AST	PF-D	STL	TO	BLK	PTS	AVG	HI
								OFF	DEF	TOT									
89-90	1-0	3	3.0	0-0	—	0-0	—	0	0	0	2.0	2	0-0	0	0	0	0.0	0	0

Three-point FG: None Attempted.

### WALKER, ANTOINE #8

6-9 FORWARD • KENTUCKY '96 • BORN 8/12/76 • ACQUIRED WITH TONY DELK FROM BOSTON FOR RAEF LAFRENTZ, JIRI WELSCH, CHRIS MILLS AND A FIRST-ROUND PICK 10/20/03 • TRADED TO ATLANTA WITH TONY DELK FOR ALAN HENDERSON, JASON TERRY AND A FIRST-ROUND PICK 8/4/04

YEAR	GP-GS	MIN	AVG	FGM-FGA	PCT	FTM-FTA	PCT	- REBOUNDS -			AVG	AST	PF-D	STL	TO	BLK	PTS	AVG	HI
								OFF	DEF	TOT									
03-04	82-82	2840	34.6	483-1129	.428	103-186	.554	198	486	684	8.3	369	212-3	65	202	65	1151	14.0	30

THREE-POINT FG: 82-305 (.269)

NBA PLAYOFF STATISTICS																			
YEAR	GP-GS	MIN	AVG	FGM-FGA	PCT	FTM-FTA	PCT	- REBOUNDS -			AVG	AST	PF-D	STL	TO	BLK	PTS	AVG	HI
								OFF	DEF	TOT									
03-04	5-5	140	28.0	22-61	.361	4-7	.571	23	27	50	10.0	12	13-0	6	9	3	49	9.8	15

THREE-POINT FG: 1-10 (.100)

### WALKER, SAMAKI #52

6-9 FORWARD • D-1996 1ST RND (9TH OVERALL) • LOUISVILLE '98 • BORN 2/25/76 • COMPLETED CONTRACT 5/99

YEAR	GP-GS	MIN	AVG	FGM-FGA	PCT	FTM-FTA	PCT	- REBOUNDS -			AVG	AST	PF-D	STL	TO	BLK	PTS	AVG	HI
								OFF	DEF	TOT									
96-97	43-12	602	14.0	83-187	.444	48-74	.649	47	100	147	3.4	17	71-0	15	39	22	214	5.0	13
97-98	41-19	1027	25.0	156-321	.486	53-97	.546	96	206	302	7.4	24	127-2	30	61	40	365	8.9	26
98-99	39-2	568	14.6	88-190	.463	53-98	.541	46	97	143	3.7	6	87-3	9	37	16	229	5.9	16
<b>TOT</b>	<b>123-33</b>	<b>2197</b>	<b>17.9</b>	<b>327-698</b>	<b>.468</b>	<b>154-269</b>	<b>.572</b>	<b>189</b>	<b>403</b>	<b>592</b>	<b>4.8</b>	<b>47</b>	<b>285-5</b>	<b>54</b>	<b>137</b>	<b>78</b>	<b>808</b>	<b>6.6</b>	<b>26</b>

THREE-POINT FG: '96-97, 0-1 (.000); '97-98, 0-1 (.000); '98-99, 0-1 (0.00). TOTAL, 0-3 (.000)



WANG, ZHIZHI #10

7-1 FORWARD/CENTER • CHINA • BORN 7/8/77 • FREE AGENT SIGNEE 4/4/01 • SIGNED OFFER SHEET WITH L.A. CLIPPERS 10/2/02

Table with 18 columns (YEAR, GP-GS, MIN, AVG, FGM-FGA, PCT, FTM-FTA, PCT, OFF, DEF, TOT, AVG, AST, PF-D, STL, TO, BLK, PTS, AVG, HI) for player Wang Zhizhi.

THREE-POINT FG: '00-01, 0-2 (.000); '01-'02, 48-116 (.414). TOTAL, 48-118 (.407)

NBA PLAYOFF STATISTICS

Table with 18 columns for player Wang Zhizhi's NBA playoff statistics.

THREE-POINT FG: '00-01, 1-2 (.500); '01-02, 3-6 (.500). TOTAL, 4-8 (.500)

WARNEY, JAMEEL #32

6-8 FORWARD • STONY BROOK • BORN 1/31/94 • SIGNED TO A 10-DAY CONTRACT 3/11/18 • COMPLETED 10-DAY CONTRACT 3/20/18

Table with 18 columns for player Jameel Warney's career statistics.

Three-point FG: None Attempted.

WASHINGTON, RICHARD #31

6-11 FORWARD • DISPERSAL CHOICE FROM MILWAUKEE • UCLA '77 • BORN 7/15/55 • TRADED TO CLEVELAND WITH JEROME WHITEHEAD FOR BILL ROBINZINE, ATLANTA'S 1983 FIRST AND CLEVELAND'S 1986 FIRST-ROUND CHOICE 10/30/80

Table with 18 columns for player Richard Washington's career statistics.

Three-point FG: None Attempted.

WATSON, JAMIE #3

6-7 GUARD/FORWARD • SOUTH CAROLINA '94 • BORN 2/23/72 • SIGNED 10-DAY CONTRACT 3/11/97 • SIGNED SECOND 10-DAY CONTRACT 3/21/97 • RELEASED 3/31/97

Table with 18 columns for player Jamie Watson's career statistics.

THREE-POINT FG: 3-9 (.333)

WENNINGTON, BILL #23

7-0 FORWARD/CENTER • D-1985 1ST RND (16TH OVERALL) • ST. JOHN'S '85 • BORN 4/26/63 • TRADED TO SACRAMENTO WITH INDIANA'S 1990 FIRST AND DALLAS' 1990 FIRST FOR RODNEY MCCRAY AND TWO SECOND-ROUND CHOICES 6/26/90

Table with 18 columns for player Bill Wennington's career statistics.

THREE-POINT FG: '85-86, 0-4 (.000); '86-87, 0-2 (.000); '87-88, 1-2 (.500); '88-89, 1-9 (.111); '89-90, 0-4 (.000). TOTAL, 2-21 (.095)

NBA PLAYOFF STATISTICS

Table with 18 columns for player Bill Wennington's NBA playoff statistics.

THREE-POINT FG: '85-86, 1-1 (1.000); '86-87, NONE ATTEMPTED; '87-88, NONE ATTEMPTED; '89-90, NONE ATTEMPTED. TOTAL, 1-1 (1.000)

**WEST, MARK #45**

6-10 CENTER • D-1983 2ND RND (30TH OVERALL) • OLD DOMINION '83 • BORN 11/5/60 • WAIVED 10/23/84

YEAR	GP-GS	MIN	AVG	FGM-FGA	PCT	FTM-FTA	PCT	- REBOUNDS -				AVG	AST	PF-D	STL	TO	BLK	PTS	AVG	HI
								OFF	DEF	TOT	TOT									
83-84	34-0	202	5.9	15-42	.357	7-22	.318	19	27	46	1.4	13	55-0	1	12	15	37	1.1	6	
Three-point FG: None Attempted.																				
YEAR	GP-GS	MIN	AVG	FGM-FGA	PCT	FTM-FTA	PCT	NBA PLAYOFF STATISTICS				AVG	AST	PF-D	STL	TO	BLK	PTS	AVG	HI
								OFF	DEF	TOT	TOT									
83-84	4-0	32	8.0	5-9	.556	2-3	.667	0	7	7	1.8	3	11-1	0	3	3	12	3.0	5	
Three-point FG: None Attempted.																				

**WELLS, BUBBA #35**

6-5 FORWARD/GUARD • D-1997 2ND RND (35TH OVERALL) • AUSTIN PEAY '97 • BORN 7/26/74 • TRADED TO PHOENIX WITH MARTIN MÜRSEPP, THE DRAFT RIGHTS TO PAT GARRITY AND A FUTURE DRAFT CHOICE FOR STEVE NASH 6/24/98

YEAR	GP-GS	MIN	AVG	FGM-FGA	PCT	FTM-FTA	PCT	- REBOUNDS -				AVG	AST	PF-D	STL	TO	BLK	PTS	AVG	HI
								OFF	DEF	TOT	TOT									
97-98	39-2	395	10.1	48-116	.414	31-43	.721	22	46	68	1.7	34	40-1	15	31	4	128	3.3	21	
THREE-POINT FG: '97-98, 1-6 (.167)																				

**WHITE, RANDY #33 (1989-94), #52 (1992-93)**

6-8 FORWARD • D-1989 1ST RND (8TH OVERALL) • LOUISIANA TECH '89 • BORN 11/4/67 • RIGHTS RENOUNCED 9/2/94

YEAR	GP-GS	MIN	AVG	FGM-FGA	PCT	FTM-FTA	PCT	- REBOUNDS -				AVG	AST	PF-D	STL	TO	BLK	PTS	AVG	HI
								OFF	DEF	TOT	TOT									
89-90	55-21	707	12.9	93-252	.369	50-89	.562	78	95	173	3.1	21	124-0	24	47	6	237	4.3	18	
90-91	79-29	1901	24.1	265-665	.398	159-225	.707	173	331	504	6.4	63	308-6	81	131	44	695	8.8	24	
91-92	65-12	1021	15.7	145-382	.380	124-162	.765	96	140	236	3.6	31	157-1	31	68	22	418	6.4	20	
92-93	64-20	1433	22.4	235-540	.435	138-184	.750	154	216	370	5.8	49	226-4	63	108	45	618	9.7	31	
93-94	18-31	320	17.8	45-112	.402	19-33	.576	30	53	83	4.6	11	46-0	10	18	10	115	6.4	17	
TOT	281-661	5382	19.2	783-1951	.401	490-693	.707	531	835	1366	4.9	175	861-11	209	372	127	2083	7.4	31	
THREE-POINT FG: '89-90, 1-14 (.071); '90-91, 6-37 (.162); '91-92, 4-27 (.148); '92-93, 10-42 (.238); '93-94, 6-20 (.300). TOTAL, 27-140 (.193)																				
YEAR	GP-GS	MIN	AVG	FGM-FGA	PCT	FTM-FTA	PCT	NBA PLAYOFF STATISTICS				AVG	AST	PF-D	STL	TO	BLK	PTS	AVG	HI
								OFF	DEF	TOT	TOT									
89-90	1-0	2	2.0	0-0	—	0-0	—	0	0	0	0.0	0	0-0	0	0	0	0	0.0	0	
Three-point FG: None Attempted.																				

**WHITEHEAD, JEROME #54**

6-10 FORWARD/CENTER • DISPERSAL CHOICE FROM UTAH • MARQUETTE '78 • BORN 11/30/56 • TRADED TO CLEVELAND WITH RICHARD WASHINGTON FOR BILL ROBINZINE, ATLANTA'S 1983 FIRST AND CLEVELAND'S 1986 FIRST-ROUND CHOICE 10/30/80

YEAR	GP-GS	MIN	AVG	FGM-FGA	PCT	FTM-FTA	PCT	- REBOUNDS -				AVG	AST	PF-D	STL	TO	BLK	PTS	AVG	HI
								OFF	DEF	TOT	TOT									
80-81	7-4	118	16.9	16-38	.421	5-11	.455	8	20	28	4.0	2	16-0	4	11	1	37	5.3	14	
Three-point FG: None Attempted.																				

**WILEY, MORLON #20**

6-4 GUARD • D-1988 2ND RND (46TH OVERALL) • LONG BEACH STATE '88 • BORN 9/24/66 • CHOSEN BY ORLANDO IN EXPANSION DRAFT 6/15/89 • SIGNED 10-DAY CONTRACT 2/16/93 • SIGNED FOR REMAINDER OF SEASON 3/8/93 • SIGNED ONE-YEAR CONTRACT 10/7/93 • WAIVED 11/2/93 • SIGNED FOR REMAINDER OF SEASON 3/31/94 • SIGNED ONE-YEAR CONTRACT 10/6/94 • TRADED TO HOUSTON WITH 1995 SECOND-ROUND CHOICE FOR SCOTT BROOKS 2/23/95

YEAR	GP-GS	MIN	AVG	FGM-FGA	PCT	FTM-FTA	PCT	- REBOUNDS -				AVG	AST	PF-D	STL	TO	BLK	PTS	AVG	HI
								OFF	DEF	TOT	TOT									
88-89	51-1	408	8.0	46-114	.404	13-16	.813	13	34	47	1.5	176	61-0	25	34	6	111	2.2	10	
92-93	33-13	641	19.4	70-173	.405	12-18	.667	20	36	56	3.0	100	78-2	39	51	1	191	5.8	15	
93-94	12-0	124	10.3	6-21	.286	0-0	—	0	6	6	1.3	16	17-0	13	11	0	14	1.2	5	
94-95	38-2	407	10.7	47-111	.423	7-10	.700	6	33	39	1.8	69	44-0	21	19	1	130	3.4	14	
TOT	134-16	1580	11.8	169-419	.403	32-44	.727	39	109	148	1.9	261	200-2	98	115	8	446	3.3	15	
Three-point FG: '88-89, 6-24 (.250); '92-93, 39-103 (.379); '93-94, 2-6 (.333); '94-95, 29-75 (.387). Total, 76-208 (.365)																				



### WILLIAMS, DERON #8

6-3 GUARD • ILLINOIS • BORN 6/26/84 • FREE AGENT SIGNEE 7/14/15 • RE-SIGNED 7/8/16 • WAIVED 2/23/17

YEAR	GP-GS	MIN	AVG	FGM-FGA	PCT	FTM-FTA	- REBOUNDS -				AVG	AST	PF-D	STL	TO	BLK	PTS	AVG	HI
							PCT	OFF	DEF	TOT									
15-16	65-63	2106	32.4	321-775	.414	179-206	.869	19	171	190	2.9	378	155-0	61	150	14	918	14.1	31
16-17	40-40	1171	29.3	195-453	.430	69-84	.821	13	89	102	2.6	274	96-1	25	98	2	522	13.1	25
TOT	105-103	3277	31.2	516-1228	.420	248-290	.855	32	260	292	2.8	652	251-1	86	248	16	1440	13.7	31

Three-point FG: '15-16, 97-282 (.344); '16-17, 63-181 (.348). Total, 160-463 (.346)

#### NBA PLAYOFF STATISTICS

YEAR	GP-GS	MIN	AVG	FGM-FGA	PCT	FTM-FTA	PCT	OFF	DEF	TOT	AVG	AST	PF-D	STL	TO	BLK	PTS	AVG	HI
15-16	3-3	49	16.4	6-18	.333	0-0	—	0	2	2	0.7	8	6-0	1	7	0	15	5.0	13

Three-point FG: 3-7 (.429)

### WILLIAMS, HERB #32

6-11 FORWARD/CENTER • OHIO STATE '81 • BORN 2/16/58 • ACQUIRED FROM INDIANA FOR DETLEF SCHREMPF AND DALLAS' 1990 SECOND-ROUND CHOICE 2/21/89 • COMPLETED CONTRACT 4/92

YEAR	GP-GS	MIN	AVG	FGM-FGA	PCT	FTM-FTA	- REBOUNDS -				AVG	AST	PF-D	STL	TO	BLK	PTS	AVG	HI
							PCT	OFF	DEF	TOT									
88-89	30-20	903	30.1	78-197	.396	43-68	.632	48	149	197	6.6	36	80-2	15	41	54	199	6.6	15
89-90	81-19	2199	27.1	295-665	.444	108-159	.679	76	315	391	4.8	119	243-4	51	106	106	700	8.6	21
90-91	60-36	1832	30.5	332-655	.507	83-130	.638	86	271	357	6.0	95	197-3	30	113	88	747	12.5	31
91-92	75-26	2040	27.2	367-851	.431	124-171	.725	106	348	454	6.1	94	189-2	35	114	98	859	11.5	26
TOT	246-101	6974	28.3	1072-2368	.453	358-528	.678	316	1083	1399	5.7	344	709-11	131	374	346	2505	10.2	31

THREE-POINT FG: '88-89, 0-2 (.000); '89-90, 2-9 (.222); '90-91, 0-4 (.000); '91-92, 1-6 (.167). TOTAL, 3-21 (.143)

#### NBA PLAYOFF STATISTICS

YEAR	GP-GS	MIN	AVG	FGM-FGA	PCT	FTM-FTA	PCT	OFF	DEF	TOT	AVG	AST	PF-D	STL	TO	BLK	PTS	AVG	HI
89-90	3-0	81	27.0	14-23	.609	13-16	.813	4	9	13	4.3	5	16-1	1	3	2	41	13.7	17

Three-point FG: None Attempted.

### WILLIAMS, JOHN "HOT ROD" #18

6-11 CENTER • TULANE '85 • BORN 8/9/62 • FREE AGENT SIGNEE 1/22/99 • TRADED TO BOSTON WITH ROBERT PACK AND CASH FOR DANA BARROS (PART OF 4-TEAM, 9-PLAYER TRADE) 8/16/00

YEAR	GP-GS	MIN	AVG	FGM-FGA	PCT	FTM-FTA	- REBOUNDS -				AVG	AST	PF-D	STL	TO	BLK	PTS	AVG	HI	
							PCT	OFF	DEF	TOT										
98-99	25-1	403	16.1	11-33	.333	7-10	.700	36	47	83	3.3	15	49-0	13	13	18	29	1.2	6	
99-00							DID NOT PLAY-INJURED													

THREE-POINT FG: NONE ATTEMPTED Three-point FG: None Attempted.

### WILLIAMS, LORENZO #44

6-9 CENTER/FORWARD • STETSON '91 • BORN 7/15/69 • FREE AGENT SIGNEE 2/14/94 • RIGHTS RENOUNCED 7/17/96

YEAR	GP-GS	MIN	AVG	FGM-FGA	PCT	FTM-FTA	- REBOUNDS -				AVG	AST	PF-D	STL	TO	BLK	PTS	AVG	HI
							PCT	OFF	DEF	TOT									
93-94	34-11	678	19.9	48-103	.466	12-28	.429	92	117	209	6.1	23	87-0	15	21	41	108	3.2	11
94-95	82-81	2383	29.1	145-304	.477	38-101	.376	291	399	690	8.4	124	306-6	52	105	148	328	4.0	19
95-96	65-61	1806	27.8	87-214	.407	24-70	.343	234	287	521	8.0	85	226-9	48	78	122	198	3.0	10
TOT	181-153	4867	26.9	280-621	.451	74-199	.372	617	803	1420	7.8	232	619-15	115	204	311	634	3.5	19

THREE-POINT FG: '93-94, NONE ATTEMPTED; '94-95, NONE ATTEMPTED; '95-96, 0-1 (.000). TOTAL, 0-1 (.000)

### WILLIAMS, SCOTT #42

6-10 CENTER • NORTH CAROLINA '90 • BORN 3/21/68 • AWARDED TO DALLAS ON A WAIVER CLAIM 1/30/04 • COMPLETED CONTRACT 6/1/04

YEAR	GP-GS	MIN	AVG	FGM-FGA	PCT	FTM-FTA	- REBOUNDS -				AVG	AST	PF-D	STL	TO	BLK	PTS	AVG	HI
							PCT	OFF	DEF	TOT									
03-04	27-11	260	9.6	37-85	.435	7-14	.500	15	45	60	2.2	17	95-0	20	16	16	198	4.6	16

THREE-POINT FG: 0-1 (.000)

#### NBA PLAYOFF STATISTICS

YEAR	GP-GS	MIN	AVG	FGM-FGA	PCT	FTM-FTA	PCT	OFF	DEF	TOT	AVG	AST	PF-D	STL	TO	BLK	PTS	AVG	HI
03-04	3-0	11	3.7	0-4	.000	0-0	.000	2	2	4	1.3	0	3-0	0	0	1	0	0.0	0

Three-point FG: None Attempted.

### WILLIAMS, SEAN #32

6-10 FORWARD/CENTER • BOSTON COLLEGE • BORN 9/13/86 • FREE AGENT SIGNEE 12/21/11 • WAIVED 3/22/12

YEAR	GP-GS	MIN	AVG	FGM-FGA	PCT	FTM-FTA	- REBOUNDS -				AVG	AST	PF-D	STL	TO	BLK	PTS	AVG	HI
							PCT	OFF	DEF	TOT									
11-12	8-0	65	8.1	12-16	.750	5-6	.833	9	4	13	1.6	2	14-0	1	7	5	29	3.6	12

Three-point FG: None Attempted.

**WILLIAMS, SHAWNE #4**

6-9 FORWARD • MEMPHIS '09 • BORN 2/16/86 • TRADED TO DALLAS FROM INDIANA IN EXCHANGE FOR EDDIE JONES (10/10/08) • TRADED TO NEW JERSEY ALONG WITH KRIS HUMPHRIES FOR EDUARDO NAJERA 1/11/10

YEAR	GP-GS	MIN	AVG	FGM-FGA	PCT	FTM-FTA	- REBOUNDS -			AVG	AST	PF-D	STL	TO	BLK	PTS	AVG	HI	
							PCT	OFF	DEF										TOT
08-09	15-0	170	11.3	16-56	.286	9-11	.818	19	27	46	3.1	2	19-0	2	5	9	42	2.8	7
09-10							DID NOT PLAY												
<b>TOT</b>	<b>15-0</b>	<b>170</b>	<b>11.3</b>	<b>16-56</b>	<b>.286</b>	<b>9-11</b>	<b>.818</b>	<b>19</b>	<b>27</b>	<b>46</b>	<b>3.1</b>	<b>2</b>	<b>19-0</b>	<b>2</b>	<b>5</b>	<b>9</b>	<b>42</b>	<b>2.8</b>	<b>7</b>

THREE-POINT FG: '08-09, 1-17 (.059); '09-10, NONE ATTEMPTED. TOTAL, 1-17 (.059).

**WILLIAMS, WALT #43**

6-8 GUARD/FORWARD • MARYLAND '92 • BORN 4/16/70 • FREE AGENT SIGNEE 10/18/02 • COMPLETED CONTRACT 5/03

YEAR	GP-GS	MIN	AVG	FGM-FGA	PCT	FTM-FTA	- REBOUNDS -			AVG	AST	PF-D	STL	TO	BLK	PTS	AVG	HI	
							PCT	OFF	DEF										TOT
02-03	66-1	1161	17.6	134-341	.393	31-50	.620	53	154	207	3.1	59	141-0	42	35	26	363	5.5	18

THREE-POINT FG: 64-171 (.374)

YEAR	GP-GS	MIN	AVG	FGM-FGA	PCT	FTM-FTA	NBA PLAYOFF STATISTICS			AVG	AST	PF-D	STL	TO	BLK	PTS	AVG	HI	
							PCT	OFF	DEF										TOT
02-03	15-3	227	15.1	32-81	.395	7-7	1.000	12	31	43	2.9	15	28-0	5	17	12	85	5.7	17

THREE-POINT FG: 14-41 (.341)

**WILLIS, KEVIN #44**

7-0 CENTER • MICHIGAN STATE '84 • BORN 9/6/62 • FREE AGENT SIGNEE 4/2/07 • COMPLETED CONTRACT 5/07

YEAR	GP-GS	MIN	AVG	FGM-FGA	PCT	FTM-FTA	- REBOUNDS -			AVG	AST	PF-D	STL	TO	BLK	PTS	AVG	HI	
							PCT	OFF	DEF										TOT
06-07	5-0	43	8.6	5-13	.385	2-2	1.000	2	6	8	1.6	1	11-0	2	2	1	12	2.4	6

Three-point FG: None Attempted.

**WITHEY, JEFF #17**

7-0 CENTER • KANSAS • BORN 3/7/90 • FREE AGENT SIGNEE 8/21/17 • WAIVED 12/19/17

YEAR	GP-GS	MIN	AVG	FGM-FGA	PCT	FTM-FTA	- REBOUNDS -			AVG	AST	PF-D	STL	TO	BLK	PTS	AVG	HI	
							PCT	OFF	DEF										TOT
17-18	10-0	39	3.9	6-16	.375	1-2	.500	1	9	10	1.0	0	3-0	0	2	3	15	1.5	4

Three-point FG: 2-10 (.200)

**WOOD, AL #4**

6-6 GUARD • NORTH CAROLINA '81 • BORN 6/2/58 • ACQUIRED FROM SEATTLE FOR DALE ELLIS 7/23/86 • WAIVED 11/17/87

YEAR	GP-GS	MIN	AVG	FGM-FGA	PCT	FTM-FTA	- REBOUNDS -			AVG	AST	PF-D	STL	TO	BLK	PTS	AVG	HI	
							PCT	OFF	DEF										TOT
86-87	54-0	657	12.2	121-310	.390	109-139	.784	39	55	94	1.7	34	83-0	19	34	11	358	6.6	25

Three-point FG: 7-25 (.280)

**WOOD, DAVID #10**

6-9 FORWARD • NEVADA-RENO '87 • BORN 11/30/64 • FREE AGENT SIGNEE 2/1/96 • RIGHTS RENOUNCED 7/17/96

YEAR	GP-GS	MIN	AVG	FGM-FGA	PCT	FTM-FTA	- REBOUNDS -			AVG	AST	PF-D	STL	TO	BLK	PTS	AVG	HI	
							PCT	OFF	DEF										TOT
95-96	37-0	642	17.4	67-154	.435	29-40	.725	42	91	133	3.6	27	118-5	16	19	9	182	4.9	19

Three-point FG: 19-59 (.322)



**WRIGHT, ANTOINE #21**

6-7 GUARD/FORWARD • TEXAS A&M '05 • 2/6/84 • ACQUIRED WITH JASON KIDD AND MALIK ALLEN FROM NEW JERSEY FOR DEVIN HARRIS, TRENTON HASSELL, KEITH VAN HORN, MAURICE AGER, DESAGANA DIOP AND TWO FIRST-ROUND PICKS 2/19/08 • TRADED WITH DEVEAN GEORGE TO TORONTO FOR SHAWN MARION, KRIS HUMPHRIES, NATHAN JAWAI AND CASH CONSIDERATIONS IN A DEAL THAT ALSO SENT GREG BUCKNER TO DALLAS FROM MEMPHIS IN EXCHANGE FOR JERRY STACKHOUSE AND CASH CONSIDERATIONS, A SECOND-ROUND PICK AND CASH CONSIDERATIONS FROM TORONTO TO MEMPHIS, AND HEDO TURKOGLU FROM ORLANDO TO TORONTO FOR CASH CONSIDERATIONS FROM DALLAS AND TORONTO 7/9/09

YEAR	GP-GS	MIN	AVG	FGM-FGA	PCT	FTM-FTA	PCT	- REBOUNDS -					PF-D	STL	TO	BLK	PTS	AVG	HI
								OFF	DEF	TOT	AVG	AST							
07-08	15-0	176	11.7	21-42	.500	5-9	.556	5	17	22	1.5	13	22-0	2	11	4	52	3.5	7
08-09	65-53	1552	23.9	179-431	.415	71-95	.747	31	105	136	2.1	77	172-2	46	54	27	474	7.3	24
<b>TOT</b>	<b>80-53</b>	<b>1728</b>	<b>21.6</b>	<b>200-473</b>	<b>.423</b>	<b>76-104</b>	<b>.731</b>	<b>36</b>	<b>122</b>	<b>158</b>	<b>2.0</b>	<b>90</b>	<b>194-2</b>	<b>48</b>	<b>65</b>	<b>31</b>	<b>526</b>	<b>6.6</b>	<b>24</b>

THREE-POINT FIELD GOALS: '07-08, 5-9 (.556); '08-09, 45-149 (.302). TOTAL, 50-158 (.316)

**NBA PLAYOFF STATISTICS**

YEAR	GP-GS	MIN	AVG	FGM-FGA	PCT	FTM-FTA	PCT	- REBOUNDS -					PF-D	STL	TO	BLK	PTS	AVG	HI
								OFF	DEF	TOT	AVG	AST							
07-08	1-0	7	7.0	0-0	---	0-0	---	0	1	1	1.0	0	0-0	0	2	0	0	0.0	0
08-09	10-5	167	16.7	21-43	.488	9-11	.818	5	8	13	1.3	10	30-0	3	4	2	59	5.9	10
<b>TOT</b>	<b>11-5</b>	<b>174</b>	<b>15.8</b>	<b>21-43</b>	<b>.488</b>	<b>9-11</b>	<b>.818</b>	<b>5</b>	<b>9</b>	<b>14</b>	<b>1.3</b>	<b>10</b>	<b>30-0</b>	<b>3</b>	<b>6</b>	<b>2</b>	<b>59</b>	<b>5.4</b>	<b>10</b>

THREE-POINT FG: '07-08, NONE ATTEMPTED; '08-09, 9-21 (.429). TOTAL, 9-21 (.429)

**WRIGHT, BRANDAN #34**

6-10 CENTER/FORWARD • NORTH CAROLINA • BORN 10/5/87 • FREE AGENT SIGNEE 12/9/11 • RE-SIGNED 7/25/13 • TRADED WITH JAE CROWDER, JAMEER NELSON, A 2015 FIRST ROUND PICK AND A 2016 SECOND ROUND PICK TO BOSTON IN EXCHANGE FOR RAJON RONDO AND DWIGHT POWELL 12/18/14

YEAR	GP-GS	MIN	AVG	FGM-FGA	PCT	FTM-FTA	PCT	- REBOUNDS -					PF-D	STL	TO	BLK	PTS	AVG	HI
								OFF	DEF	TOT	AVG	AST							
11-12	49-0	791	16.1	144-233	.618	52-82	.634	62	112	174	3.6	13	61-0	22	21	63	340	6.9	17
12-13	64-16	1149	18.0	241-404	.597	59-96	.615	85	175	260	4.1	38	78-0	26	34	76	541	8.5	23
13-14	58-0	1077	18.6	224-331	.677	77-106	.726	102	142	244	4.2	31	94-0	32	35	55	525	9.1	23
14-15	27-0	505	18.7	101-135	.748	36-48	.750	51	59	110	4.1	10	44-0	17	13	42	238	8.8	14
<b>TOT</b>	<b>198-16</b>	<b>3522</b>	<b>17.8</b>	<b>710-1103</b>	<b>.644</b>	<b>224-332</b>	<b>.675</b>	<b>300</b>	<b>488</b>	<b>788</b>	<b>4.0</b>	<b>92</b>	<b>277-0</b>	<b>97</b>	<b>103</b>	<b>236</b>	<b>1644</b>	<b>8.3</b>	<b>23</b>

Three-point FG: '11-12, 0-1 (.000); '12-13, 0-3 (.000); '13-14, None Attempted; '14-15, None Attempted. Total, 0-4 (.000)

**NBA PLAYOFF STATISTICS**

YEAR	GP-GS	MIN	AVG	FGM-FGA	PCT	FTM-FTA	PCT	- REBOUNDS -					PF-D	STL	TO	BLK	PTS	AVG	HI
								OFF	DEF	TOT	AVG	AST							
11-12	4-0	27	6.8	2-5	.400	1-2	.500	2	3	5	1.3	0	4-0	1	3	1	5	1.3	2
13-14	6-0	90	15.0	15-18	.833	3-6	.500	5	7	12	2.0	8	8-0	2	2	6	33	5.5	11
<b>TOT</b>	<b>10-0</b>	<b>117</b>	<b>11.7</b>	<b>17-23</b>	<b>.739</b>	<b>4-8</b>	<b>.500</b>	<b>7</b>	<b>10</b>	<b>17</b>	<b>1.7</b>	<b>8</b>	<b>12-0</b>	<b>3</b>	<b>5</b>	<b>7</b>	<b>38</b>	<b>3.8</b>	<b>11</b>

Three-point FG: None Attempted.

**WRIGHT, CHRIS #8**

6-1 GUARD • GEORGETOWN • BORN 11/4/89 • SIGNED TO A 10-DAY CONTRACT BY DALLAS 3/13/13 • CONTRACT EXPIRED 3/25/13

YEAR	GP-GS	MIN	AVG	FGM-FGA	PCT	FTM-FTA	PCT	- REBOUNDS -					PF-D	STL	TO	BLK	PTS	AVG	HI
								OFF	DEF	TOT	AVG	AST							
12-13	3-0	4	1.3	1-2	.500	0-0	---	0	0	0	0.0	0	0-0	0	1	0	2	0.7	2

Three-point FG: None Attempted.

**WRIGHT, HOWARD #34**

6-8 FORWARD • STANFORD '89 • BORN 12/20/67 • SIGNED 10-DAY CONTRACT 1/5/91 • SIGNED SECOND 10-DAY CONTRACT 1/15/91 • RELEASED 1/23/91

YEAR	GP-GS	MIN	AVG	FGM-FGA	PCT	FTM-FTA	PCT	- REBOUNDS -					PF-D	STL	TO	BLK	PTS	AVG	HI
								OFF	DEF	TOT	AVG	AST							
90-91	3-0	8	2.7	2-3	.667	2-2	1.000	1	1	2	0.7	0	2-0	1	0	0	6	2.0	4

Three-point FG: 0-1 (.000)

**YI, JIANLIAN #9**

7-0 FORWARD • CHINA • BORN 10/27/87 • FREE AGENT SIGNEE 1/6/12 • COMPLETED CONTRACT 6/30/12

YEAR	GP-GS	MIN	AVG	FGM-FGA	PCT	FTM-FTA	PCT	- REBOUNDS -					PF-D	STL	TO	BLK	PTS	AVG	HI
								OFF	DEF	TOT	AVG	AST							
11-12	30-0	203	6.8	31-82	.378	14-21	.667	12	37	49	1.6	5	23-0	7	14	8	79	2.6	8

THREE-POINT FG: 3-10 (.300)

**NBA PLAYOFF STATISTICS**

YEAR	GP-GS	MIN	AVG	FGM-FGA	PCT	FTM-FTA	PCT	- REBOUNDS -					PF-D	STL	TO	BLK	PTS	AVG	HI
								OFF	DEF	TOT	AVG	AST							
11-12	1-0	5	5.0	1-3	.333	0-1	.000	0	2	2	2.0	0	0-0	1	0	0	2	2.0	2

THREE-POINT FG: 0-1 (.000)



# DRAFT RECAPS

## 2019 DRAFT

RD	OVERALL	PLAYER	POS.	HT.	COLLEGE
2#	37	DEIVIDAS SIRVYDIS	G	6-8	LITHUANIA
# DRAFT RIGHTS TRADED TO DETROIT IN EXCHANGE FOR THE DRAFT RIGHTS TO THE 45TH OVERALL PICK ISAAH ROBY AND TWO FUTURE SECOND ROUND PICKS.					

## 2018 DRAFT

RD	OVERALL	PLAYER	POS.	HT.	COLLEGE
1#	5	TRAE YOUNG	G	6-2	OKLAHOMA
2	33	JALEN BRUNSON	G	6-3	VILLANOVA
2\$	54	SHAKE MILTON	G	6-6	SMU
# DRAFT RIGHTS TRADED TO ATLANTA FOR THE DRAFT RIGHTS TO LUKA DONČIĆ (3RD OVERALL PICK) AND A PROTECTED 2019 FIRST ROUND PICK.					
\$ DRAFT RIGHTS TRADED TO PHILADELPHIA FOR THE DRAFT RIGHTS TO THE 56TH OVERALL PICK RAY SPALDING AND THE 60TH OVERALL SELECTION KOSTAS ANTETOKOUNMPO.					

## 2017 DRAFT

RD	OVERALL	PLAYER	POS.	HT.	COLLEGE
1	9	DENNIS SMITH JR.	G	195	NORTH CAROLINA STATE

## 2016 DRAFT

RD	OVERALL	PLAYER	POS.	HT.	COLLEGE
2	46	A.J. HAMMONS	C	7-0	PURDUE

## 2015 DRAFT

RD	OVERALL	PLAYER	POS.	HT.	COLLEGE
1	21	JUSTIN ANDERSON	G	6-6	VIRGINIA
2	52	SATNAM SINGH	C	7-2	INDIA

## 2014 DRAFT

RD	OVERALL	PLAYER	POS.	HT.	COLLEGE
NO SELECTIONS					

## 2013 DRAFT

RD	OVERALL	PLAYER	POS.	HT.	COLLEGE
1#	13	KELLY OLYNYK	C	7-0	GONZAGA
2\$	44	MIKE MUSCALA	F	6-11	BUCKNELL
# DRAFT RIGHTS TRADED TO BOSTON FOR THE DRAFT RIGHTS TO LUCAS NOGUEIRA (16TH SELECTION) AND TWO FUTURE SECOND-ROUND PICKS.					
\$ DRAFT RIGHTS TRADED TO ATLANTA WITH THE DRAFT RIGHTS TO LUCAS NOGUEIRA (16TH SELECTION) AND JARED CUNNINGHAM FOR THE DRAFT RIGHTS TO SHANE LARKIN (18TH SELECTION).					

## 2012 DRAFT

RD	OVERALL	PLAYER	POS.	HT.	COLLEGE
1#	17	TYLER ZELLER	C	7-0	NORTH CAROLINA
2\$	55	DARIUS JOHNSON-ODOM	G	6-2	MARQUETTE
# DRAFT RIGHTS TRADED TO CLEVELAND FOR THE DRAFT RIGHTS TO JARED CUNNINGHAM (24TH SELECTION), BERNARD JAMES (33RD PICK) AND JAE CROWDER (34TH SELECTION).					
\$ DRAFT RIGHTS TRADED TO L.A. LAKERS FOR CASH CONSIDERATIONS.					

**2011 DRAFT**

RD	OVERALL	PLAYER	POS.	HT.	COLLEGE
1#	26	JORDAN HAMILTON	F	6-7	TEXAS
2#	57	TANGUY NGOMBO	G	6-4	CONGO

# ACQUIRED RUDY FERNANDEZ ALONG WITH THE RIGHTS TO PETERI KOPONEN FROM PORTLAND IN A DEAL THAT SENT THE DRAFT RIGHTS TO JORDAN HAMILTON (26TH OVERALL SELECTION) AND ANDRE MILLER TO DENVER AND ADDITIONALLY, SENT THE DRAFT RIGHTS TO TANGUY NGOMBO (57TH OVERALL SELECTION) AND RAYMOND FELTON TO PORTLAND.

**2010 DRAFT**

RD	OVERALL	PLAYER	POS.	HT.	COLLEGE
2#	50	SOLOMON ALABI	C	7-1	FLORIDA STATE

# DRAFT RIGHTS TRADED TO TORONTO FOR A 2013 SECOND-ROUND PICK AND CASH CONSIDERATIONS.

**2009 DRAFT**

RD	OVERALL	PLAYER	POS.	HT.	COLLEGE
1#	24	BJ MULLENS	C	7-0	OHIO STATE
2	56	AHMAD NIVINS	F	6-9	SAINT JOSEPH'S

# DRAFT RIGHTS TRADED TO OKLAHOMA CITY FOR DRAFT RIGHTS TO RODRIGUE BEAUBOIS (25TH SELECTION) AND A SECOND-ROUND PICK.

**2008 DRAFT**

RD	OVERALL	PLAYER	POS.	HT.	COLLEGE
2	51	SHAN FOSTER	G	6-6	VANDERBILT

**2007 DRAFT**

RD	OVERALL	PLAYER	POS.	HT.	COLLEGE
2	34	NICK FAZEKAS	F	7-0	NEVADA-RENO
2	50	RENALDAS SEIBUTIS	G	6-5	LITHUANIA
2#	60	MILOVAN RAKOVIC	F	6-8	NORTH CAROLINA

# DRAFT RIGHTS TRADED TO THE ORLANDO MAGIC FOR THE DRAFT RIGHTS TO REYSHAWN TERRY (44TH SELECTION).

**2006 DRAFT**

RD	OVERALL	PLAYER	POS.	HT.	COLLEGE
1	28	MAURICE AGER	G	6-5	MICHIGAN STATE
2#	58	J.R. PINNOCK	G	6-5	GEORGE WASHINGTON

# DRAFT RIGHTS TRADED TO THE L.A. LAKERS FOR A FUTURE SECOND-ROUND PICK.

**2005 DRAFT**

RD	OVERALL	PLAYER	POS.	HT.	COLLEGE
NO SELECTIONS					

**2004 DRAFT**

RD	OVERALL	PLAYER	POS.	HT.	COLLEGE
2#	50	VASSILIS SPANOULIS	G	6-4	GREECE

# DRAFT RIGHTS TRADED TO HOUSTON FOR THE DRAFT RIGHTS TO LUIS FLORES (55TH SELECTION).

**2003 DRAFT**

RD	OVERALL	PLAYER	POS.	HT.	COLLEGE
1	29	JOSH HOWARD	G/F	6-7	WAKE FOREST '03
2#	57	XUE YUYANG	C	7-0	CHINA

# DRAFT RIGHTS TRADED TO DENVER FOR A 2004 SECOND-ROUND PICK.

**2002 DRAFT**

RD	OVERALL	PLAYER	POS.	HT.	COLLEGE
2	55	MLADEN SEKULARAC	F	6-8	YUGOSLAVIA

**2001 DRAFT**

RD	OVERALL	PLAYER	POS.	HT.	COLLEGE
2	44	KYLE HILL	G	6-2	EASTERN ILLINOIS '01
2	54	KENNY SATTERFIELD	G	6-2	CINCINNATI '03

**2000 DRAFT**

RD	OVERALL	PLAYER	POS.	HT.	COLLEGE
1	12	ETAN THOMAS	F	6-9	SYRACUSE '00
2#	31	DAN LANGHI	C	6-11	VANDERBILT '00
2\$	58	PETE MICKEAL	C	6-9	CINCINNATI '00

# DRAFT RIGHTS TRADED TO HOUSTON FOR THE RIGHTS TO EDUARDO NAJERA (38TH SELECTION) AND A 2001 SECOND-ROUND PICK

\$ DRAFT RIGHTS TRADED TO NEW YORK ALONG WITH ERICK STRICKLAND FOR THE DRAFT RIGHTS TO DONNELL HARVEY (22ND SELECTION) AND FORWARD JOHN WALLACE.

**1999 DRAFT**

RD	OVERALL	PLAYER	POS.	HT.	COLLEGE
2	36	WANG ZHIZHI	C	7-1	CHINA
2#	40	GORDAN GIRICEK	G	6-5	CROATIA

# TRADED TO SAN ANTONIO ALONG WITH A SECOND-ROUND PICK IN THE 2000 DRAFT FOR THE DRAFT RIGHTS TO LEON SMITH (FIRST-ROUND, 29TH OVERALL).

**1998 DRAFT**

RD	OVERALL	PLAYER	POS.	HT.	COLLEGE
1#	6	ROBERT TRAYLOR	F-C	6-8	MICHIGAN '99
2	30	ANSU SESAY	F	6-9	MISSISSIPPI '98
2	35	BRUNO SUNDOV	C	7-2	CROATIA
2	53	GREG BUCKNER	G	6-4	CLEMSON '98

# TRADED TO MILWAUKEE FOR THE RIGHTS TO DIRK NOWITZKI AND PAT GARRITY.

**1997 DRAFT**

RD	OVERALL	PLAYER	POS.	HT.	COLLEGE
1#	15	KELVIN CATO	C	6-11	IOWA STATE '97
2	35	BUBBA WELLS	G	6-5	AUSTIN PEAY '97

# TRADED TO PORTLAND FOR THE RIGHTS TO CHRIS ANSTEY AND MONETARY COMPENSATION.

**1996 DRAFT**

RD	OVERALL	PLAYER	POS.	HT.	COLLEGE
1	9	SAMAKI WALKER	F	6-9	LOUISVILLE '98
2	34	SHAWN HARVEY	G	6-4	W. VA. ST. '96
2	58	DARNELL ROBINSON	C	6-11	ARKANSAS '97

**1995 DRAFT**

RD	OVERALL	PLAYER	POS.	HT.	COLLEGE
1	12	CHEROKEE PARKS	F-C	6-11	DUKE '95
1	24	LOREN MEYER	C	6-10	IOWA ST. '95

**1994 DRAFT**

RD	OVERALL	PLAYER	POS.	HT.	COLLEGE
1	2	JASON KIDD	G	6-4	CALIFORNIA '96
1	19	TONY DUMAS	G	6-6	MISSOURI-KC '94
2	28	DEON THOMAS	F	6-8	ILLINOIS '94

**1993 DRAFT**

RD	OVERALL	PLAYER	POS.	HT.	COLLEGE
1	4	JAMAL MASHBURN	F	6-8	KENTUCKY '94
2	28	LUCIOUS HARRIS	G	6-5	LONG BEACH ST. '93
2#	33	ERIC RILEY	C	7-0	MICHIGAN '93

# TRADED TO HOUSTON FOR THE RIGHTS TO POPEYE JONES.

**1992 DRAFT**

RD	OVERALL	PLAYER	POS.	HT.	COLLEGE
1	4	JIM JACKSON	G	6-6	OHIO STATE '93
2	30	SEAN ROOKS	C	6-10	ARIZONA '92

**1991 DRAFT**

RD	OVERALL	PLAYER	POS.	HT.	COLLEGE
1	6	DOUG SMITH	F	6-10	MISSOURI '91
2	33	DONALD HODGE	C	7-0	TEMPLE '92
2	35	MIKE IUZZOLINO	G	5-11	ST. FRANCIS (PA.) '91

**1990 DRAFT**

RD	OVERALL	PLAYER	POS.	HT.	COLLEGE
2	49	PHIL HENDERSON	G	6-4	DUKE '90

**1989 DRAFT**

RD	OVERALL	PLAYER	POS.	HT.	COLLEGE
1	8	RANDY WHITE	F	6-8	LA. TECH '89
2	35	PAT DURHAM	F	6-8	COLORADO ST. '89
2	53	JEFF HODGE	G	6-2	S. ALABAMA '89

**1988 DRAFT**

RD	OVERALL	PLAYER	POS.	HT.	COLLEGE
2	46	MORLON WILEY	G	6-4	LONG BEACH ST. '88
2	49	JOSE VARGAS	F-C	6-10	LSU '88
3	70	JERRY JOHNSON	G	5-11	FLA. SOUTHERN '88.

**1987 DRAFT**

RD	OVERALL	PLAYER	POS.	HT.	COLLEGE
1	20	JIM FARMER	G	6-4	ALABAMA '87
2	26	STEVE ALFORD	G	6-2	INDIANA '87
3	66	MIKE RICHMOND	F	6-8	TEXAS-EL PASO '87
4	89	DAVID JOHNSON	F	6-8	OKLAHOMA '87
5	112	SAM HILL	C	6-9	IOWA STATE '87
6	135	QUINTAN GATES	F	6-7	TEXAS-EL PASO '87
7	158	GERALD WHITE	G	6-1	AUBURN '87

**1986 DRAFT**

RD	OVERALL	PLAYER	POS.	HT.	COLLEGE
1	7	ROY TARPLEY	F	6-11	MICHIGAN '86
2#	25	MARK PRICE	G	6-1	GEORGIA TECH '86
2	35	MILT WAGNER	G	6-5	LOUISVILLE '86
3	62	ANTHONY WELCH	F	6-9	ILLINOIS '86
4	85	MYRON JACKSON	G	6-3	UALR '86
5	108	JAY BILAS	F	6-8	DUKE '86
6	131	GREG ANDERSON	C	6-11	LAMAR '86
7	154	KIM COOKSEY	G	6-3	MIDDLE TENN. ST. '86

# TRADED TO CLEVELAND FOR A 1989 SECOND-ROUND CHOICE AND FUTURE CONSIDERATIONS.

**1985 DRAFT**

RD	OVERALL	PLAYER	POS.	HT.	COLLEGE
1	8	DETLEF SCHREMPF	G-F	6-10	WASHINGTON '85
1	16	BILL WENNINGTON	C	7-0	ST. JOHN'S '85
1	17	UWE BLAB	C	7-2	INDIANA '85
2	40	MARK ACRES	F	6-10	ORAL ROBERTS '85
3	50	LEONARD ALLEN	F-C	6-10	SAN DIEGO ST. '85
3	63	HAROLD KEELING	G	6-3	SANTA CLARA '85
4	86	BUBBA JENNINGS	G	5-11	TEXAS TECH '85
5	109	TOMMY DAVIS	G	6-4	MINNESOTA '85
6	132	CARLTON COOPER	G	6-4	TEXAS '85
7	155	ED CATCHINGS	F	6-7	UNLV '85

**1984 DRAFT**

RD	OVERALL	PLAYER	POS.	HT.	COLLEGE
1	4	SAM PERKINS	F-C	6-10	NO. CAROLINA '84
1	15	TERENCE STANSBURY	G	6-5	TEMPLE '84
2	38	CHARLIE SITTON	F	6-9	OREGON STATE '84
2	40	ANTHONY TEACHEY	F	6-9	WAKE FOREST '84
2	41	TOM SLUBY	G	6-4	NOTRE DAME '84
3	61	JEFF CROSS	C	6-10	MAINE '84
4	84	JOHN HARROCKS	C	7-0	NO. TEXAS ST. '84
5	107	DAVE WILLIAMS	C	7-2	ILL.-CHICAGO '84
6	130	LAVERNE EVANS	G	6-3	MARSHALL '84
7	153	GEORGE TURNER	G	6-2	CAL-IRVINE '84
8	176	LEROY SUTTON	G	6-5	ARKANSAS '84
9	198	JOHN TUDOR	F-G	6-6	LOUISIANA ST. '84
10	220	NAPOLEON JOHNSON	F	6-7	GRAMBLING '84

**1983 DRAFT**

RD	OVERALL	PLAYER	POS.	HT.	COLLEGE
1	9	DALE ELLIS	F	6-7	TENNESSEE '83
1	11	DEREK HARPER	G	6-4	ILLINOIS '84
2	30	MARK WEST	C	6-10	OLD DOMINION '83
2*	33	DIRK MINNIEFIELD	G	6-3	KENTUCKY '83
4	79	JOHNNY MARTIN	F-C	6-9	N'WESTERN ST. (LA.) '83
5	102	JIMMY LAMPLEY	C	6-10	UA-LITTLE ROCK '83
6	125	BILLY ALLEN	G	6-0	NEVADA-RENO '83
7	148	TERRELL SCHLUNDT	F	6-7	MARQUETTE '83
8	171	BILL SADLER	F	6-6	PEPPERDINE '83
9	194	SHERROD ARNOLD	G	5-11	CHICAGO STATE '83
10	217	CLYDE CORLEY	G-F	6-4	FLA. I'NATIONAL '83

\*TRADED TO NEW JERSEY FOR A SECOND-ROUND CHOICE IN 1986 AND THE OPTION TO SWITCH 1987 SECOND-ROUND CHOICE WITH NEW JERSEY.

**1982 DRAFT**

RD	OVERALL	PLAYER	POS.	HT.	COLLEGE
1	4	BILL GARNETT	F	6-9	WYOMING '82
3	50	CORNY THOMPSON	F	6-8	CONNECTICUT '82
4	73	RUDY WOODS	C	6-11	TEXAS A&M '82
5	96	KENNY ARNOLD	G	6-2	IOWA '82
6	119	WAYNE WAGGONER	G	6-4	N'WESTERN ST. (LA.) '83
7	142	BOB GRADY	C	6-9	NORTHWESTERN '82
8	165	KEITH PETERSON	F	6-6	ARKANSAS '82
9	188	RALPH MCPHERSON	C-F	6-9	UT-ARLINGTON '82
10	211	ALBERT CULTON	F	6-7	UT-ARLINGTON '82



### 1981 DRAFT

RD	OVERALL	PLAYER	POS.	HT.	COLLEGE
1	1	MARK AGUIRRE	F	6-6	DEPAUL '82
1	9	ROLANDO BLACKMAN	G	6-6	KANSAS STATE '81
2	24	JAY VINCENT	F	6-7	MICHIGAN ST. '81
2	43	ELSTON TURNER	F	6-5	MISSISSIPPI '81
3	47	ART HOUSEY	C	6-10	KANSAS '81
4	70	EDDIE MOSS	G	6-2	SYRACUSE '81
5	93	PETE BUDKO	F	6-9	NO. CAROLINA '81
6	116	KARL BANKOWSKI	F	6-7	UTAH '81
7	139	DANNY DAVIS	F	6-7	UNC-WILMINGTON '81
8	162	DAVID KENNEDY	G	6-2	CINCINNATI '81
9	185	JOHN HOLLINDEN	C	7-6	EVANSVILLE '81
10	208	SCOTT BOSANKO	G	6-4	NO. STATE (S.D.) '81

### 1980 DRAFT

RD	OVERALL	PLAYER	POS.	HT.	COLLEGE
1	11	KIKI VANDEWEGHE	F	6-8	UCLA '80
2	34	ROOSEVELT BOUIE	C	6-11	SYRACUSE '80
3	57	DAVID BRITTON	G	6-4	TEXAS A&M '80
4	80	DAVID JOHNSON	F	6-8	WEBER STATE '80
5	103	DARRELL ALLUMS	F	6-8	UCLA '80
6	126	LEROY JACKSON	G	6-3	CAMERON (OK.) '80
7	149	TONY FORCH	G	6-5	MIDWESTERN STATE '80
8	169	CLARENCE KEA	F	6-7	LAMAR '80
9	189	KEN WILLIAMS	G	6-1	HOUSTON '80
10	206	TOM MORGAN	F	6-6	CS FULLERTON '80



# ALL-TIME TRANSACTIONS

## 2018-19

June	21:	Acquired the draft rights to the 2018 third overall pick Luka Dončić from Atlanta in exchange for the draft rights to the 2018 fifth overall selection Trae Young and a protected 2019 first round pick. Selected Jalen Brunson in the second round (33rd overall pick) of the 2018 NBA Draft. Acquired the draft rights to the 2018 56th overall pick Ray Spalding and the 2018 60th overall selection Kostas Antetokounmpo from Philadelphia in exchange for the draft rights to the 2018 54th overall pick Shake Milton.
July	6:	Waived Kyle Collinsworth. Signed free agent DeAndre Jordan.
	9:	Signed first round pick Luka Dončić.
	13:	Signed second round pick Kostas Antetokounmpo to a two-way contract.
	16:	Signed second round pick Jalen Brunson.
	20:	Signed second round pick Ray Spalding.
	23:	Re-signed Dirk Nowitzki. Acquired the rights to Maarty Leunen and cash considerations from the L.A. Clippers in exchange for Johnathan Motley and the rights to Renaldas Seibutis. Signed free agent Ding Yanyuhang.
	30:	Signed free agent Daryl Macon to a two-way contract.
	31:	Signed free agent Terry Larrier.
Aug.	1:	Signed free agent Codi Miller-McIntyre.
	2:	Acquired Chinanu Onuaku from Houston in exchange for the rights to Maarty Leunen. In the deal, the Mavericks also received cash considerations and the right to swap the Warriors' 2020 second round pick (which was acquired by Dallas on 7/7/16) with the Rockets.
	3:	Re-signed Salah Mejri.
	6:	Signed free agent Ryan Broekhoff. Waived Chinanu Onuaku.
	8:	Signed free agent Devin Harris.
	9:	Waived Terry Larrier.
	10:	Signed free agent Jalen Jones.
Oct.	8:	Waived Jalen Jones and Codi Miller-McIntyre. Signed free agents Donte Ingram and Rashad Vaughn.
	10:	Waived Ding Yanyuhang.
	11:	Waived Donte Ingram and Rashad Vaughn.
	12:	Signed free agent Ding Yanyuhang.
	14:	Waived Ding Yanyuhang.
	29:	Assigned Ray Spalding to the Texas Legends (G League).
Jan.	28:	Recalled Ray Spalding from the Texas Legends (G League).
	31:	Acquired Kristaps Porzingis, Tim Hardaway Jr., Courtney Lee and Trey Burke from New York in exchange for Dennis Smith Jr., DeAndre Jordan, Wesley Matthews and two future first round draft picks. Waived Ray Spalding.
Feb.	7:	Acquired Justin Jackson and Zach Randolph from Sacramento in exchange for Harrison Barnes. Waived Salah Mejri.
	8:	Waived Zach Randolph.
	10:	Signed Salah Mejri.

## 2017-18

June	22:	Selected Dennis Smith Jr. in the first round (ninth overall pick) of the 2017 NBA Draft.
	28:	Traded DeAndre Liggins to Houston in exchange for cash considerations.
	29:	Traded Jarrod Uthoff to Houston in exchange for cash considerations.
July	3:	Signed free agent Johnathan Motley to a two-way contract.
	5:	Signed first round pick Dennis Smith Jr.
	6:	Re-signed Dirk Nowitzki.
	7:	Acquired Josh McRoberts, a future second round pick and cash considerations from Miami in exchange for A.J. Hammons.
	13:	Signed free agent Maxi Kleber.
	20:	Waived Nicolas Brussino.
Aug.	1:	Signed free agent Gian Clavell.
	3:	Signed free agent Brandon Ashley.
	7:	Signed free agent PJ Dozier.
	9:	Signed free agent Maalik Wayns.
	21:	Signed free agent Jeff Withey.
	28:	Signed Nerlens Noel.
Oct.	13:	Waived Brandon Ashley. Signed free agent Jameel Warney.
	14:	Waived PJ Dozier, Jameel Warney and Maalik Wayns.
	16:	Exercised the two-way player conversion option in the contract of Gian Clavell.
Nov.	17:	Waived Gian Clavell. Signed free agent Antonius Cleveland to a two-way contract.
Dec.	19:	Waived Antonius Cleveland and Jeff Withey. Signed free agent Kyle Collinsworth to a two-way contract.
Jan.	10:	Waived Kyle Collinsworth. Awarded two-way forward Jalen Jones via waiver claim.
	13:	Signed free agent Kyle Collinsworth to a 10-day contract.
	24:	Signed Kyle Collinsworth to a second 10-day contract.





- Feb. 1: Assigned Kyle Collinsworth to the Texas Legends (G League).  
 8: Signed free agent Kyle Collinsworth. As part of a three-team trade, acquired Doug McDermott from New York in a deal that sent Devin Harris from Dallas to Denver, Emmanuel Mudiay from Denver to New York, a 2018 second round pick from the Knicks to the Nuggets, and a 2018 second round pick from the Nuggets to the Mavericks.  
 10: Waived Josh McRoberts.  
 26: Signed free agent Scotty Hopson to a 10-day contract.
- Mar. 11: Signed free agent Jameel Warney to a 10-day contract.  
 22: Signed free agent Aaron Harrison to a 10-day contract.
- Apr. 1: Signed Aaron Harrison for the remainder of the season.

**2016-17**

- June 23: Selected A.J. Hammons in the second round (46th overall pick) of the 2016 NBA Draft.
- July 7: Acquired Andrew Bogut along with a future-second round pick from Golden State in exchange for a future conditional second-round pick. Acquired the rights to Stanko Barac from Indiana in exchange for Jeremy Evans, the rights to Emir Preldzic and cash considerations.  
 8: Signed free agent Dorian Finney-Smith. Signed rookie A.J. Hammons. Re-signed Deron Williams. Waived JaVale McGee. Signed Dwight Powell.  
 9: Signed free agent Harrison Barnes.  
 15: Signed free agents Nicolas Brussino, Jonathan Gibson and Seth Curry.  
 20: Signed free agent Quincy Acy.  
 21: Signed free agent Kyle Collinsworth.  
 27: Re-signed Dirk Nowitzki. Signed free agents Keith Hornsby and Jameel Warney.
- Sept. 19: Signed free agent C.J. Williams.
- Oct. 16: Waived Jameel Warney.  
 17: Signed free agent Jaleel Cousins.  
 22: Waived Kyle Collinsworth, Jaleel Cousins, Jonathan Gibson, Keith Hornsby and C.J. Williams.
- Nov. 7: Assigned A.J. Hammons to the Texas Legends (D-League). Recalled A.J. Hammons from the Texas Legends.  
 12: Reassigned A.J. Hammons to the Texas Legends (D-League).  
 13: Recalled A.J. Hammons from the Texas Legends (D-League).  
 17: Waived Quincy Acy. Signed free agent Jonathan Gibson.  
 26: Reassigned A.J. Hammons to the Texas Legends (D-League).  
 27: Recalled A.J. Hammons from the Texas Legends (D-League).
- Dec. 27: Waived Jonathan Gibson. Signed free agent Pierre Jackson.
- Jan. 6: Waived Pierre Jackson.  
 8: Assigned Nicolas Brussino and A.J. Hammons to the Texas Legends (D-League).  
 15: Recalled Nicolas Brussino from the Texas Legends (D-League). Signed Pierre Jackson to a 10-day contract.  
 25: Signed Pierre Jackson to a second 10-day contract. Recalled A.J. Hammons from the Texas Legends (D-League).  
 27: Reassigned Nicolas Brussino and A.J. Hammons to the Texas Legends (D-League).  
 28: Recalled Nicolas Brussino from the Texas Legends (D-League). Released Pierre Jackson from his 10-day contract. Signed free agent Yogi Ferrell to a 10-day contract.
- Feb. 7: Signed Yogi Ferrell to a multi-year deal.  
 22: Recalled A.J. Hammons from the Texas Legends (D-League).  
 23: Waived Deron Williams. Acquired Nerlens Noel from Philadelphia in exchange for Justin Anderson, Andrew Bogut and a 2017 protected first-round pick.  
 26: Signed Ben Bentil and Quinn Cook to 10-day contracts.
- Mar. 4: Reassigned Nicolas Brussino and A.J. Hammons to the Texas Legends (D-League).  
 5: Recalled Nicolas Brussino and A.J. Hammons from the Texas Legends (D-League).  
 9: Signed Manny Harris and Jarrod Uthoff to 10-day contracts. Assigned Manny Harris to the Texas Legends (D-League).  
 10: Recalled Manny Harris from the Texas Legends (D-League).  
 11: Assigned Manny Harris and Jarrod Uthoff to the Texas Legends (D-League).  
 12: Recalled Manny Harris and Jarrod Uthoff from the Texas Legends (D-League).  
 19: Signed Manny Harris and Jarrod Uthoff to second 10-day contracts.  
 25: Reassigned Manny Harris and Jarrod Uthoff to the Texas Legends (D-League).  
 26: Recalled Manny Harris and Jarrod Uthoff from the Texas Legends (D-League).  
 29: Signed Jarrod Uthoff to a multi-year deal.
- Apr. 11: Awarded DeAndre Liggins via waiver claim.

**2015-16**

- June 27: Selected Justin Anderson in the first round (21st overall pick) and Satnam Singh in the second round (52nd overall pick) of the 2015 NBA Draft.
- July 9: Signed free agent Wesley Matthews. Acquired Zaza Pachulia from Milwaukee in exchange for a future second round pick.  
 14: Signed free agent Deron Williams.  
 16: Re-signed Jose Juan Barea.  
 23: Signed free agent Maurice Ndour.



24: Signed free agents John Jenkins and Jarrid Famous.  
 27: Signed free agents Jamil Wilson and Brandon Ashley.  
 30: Signed free agent Salah Mejri.  
 31: Signed free agent Jeremy Evans.

Aug. 1: Signed rookie Justin Anderson.  
 6: Signed free agent Samuel Dalembert. Re-signed Charlie Villanueva.  
 13: Signed free agent JaVale McGee.

Oct. 22: Signed free agent Tu Holloway. Waived Jarrid Famous..  
 24: Waived Samuel Dalembert, Brandon Ashley, Tu Holloway and Jamil Wilson.  
 26: Waived Maurice Ndour.

Nov. 20: Assigned Justin Anderson and Salah Mejri to the Texas Legends (D-League).  
 22: Recalled Justin Anderson and Salah Mejri from the Texas Legends (D-League).

Dec. 11: Assigned Justin Anderson, Jeremy Evans and Salah Mejri to the Texas Legends (D-League).  
 12: Recalled Justin Anderson, Jeremy Evans and Salah Mejri from the Texas Legends (D-League). Reassigned Justin Anderson and Salah Mejri to the Texas Legends. Recalled Justin Anderson from the Texas Legends.  
 13: Recalled Salah Mejri from the Texas Legends (D-League).  
 18: Reassigned Justin Anderson and Salah Mejri to the Texas Legends (D-League).  
 19: Reassigned Jeremy Evans to the Texas Legends (D-League).  
 20: Recalled Justin Anderson, Jeremy Evans and Salah Mejri from the Texas Legends (D-League).  
 26: Reassigned Justin Anderson and Salah Mejri to the Texas Legends (D-League).  
 27: Recalled Justin Anderson and Salah Mejri from the Texas Legends (D-League).

Jan. 2: Reassigned Salah Mejri to the Texas Legends (D-League).  
 3: Recalled Salah Mejri from the Texas Legends (D-League).  
 21: Reassigned Justin Anderson, Jeremy Evans and Salah Mejri to the Texas Legends (D-League).  
 22: Recalled Justin Anderson, Jeremy Evans and Salah Mejri from the Texas Legends (D-League).

Feb. 20: Reassigned Justin Anderson and Jeremy Evans to the Texas Legends (D-League).  
 21: Recalled Justin Anderson and Jeremy Evans from the Texas Legends (D-League).  
 22: Signed free agent David Lee. Waived John Jenkins.

## 2014-2015

June 25: Acquired Tyson Chandler and Raymond Felton from New York in exchange for Samuel Dalembert, Jose Calderon, Wayne Ellington, Shane Larkin and two 2014 second round picks.

July 14: Acquired Greg Smith from Chicago in exchange for the rights to Tadija Dragicevic.  
 15: Re-signed Dirk Nowitzki. Signed free agent Chandler Parsons.  
 16: As part of a sign-and-trade deal, sent DeJuan Blair to Washington in exchange for the rights to Emir Preldzic.  
 17: Re-signed Devin Harris.  
 18: Signed free agent Eric Griffin.  
 21: Signed free agent Richard Jefferson.  
 24: Signed free agent Jameer Nelson.  
 29: Signed free agents Al-Farouq Aminu and Ivan Johnson.

Sept. 3: Re-signed Bernard James.  
 22: Signed free agent Doron Lamb.  
 23: Signed free agent Charlie Villanueva.

Oct. 15: Signed free agent Yuki Togashi.  
 20: Waived Eric Griffin and Yuki Togashi.  
 25: Waived Bernard James, Ivan Johnson and Doron Lamb.  
 29: Signed free agent Jose Juan Barea. Waived Gal Mekel.

Nov. 20: Assigned Ricky Ledo to the Texas Legends (D-League).  
 24: Recalled Ricky Ledo from the Texas Legends (D-League).  
 27: Reassigned Ricky Ledo to the Texas Legends (D-League).

Dec. 4: Recalled Ricky Ledo from the Texas Legends (D-League).  
 5: Reassigned Ricky Ledo to the Texas Legends (D-League).  
 6: Recalled Ricky Ledo from the Texas Legends (D-League).  
 8: Reassigned Ricky Ledo to the Texas Legends (D-League).  
 12: Recalled Ricky Ledo from the Texas Legends (D-League).  
 18: Acquired Rajon Rondo and Dwight Powell from Boston in exchange for Brandan Wright, Jae Crowder, Jameer Nelson, a 2015 first round pick and a 2016 second round pick. Reassigned Ricky Ledo to the Texas Legends (D-League).  
 20: Recalled Ricky Ledo from the Texas Legends (D-League).  
 27: Assigned Ricky Ledo and Dwight Powell to the Texas Legends (D-League).  
 28: Recalled Ricky Ledo and Dwight Powell from the Texas Legends (D-League).



Jan.	3:	Reassigned Ricky Ledo to the Texas Legends (D-League).
	6:	Recalled Ricky Ledo from the Texas Legends (D-League).
	9:	Reassigned Ricky Ledo to the Texas Legends (D-League).
Feb.	2:	Recalled Ricky Ledo from the Texas Legends (D-League).
	11:	Signed free agent Bernard James to a 10-day contract.
	18:	Signed free agent Amar'e Stoudemire. Waived Ricky Ledo.
	21:	Signed Bernard James to a second 10-day contract.
Mar.	3:	Signed Bernard James for the remainder of the season.
	7:	Assigned Dwight Powell to the Texas Legends (D-League).
	8:	Recalled Dwight Powell from the Texas Legends (D-League).
	11:	Reassigned Dwight Powell to the Texas Legends (D-League).
	12:	Recalled Dwight Powell from the Texas Legends (D-League).
	13:	Recalled Dwight Powell from the Texas Legends (D-League).
	14:	Reassigned Dwight Powell to the Texas Legends (D-League).
	15:	Recalled Dwight Powell from the Texas Legends (D-League).
	21:	Assigned Dwight Powell to the Texas Legends (D-League).
	23:	Recalled Dwight Powell from the Texas Legends (D-League).
Apr.	3:	Reassigned Dwight Powell to the Texas Legends (D-League).
	4:	Recalled Dwight Powell from the Texas Legends (D-League).

**2013-2014**

June	27:	Acquired the draft rights to 18th overall pick Shane Larkin from Atlanta in exchange for Jared Cunningham, the draft rights to 44th overall pick Mike Muscala and the draft rights to 16th overall pick Lucas Nogueira, which were acquired along with two 2014 second round picks from Boston in exchange for the draft rights to the 13th overall pick Kelly Olynyk.
	28:	Acquired the draft rights to 43rd overall pick Ricky Ledo from Philadelphia in exchange for a 2014 second round pick that was originally sent to Dallas from Boston (via Brooklyn) in a deal that also included the draft rights to 16th overall pick Lucas Nogueira.
July	11:	Signed free agents Jose Calderon and Gal Mekel.
	19:	Signed free agent Samuel Dalembert. Waived Bernard James.
	22:	Traded the draft rights to Nick Calathes to Memphis in exchange for a 2016 second round draft pick. Waived Josh Akognon.
	23:	Signed free agent Monta Ellis.
	24:	Signed rookie Ricky Ledo.
	25:	Re-signed Brandan Wright.
	26:	Re-signed Bernard James. Signed free agent Wayne Ellington.
Aug.	29:	Signed rookie Shane Larkin.
	31:	Signed free agent Devin Harris.
	7:	Signed free agent DeJuan Blair.
Sept.	10:	Signed free agents Fab Melo, D.J. Kennedy and Mickey McConnell.
	13:	Signed free agent Devin Ebanks.
	30:	Signed free agent Renaldo Balkman.
Oct.	22:	Waived Renaldo Balkman, Devin Ebanks, D.J. Kennedy and Fab Melo.
	26:	Waived Mickey McConnell.
Nov. Dec.	30:	Assigned Ricky Ledo to the Texas Legends (D-League).
	11:	Assigned Jared Cunningham to the Texas Legends (D-League).
	22:	Waived Derek Fisher.
	23:	Signed free agent Chris Douglas-Roberts.
	31:	Recalled Jared Cunningham from the Texas Legends (D-League).
Jan.	6:	Recalled Ricky Ledo from the Texas Legends (D-League).
	18:	Re-assigned Ricky Ledo to the Texas Legends (D-League).
	22:	Recalled Ricky Ledo from the Texas Legends (D-League).
	25:	Re-assigned Ricky Ledo to the Texas Legends (D-League).
	31:	Recalled Ricky Ledo from the Texas Legends (D-League). Assigned Shane Larkin and Ricky Ledo to the Texas Legends (D-League).
Feb.	2:	Recalled Shane Larkin from the Texas Legends (D-League).
	27:	Recalled Ricky Ledo from the Texas Legends (D-League). Assigned Jae Crowder, Bernard James and Shane Larkin to the Texas Legends (D-League).
	28:	Recalled Jae Crowder, Bernard James and Shane Larkin from the Texas Legends (D-League). Re-assigned Ricky Ledo to the Texas Legends (D-League).
Mar.	1:	Re-assigned Jae Crowder and Shane Larkin to the Texas Legends (D-League).
	2:	Recalled Jae Crowder and Shane Larkin from the Texas Legends (D-League).
	4:	Assigned Gal Mekel to the Texas Legends (D-League).
	9:	Recalled Gal Mekel from the Texas Legends (D-League).
	14:	Re-assigned Shane Larkin to the Texas Legends (D-League).
	15:	Recalled Shane Larkin from the Texas Legends (D-League). Re-assigned Gal Mekel to the Legends.
	21:	Recalled Gal Mekel from the Texas Legends (D-League).

**2012-2013**

- June 28: Acquired the draft rights to the 24th overall pick Jared Cunningham, the 33rd overall pick Bernard James and the 34th overall pick Jae Crowder in the 2012 NBA Draft from Cleveland in exchange for Kelenna Azubuike and the draft rights to the 17th overall pick Tyler Zeller. Traded the draft rights to Darius Johnson-Odom (55th overall pick in 2012 NBA Draft) to the L.A. Lakers in exchange for cash considerations.
- 29: Traded Lamar Odom to the L.A. Clippers and the draft rights to Shan Foster to Utah in exchange for the draft rights to Tadija Dragicevic from Utah and cash considerations from Houston in a deal that also sent Mo Williams from the L.A. Clippers to Utah and the draft rights to Furkan Aldemir (53rd overall pick in the 2012 NBA Draft) from the L.A. Clippers to Houston.
- July 12: Waived Brendan Haywood and designated him as team's amnesty player. Acquired Darren Collison and Dahntay Jones from Indiana in exchange for Ian Mahinmi.
- 13: Awarded Elton Brand via amnesty waiver claim. Signed free agent Chris Kaman.
- 19: Signed free agent O.J. Mayo.
- 20: Signed rookie Jae Crowder.
- 21: Signed rookie Jared Cunningham.
- 25: Signed rookie Bernard James.
- 26: Re-signed Delonte West.
- Sept. 27: Signed Josh Akognon, Tu Holloway and DJ Mbenga to training camp contracts.
- Oct. 2: Waived Tu Holloway and DJ Mbenga.
- 18: Waived Josh Akognon.
- 25: Awarded Eddy Curry on a waiver claim.
- 27: Signed Melvin Ely and Chris Douglas-Roberts.
- 28: Waived Melvin Ely and Chris Douglas-Roberts.
- 29: Waived Delonte West.
- Nov. 2: Waived Eddy Curry. Signed free agent Troy Murphy.
- 29: Waived Troy Murphy. Signed free agent Derek Fisher.
- Dec. 11: Assigned Jared Cunningham to the Texas Legends (D-League).
- 22: Waived Derek Fisher.
- 23: Signed free agent Chris Douglas-Roberts.
- 31: Recalled Jared Cunningham from the Texas Legends (D-League).
- Jan. 6: Waived Chris Douglas-Roberts.
- 8: Signed free agent Mike James to a 10-day contract.
- 18: Signed free agent Mike James to a second 10-day contract.
- 28: Signed free agent Mike James for the remainder of the season. Re-assigned Jared Cunningham to the Texas Legends (D-League).
- Feb. 21: Acquired Anthony Morrow from Atlanta in exchange for Dahntay Jones.
- Mar. 9: Waived Dominique Jones.
- 13: Signed free agent Chris Wright to a 10-day contract.
- 25: Signed free agent Justin Dentmon to a 10-day contract.
- 30: Recalled Jared Cunningham from the Texas Legends (D-League).
- Apr. 3: Signed free agent Josh Akognon to a 10-day contract.
- 13: Signed free agent Josh Akognon.

**2011-2012**

- June 23: Acquired Rudy Fernandez along with the rights to Petteri Koponen from Portland in a deal that sent the draft rights to Jordan Hamilton (26th overall pick) and Andre Miller to Denver, and additionally, sent the draft rights to Tanguy Ngombo (57th overall selection) and Raymond Felton to Portland.
- Dec. 9: Signed free agent Brandan Wright.
- 10: Acquired Andy Rautins from New York along with a protected 2012 second-round draft pick from Washington...In exchange, New York received Tyson Chandler, the draft rights to Ahmad Nivins and Giorgos Printezis from Dallas, while Washington received Ronny Turiaf, a 2013 second-round pick and cash considerations from New York and a 2012 second-round pick from Dallas.
- 11: Acquired Lamar Odom, a 2012 second-round draft pick and other second-round considerations in 2013 from the Los Angeles Lakers in exchange for a protected first-round draft pick. Signed free agent Drew Neitzel.
- 12: Signed free agent Vince Carter. Re-signed Brian Cardinal.
- 13: Traded Rudy Fernandez and Corey Brewer to Denver for a 2016 second-round pick. Signed free agent Delonte West.
- 14: Signed free agent Jerome Randle.
- 15: Waived Andy Rautins.
- 21: Signed free agent Sean Williams.



- 22: Waived Jerome Randle and Drew Neitzel.
- Jan. 6: Signed free agent Yi Jianlian.
- Mar. 22: Waived Sean Williams.
- 23: Signed free agent Kelenna Azubuike.

**2010-2011**

- June 24: Acquired the rights to 25th overall pick Dominique Jones from Memphis in exchange for cash considerations. Traded the draft rights of 50th overall pick Solomon Alabi to Toronto for a 2013 second-round pick and cash considerations.
- July 9: Re-signed free agent Brendan Haywood.
- 13: Acquired Tyson Chandler and Alexis Ajinca from the Charlotte Bobcats in exchange for Erick Dampier, Eduardo Najera, Matt Carroll and cash considerations. Signed first-round pick Dominique Jones. Signed free agent Ian Mahinmi.
- 19: Re-signed Dirk Nowitzki.
- Aug. 18: Re-signed Tim Thomas
- Sept. 23: Signed free agent Steve Novak
- 27: Signed Brian Cardinal, Dee Brown and Adam Haluska to training camp contracts.
- 30: Waived Tim Thomas
- Oct. 21: Waived Dee Brown and Adam Haluska
- Nov. 30: Assigned Dominique Jones and Rodrigue Beaubois to the Texas Legends of the NBA Development League
- Jan. 2: Recalled Dominique Jones from the Texas Legends (D-League).
- 4: Recalled Rodrigue Beaubois from the Texas Legends (D-League).
- 5: Waived Steve Novak.
- 10: Signed free agent Sasha Pavlovic to a 10-day contract.
- 20: Re-signed free agent Sasha Pavlovic to a second 10-day contract.
- 24: Acquired the draft rights to Georgios Printezis from Toronto in exchange for Alexis Ajinca, a second-round draft pick and cash considerations. Signed free agent Peja Stojakovic.
- Mar. 3: Signed free agent Corey Brewer.
- June 23: Acquired Rudy Fernandez along with the rights to Petteri Koponen from Portland in a deal that sent the draft rights to Jordan Hamilton (26th overall selection) and Andre Miller to Denver and additionally, sent the draft rights to Tanguy N'Gombo (57th overall pick) and Raymond Felton to Portland.

**2009-2010**

- June 24: Acquired from Portland the 24th and 56th overall selections of the 2009 NBA Draft and the lesser of Portland's two second-round picks in the 2010 NBA Draft for the 22nd overall pick of the 2009 NBA Draft.
- 25: Acquired draft rights to Rodrigue Beaubois (25th overall pick) and a second-round pick from Oklahoma City in exchange for BJ Mullens (24th overall pick). Drafted Ahmad Nivins with the 56th overall pick in the second-round of the NBA Draft. Acquired draft rights to Nick Calathes (45th overall pick) from Minnesota in exchange for a 2010 second-round pick (formerly acquired from Portland).
- July 7: Signed first-round pick Rodrigue Beaubois.
- 8: Signed free agent Quinton Ross.
- 9: Acquired Shawn Marion, Kris Humphries, Nathan Jawai and cash considerations from Toronto for Antoine Wright and Devean George in a deal that also sent Greg Buckner to Dallas from Memphis in exchange for Jerry Stackhouse and cash considerations, a second-round pick and cash considerations from Toronto to Memphis, and Hedo Turkoglu from Orlando to Toronto for cash considerations from Dallas and Toronto.
- 11: Re-signed free agent Jason Kidd.
- 28: Signed free agent Tim Thomas.
- 30: Signed free agent Drew Gooden.
- Sept. 14: Re-signed James Singleton. Waived Greg Buckner.
- 28: Signed free agent Jake Voskuhl.
- Oct. 20: Acquired a conditional second-round pick from Minnesota in exchange for Nathan Jawai.
- 22: Waived Jake Voskuhl.
- Jan. 11: Acquired Eduardo Najera from NJ in exchange for Kris Humphries and Shawne Williams.
- Feb. 13: Acquired Caron Butler, DeShawn Stevenson, Brendan Haywood, cash from WAS for Josh Howard, Drew Gooden, James Singleton and Quinton Ross.
- 24: Signed Von Wafer to 10-day contract.



June	24:	Acquired the rights to 25th overall pick Dominique Jones from Memphis in exchange for cash considerations. Traded the draft rights of 50th overall pick Solomon Alabi to Toronto for a 2013 second-round pick and cash considerations.
July	9:	Re-signed Brendan Haywood.
	13:	Acquired Tyson Chandler and Alexis Ajinca from the Charlotte Bobcats in exchange for Erick Dampier, Eduardo Najera, Matt Carroll and cash considerations. Signed first-round pick Dominique Jones. Signed free agent Ian Mahinmi.
	19:	Re-signed Dirk Nowitzki.
August	18:	Re-signed Tim Thomas.

**2008-2009**

Apr.	30:	Relieved Avery Johnson of head coaching duties.
May	9:	Announced Rick Carlisle as head coach.
June	26:	Drafted Shan Foster with the 51st overall pick in the second-round of the NBA Draft.
July	2:	Signed free agent Gerald Green.
	9:	Re-signed Jose Juan Barea. Signed free agent DeSagana Diop.
	11:	Re-signed Antoine Wright. Signed free agents Keith McLeod and James Singleton.
Aug.	20:	Re-signed Devean George.
Sept.	2:	Named Terry Stotts, Dwane Casey, Mario Elie and Tom Sterner assistant coaches.
	30:	Signed Reyshawn Terry, Charles Rhodes and JaJuan Smith to training camp contracts.
Oct.	2:	Named Paul Westphal Executive Vice President of Basketball Operations.
	10:	Acquired Shawne Williams from Indiana in exchange for Eddie Jones and two second-round picks.
	20:	Waived Charles Rhodes.
	22:	Waived Cheyne Gadson, JaJuan Smith and Reyshawn Terry.
	23:	Waived Keith McLeod.
	28:	Exercised contract option on Shawne Williams.
Jan.	16:	Acquired Matt Carroll and Ryan Hollins from Charlotte in exchange for DeSagana Diop.

**2007-2008**

June	28:	Drafted Nick Fazekas with the 34th overall pick and Renaldas Seibutis with the 50th overall pick in the second-round of the NBA Draft. Acquired draft rights to Reyshawn Terry (44th overall pick) from Orlando for the draft rights to Milovan Rakovic (60th overall pick).
July	12:	Re-signed Devean George.
	13:	Re-signed Jerry Stackhouse.
	26:	Signed second-round pick Nick Fazekas. Signed free agent Brandon Bass.
Aug.	6:	Signed free agent Eddie Jones.
	31:	Waived Pops Mensah-Bonsu.
Sept.	12:	Extended the contract of Devin Harris.
	28:	Acquired Trenton Hassell from Minnesota for Greg Buckner.
Oct.	1:	Signed free agents Darvin Ham, Jared Newson and Jamal Sampson.
	22:	Waived Jamal Sampson.
	24:	Waived Darvin Ham and Jared Newson.
	30:	Waived D.J. Mbenga.
Nov.	1:	Signed free agent Juwan Howard.
	20:	Assigned Nick Fazekas to D-League's Tulsa 66ers.
Dec.	17:	Assigned Maurice Ager to D-League's Tulsa 66ers.
Jan.	6:	Recalled Maurice Ager from D-League.
Feb.	10:	Assigned Maurice Ager to D-League's Tulsa 66ers.
	13:	Recalled Nick Fazekas from D-League.
	19:	Acquired Jason Kidd, Malik Allen and Antoine Wright from New Jersey for Devin Harris, Trenton Hassell, Keith Van Horn, Maurice Ager, DeSagana Diop and two first-round draft picks. Waived Nick Fazekas.
	26:	Signed free agent Jamaal Magloire.
Mar.	4:	Signed free agent Tyronn Lue.

**2006-2007**

June	28:	Drafted Maurice Ager with the 28th overall pick in the first-round of the NBA Draft and J.R. Pinnock in the second-round (58th pick). Acquired future second-round pick from L.A. Lakers for Pinnock's draft rights.
July	12:	Acquired Austin Croshere from Indiana for Marquis Daniels.
	13:	Signed free agent Greg Buckner. Re-signed D.J. Mbenga.
	24:	Acquired Anthony Johnson from Indiana for Darrell Armstrong, Rawle Marshall and Josh Powell.
	25:	Re-signed Jason Terry.
Aug.	2:	Signed free agent Devean George.
	3:	Signed rookie free agent Pops Mensah-Bonsu.
	4:	Waived Pavel Podkolzin.
	17:	Signed free agent Ndudi Ebi and rookie free agents Jose Barea, Pat Carroll and Darius Washington.
Sep.	26:	Extended the contract of Dirk Nowitzki.
Oct.	15:	Waived Pat Carroll.
	20:	Waived Darius Washington.
	26:	Waived Ndubi Ebi.
	28:	Extended the contract of Josh Howard.
Feb.	22:	Acquired a 2007 second-round pick from Atlanta for Anthony Johnson.
Apr.	2:	Signed Kevin Willis to a 10-day contract.
	12:	Signed Kevin Willis for the remainder of the season.

**2005-2006**

Aug.	2:	Signed rookie free agent Josh Powell.
	5:	Signed rookie free agent Rawle Marshall.
	15:	Waived Michael Finley. Re-signed Darrell Armstrong.
	19:	Signed free agents Doug Christie and DeSagana Diop.
Sep.	3:	Signed free agents Kaniel Dickens, Erick Strickland and Samo Udrih.
	10:	Waived Samo Udrih.
	18:	Waived Shawn Bradley.
	22:	Waived Erick Strickland.
	26:	Waived Kaniel Dickens.
	28:	Waived Tariq Abdul-Wahad.
Nov.	25:	Waived Doug Christie.
	28:	Signed free agent Adrian Griffin.

**2004-2005**

June	24:	Acquired Christian Laettner, Jerry Stackhouse and the draft rights to Devin Harris from Washington for Antawn Jamison and cash considerations. Acquired draft rights to Pavel Podkolzin from Utah for a future first-round draft choice. Drafted Vassilis Spanoulis with the 50th overall selection in the NBA Draft and traded his rights to the Houston Rockets for the draft rights to Luis Flores.
July	2:	Signed first-round pick Devin Harris.
	14:	Re-signed Marquis Daniels. Signed free agent D.J. Mbenga.
	26:	Acquired Calvin Booth from Seattle for Danny Fortson.
	29:	Signed rookie Pavel Podkolzin.
Aug.	4:	Acquired Alan Henderson, Jason Terry and a future first-round pick from Atlanta for Tony Delk and Antoine Walker.
Aug.	24:	Acquired Erick Dampier, Dan Dickau, Evan Eschmeyer and the draft rights to Steve Logan from Golden State for Christian Laettner, Eduardo Najera, two first-round draft picks, the draft rights to both Luis Flores and Mladen Sekularac and cash considerations.
Sept.	1:	Waived Jon Stefansson.
Sept.	30:	Signed free agent Avery Johnson.
Oct.	4:	Signed free agent Derek Hood.
	20:	Signed free agent Jason Sasser.
Oct.	23:	Evan Eschmeyer announced his retirement.
	24:	Signed free agent Felipe Lopez.



	28:	Avery Johnson announced his retirement.
	29:	Waived Derek Hood, Felipe Lopez and Jason Sasser.
Dec.	3:	Acquired Darrell Armstrong from New Orleans for Dan Dickau and a second-round pick.
Feb.	24	Acquired Keith Van Horn from Milwaukee for Calvin Booth, Alan Henderson and cash considerations.
Mar.	1:	Signed free agent Alan Henderson.
	19:	Don Nelson resigned to assume a consultant role and Avery Johnson is named head coach.
Apr.	11:	Suspended Jerry Stackhouse one game for conduct detrimental to the team.

**2003-2004**

June	26:	Drafted Josh Howard with the 29th overall selection and Xue Yuyang with the 57th overall selection of the NBA Draft. Acquired a 2004 second-round pick from Denver for the rights to Xue Yuyang.
July	3:	Signed first-round pick Josh Howard.
	29:	Signed rookie free agent Marquis Daniels.
Aug.	18:	Acquired Danny Fortson, Antawn Jamison, Chris Mills and Jiri Welsch from Golden State for Evan Eschmeyer, Avery Johnson, Popeye Jones, Antoine Rigaudeau and Nick Van Exel.
	22:	Signed free agent Travis Best.
Sep.	4:	Signed free agent Jon Stefansson.
	9:	Signed free agents Josh Powell and Rod Gregoire.
Oct.	3:	Waived Rod Gregoire.
	20:	Waived Josh Powell. Acquired Tony Delk and Antoine Walker from Boston for Raef LaFrentz, Chris Mills, Jiri Welsch and a 2004 first-round draft pick.
Jan.	6:	Signed Mamadou N'Diaye to a 10-day contract.
	16:	Signed Mamadou N'Diaye to a second 10-day contract.
	30:	Obtained Scott Williams on a waiver claim.

**2002-2003**

June	24:	Waived Danny Manning.
	26:	Drafted Mladen Sekularac with the 55th overall selection in the NBA Draft.
July	1:	Named Donn Nelson president of basketball operations.
	30:	Re-signed Raef LaFrentz.
Sept.	20:	Signed free agent Popeye Jones.
	28:	Re-signed Eduardo Najera.
	30:	Signed free agents Raja Bell, Kipp Christianson, Adam Harrington and Derek Hood.
Oct.	18:	Signed Walt Williams.
	25:	Waived Derek Hood.
Nov.	16:	Signed Mark Strickland.
	28:	Waived Mark Strickland.
Jan.	7:	Waived Adam Harrington.
	17:	Signed Antoine Rigaudeau.

**2001-2002**

June	27:	Drafted Kyle Hill with the 44th overall selection and Kenny Satterfield with the 54th overall selection in the NBA Draft.
July	23:	Re-signed Michael Finley to a seven-year contract.
	27:	Signed free agent Adrian Griffin.
Aug.	2:	Signed free agents Danny Manning, Khalid El-Amin and Darrick Martin.
	8:	Re-signed Shawn Bradley and signed free agent Evan Eschmeyer to an offer sheet.
	10:	Traded Howard Easley to New York for Muggsy Bogues as part of a three-team trade that also included Dallas trading the draft rights to second-round pick Kyle Hill to Houston.
	23:	Acquired Tim Hardaway from Miami for a second-round draft pick.
	25:	Signed free agent Evan Eschmeyer.
Sept.	25:	Acquired second-round draft pick or future considerations from Denver for Kenny Satterfield.
Oct.	1:	Signed free agents Ruben Wolowyski and Chris Robinson.
	8:	Waived Chris Robinson.





- 29: Waived Khalid El-Amin and Muggsy Bogues.
- Nov. 20: Waived Darrick Martin. Signed free agent Omar Cook.
- 27: Signed free agent Johnny Newman and waived Ruben Wolkowyski.
- Dec. 28: Requested waivers on Omar Cook.
- Jan. 12: Signed free agent Charlie Bell to a 10-day contract.
- 15: Signed Charlie Bell for the remainder of the season.
- Feb. 21: Acquired Tariq Abdul-Wahad, Avery Johnson, Raef LaFrentz and Nick Van Exel from Denver for Tim Hardaway, Donnell Harvey, Juwan Howard and a 2002 first-round draft choice. Waived Charlie Bell.

**2000-2001**

- June 28: Drafted Etan Thomas with the 12th overall selection in the NBA Draft. Acquired the draft rights to Courtney Alexander (13th overall) from Orlando for cash and Dallas' first-round pick in the 2001 NBA Draft. Acquired the draft rights to Donnell Harvey (22nd overall) and John Wallace from New York for Erick Strickland and the draft rights to Pete Mickeal (58th overall). Acquired Eric Murdock from L.A. Clippers for Sean Rooks.
- July 6: Signed Courtney Alexander to a three-year contract.
- 7: Signed Etan Thomas to a three-year contract. Signed Eduardo Najera to a two-year contract.
- Aug. 1: Re-signed Hubert Davis to a four-year contract. Re-signed Gary Trent to a one-year contract.
- 5: Re-signed Greg Buckner to a two-year contract.
- 16: Acquired Howard Eisley from Utah, Bill Curley from Golden State and Dana Barros from Boston as part of a four-team trade for Bruno Sundov (to Utah), Robert Pack, John "Hot Rod" Williams and cash (to Boston).
- 29: Acquired Christian Laettner and Terry Mills from Detroit for Cedric Ceballos, John Wallace, Eric Murdock and cash.
- Oct. 12: Claimed John Celestand off waivers.
- 16: Exercised option for a fourth year on Dirk Nowitzki.
- 17: Acquired Loy Vaught from Detroit for Dana Barros and Ansu Sesay.
- 21: Waived Mike Jones, Ace Custis and Jamal Kendrick.
- 27: Waived John Celestand.
- Nov. 28: Signed Mark Bryant. Waived Bill Curley.
- Feb. 22: Acquired Calvin Booth, Obinna Ekezie and Juwan Howard from Washington for Courtney Alexander, Hubert Davis, Christian Laettner, Etan Thomas and Loy Vaught.
- 28: Signed Vernon Maxwell for the remainder of the season.
- April 4: Signed Wang Zhizhi to a two-year contract.

**1999-2000**

- June 30: Acquired draft rights to Leon Smith (29th overall) from San Antonio for the draft rights to Gordan Giricek (40th overall) and a second-round pick in the 2000 draft. Drafted Wang Zhizhi with 36th overall selection.
- Aug. 5: Signed free agent Greg Buckner to a one-year contract.
- 27: Signed free agent Gary Trent to a one-year contract with a one-year player option. Signed free agent Cedric Ceballos to a two-year contract.
- Sept. 1: Acquired Sean Rooks and a second-round draft pick in 2000 from L.A. Lakers for A.C. Green.
- 29: Acquired a 2000 second-round pick from Chicago for Chris Anstey.
- Oct. 4: Signed free agents Jason Sasser, Zendon Hamilton, Kevin Ollie, Anthony "Pig" Miller and Ben Davis.
- 7: Signed free agent Kebu Stewart.
- 8: Waived Anthony "Pig" Miller.
- 15: Waived Zendon Hamilton and Ben Davis.
- 23: Signed free agent Charles Shackleford.
- 26: Signed free agent Ira Bowman. Waived Charles Shackleford.
- 29: Waived Kevin Ollie and Jason Sasser.
- Nov. 1: Signed free agent Randell Jackson. Waived Ira Bowman and Greg Buckner.
- 3: Signed draft pick Leon Smith to a three-year contract.
- 4: Signed free agent Rick Hughes. Waived Kebu Stewart.
- Dec. 2: Signed free agent Damon Jones.
- 6: Placed Leon Smith on the suspended list.
- 19: Waived Randell Jackson.



Jan.	4:	Announced that owner Ross Perot Jr. has reached an agreement to sell a majority interest in the team to Mark Cuban.
	5:	Waived Rick Hughes and Damon Jones.
	6:	Signed free agent Greg Buckner to a 10-day contract.
	8:	Signed Damon Jones to a 10-day contract.
	16:	Signed Greg Buckner to a second 10-day contract.
	18:	Signed Damon Jones to a second 10-day contract.
	26:	Signed Greg Buckner for the remainder of the season.
	28:	Signed Damon Jones for the remainder of the season.
Feb.	3:	Signed free agent Dennis Rodman.
	4:	Waived Leon Smith.
March	8:	Waived Dennis Rodman.
April	10:	Signed free agent Rodrick Rhodes.
	11:	Mark Cuban is approved by the NBA Board of Governors as the team's new majority owner.

**1998-1999**

June	24:	Acquired Dirk Nowitzki (9th overall pick) and Pat Garrity (19th overall) from Milwaukee for the draft rights to Robert Traylor (6th overall) in the 1998 NBA Draft. Acquired Steve Nash from Phoenix for the draft rights to Pat Garrity, Martin Mürsepp, Bubba Wells and Dallas' 1999 first-round draft pick. Drafted Ansu Sesay with the 30th overall selection, Bruno Sundov with the 35th overall selection and Greg Buckner with the 53rd overall selection.
Jan.	21:	Signed first-round pick Dirk Nowitzki to a three-year contract, with a team option for a fourth year. Signed second-round picks Ansu Sesay and Greg Buckner, and free agent Ace Custis to one-year contracts.
	22:	Signed free agent John "Hot Rod" Williams to a three-year contract.
	25:	Signed Steve Nash to a six-year contract extension, effective at the conclusion of the 1998-99 season. Signed free agent Gary Trent to a one-year contract.
Jan.	27:	Signed free agent Cedric Ceballos to a one-year contract.
Feb.	2:	Waived Greg Buckner.
	18:	Waived Khalid Reeves.
March	29:	Signed second-round pick Bruno Sundov to a two-year contract.

**1997-1998**

June	1:	Sasha Danilovic exercised the early termination option of his contract, forgoing the final two years.
	25:	Acquired the draft rights to Chris Anstey (18th overall pick) and cash from Portland for draft rights to Kelvin Cato (15th overall pick) in the 1997 NBA Draft. Drafted Bubba Wells with the 35th overall selection.
Aug.	18:	Signed free agent Erick Strickland to a six-year contract. Renounced rights to Sasha Danilovic.
Sept.	4:	Signed free agent Hubert Davis to a six-year contract.
	24:	Acquired Dennis Scott and \$500,000 (which was given to the Dallas Mavericks Foundation) from Orlando for Derek Harper and Ed O'Bannon.
Oct.	1:	Signed Michael Finley to a five-year contract extension.
	2:	Signed second-round draft pick Bubba Wells to a two-year contract. Signed free agent Ace Custis to a one-year contract.
	7:	Signed free agent Kevin Ollie to a one-year contract.
	21:	Signed free agent Adrian Caldwell to a one-year contract.
Nov.	3:	Waived Adrian Caldwell. Signed first-round pick Chris Anstey to a three-year contract.
Dec.	4:	Dismissed head coach Jim Clemons and assistants Butch Beard and Sonny Allen. General Manager Don Nelson assumed coaching duties.
	17:	Waived Kevin Ollie. Signed free agent Eric Riley to a one-year contract.
Feb.	18:	Acquired Cedric Ceballos from Phoenix for Dennis Scott.
March	27:	Signed free agent Shawn Respert to a 10-day contract.
April	8:	Signed free agent Shawn Respert to a second 10-day contract.

**1996-1997**

May	1:	Announced that owner Donald Carter had sold majority interest in the team to Ross Perot Jr. and David McDavid. Announced that head coach Dick Motta would be retained as a consultant.
	31:	Named Jim Cleamons head coach.
June	21:	Acquired Eric Montross and a 1996 first-round choice from Boston for first-round draft choices in 1996 (6th) and 1997.
	29:	Traded Cherokee Parks to Minnesota. In exchange, the Timberwolves agree to remove 2-6 lottery protection of the 1997 Minnesota first-round choice, which Dallas had previously acquired in the Sean Rooks trade (11/2/94).
July	17:	Signed free agent Chris Gatling to a five-year contract. Renounced rights to free agents Scott Brooks, Lucious Harris, Lorenzo Williams and David Wood.
	23:	Acquired Jimmy King and second-round draft choices in either 1997 and 1998 or 1998 and 1999 from Toronto for Popeye Jones and New York's 1997 first-round draft choice.
	26:	Signed free agent Derek Harper to a two-year contract.
Aug.	23:	Signed Samaki Walker to a three-year contract.
Sept.	30:	Signed Shawn Harvey to a one-year contract. Signed free agents Greg Dreiling and Jeff Webster. Signed rookie free agents Herb Jones, Jaime Peterson and Erick Strickland to one-year contracts.
Oct.	4:	Signed free agent Fred Roberts to a one-year contract.
	17:	Signed free agent Oliver Miller to a one-year contract.
Nov.	12:	Activated Samaki Walker (right quadriceps) from the injured list. Placed Erick Strickland (strained left shoulder) on the injured list.
	21:	Suspended Tony Dumas for one game.
Dec.	26:	Acquired Sam Cassell, Michael Finley, A.C. Green and a second-round draft choice in 1997 or 1998 from Phoenix for Jason Kidd, Tony Dumas and Loren Meyer.
Jan.	6:	Waived Erick Strickland.
	28:	Suspended Chris Gatling for one game.
Feb.	7:	Named Don Nelson general manager. Waived Oliver Miller.
	14:	Acquired Kurt Thomas, Sasha Danilovic and Martin Mürsepp from Miami for Jamal Mashburn. Waived Fred Roberts.
	15:	Signed Erick Strickland to a 10-day contract.
	17:	Acquired Shawn Bradley, Robert Pack, Khalid Reeves and Ed O'Bannon from New Jersey for Jim Jackson, Chris Gatling, Sam Cassell, George McCloud and Eric Montross.
	25:	Signed Erick Strickland for the remainder of the season.
March	27:	Signed Jason Sasser to a 10-day contract.
	11:	Signed Jamie Watson to a 10-day contract.
	21:	Signed Jamie Watson to a second 10-day contract. Signed Stevin Smith to a 10-day contract.
	31:	Signed Stevin Smith to a second 10-day contract.
April	15:	Waived Greg Dreiling.
	10:	Signed Stacey King to a 10-day contract.

**1995-1996**

June	24:	Doug Smith claimed by Toronto in the expansion draft.
Sept.	28:	Signed Cherokee Parks to a three-year contract.
Oct.	4:	Signed Loren Meyer to a three-year contract.
	5:	Signed Lorenzo Williams to a one-year contract. Signed George McCloud to a two-year contract.
Nov.	2:	Suspended Roy Tarpley.
Dec.	6:	NBA disqualified Roy Tarpley for violating the terms of his aftercare agreement.
Jan.	10:	Signed Reggie Slater to a 10-day contract.
	20:	Signed Reggie Slater to a second 10-day contract.
Feb.	1:	Signed David Wood to a 10-day contract.
	13:	Signed David Wood to a second 10-day contract.
	19:	Waived Donald Hodge.
	23:	Signed David Wood to a contract for the remainder of the season.

**1994-1995**

May	17:	Named Dick Motta head coach.
June	30:	Announced restricted free agent Randy White would not be tendered a qualifying offer. Exercised the option year in Popeye Jones' contract. Chose not to exercise the option year in Tim Legler's contract.
Sept.	2:	Signed first-round draft pick Jason Kidd to a nine-year contract. Renounced the rights to unrestricted free agents Tony Campbell, Fat Lever and Randy White.
	17:	Signed first-round draft pick Tony Dumas to a four-year contract. Renounced the rights to Greg Dreiling and Tim Legler.
	30:	The NBA announced the reinstatement of Roy Tarpley. Signed Popeye Jones to a three-year contract extension.
Oct.	6:	Signed Roy Tarpley to a six-year contract. Signed Morlon Wiley to a one-year contract with the club holding an option for a second year.
Nov.	1:	Acquired a first-round draft choice in 1996, 1997 or 1998 from Minnesota for Sean Rooks.
Dec.	14:	Suspended Roy Tarpley for one game.
Jan.	30:	Signed George McCloud to a 10-day contract.
Feb.	9:	Signed George McCloud to a second 10-day contract.
	22:	Signed George McCloud to a contract for the rest of the season.
	23:	Acquired Scott Brooks from Houston for Morlon Wiley and a 1995 second-round draft choice.

**1993-1994**

June	30:	Acquired the rights to 1992 second-round pick Popeye Jones from Houston for the draft rights to second-round draft choice Eric Riley.
July	23:	Signed Tim Legler to a one-year contract with the team having an option for a second year.
Aug.	12:	Signed Ron "Popeye" Jones to a one-year contract with the club having an option for a second year.
	30:	Signed Lucious Harris to a three-year contract.
Oct.	7:	Signed unrestricted free agents Morlon Wiley, Greg Dreiling and Darren Morningstar to one-year contracts.
	14:	Signed Jamal Mashburn to an eight-year contract.
Nov.	2:	Waived Morlon Wiley.
	12:	Signed unrestricted free agent Chucky Brown to a one-year contract.
	23:	Waived Chucky Brown.
Dec.	29:	Waived Darren Morningstar.
Jan.	6:	Acquired Tony Campbell and 1997 first-round draft choice from New York for Derek Harper.
Feb.	14:	Signed Lorenzo Williams to a 10-day contract.
	24:	Signed Lorenzo Williams to a second 10-day contract.
March	8:	Signed Lorenzo Williams to a two-year contract.
	31:	Signed Morlon Wiley for the remainder of the season.
May	3:	Dismissed head coach Quinn Buckner.

**1992-1993**

June	24:	Acquired 1995 first-round draft pick from New York for Rolando Blackman.
July	7:	Signed restricted free agent Donald Hodge to a four-year contract.
	23:	Renounced rights to restricted free agent Brian Quinnett.
Aug.	12:	Signed second-round draft choice Sean Rooks to a three-year contract.
	17:	Signed restricted free agent Tracy Moore to a one-year contract.
	24:	Signed unrestricted free agent Dexter Cambridge to a one-year contract with an option for a second year.
Sept.	18:	Traded Rodney McCray to Chicago for Golden State's first-round pick in 1993 and two conditional second-round draft choices.
Oct.	6:	Signed restricted free agent Brian Howard to a one-year contract.
	7:	Signed unrestricted free agents Stephen Bardo, Walter Bond and Walter Palmer to one-year contracts.
	15:	Signed unrestricted free agent Radisav Curcic to a one-year contract.
Jan.	5:	Waived Walter Palmer.
	6:	Waived Stephen Bardo.
	13:	Dismissed Richie Aduvato as head coach. Named Gar Heard interim head coach.
Feb.	4:	Waived Tracy Moore. Signed Lamont Strothers to a 10-day contract.



- 15: Signed Lamont Strothers to a second 10-day contract.
- 16: Signed Morlon Wiley to a 10-day contract.
- 25: Released Lamont Strothers following the expiration of his second 10-day contract.
- 26: Signed Morlon Wiley to a second 10-day contract.
- March 2: Signed Tim Legler to a 10-day contract.
- 4: Signed Quinn Buckner to a five-year contract as head coach, beginning with the 1993-94 season. Signed Jim Jackson to a six-year contract.
- 8: Signed Morlon Wiley to a contract for the rest of the season.
- 12: Signed Tim Legler to a second 10-day contract.
- 22: Signed Tim Legler for the remainder of the season.

**1991-1992**

- May 1: Did not exercise option on the second year of Alex English's contract, making him an unrestricted free agent.
- Aug. 2: Signed unrestricted free agent Brad Davis to a one-year contract.
- 6: Signed unrestricted free agent Terry Davis to a two-year contract.
- Oct. 3: Signed second-round draft choice Mike Iuzzolino to a two-year contract. Signed free agents Jim Grandholm and Joao Vianna.
- 5: Signed second-round draft pick Donald Hodge to a one-year contract.
- 16: NBA permanently dismissed Roy Tarpley under terms of the NBA anti-drug agreement.
- 30: Waived Jim Grandholm.
- Nov. 2: Signed Doug Smith to a four-year contract.
- 12: Waived Joao Vianna.
- Jan. 17: Signed Tracy Moore to a 10-day contract.
- 27: Signed Tracy Moore to a second 10-day contract.
- 29: Suspended James Donaldson without pay for one game for his role in an altercation in practice.
- Feb. 3: Signed Brian Howard to a 10-day contract.
- 6: Signed Tracy Moore to a contract for the remainder of the season.
- 13: Signed Brian Howard to a second 10-day contract.
- 20: Acquired Brian Quinnett from New York for James Donaldson.
- 24: Signed Brian Howard to a contract for the remainder of the season.
- March 22: Signed Tom Garrick to a 10-day contract.
- April 3: Signed Tom Garrick to a second 10-day contract.

**1990-1991**

- June 21: Acquired Fat Lever from Denver for Washington's first-round choice in the 1990 draft and Detroit's first-round choice in 1991.
- 26: Acquired Rodney McCray, Sacramento's 1990 second-round pick and Washington's 1991 second-round draft choice in exchange for Bill Wennington, Indiana's 1990 first-round draft choice and Dallas' 1990 first-round draft choice.
- 27: Renounced the rights to restricted free agent Anthony Jones.
- July 19: Signed restricted free agent Bob McCann to a two-year contract.
- Aug. 15: Signed unrestricted free agent Alex English to a one-year contract.
- Oct. 1: Signed unrestricted free agents Kelvin Upshaw, John Shasky and Jim Grandholm.
- 4: Signed restricted free agent Steve Alford to a one-year contract.
- 18: Waived Jim Grandholm.
- 27: Waived Bob McCann and Kelvin Upshaw.
- Nov. 11: Signed rookie free agent Jim Grandholm to a one-year contract.
- 12: Signed free agent Kelvin Upshaw to a one-year contract.
- Dec. 24: Waived Kelvin Upshaw.
- 29: Signed Kelvin Upshaw to a 10-day contract.
- Jan. 5: Signed Howard Wright to a 10-day contract.
- 9: Signed Kelvin Upshaw to a second 10-day contract.
- 15: Signed Howard Wright to a second 10-day contract.
- 18: Coach Richie Aduabato suspended for one game and fined \$1,500 by the NBA for his conduct following the 100-94 loss at



- San Antonio on Jan. 16.
- 19: Signed Kelvin Upshaw to a contract for the remainder of the season.
- 23: Released Howard Wright from his second 10-day contract.
- April 5: Roy Tarpley suspended by NBA drug counselors indefinitely without pay.

**1989-1990**

- June 15: Morlon Wiley claimed by Orlando in the expansion draft.
- July 5: Signed restricted free agent Anthony Jones to a one-year contract.
- Aug. 9: Signed unrestricted free agent Brad Davis to a two-year contract.
- 23: Signed first-round draft choice Randy White to a five-year contract.
- 31: Signed Roy Tarpley to a three-year contract extension.
- Oct. 5: Signed unrestricted veteran free agent Steve Alford to a one-year contract.
- 6: Signed restricted free agent Bill Wennington to a two-year contract.
- 12: Signed restricted free agent Sam Perkins to a one-year contract.
- 26: Acquired a second-round draft choice in 1993 from Milwaukee for the rights to unsigned second-round draft choice Pat Durham.
- Nov. 16: Roy Tarpley suspended indefinitely by the ASAP Family Treatment Program for violating his aftercare program.
- 29: Relieved head coach John MacLeod of his duties.
- Dec. 4: Named Richie Adubato head coach for the remainder of the season.
- 14: Signed unrestricted free agent Micheal Williams to a one-year contract.
- 26: Waived Michael Williams.
- Jan. 6: Signed unrestricted free agent Kelvin Upshaw to a 10-day contract.
- 16: Signed Kelvin Upshaw to a second 10-day contract.
- 20: Adrian Dantley signed an amendment to his contract, in effect making Dantley an unrestricted free agent at the end of the season. Dantley had been under contract through 1990-91.
- 22: Released Kelvin Upshaw from the final four days of his second 10-day contract to allow Upshaw to pursue an opportunity in Europe. Roy Tarpley was removed from the suspended list by the ASAP Family Treatment Program.
- Feb. 12: Signed unrestricted free agent Bob McCann to a 10-day contract.
- 22: Signed Bob McCann to a second 10-day contract.
- March 7: Signed Bob McCann to a contract for the remainder of the season.
- April 6: Suspended Roy Tarpley for two games for missing practice without notification.
- 9: Signed free agent Mark Wade to a 10-day contract.
- 17: Released Mark Wade from his 10-day contract.
- 22: Named Richie Adubato permanent head coach.
- May 2: Waived Adrian Dantley per 1/20/90 contract amendment.

**1988-1989**

- June 23: Sent the 1988 first-round draft choice (20th overall) to Miami. In exchange, Miami agreed to select Arvid Kramer, who was on Dallas' suspended list, in the expansion draft, bypassing Steve Alford, Uwe Blab and Bill Wennington.
- 28: Signed unrestricted free agent Brad Davis to a one-year contract.
- Nov. 1: Signed unrestricted free agent Terry Tyler to a one-year contract.
- 3: Waived Jim Farmer.
- Dec. 13: Waived Steve Alford.
- Jan. 5: Roy Tarpley was suspended by NBA drug counselors indefinitely without pay.
- 22: Signed Anthony Jones to a 10-day contract.
- Feb. 1: Signed Anthony Jones to a second 10-day contract.
- 13: Signed Anthony Jones to a contract for the remainder of the season.
- 15: Adrian Dantley and Detroit's first-round draft choice in 1991 from Detroit for Mark Aguirre.
- 21: Acquired Herb Williams from Indiana for Detlef Schrempf and a second-round draft choice in 1990 or 1991. Indiana received Dallas' second-round draft choice in the same year the Pacers give Dallas the first-round pick to complete the Garnett/Stansbury trade of October 1984.
- April 8: Signed Rolando Blackman and Derek Harper.
- 12: Activated Roy Tarpley from the suspended list.

**1987-1988**

June	4:	Named John MacLeod head coach.
	17:	Signed free agent Dennis Nutt to a one-year contract.
Oct.	1:	Signed first-round draft choice Jim Farmer to a two-year contract.
	9:	Signed second-round draft choice Steve Alford to a two-year contract.
	30:	Waived Dennis Nutt.
Nov.	17:	Waived Al Wood.

**1986-1987**

June	17:	Acquired a second-round choice in 1989 and future considerations from Cleveland for second-round draft choice Mark Price.
	19:	Waived right of first refusal on free agent Harold Keeling.
July	23:	Acquired Al Wood from Seattle for Dale Ellis.
Sept.	3:	Acquired a first-round draft choice in 1990 from Washington for Jay Vincent.
Oct.	2:	Signed Roy Tarpley to a five-year contract.
	16:	Signed Brad Davis to a one-year contract extension.
	27:	Waived Anthony Welch and Dennis Nutt.
Dec.	22:	Waived Myron Jackson.
	31:	Signed Dennis Nutt.
Jan.	26:	Signed Derek Harper to a nine-year contract extension.
March	14:	Signed James Donaldson to a five-year contract extension.
April	7:	The NBA suspended coach Dick Motta for one game for his public statements regarding the Houston Rockets.

**1985-1986**

May	1:	Traded Denver's first-round pick in 1985 to Boston for the Celtics' first-round pick in 1985 and the second-round pick in 1988.
	8:	Waived Tom Sluby.
	20:	Head coach Dick Motta announced his retirement.
June	26:	Signed free agent Wallace Bryant to a two-year contract.
July	19:	Signed Uwe Blab to a four-year contract.
Sept.	11:	Signed Bill Wennington to a four-year contract.
	24:	Signed Detlef Schrempf to a four-year contract.
Nov.	25:	Acquired James Donaldson from L.A. Clippers for Kurt Nimphius.
	26:	Waived Wallace Bryant.
Dec.	1:	Signed Jay Vincent to a six-year contract extension (begins in 1987-88).
	21:	Suspended Mark Aguirre.
	23:	Reinstated Mark Aguirre.
Jan.	3:	Signed rookie Harold Keeling to a 10-day contract.
	13:	Signed Harold Keeling to a second 10-day contract.
	23:	Signed Harold Keeling to a contract for the remainder of the year.

**1984-1985**

July	12:	New York signed free agent Pat Cummings. Dallas received New York's 1985 third round draft choice and 1986 second-round draft choice in exchange for not exercising right of first refusal.
Aug.	23:	Denver signed free agent Elston Turner. Dallas received Howard Carter in exchange for not exercising right of first refusal.
Sept.	14:	Acquired Wallace Bryant from Chicago for a second-round pick in 1986.
	27:	Signed Kurt Nimphius to a three-year contract.
Oct.	8:	Signed Terence Stansbury to a four-year contract.
	9:	Signed Sam Perkins to a five-year contract.
	22:	Acquired a 1990 first-round draft choice from Indiana for Bill Garnett and Terence Stansbury. If that choice is in the top seven selections, Dallas instead receives Indiana's 1991 first-rounder.



23: Waived Mark West.  
Dec. 17: Waived Howard Carter.

**1983-1984**

June 29: Traded second-round draft choice Dirk Minniefield for a second-round choice in 1986 and the option to switch 1987 second-round choices with New Jersey.  
Aug. 1: Signed first-round draft choice Derek Harper and second-round draft choice Mark West.  
12: Acquired New Jersey's 1985 first-round draft choice, New York's 1984 second-round draft choice and Fouts Walker from New Jersey for Kelvin Ransey.  
Sept. 26: Signed first-round draft choice Dale Ellis to a five-year contract.  
Oct. 11: Waived Fouts Walker.  
Feb. 20: Signed Roger Phegley to a 10-day contract.  
March 1: Signed Roger Phegley to a second 10-day contract.  
10: Signed Roger Phegley to a contract for the remainder of the season.

**1982-1983**

June 28: Acquired Kelvin Ransey from Portland for Wayne Cooper and a 1985 first-round draft choice.  
June 28: Acquired Pat Cummings from Milwaukee for a second-round pick in 1982.  
Aug. 31: Waived Tom LaGarde.  
Sept. 30: Signed first-round draft choice Bill Garnett to a five-year contract.  
Oct. 9: Waived Clarence Kea.  
Dec. 21: Waived Scott Lloyd.  
27: Reinstated Corny Thompson from the injured list.

**1981-1982**

June 10: Signed first-round pick Mark Aguirre to a five-year contract.  
24: Signed first-round pick Rolando Blackman to a five-year contract. Signed second-round pick Jay Vincent to a four-year contract.  
July 24: Placed Stan Pietkiewicz on waivers.  
25: Signed second-round pick Elston Turner to a three-year contract.  
Aug. 20: Acquired Allan Bristow and Wayne Cooper from Utah for Bill Robinzine.  
Oct. 5: Waived Chad Kinch.  
27: Waived Abdul Jeelani.  
Dec. 22: Waived Oliver Mack. Re-signed Clarence Kea.

**1980-1981**

June 9: Acquired a second-round pick in 1981 and future considerations from Phoenix for Wiley Peck. Signed rookie free agent Ralph Drollinger.  
Aug. 6: Signed free agent Jerome Whitehead.  
Sept. 11: Acquired a second-round draft choice in 1983 and future considerations from Utah for Billy McKinney.  
16: Acquired a first-round draft choice in 1984 from Cleveland for Mike Bratz.  
Oct. 3: Waived Bingo Smith and Raymond Townsend.  
8: Waived Clarence Kea, Ken Dancy and Jack Givens.  
30: Acquired Bill Robinzine, Atlanta's first-round draft choice in 1983 (which belonged to Cleveland) and Cleveland's first-round draft choice in 1986 from Cleveland for Richard Washington and Jerome Whitehead.  
Nov. 6: Acquired future considerations from Washington for Austin Carr.  
17: Signed free agent Oliver Mack. Waived Joe Hassett.  
Dec. 1: Waived Darrell Allums.  
2: Waived Terry Duerod. Signed free agent Brad Davis.





- Jan. 10: Acquired Denver's first-round draft picks in 1981 and 1985 for a first-round pick in 1986 and Kiki Vandeweghe.  
2: Signed free agent Monti Davis to a 10-day contract.  
12: Signed free agent Stan Pietkiewicz to a 10-day contract. Waived Monti Davis.  
21: Signed Stan Pietkiewicz to a second 10-day contract.  
28: Signed Stan Pietkiewicz to a contract for the remainder of the season.
- Feb. 7: Acquired Chad Kinch and a first-round draft choice in 1985 for Geoff Huston and a third round draft choice in 1983.  
10: Signed Clarence Kea to a 10-day contract.  
19: Waived Winford Boynes. Signed Clarence Kea to a second 10-day contract.
- March 2: Signed Clarence Kea to a contract for the rest of the season. Ralph Drollinger announced his retirement.  
27: Signed Brad Davis to a multi-year contract.



# MAVS NBA LEADERS

## 1980-81

Jim Spanarkel..... 4th Ft Pct. .887

## 1981-82

Jay Vincent..... 15th Scoring 21.4  
Mark Aguirre..... 7th 3-Pt Fg Pct. .352

## 1982-83

Mark Aguirre..... 6th Scoring 24.4  
Brad Davis..... 8th Fg Pct. .572  
..... 6th Ft Pct. .845  
..... 10th Assists 7.2

## 1983-84

Mark Aguirre..... 2nd Scoring 29.5  
Rolando Blackman..... 13th Scoring 22.4  
Brad Davis..... 10th Assists 6.9

## 1984-85

Mark Aguirre..... 8th Scoring 25.7  
Brad Davis..... 3rd Ft Pct. .888  
..... 3rd 3-Pt Fg Pct. .409  
Dale Ellis..... 5th 3-Pt. Fg Pct. .385

## 1985-86

Mark Aguirre..... 12th Scoring 22.6  
Roland Blackman..... 15th Scoring 21.5  
Dale Ellis..... 8th 3-Pt Fg Pct. .364  
James Donaldson..... 9th Rebounding 9.6  
Brad Davis..... 9th Ft Pct. .868

## 1986-87

Mark Aguirre..... 7th Scoring 25.7  
James Donaldson..... 4th Fg Pct. .586  
Rolando Blackman..... 9th Ft Pct. .884  
Detlef Schrempf..... 2nd 3-Pt Fg Pct. .478  
James Donaldson..... 4th Rebounding 11.9  
Derek Harper..... 7th Steals 2.17

## 1987-88

Mark Aguirre..... 8th Scoring 25.1  
Roy Tarpley..... 7th Rebounding 11.8  
Derek Harper..... 9th (Tie) Steals 2.05

## 1989-90

Derek Harper..... 5th Steals 2.28

## 1991-92

Mike Iuzzolino..... 4th 3-Pt. Fg Pct. .434  
Rolando Blackman..... 4th Ft Pct. .898

## 1994-95

Jamal Mashburn..... 5th Scoring 24.1  
Popeye Jones..... 10th (Tie) Rebounding 10.6  
Jason Kidd..... 10th (Tie) Assists 7.7  
..... 7th Steals 1.91

## 1995-96

Jason Kidd..... 2nd Assists 9.7  
..... 4th (Tie) Steals 2.16

## 1996-97

Shawn Bradley..... 1st Blocked Shots 3.40  
Robert Pack..... 9th Assists 8.4

†

## 1997-98

Michael Finley..... 11th Scoring 21.5  
..... 1st Minutes 41.4  
Shawn Bradle..... 3rd Blocked Shots 3.34  
Hubert Davis..... 4th 3-Pt. Fg Pct. .439

## 1998-99

Michael Finley..... 13th Scoring 20.2  
..... 3rd Minutes 41.0  
Shawn Bradley..... 2nd Blocked Shots 3.24  
Hubert Davis..... 3rd 3-Pt. Fg Pct. .451

## 1999-2000

Michael Finley..... 11th Scoring 22.6  
..... 1st Minutes 42.2  
Hubert Davis..... 1st 3-Pt. Fg Pct. .491  
Shawn Bradley..... 5th Blocked Shots 2.47

## 2000-01

Michael Finley..... 1st Minutes 42.0  
Steve Nash..... 4th Ft Pct. .895  
Shawn Bradley..... 3rd Blocked Shots 2.78

## 2001-02

Dirk Nowitzki..... 8th Scoring 23.4  
..... 8th Rebounding 9.9  
Michael Finley..... 10th Minutes 39.9  
Steve Nash..... 5th 3-Pt. Fg Pct. .455  
..... 5th Ft Pct. .887  
..... 9th Assists 7.7  
Raef LaFrentz..... 2nd Blocks 2.73

## 2002-03

Dirk Nowitzki..... 6th Scoring 25.1  
..... 7th Rebounding 9.9  
..... 7th Ft Pct. .881  
Michael Finley..... 15th (Tie) Ft Pct. .861  
Steve Nash..... 3rd Ft Pct. .909  
..... 6th 3-Pt. Fg Pct. .413  
..... 8th Assists 7.3  
Shawn Bradley..... 9th Blocks 2.10

## 2003-04

Dirk Nowitzki..... 9th Scoring 21.8  
..... 8th (Tie) Ft Pct. .877  
Michael Finley..... 11th (Tie) 3-Pt. Fg Pct. .405  
..... 15th Minutes 38.6  
Steve Nash..... 3rd Assists 8.8  
..... 11th (Tie) 3-Pt. Fg Pct. .405  
..... 2nd Ft Pct. .916  
Antawn Jamison..... 3rd (Tie) Fg Pct. .535

## 2004-05

Dirk Nowitzki..... 4th Scoring 26.1  
..... 9th (Tie) Rebounding 9.7  
..... 12th Ft Pct. 86.9  
..... 10th (Tie) Minutes 38.7  
Josh Howard..... 15th Steals 1.53  
Jason Terry..... 10th 3-Pt. Fg Pct. .420

## 2005-06

Dirk Nowitzki..... 7th Scoring 26.6  
..... 15th (Tie) Rebounding 9.0  
..... 4th Ft Pct. .901  
Jerry Stackhouse..... 7th Ft Pct. .882  
DeSagana Diop..... 14th Blocks 1.80

**2006-07**

Dirk Nowitzki.....	10th (Tie) Scoring	24.6
.....	11th (Tie) Rebounding	8.9
.....	13th 3-Pt. Fg Pct.	.416
.....	2nd (Tie) Ft Pct.	.904
Jason Terry.....	6th 3-Pt. Fg Pct.	.438

**2007-08**

Jason Kidd.....	4th Assists	10.1
.....	11th (Tie) Steals	1.70
Dirk Nowitzki.....	7th Scoring	23.6
.....	10th Ft Pct.	.879
Jerry Stackhouse.....	7th Ft Pct.	.892

**2008-09**

Jason Kidd.....	5th Assists	8.7
.....	3rd Steals	2.0
Dirk Nowitzki.....	4th Scoring	25.9
.....	7th Ft Pct.	.890
.....	13th Minutes	37.7
Jason Terry.....	11th Ft Pct.	.880

**2009-10**

Dirk Nowitzki.....	7th Scoring	25.0
.....	2nd Ft Pct.	.915
.....	15th Minutes	37.5
Jason Kidd.....	5th Assists	9.1
.....	5th Steals	1.81
.....	11th 3Fg Pct.	.425
Jason Terry.....	13th Ft Pct.	.866
Brendan Haywood.....	13th Rebounds	9.3
.....	4th Blocks	2.05
Caron Butler.....	12th Steals	1.57
.....	14th Minutes	37.6

**2010-11**

Dirk Nowitzki.....	10th Scoring	23.0
.....	7th Ft Pct.	.892
Jason Kidd.....	8th Assists	8.2
.....	7th Steals	1.68
Tyson Chandler.....	10th Rebounds	9.4
Peja Stojakovic.....	12th 3Fg Pct.	.419

**2011-12**

Dirk Nowitzki.....	8th Scoring	21.6
.....	3rd Ft Pct.	.896

**2012-13**

Darren Collison.....	9th Ft Pct.	.880
Dirk Nowitzki.....	11th Ft Pct.	.860

**2013-14**

Dirk Nowitzki.....	13th Scoring	21.7
.....	2nd Ft Pct.	.899
Monta Ellis.....	11th Steals	1.72
.....	8th Minutes	36.9
Jose Calderon.....	4th 3Fg Pct.	.449

**2014-15**

Dirk Nowitzki.....	8th Ft Pct.	.882
Tyson Chandler.....	5th Rebounding	11.5
Monta Ellis.....	8th Steals	1.85
Rajon Rondo.....	5th Assists	7.9

**2015-16**

Dirk Nowitzki.....	5th Ft Pct.	.893
Zaza Pachulia.....	14th Rebounding	9.4

Chandler Parsons.....	9th 3Fg Pct.	.414
Deron Williams.....	15th Ft Pct.	.869

**2016-17**

Seth Curry.....	6th 3Fg Pct.	.425
Harrison Barnes.....	12th Minutes	35.5

**2017-18**

Jose Juan Barea.....	12th Assists	6.3
Doug McDermott.....	11th 3Fg Pct.	.426



# MAVS TOP GAMES

## 40 OR MORE POINTS\*

53	Dirk Nowitzki, vs. Houston (OT)	12/2/04
51	Dirk Nowitzki, vs. Golden State	3/23/06
50	Jim Jackson, at Denver (OT)	11/26/94
50	Jamal Mashburn, at Chicago (OT)	11/12/94
49	Mark Aguirre, vs. Philadelphia	1/28/85
47	Josh Howard, vs. Utah	12/8/07
46	Dirk Nowitzki, vs. Oklahoma City	12/13/08
46	Rolando Blackman, vs. Sacramento (OT)	3/12/86
46	Mark Aguirre, vs. Denver (OT)	3/1/85
46	Mark Aguirre, vs. Denver	3/24/84
45	Jamal Mashburn, vs. Washington (OT)	12/8/94
45	Sam Perkins, at Golden State	4/12/90
45	Mark Aguirre, vs. Washington	2/22/85
44	Dirk Nowitzki, vs. Chicago (OT)	2/7/09
44	Dirk Nowitzki, at Denver	1/13/09
44	Jim Jackson, at Washington	2/21/95
44	Mark Aguirre, at Portland	2/6/83
43	Dirk Nowitzki, at Indiana (OT)	1/12/07
43	Dirk Nowitzki, at Seattle	1/27/04
43	Mark Aguirre, at New Jersey	3/24/87
43	Rolando Blackman, vs. Golden State	3/10/84
43	Mark Aguirre, at Indiana	1/25/83
42	Dirk Nowitzki, vs. Detroit	11/23/10
42	Michael Finley, at Detroit	11/27/02
42	Jamal Mashburn, at Houston (2OT)	4/11/95
42	Derek Harper, vs. Portland (3OT)	12/29/89
42	Mark Aguirre, at Phoenix (2OT)	3/3/86
42	Rolando Blackman, at New Jersey	2/17/86
42	Mark Aguirre, vs. Sacramento	11/2/85
42	Mark Aguirre, vs. Phoenix	2/17/84
42	Mark Aguirre, at Portland	2/7/84
42	Mark Aguirre, at L.A. Lakers	12/2/83
42	Mark Aguirre, vs. Golden State	11/14/81
41	Dirk Nowitzki, vs. San Antonio (OT)	11/18/09
41	Dirk Nowitzki, vs. Oklahoma City (OT)	2/27/09
41	Dirk Nowitzki, at Miami	11/11/04
41	Mark Aguirre, at Golden State	1/11/89
41	Mark Aguirre, vs. San Antonio	2/20/87
41	Rolando Blackman, at New York	1/13/87
41	Mark Aguirre, at Golden State	4/2/85
41	Mark Aguirre, vs. Utah	1/11/84
41	Jay Vincent, vs. Kansas City	12/29/81
40	Dirk Nowitzki, vs. Portland (OT)	3/20/16
40	Dirk Nowitzki, vs. New Orleans	1/11/14
40	Dirk Nowitzki, at Utah (3OT)	4/16/12
40	Dirk Nowitzki, vs. Utah	3/3/12
40	O.J. Mayo, at Houston	12/8/12
40	Dirk Nowitzki, at Portland	4/9/10
40	Rodrigue Beaubois, at Golden State	3/27/10

## 40 OR MORE POINTS (CONTINUED)\*

40	Dirk Nowitzki, vs. Utah	11/3/09
40	Dirk Nowitzki, vs. Detroit	2/7/04
40	Dirk Nowitzki, vs. Milwaukee	12/30/02
40	Dirk Nowitzki, at Atlanta	1/15/02
40	Jim Jackson, vs. Boston	12/15/94
40	Mark Aguirre, at Sacramento	2/12/87
40	Mark Aguirre, vs. Golden State	3/1/86
40	Mark Aguirre, at Detroit	2/13/85
40	Mark Aguirre, at San Diego	12/11/83
40	Mark Aguirre, at Golden State (OT)	12/10/83
40	Jay Vincent, at New York	2/16/82

## 20 OR MORE REBOUNDS\*

28	Popeye Jones, vs. Indiana	1/9/96
27	Popeye Jones, vs. L.A. Clippers	4/6/96
27	James Donaldson, vs. Portland (3OT)	12/29/89
26	Erick Dampier, vs. Philadelphia	1/29/05
25	Tyson Chandler, vs. New York (OT)	11/26/14
25	Roy Tarpley, vs. Milwaukee	4/1/90
24	Roy Tarpley, vs. New York	3/22/88
23	DeAndre Jordan, at Golden State	12/22/18
23	DeAndre Jordan, vs. Sacramento	12/16/18
23	DeAndre Jordan, vs. L.A. Clippers	12/2/18
23	Tyson Chandler, vs. Phoenix	4/8/15
23	Dirk Nowitzki, vs. Boston	2/21/02
23	Roy Tarpley, vs. Phoenix	2/22/88
23	Roy Tarpley, vs. Indiana	1/13/88
22	DeAndre Jordan, at L.A. Clippers	12/20/18
22	Dirk Nowitzki, vs. L.A. Lakers	4/3/03
22	Shawn Bradley, vs. Portland	4/7/98
22	Popeye Jones, vs. Denver	12/1/94
22	Roy Tarpley, at Sacramento	11/7/89
22	James Donaldson, vs. New Jersey	3/6/89
22	James Donaldson, vs. Miami	2/16/89
22	James Donaldson, vs. Denver	12/19/86
22	James Donaldson, vs. Denver	12/14/85
21	Zaza Pachulia, at Portland (OT)	12/1/15
21	Dirk Nowitzki, at San Antonio	4/6/02
21	Dirk Nowitzki, vs. Sacramento	2/23/02
21	Dennis Rodman, vs. New Jersey	3/2/00
21	Popeye Jones, at Houston (2OT)	4/11/95
21	Terry Davis, at Detroit	1/13/92
21	James Donaldson, at San Antonio	2/20/89
21	Roy Tarpley, at L.A. Clippers	3/18/88
21	Roy Tarpley, at L.A. Lakers	3/12/88
21	Roy Tarpley, vs. Denver	2/29/88
21	James Donaldson, vs. Houston	3/14/87
21	James Donaldson, at Boston	1/14/87
21	James Donaldson, vs. Denver	4/3/86

## 20 OR MORE REBOUNDS (CONTINUED)\*

20 24 times: DeAndre Jordan (2), Tyson Chandler (1), Dirk Nowitzki (3), Brendan Haywood (1), Erick Dampier (1), Shawn Bradley (1), Samaki Walker (1), Chris Gatling (1), Lorenzo Williams (1), Popeye Jones (4), Roy Tarpley (3), James Donaldson (3), Sam Perkins (1), Pat Cummings (1)

## 16 OR MORE ASSISTS\*

25	Jason Kidd, vs. Utah (2OT)	2/8/96
20	Jason Kidd, vs. Phoenix	4/5/09
19	Steve Nash, vs. Sacramento	4/1/04
18	Jason Kidd, vs. Charlotte	10/27/10
18	Jason Kidd, at Orlando (OT)	12/2/96
18	Jason Kidd, vs. Seattle	12/12/95
18	Derek Harper, vs. Boston	12/29/88
17	Jason Kidd, at Atlanta (OT)	2/26/10
17	Jason Kidd, at Boston	1/18/10
17	Jason Kidd, at Milwaukee (OT)	11/16/09
17	Jason Kidd, vs. Golden State	4/2/08
17	Jason Kidd, at Minnesota	2/24/08
17	Steve Nash, at Utah	11/20/00
17	Jason Kidd, vs. Chicago	11/29/96
17	Jason Kidd, at Golden State	3/13/95
17	Derek Harper, at Cleveland	2/18/90
17	Mark Aguirre, vs. Denver	11/23/88
17	Brad Davis, vs. San Antonio	3/18/86
17	Brad Davis, vs. Cleveland (OT)	3/16/85
16	Deron Williams, vs. Portland (OT)	3/20/16
16	Jason Kidd, vs. Golden State	2/3/10
16	Jason Kidd, vs. Minnesota	12/30/08
16	Steve Nash, at New Jersey	3/21/04
16	Jason Kidd, at Vancouver	3/1/96
16	Jason Kidd, vs. L.A. Clippers	1/30/96
16	Jason Kidd, at Phoenix	1/12/96
16	Jason Kidd, vs. Phoenix	12/27/94
16	Derek Harper, vs. Milwaukee	1/22/92
16	Derek Harper, at Seattle	11/10/87
16	Mark Aguirre, vs. Denver	1/14/83
16	Brad Davis, vs. L.A. Lakers	3/17/81
16	Brad Davis, at Kansas City	2/26/81

\* Regular season games only



# OPPONENT TOP GAMES

## 40 OR MORE POINTS\*

62	Kobe Bryant, at L.A. Lakers	12/20/05
53	Tim Duncan, at San Antonio (OT)	12/26/01
52	Kevin Durant, Oklahoma City at Dallas (OT)	1/18/13
52	Andre Miller, Portland at Dallas (OT)	1/30/10
52	Kobe Bryant, at L.A. Lakers	3/2/08
51	Jamal Crawford, Phoenix	4/9/19
51	Stephen Curry, at Golden State	2/4/15
50	Larry Bird, Boston at Dallas	3/10/86
50	Bernard King, New York at Dallas	2/1/84
50	Adrian Dantley, at Utah	10/31/80
48	Stephen Curry, Golden State	1/13/19
48	Anthony Davis, at New Orleans	12/28/18
48	Tracy McGrady, Houston at Dallas (OT)	12/2/04
48	Adrian Dantley, at Utah	3/18/81
47	Kyrie Irving, Boston at Dallas (OT)	11/20/17
47	Danilo Gallinari, at Denver (2OT)	4/10/15
46	Monta Ellis, Golden State at Dallas	2/3/10
46	LeBron James, at Cleveland	3/29/06
46	Jason Terry, at Atlanta	1/15/02
46	Shaquille O'Neal, at L.A. Lakers	12/5/01
46	Latrell Sprewell, at Golden State	1/21/97
46	Adrian Dantley, Utah at Dallas	1/20/84
45	Russell Westbrook, at Oklahoma City	1/26/17
45	Klay Thompson, at Golden State	1/27/16
45	Tracy McGrady, Houston at Dallas	1/16/07
45	George Gervin, Chicago at Dallas	1/27/86
45	George Gervin, San Antonio at Dallas	11/27/82
45	Purvis Short, Golden State at Dallas	3/12/81
44	Carmelo Anthony, at New York	2/24/14
44	Purvis Short, Golden State at Dallas (OT)	1/11/86
44	Mike Mitchell, at San Antonio	2/28/84
44	Moses Malone, Houston at Dallas (OT)	2/27/82
43	Kevin Durant, Oklahoma City at Dallas (OT)	3/25/14
43	Carmelo Anthony, Denver at Dallas	3/27/09
43	Stephon Marbury, New York at Dallas	3/30/07
43	Kobe Bryant, L.A. Lakers at Dallas	12/12/05
43	Gilbert Arenas, Washington at Dallas	1/18/05
43	Shaquille O'Neal, at L.A. Lakers	4/17/98
43	David Robinson, at San Antonio	1/15/95
43	Shaquille O'Neal, Orlando at Dallas	3/3/94
43	Michael Jordan, Chicago at Dallas	4/7/90
42	LeBron James, Miami at Dallas	2/18/14
42	Damian Lillard, Portland at Dallas	11/4/16
42	Carmelo Anthony, at Denver	2/10/11
42	Chris Paul, New Orleans at Dallas	4/10/09
42	Shaquille O'Neal, Orlando at Dallas	1/18/95
42	David Robinson, at San Antonio (OT)	12/6/94
42	Karl Malone, Utah at Dallas	1/13/90
42	Butch Carter, at Indiana	1/25/83

## 40 OR MORE POINTS (CONTINUED)\*

41	Kemba Walker, at Charlotte	1/10/18
41	Devin Harris, at New Jersey	12/19/08
41	Deron Williams, Utah at Dallas	12/8/07
41	Amaré Stoudemire, Phoenix at Dallas (2OT)	3/14/07
41	Stephon Marbury, at Phoenix	1/17/03
41	Michael Jordan, at Chicago	12/29/97
41	Hakeem Olajuwon, Houston at Dallas	1/3/95
41	Sean Elliott, at San Antonio	12/18/92
41	Michael Jordan, at Chicago	12/12/89
41	Sleepy Floyd, at Golden State	12/6/86
41	Clyde Drexler, Portland at Dallas	3/14/86
41	Kiki Vandeweghe, at Denver	2/8/84
40	Klay Thompson, at Golden State	3/25/16
40	DeMar DeRozan, at Toronto	1/22/14
40	Kevin Durant, at Oklahoma City (OT)	12/27/12
40	Kobe Bryant, L.A. Lakers at Dallas	1/25/08
40	Jason Richardson, Golden State at Dallas	3/23/06
40	Kobe Bryant, at L.A. Lakers	3/4/05
40	Alonzo Mourning, Miami at Dallas	3/12/96
40	Joe Dumars, Detroit at Dallas	2/19/94
40	Johnny Newman, Charlotte at Dallas	1/19/91
40	Dominique Wilkins, at Atlanta	3/29/88
40	Alex English, at Denver	1/31/85
40	Larry Bird, Boston at Dallas	11/27/84
40	Purvis Short, at Golden State	11/15/84
40	George Gervin, San Antonio at Dallas	4/16/83
40	Purvis Short, Golden State at Dallas	12/2/82
40	Alex English, Denver at Dallas	11/13/82
40	Adrian Dantley, at Utah	4/6/82
40	Adrian Dantley, at Utah	1/8/81
40	Moses Malone, Houston at Dallas (OT)	1/2/81

## 21 OR MORE REBOUNDS\*

32	Dennis Rodman, at San Antonio	1/22/94
31	Kevin Willis, Atlanta at Dallas	12/3/91
27	DeAndre Jordan, L.A. Clippers at Dallas	2/9/15
27	Dennis Rodman, at Chicago	12/29/97
26	Al Jefferson, at Utah (3OT)	4/16/12
26	Lorenzen Wright, at Memphis	11/4/01
26	Ervin Johnson, Denver at Dallas	4/19/97
25	Rudy Gobert, Utah at Dallas (OT)	1/20/17
25	Charles Barkley, at Philadelphia	3/30/86
25	Edgar Jones, at San Antonio (2OT)	3/13/84
24	Hassan Whiteside, at Miami	1/30/15
24	Andre Drummond, at Detroit	12/17/14
24	Ben Wallace, at Detroit	11/27/02
24	Danny Fortson, Denver at Dallas	2/25/99
24	Moses Malone, Philly at Dallas (OT)	2/29/82
23	Dwight Howard, Charlotte at Dallas	3/24/18

## 21 OR MORE REBOUNDS (CONTINUED)\*

23	Dwight Howard, at Orlando	12/21/10
23	DeJuan Blair, San Antonio at Dallas	4/14/10
23	Dikembe Mutombo, at Denver	12/5/93
22	DeMarcus Cousins, New Orleans at Dallas	11/3/17
22	Serge Ibaka, at Oklahoma City	2/19/15
22	Reggie Evans, Brooklyn at Dallas	3/20/13
22	Kevin Garnett, Minnesota at Dallas	1/3/04
22	Malik Rose, at San Antonio	11/8/03
22	Shareef Abdur-Rahim, at Vancouver (OT)	2/6/00
22	Dennis Rodman, Chicago at Dallas (OT)	3/12/98
22	Anthony Mason, Charlotte at Dallas	2/25/97
22	Shawn Kemp, Seattle at Dallas	12/12/95
22	Hakeem Olajuwon, at Houston	4/3/91
22	Hakeem Olajuwon, at Houston	3/10/89
22	Robert Parish, at Boston	3/3/89
22	Cliff Robinson, at Cleveland	2/16/83
22	Moses Malone, Houston at Dallas (OT)	3/24/81
21	Karl-Anthony Towns, at Minnesota	4/3/16
21	Anderson Varejao, at Cleveland	1/20/14
21	Anthony Tolliver, at Golden State	3/27/10
21	Dikembe Mutombo, at Atlanta	2/5/01
21	Antawn Jamison, Golden State at Dallas	1/25/00
21	Jayson Williams, at New Jersey	3/17/99
21	Dennis Rodman, at Chicago	3/25/97
21	Loy Vaught, at L.A. Clippers	4/23/95
21	Shaquille O'Neal, at Orlando	3/16/94
21	Dennis Rodman, at Detroit	1/13/92
21	Rony Seikaly, at Miami	11/14/90
21	Kurt Rambis, at Charlotte	12/16/88
21	Bill Laimbeer, Detroit at Dallas	11/15/88
21	Kenny Carr, at Portland	12/14/86
21	Artis Gilmore, at San Antonio	1/11/83
21	Moses Malone, at Houston	2/23/82
21	Moses Malone, at Houston	10/29/80

## 20 OR MORE ASSISTS\*

25	Isiah Thomas, at Detroit	2/13/85
23	Magic Johnson, L.A. Lakers at Dallas	4/20/88
22	Robert Pack, at New Jersey	11/23/96
20	Deron Williams, at Utah	3/3/08
20	Kevin Johnson, at Phoenix	4/3/90
20	John Stockton, Utah at Dallas	4/21/89
20	Gus Williams, at Seattle	12/9/83

\* Regular season games only



# CAREER LEADERS

## POINTS

Dirk Nowitzki.....	31,560
Rolando Blackman.....	16,643
Mark Aguirre.....	13,930
Derek Harper.....	12,597
Michael Finley.....	12,389
Jason Terry.....	9,953
Brad Davis.....	7,623
Sam Perkins.....	6,766
Josh Howard.....	6,614
Jay Vincent.....	6,464

## REBOUNDS

Dirk Nowitzki.....	11,489
James Donaldson.....	4,589
Sam Perkins.....	3,767
Shawn Bradley.....	3,340
Michael Finley.....	3,245
Mark Aguirre.....	3,244
Erick Dampier.....	3,211
Rolando Blackman.....	3,083
Roy Tarpley.....	2,803
Jason Kidd.....	2,755

## OFFENSIVE REBOUNDS

Dirk Nowitzki.....	1,468
James Donaldson.....	1,296
Mark Aguirre.....	1,259
Sam Perkins.....	1,226
Erick Dampier.....	1,224
Shawn Bradley.....	1,063
Rolando Blackman.....	1,001
Roy Tarpley.....	964
Popeye Jones.....	917
Michael Finley.....	824

## DEFENSIVE REBOUNDS

Dirk Nowitzki.....	10,021
James Donaldson.....	3,293
Sam Perkins.....	2,541
Michael Finley.....	2,421
Shawn Bradley.....	2,277
Jason Kidd.....	2,151
Rolando Blackman.....	2,082
Erick Dampier.....	1,987
Mark Aguirre.....	1,985
Roy Tarpley.....	1,839

## ASSISTS

Derek Harper.....	5,111
Brad Davis.....	4,524
Jason Kidd.....	4,211
Dirk Nowitzki.....	3,651
Steve Nash.....	2,919
Rolando Blackman.....	2,748
Jason Terry.....	2,524
Michael Finley.....	2,393
JOSE JUAN BAREA.....	2,329
Mark Aguirre.....	2,163

## FIELD GOALS

Dirk Nowitzki.....	11,169
Rolando Blackman.....	6,487
Mark Aguirre.....	5,441
Derek Harper.....	4,899
Michael Finley.....	4,834
Jason Terry.....	3,719
Brad Davis.....	2,874
Jay Vincent.....	2,580
Sam Perkins.....	2,540
Josh Howard.....	2,506

## FG ATTEMPTS

Dirk Nowitzki.....	23,734
Rolando Blackman.....	13,061
Mark Aguirre.....	11,060
Michael Finley.....	10,830
Derek Harper.....	10,454
Jason Terry.....	8,043
Brad Davis.....	5,630
Josh Howard.....	5,515
Jay Vincent.....	5,356
Sam Perkins.....	5,321

## FG PERCENTAGE

(Minimum 500 Attempts)	
Tyson Chandler.....	.660
Brandon Wright.....	.644
Erick Dampier.....	.591
DWIGHT POWELL.....	.552
James Donaldson.....	.551
Brendan Haywood.....	.550
Antawn Jamison.....	.535
Chris Gatling.....	.533
Brad Davis.....	.510
Chris Kaman.....	.507

## 3-PT FIELD GOALS

Dirk Nowitzki.....	1,982
Jason Terry.....	1,140
Michael Finley.....	870
Jason Kidd.....	778
Derek Harper.....	705
Wesley Matthews.....	616
Steve Nash.....	569
JOSE JUAN BAREA.....	564
Devin Harris.....	430
Vince Carter.....	382

## 3-PT FG ATTEMPTS

Dirk Nowitzki.....	5,210
Jason Terry.....	2,939
Michael Finley.....	2,316
Jason Kidd.....	2,145
Derek Harper.....	2,030
Wesley Matthews.....	1,669
JOSE JUAN BAREA.....	1,591
Steve Nash.....	1,368
Devin Harris.....	1,299
Vince Carter.....	975

## 3-PT FG PERCENTAGE

(Minimum 75 Attempts)	
Doug McDermott.....	.494
Hubert Davis.....	.454
Jose Calderon.....	.449
Richard Jefferson.....	.426
Seth Curry.....	.425
Steve Nash.....	.416
RYAN BROEKHOFF.....	.409
O.J. Mayo.....	.407
Wang Zhizhi.....	.407
Mike Iuzzolino.....	.404

## FREE THROWS

Dirk Nowitzki.....	7,240
Rolando Blackman.....	3,501
Mark Aguirre.....	2,815
Derek Harper.....	2,094
Michael Finley.....	1,851
Sam Perkins.....	1,629
Brad Davis.....	1,605
Jason Terry.....	1,375
Jay Vincent.....	1,303
Josh Howard.....	1,284

## FT ATTEMPTS

Dirk Nowitzki.....	8,239
Rolando Blackman.....	4,166
Mark Aguirre.....	3,793
Derek Harper.....	2,804
Michael Finley.....	2,270
Sam Perkins.....	2,002
Brad Davis.....	1,933
Jay Vincent.....	1,661
Josh Howard.....	1,654
Jason Terry.....	1,623

## FT PERCENTAGE

(Minimum 175 Attempts)	
Steve Nash.....	.898
Darren Collison.....	.880
Dirk Nowitzki.....	.879
Jerry Stackhouse.....	.865
Jim Spanarkel.....	.857
Hubert Davis.....	.856
Deron Williams.....	.855
Jason Terry.....	.847
Brandon Bass.....	.845
Raymond Felton.....	.843
Harrison Barnes.....	.841

## STEALS

Derek Harper.....	1,551
Dirk Nowitzki.....	1,210
Jason Kidd.....	954
Michael Finley.....	748
Jason Terry.....	735
Brad Davis.....	712
Rolando Blackman.....	668
Devin Harris.....	559
Mark Aguirre.....	502
Sam Perkins.....	485

## TURNOVERS

Dirk Nowitzki.....	2,494
Derek Harper.....	1,771
Mark Aguirre.....	1,746
Rolando Blackman.....	1,720
Jason Kidd.....	1,375
Brad Davis.....	1,311
Michael Finley.....	1,206
Jason Terry.....	1,048
Steve Nash.....	1,020
Jim Jackson.....	907

## BLOCKED SHOTS

Dirk Nowitzki.....	1,281
Shawn Bradley.....	1,250
James Donaldson.....	615
Erick Dampier.....	546
Kurt Nimphius.....	475
Sam Perkins.....	444
DeSagana Diop.....	347
Herb Williams.....	346
Roy Tarpley.....	329
Lorenzo Williams.....	311

## FOULS

Dirk Nowitzki.....	3,601
Brad Davis.....	2,040
Derek Harper.....	2,012
Mark Aguirre.....	1,718
Shawn Bradley.....	1,651
Rolando Blackman.....	1,405
Sam Perkins.....	1,393
Devin Harris.....	1,309
Erick Dampier.....	1,277
Jason Terry.....	1,205

## DISQUALIFICATIONS

Shawn Bradley.....	37
Kurt Nimphius.....	26
Mark Aguirre.....	24
Dirk Nowitzki.....	23
Doug Smith.....	21
Brad Davis.....	19
Erick Dampier.....	16
Sam Perkins.....	16
Josh Howard.....	15
Roy Tarpley.....	15
Jay Vincent.....	15
Lorenzo Williams.....	15
Popeye Jones.....	15

## GAMES

Dirk Nowitzki.....	1,522
Brad Davis.....	883
Derek Harper.....	872
Rolando Blackman.....	865
Michael Finley.....	626
Jason Terry.....	619
JOSE JUAN BAREA.....	608
Devin Harris.....	608
Shawn Bradley.....	582
Mark Aguirre.....	566

## STARTS

Dirk Nowitzki.....	1,460
Rolando Blackman.....	781
Derek Harper.....	620
Michael Finley.....	606
Mark Aguirre.....	527
Jason Kidd.....	500
James Donaldson.....	467
Sam Perkins.....	423
Brad Davis.....	422
Steve Nash.....	379

## MINUTES

Dirk Nowitzki.....	51,368
Rolando Blackman.....	29,684
Derek Harper.....	27,985
Michael Finley.....	24,878
Brad Davis.....	21,402
Jason Terry.....	20,219
Mark Aguirre.....	19,154
Jason Kidd.....	17,303
Sam Perkins.....	15,657
James Donaldson.....	15,597

## CURRENT PLAYERS IN CAPS



# HONOR ROLL

## NBA MVP

Dirk Nowitzki - 2006-07

## FINALS MVP

Dirk Nowitzki - 2011

## ALL-STAR SATURDAY

### LONG DISTANCE SHOOTOUT

Dirk Nowitzki – Tied 6th – 2019 (Charlotte)  
Wesley Matthews – 6th – 2017 (New Orleans)  
Dirk Nowitzki – 3rd – 2008 (New Orleans)  
Dirk Nowitzki – 3rd – 2007 (Las Vegas)  
Jason Terry – 6th – 2007 (Las Vegas)  
Dirk Nowitzki – 1st – 2006 (Houston)  
Jason Terry – 4th – 2006 (Houston)  
Steve Nash – 3rd – 2002 (Philadelphia)  
Dirk Nowitzki – 3rd – 2001 (Washington)  
Steve Nash – 5th – 2001 (Washington)  
Dirk Nowitzki – 2nd – 2000 (Oakland)  
Hubert Davis – Tied 6th – 2000 (Oakland)  
Hubert Davis – 2nd – 1998 (New York)  
George McClellan – 3rd – 1996 (San Antonio)  
Derek Harper – Tied 5th – 1989 (Houston)  
Detlef Schrempf – 4th – 1988 (Chicago)  
Detlef Schrempf – 2nd – 1987 (Seattle)  
Dale Ellis – 3rd – 1986 (Dallas)

## SLAM DUNK COMPETITION

Dennis Smith Jr. – 3rd – 2018 (Los Angeles)  
Michael Finley – 3rd – 1997 (Cleveland)  
Tony Dumas – first-round – 1995 (Phoenix)

## SKILLS CHALLENGE

Luka Dončić – 3rd – 2019 (Charlotte)

## SHOOTING STARS COMPETITION

Dirk Nowitzki (with Kenny Smith, Roneeka Hodges for Texas) – 2nd – 2011 (Los Angeles)  
Dirk Nowitzki (with Kenny Smith, Becky Hammon for Texas) – 1st – 2010 (Dallas)

## ROOKIE GAME/RISING STARS CHALLENGE

Luka Dončić – 2019 (Charlotte)  
Dennis Smith Jr. – 2018 (Los Angeles)  
Dwight Powell – 2016 (Toronto)  
Devin Harris – 2006 (Houston)  
Josh Howard – 2005 (Denver)  
Devin Harris – 2005 (Denver)  
Josh Howard – 2004-09 (Los Angeles)  
Dirk Nowitzki – 2000 (Oakland)  
Samaki Walker\* – 1997 (Cleveland)  
Jason Kidd – 1995 (Phoenix)  
Jamal Mashburn – 1994 (Minnesota)  
Popeye Jones – 1994 (Minnesota)  
\*injured, did not play

## ALL NBA

Dirk Nowitzki – 2011-12 (Third Team)  
Dirk Nowitzki – 2010-11 (Second Team)  
Dirk Nowitzki – 2009-10 (Second Team)  
Dirk Nowitzki – 2008-09 (First Team)  
Dirk Nowitzki – 2007-08 (Second Team)  
Dirk Nowitzki – 2006-07 (First Team)  
Dirk Nowitzki – 2005-06 (First Team)  
Dirk Nowitzki – 2004-05 (First Team)  
Dirk Nowitzki – 2003-04 (Third Team)  
Dirk Nowitzki – 2002-2003 (Second Team)  
Steve Nash – 2002-2003 (Third Team)

Dirk Nowitzki – 2001-2002 (Second Team)  
Steve Nash – 2001-2002 (Third Team)  
Dirk Nowitzki – 2000-2001 (Third Team)

## PLAYER OF THE MONTH

Dirk Nowitzki – April 2009\*  
Dirk Nowitzki – February 2007\*  
Dirk Nowitzki – December 2005\*  
Dirk Nowitzki – February 2005\*  
Dirk Nowitzki – December 2004\*  
Finley/Nash/Nowitzki – November 2002\*  
Mark Aguirre – January 1984  
\* Western Conference Player of the Month

## PLAYER OF THE WEEK

Jose Juan Barea – April 3, 2016\*  
Monta Ellis – April 13, 2014\*  
Dirk Nowitzki – April 6, 2014\*  
Dirk Nowitzki – December 12, 2010\*  
Dirk Nowitzki – November 28, 2010\*  
Dirk Nowitzki – April 11, 2010\*  
Dirk Nowitzki – March 7, 2010\*  
Dirk Nowitzki – February 28, 2010\*  
Dirk Nowitzki – November 15, 2009\*  
Jason Kidd – April 6, 2009\*  
Dirk Nowitzki – December 7, 2008\*  
Dirk Nowitzki – November 23, 2008\*  
Dirk Nowitzki – March 1, 2007\*  
Dirk Nowitzki – January 16, 2007\*  
Josh Howard – January 2, 2007\*  
Josh Howard – December 26, 2007\*  
Dirk Nowitzki – November 20, 2006\*  
Jason Terry – January 23, 2005\*  
Dirk Nowitzki – December 5, 2004\*  
Dirk Nowitzki – April 4, 2004\*  
Michael Finley – January 18, 2004\*  
Dirk Nowitzki – January 4, 2003\*  
Dirk Nowitzki – November 9, 2002\*  
Michael Finley – April 14, 2002\*  
Dirk Nowitzki – January 27, 2002\*  
Steve Nash – December 16, 2001\*  
Michael Finley – February 6, 2000  
Jason Kidd – February 4, 1996  
Jason Kidd – March 19, 1995  
Jamal Mashburn – December 11, 1994  
Roy Tarpley – February 28, 1988  
Mark Aguirre – February 25, 1985  
Mark Aguirre – November 27, 1984  
Jay Vincent – January 14, 1982  
\* Western Conference Player of the Week

## ALL-STAR GAME

Dirk Nowitzki\$ – 2019 (Charlotte)  
Dirk Nowitzki – 2015 (New York)  
Dirk Nowitzki – 2014 (New Orleans)  
Dirk Nowitzki – 2012 (Orlando)  
Dirk Nowitzki – 2011 (Los Angeles)  
Dirk Nowitzki\* – 2010 (Dallas)  
Jason Kidd – 2010 (Dallas)  
Dirk Nowitzki – 2009 (Phoenix)  
Dirk Nowitzki – 2008 (New Orleans)  
Dirk Nowitzki\* – 2007 (Las Vegas)  
Josh Howard – 2007 (Las Vegas)  
Dirk Nowitzki – 2006 (Houston)  
Avery Johnson – 2006 (Houston) – Coach  
Dirk Nowitzki – 2005 (Denver)  
Dirk Nowitzki – 2004 (Los Angeles)  
Dirk Nowitzki – 2003 (Atlanta)  
Steve Nash – 2003 (Atlanta)

Dirk Nowitzki – 2002 (Philadelphia)  
Steve Nash – 2002 (Philadelphia)  
Don Nelson – 2002 (Philadelphia) – Coach  
Michael Finley – 2001 (Washington)  
Michael Finley – 2000 (Oakland)  
Chris Gatling – 1997 (Cleveland)  
Jason Kidd\* – 1996 (San Antonio)  
Rolando Blackman – 1990 (Miami)  
James Donaldson – 1988 (Chicago)  
Mark Aguirre – 1988 (Chicago)  
Rolando Blackman – 1987 (Seattle)  
Mark Aguirre – 1987 (Seattle)  
Rolando Blackman – 1986 (Dallas)  
Rolando Blackman – 1985 (Indianapolis)  
Mark Aguirre – 1984 (Denver)  
\* starter

## COACH OF THE YEAR

Avery Johnson – 2005-06\*

## COACH OF THE MONTH

Rick Carlisle – February 2011\*  
Rick Carlisle – April 2010\*  
Avery Johnson – February 2007\*  
Avery Johnson – January 2006\*  
Avery Johnson – November 2005\*  
Avery Johnson – April 2005\*  
Don Nelson – November 2002\*  
Dick Motta – November 1994  
Dick Motta – November 1983  
\* Western Conference Coach of the Month  
\$ Selected as a special roster addition by NBA Commissioner Adam Silver

## ROOKIE OF THE MONTH

Luka Dončić\* – October/November 2018,  
December 2018, January 2019, February 2019,  
March/April 2019  
Yogi Ferrell\* – February 2017  
Devin Harris\* – November 2004  
Jason Kidd – March 1995  
Jay Vincent – December 1981, February 1982,  
March 1982  
Mark Aguirre\* – November 1981  
\* Western Conference Rookie of the Month

## SIXTH MAN OF THE YEAR

Jason Terry – 2008-09  
Antawn Jamison – 2003-04  
Roy Tarpley – 1987-88

## ROOKIE OF THE YEAR

Luka Dončić – 2018-19  
Jason Kidd (tied with Detroit's Grant Hill) – 1994-95

## ALL-ROOKIE TEAM

Luka Dončić – 2018-19 (First Team)  
Dennis Smith Jr. – 2017-18 (Second Team)  
Yogi Ferrell – 2016-17 (Second Team)  
Marquis Daniels – 2003-04 (Second Team)  
Josh Howard – 2003-04 (Second Team)  
Jason Kidd – 1994-95 (First Team)  
Jamal Mashburn – 1993-94 (First Team)  
Roy Tarpley – 1986-87 (First Team)  
Sam Perkins – 1984-85 (First Team)  
Jay Vincent – 1981-82 (First Team)



# HONOR ROLL CONTINUED

## **ALL-DEFENSIVE TEAM**

Tyson Chandler (2nd Team) – 2010-11  
Derek Harper (2nd Team) – 1989-90  
Derek Harper (2nd Team) – 1986-87

## **SPORTSMANSHIP AWARD**

Jason Kidd – 2011-12

## **J. WALTER KENNEDY CITIZENSHIP AWARD**

Jose Juan Barea – 2017-18

## **MANNIE JACKSON HUMAN SPIRIT AWARD**

Jose Juan Barea – 2017-18

## **TWYMAN-STOKES TEAMMATE OF THE YEAR AWARD**

Dirk Nowitzki – 2016-17

## **MAGIC JOHNSON AWARD**

Dirk Nowitzki – 2013-14





# YEARLY LEADERS

## GAMES

18-19	..... Dorian Finney-Smith	81
17-18	..... Yogi Ferrell	82
16-17	..... Dorian Finney-Smith	81
15-16	..... Raymond Felton	80
14-15	..... Monta Ellis	80
13-14	..... Monta Ellis	82
12-13	..... O.J. Mayo	82
11-12	..... Shawn Marion	63
.....	..... Jason Terry	63
10-11	..... Jason Terry	82
09-10	..... Dirk Nowitzki	81
08-09	..... Brandon Bass	81
.....	..... Jason Kidd	81
.....	..... Dirk Nowitzki	81
07-08	..... Jason Terry	82
06-07	..... Jason Terry	81
.....	..... DeSagana Diop	81
05-06	..... Erick Dampier	82
04-05	..... Jason Terry	80
03-04	..... Antawn Jamison	82
.....	..... Antoine Walker	82
02-03	..... Steve Nash	82
01-02	..... Steve Nash	82
00-01	..... Michael Finley	82
.....	..... Dirk Nowitzki	82
.....	..... Howard Easley	82
.....	..... Shawn Bradley	82
99-00	..... Michael Finley	82
.....	..... Dirk Nowitzki	82
98-99	..... Michael Finley	50
.....	..... A.C. Green	50
.....	..... Hubert Davis	50
97-98	..... Michael Finley	82
.....	..... A.C. Green	82
.....	..... Khalid Reeves	82
96-97	..... Derek Harper	75
95-96	..... Jim Jackson	82
94-95	..... Lorenzo Williams	82
93-94	..... Jim Jackson	82
92-93	..... Donald Hodge	79
91-92	..... Doug Smith	76
90-91	..... James Donaldson	82
89-90	..... Derek Harper	82
88-89	..... Derek Harper	81
87-88	..... Derek Harper	82
.....	..... Detlef Schrempf	82
86-87	..... James Donaldson	82
.....	..... Brad Davis	82
85-86	..... Brad Davis	82
.....	..... Rolando Blackman	82
84-85	..... Brad Davis	82
.....	..... Derek Harper	82
.....	..... Kurt Nimphius	82
.....	..... Sam Perkins	82
83-84	..... Kurt Nimphius	82
.....	..... Derek Harper	82
82-83	..... Mark Aguirre	81
.....	..... Jay Vincent	81
.....	..... Pat Cummings	81
.....	..... Kurt Nimphius	81
81-82	..... Rolando Blackman	82
.....	..... Brad Davis	82
.....	..... Jim Spanarkel	82
.....	..... Allan Bristow	82

80-81	..... Jim Spanarkel	82
.....	..... Tom LaGarde	82

## STARTS

18-19	..... Luka Dončić	72
17-18	..... Dirk Nowitzki	77
.....	..... Harrison Barnes	77
16-17	..... Harrison Barnes	79
15-16	..... Wesley Matthews	78
14-15	..... Monta Ellis	80
13-14	..... Monta Ellis	82
12-13	..... O.J. Mayo	82
11-12	..... Shawn Marion	63
10-11	..... Jason Kidd	80
09-10	..... Dirk Nowitzki	80
.....	..... Jason Kidd	80
08-09	..... Jason Kidd	81
.....	..... Dirk Nowitzki	81
07-08	..... Dirk Nowitzki	77
06-07	..... Jason Terry	80
05-06	..... Dirk Nowitzki	81
04-05	..... Dirk Nowitzki	78
03-04	..... Antoine Walker	82
02-03	..... Steve Nash	82
01-02	..... Steve Nash	82
00-01	..... Michael Finley	82
.....	..... Dirk Nowitzki	82
99-00	..... Michael Finley	82
98-99	..... Michael Finley	50
97-98	..... Michael Finley	82
96-97	..... A.C. Green	54
95-96	..... Jim Jackson	82
94-95	..... Lorenzo Williams	81
93-94	..... Jim Jackson	82
92-93	..... Terry Davis	74
91-92	..... Rolando Blackman	74
90-91	..... James Donaldson	82
89-90	..... Derek Harper	82
88-89	..... Derek Harper	81
87-88	..... Derek Harper	82
86-87	..... James Donaldson	82
85-86	..... Rolando Blackman	81
84-85	..... Brad Davis	82
83-84	..... Rolando Blackman	81
.....	..... Brad Davis	81
82-83	..... Brad Davis	78
81-82	..... Brad Davis	82
80-81	..... Tom LaGarde	82

## POINTS

18-19	..... Luka Dončić	1,526
17-18	..... Harrison Barnes	1,452
16-17	..... Harrison Barnes	1,518
15-16	..... Dirk Nowitzki	1,372
14-15	..... Monta Ellis	1,513
13-14	..... Dirk Nowitzki	1,735
12-13	..... O.J. Mayo	1,255
11-12	..... Dirk Nowitzki	1,342
10-11	..... Dirk Nowitzki	1,681
09-10	..... Dirk Nowitzki	2,027
08-09	..... Dirk Nowitzki	2,094
07-08	..... Dirk Nowitzki	1,817
06-07	..... Dirk Nowitzki	1,916
05-06	..... Dirk Nowitzki	2,151
04-05	..... Dirk Nowitzki	2,032

03-04	..... Dirk Nowitzki	1,680
02-03	..... Dirk Nowitzki	2,011
01-02	..... Dirk Nowitzki	1,779
00-01	..... Dirk Nowitzki	1,784
99-00	..... Michael Finley	1,855
98-99	..... Michael Finley	1,009
97-98	..... Michael Finley	1,763
96-97	..... Michael Finley	897
95-96	..... Jim Jackson	1,604
94-95	..... Jamal Mashburn	1,926
93-94	..... Jim Jackson	1,576
92-93	..... Derek Harper	1,126
91-92	..... Rolando Blackman	1,374
90-91	..... Rolando Blackman	1,590
89-90	..... Rolando Blackman	1,552
88-89	..... Rolando Blackman	1,534
87-88	..... Mark Aguirre	1,932
86-87	..... Mark Aguirre	2,056
85-86	..... Rolando Blackman	1,762
84-85	..... Mark Aguirre	2,055
83-84	..... Mark Aguirre	2,330
82-83	..... Mark Aguirre	1,979
81-82	..... Jay Vincent	1,732
80-81	..... Jim Spanarkel	1,184

## SCORING AVERAGE

18-19	..... Luka Dončić	21.2
17-18	..... Harrison Barnes	18.9
16-17	..... Harrison Barnes	19.2
15-16	..... Dirk Nowitzki	18.3
14-15	..... Monta Ellis	18.9
13-14	..... Dirk Nowitzki	21.7
12-13	..... Dirk Nowitzki	17.3
11-12	..... Dirk Nowitzki	21.6
10-11	..... Dirk Nowitzki	23.0
09-10	..... Dirk Nowitzki	25.0
08-09	..... Dirk Nowitzki	25.9
07-08	..... Dirk Nowitzki	23.6
06-07	..... Dirk Nowitzki	24.6
05-06	..... Dirk Nowitzki	26.6
04-05	..... Dirk Nowitzki	26.1
03-04	..... Dirk Nowitzki	21.8
02-03	..... Dirk Nowitzki	25.1
01-02	..... Dirk Nowitzki	23.4
00-01	..... Dirk Nowitzki	21.8
99-00	..... Michael Finley	22.6
98-99	..... Michael Finley	20.2
97-98	..... Michael Finley	21.5
96-97	..... Chris Gatling*	19.1
.....	..... Michael Finley	16.0
95-96	..... Jim Jackson	19.6
94-95	..... Jim Jackson	25.7
93-94	..... Jim Jackson	19.2
.....	..... Jamal Mashburn	19.2
92-93	..... Derek Harper	18.2
91-92	..... Rolando Blackman	18.3
90-91	..... Rolando Blackman	19.9
89-90	..... Rolando Blackman	19.4
88-89	..... Mark Aguirre*	21.7
.....	..... Adrian Dantley	20.3
87-88	..... Mark Aguirre	25.1
86-87	..... Mark Aguirre	25.7
85-86	..... Mark Aguirre	22.6
84-85	..... Mark Aguirre	25.7



SCORING AVERAGE (CONTINUED)

83-84	.....Mark Aguirre	29.5
82-83	.....Mark Aguirre	24.4
81-82	.....Jay Vincent	21.4
80-81	.....Geoff Huston*	16.1
	.....Jim Spanarkel	14.4

MINUTES

18-19	.....Luka Dončić	2,318
17-18	.....Harrison Barnes	2,635
16-17	.....Harrison Barnes	2,804
15-16	.....Wesley Matthews	2,644
14-15	.....Monta Ellis	2,699
13-14	.....Monta Ellis	3,023
12-13	.....O.J. Mayo	2,913
11-12	.....Dirk Nowitzki	2,079
10-11	.....Jason Kidd	2,653
09-10	.....Dirk Nowitzki	3,039
08-09	.....Dirk Nowitzki	3,050
07-08	.....Dirk Nowitzki	2,769
06-07	.....Jason Terry	2,846
05-06	.....Dirk Nowitzki	3,089
04-05	.....Dirk Nowitzki	3,020
03-04	.....Dirk Nowitzki	2,915
02-03	.....Dirk Nowitzki	3,117
01-02	.....Dirk Nowitzki	2,891
00-01	.....Michael Finley	3,443
99-00	.....Michael Finley	3,464
98-99	.....Michael Finley	2,051
97-98	.....Michael Finley	3,394
96-97	.....Derek Harper	2,210
95-96	.....Jason Kidd	3,034
94-95	.....Jamal Mashburn	2,980
93-94	.....Jim Jackson	3,066
92-93	.....Terry Davis	2,462
91-92	.....Rolando Blackman	2,527
90-91	.....Rolando Blackman	2,965
89-90	.....Derek Harper	3,007
88-89	.....Derek Harper	2,968
87-88	.....Derek Harper	3,032
86-87	.....James Donaldson	3,028
85-86	.....Rolando Blackman	2,787
84-85	.....Rolando Blackman	2,834
83-84	.....Rolando Blackman	3,025
82-83	.....Mark Aguirre	2,784
81-82	.....Jay Vincent	2,626
80-81	.....Tom LaGarde	2,670

FIELD GOALS

18-19	.....Luka Dončić	506
17-18	.....Harrison Barnes	537
16-17	.....Harrison Barnes	599
15-16	.....Dirk Nowitzki	498
14-15	.....Monta Ellis	602
13-14	.....Dirk Nowitzki	633
12-13	.....O.J. Mayo	461
11-12	.....Dirk Nowitzki	473
10-11	.....Dirk Nowitzki	610
09-10	.....Dirk Nowitzki	720
08-09	.....Dirk Nowitzki	774
07-08	.....Dirk Nowitzki	630
06-07	.....Dirk Nowitzki	673
05-06	.....Dirk Nowitzki	751
04-05	.....Dirk Nowitzki	663
03-04	.....Dirk Nowitzki	605
02-03	.....Dirk Nowitzki	690
01-02	.....Dirk Nowitzki	600
00-01	.....Michael Finley	711
99-00	.....Michael Finley	748
98-99	.....Michael Finley	389

97-98	.....Michael Finley	675
96-97	.....Michael Finley	334
95-96	.....Jim Jackson	569
94-95	.....Jamal Mashburn	683
93-94	.....Jim Jackson	637
92-93	.....Terry Davis	393
	.....Derek Harper	393
91-92	.....Rolando Blackman	535
90-91	.....Rolando Blackman	634
89-90	.....Rolando Blackman	626
88-89	.....Rolando Blackman	594
87-88	.....Mark Aguirre	746
86-87	.....Mark Aguirre	787
85-86	.....Rolando Blackman	677
84-85	.....Mark Aguirre	794
83-84	.....Mark Aguirre	925
82-83	.....Mark Aguirre	767
81-82	.....Jay Vincent	719
80-81	.....Tom LaGarde	417

FG ATTEMPTS

18-19	.....Luka Dončić	1,186
17-18	.....Harrison Barnes	1,208
16-17	.....Harrison Barnes	1,280
15-16	.....Dirk Nowitzki	1,112
14-15	.....Monta Ellis	1,354
13-14	.....Monta Ellis	1,278
12-13	.....O.J. Mayo	1,026
11-12	.....Dirk Nowitzki	1,034
10-11	.....Dirk Nowitzki	1,179
09-10	.....Dirk Nowitzki	1,496
08-09	.....Dirk Nowitzki	1,616
07-08	.....Dirk Nowitzki	1,314
06-07	.....Dirk Nowitzki	1,341
05-06	.....Dirk Nowitzki	1,564
04-05	.....Dirk Nowitzki	1,445
03-04	.....Dirk Nowitzki	1,310
02-03	.....Dirk Nowitzki	1,489
01-02	.....Dirk Nowitzki	1,258
00-01	.....Michael Finley	1,552
99-00	.....Michael Finley	1,636
98-99	.....Michael Finley	876
97-98	.....Michael Finley	1,505
96-97	.....Michael Finley	774
95-96	.....Jim Jackson	1,308
94-95	.....Jamal Mashburn	1,566
93-94	.....Jim Jackson	1,432
92-93	.....Derek Harper	939
91-92	.....Rolando Blackman	1,161
90-91	.....Rolando Blackman	1,316
89-90	.....Rolando Blackman	1,256
88-89	.....Rolando Blackman	1,249
87-88	.....Mark Aguirre	1,571
86-87	.....Mark Aguirre	1,590
85-86	.....Mark Aguirre	1,327
84-85	.....Mark Aguirre	1,569
83-84	.....Mark Aguirre	1,765
82-83	.....Mark Aguirre	1,589
81-82	.....Jay Vincent	1,448
80-81	.....Tom LaGarde	888

FG PERCENTAGE

18-19	.....DeAndre Jordan	208-323 (.644)*
	.....Dwight Powell	290-486 (.597)
17-18	.....Salah Mejri	88-137 (.642)
16-17	.....Salah Mejri	88-137 (.642)
15-16	.....David Lee	91-143 (.636)
14-15	.....Brandan Wright*	101-135 (.748)*
	.....Tyson Chandler	293-440 (.666)

13-14	.....Brandan Wright	224-331 (.677)
12-13	.....Brandan Wright	241-404 (.597)
11-12	.....Brandan Wright	144-233 (.618)
10-11	.....Tyson Chandler	266-407 (.654)
09-10	.....Erick Dampier	133-213 (.624)
08-09	.....Erick Dampier	182-280 (.650)
07-08	.....Erick Dampier	178-277 (.643)
06-07	.....Erick Dampier	209-334 (.626)
05-06	.....Erick Dampier	171-347 (.493)
04-05	.....Erick Dampier	202-367 (.550)
03-04	.....Antawn Jamison	.488-913 (.535)
02-03	.....Shawn Bradley	201-375 (.536)
01-02	.....Eduardo Najera	150-300 (.500)
00-01	.....Christian Laettner*	165-323 (.511)
	.....Shawn Bradley	219-447 (.490)
99-00	.....Shawn Bradley	266-555 (.479)
98-99	.....Shawn Bradley	167-348 (.480)
97-98	.....Samaki Walker	156-321 (.486)
96-97	.....Chris Gatling*	309-580 (.533)*
	.....A.C. Green	173-356 (.486)
95-96	.....Lucious Harris	183-397 (.461)
94-95	.....Roy Tarpley	292-610 (.479)
93-94	.....Sean Rooks	193-393 (.491)
92-93	.....Sean Rooks	368-747 (.493)
91-92	.....Donald Hodge	163-328 (.497)
90-91	.....James Donaldson	327-615 (.532)
89-90	.....James Donaldson	258-479 (.539)
88-89	.....James Donaldson	193-337 (.573)
87-88	.....James Donaldson	212-380 (.558)
86-87	.....James Donaldson	311-531 (.586)
85-86	.....James Donaldson	213-375 (.568)
84-85	.....Derek Harper	329-633 (.520)
83-84	.....Rolando Blackman	721-1320 (.546)
82-83	.....Brad Davis	359-628 (.572)
81-82	.....Brad Davis	397-771 (.515)
80-81	.....Brad Davis	230-410 (.561)*

FREE THROWS

18-19	.....Luka Dončić	346
17-18	.....Harrison Barnes	259
16-17	.....Harrison Barnes	242
15-16	.....Dirk Nowitzki	250
14-15	.....Dirk Nowitzki	255
13-14	.....Monta Ellis	339
12-13	.....Darren Collison	242
11-12	.....Dirk Nowitzki	318
10-11	.....Dirk Nowitzki	395
09-10	.....Dirk Nowitzki	536
08-09	.....Dirk Nowitzki	485
07-08	.....Dirk Nowitzki	478
06-07	.....Dirk Nowitzki	498
05-06	.....Dirk Nowitzki	539
04-05	.....Dirk Nowitzki	615
03-04	.....Dirk Nowitzki	371
02-03	.....Dirk Nowitzki	483
01-02	.....Dirk Nowitzki	440
00-01	.....Dirk Nowitzki	451
99-00	.....Dirk Nowitzki	289
98-99	.....Michael Finley	186
97-98	.....Michael Finley	326
96-97	.....Chris Gatling*	221
	.....Michael Finley	142
95-96	.....Jim Jackson	345
94-95	.....Jamal Mashburn	447
93-94	.....Jamal Mashburn	306
92-93	.....Derek Harper	239



FREE THROWS (CONTINUED)

91-92..... Rolando Blackman 239
90-91 ..... Derek Harper 286
89-90 ..... Sam Perkins 330
88-89 ..... Rolando Blackman 316
87-88 ..... Mark Aguirre 388
86-87 ..... Mark Aguirre 429
85-86 ..... Rolando Blackman 404
84-85 ..... Mark Aguirre 440
83-84 ..... Mark Aguirre 465
82-83 ..... Mark Aguirre 429
81-82 ..... Jay Vincent 293
80-81 ..... Jim Spanarkel 375

FREE THROW ATTEMPTS

18-19 ..... Luka Dončić 485
17-18 ..... Harrison Barnes 313
16-17 ..... Harrison Barnes 281
15-16 ..... Dirk Nowitzki 280
14-15 ..... Monta Ellis 303
13-14 ..... Monta Ellis 430
12-13 ..... Darren Collison 275
11-12 ..... Dirk Nowitzki 355
10-11 ..... Dirk Nowitzki 443
09-10 ..... Dirk Nowitzki 586
08-09 ..... Dirk Nowitzki 545
07-08 ..... Dirk Nowitzki 554
06-07 ..... Dirk Nowitzki 551
05-06 ..... Dirk Nowitzki 598
04-05 ..... Dirk Nowitzki 708
03-04 ..... Dirk Nowitzki 423
02-03 ..... Dirk Nowitzki 548
01-02 ..... Dirk Nowitzki 516
00-01 ..... Dirk Nowitzki 538
99-00 ..... Dirk Nowitzki 348
98-99 ..... Gary Trent 235
97-98 ..... Michael Finley 416
96-97 ..... Chris Gatling\* 313
..... Michael Finley 176
95-96 ..... Jim Jackson 418
94-95 ..... Jamal Mashburn 605
93-94 ..... Jamal Mashburn 438
92-93 ..... Sean Rooks 389\*
91-92 ..... Terry Davis 285
90-91 ..... Derek Harper 391
89-90 ..... Sam Perkins 424
88-89 ..... Rolando Blackman 370
87-88 ..... Mark Aguirre 504
86-87 ..... Mark Aguirre 557
85-86 ..... Rolando Blackman 483
84-85 ..... Mark Aguirre 580
83-84 ..... Mark Aguirre 621
82-83 ..... Mark Aguirre 589
81-82 ..... Jay Vincent 409
80-81 ..... Tom LaGarde 444

FT PERCENTAGE

18-19 ..... Trey Burke 41-49 (.837)
17-18 ..... Dirk Nowitzki 97-108 (.898)
16-17 ..... Yogi Ferrell 64-73 (.877)
15-16 ..... Dirk Nowitzki 250-280 (.893)
14-15 ..... Dirk Nowitzki 255-289 (.882)
13-14 ..... Dirk Nowitzki 338-376 (.899)
12-13 ..... Darren Collison 242-275 (.880)
11-12 ..... Dirk Nowitzki 318-365 (.896)
10-11 ..... Dirk Nowitzki 395-443 (.892)

09-10 ..... Dirk Nowitzki 536-586 (.915)
08-09 ..... Dirk Nowitzki 485-545 (.890)
07-08 ..... Jerry Stackhouse 132-148 (.892)
06-07 ..... Dirk Nowitzki 498-551 (.904)
05-06 ..... Dirk Nowitzki 539-598 (.901)
04-05 ..... Dirk Nowitzki 615-708 (.869)
03-04 ..... Steve Nash 230-251 (.916)
02-03 ..... Steve Nash 308-339 (.909)
01-02 ..... Steve Nash 260-293 (.887)
00-01 ..... Steve Nash 231-258 (.895)
99-00 ..... Steve Nash 75-85 (.882)
98-99 ..... Hubert Davis 44-50 (.880)
97-98 ..... Hubert Davis 97-116 (.836)
96-97 ..... Robert Pack 62-73 (.849)
95-96 ..... Jim Jackson 345-418 (.825)
94-95 ..... Roy Tarpley 102-122 (.836)
93-94 ..... Tim Legler 142-169 (.840)
92-93 ..... Walter Bond 129-167 (.772)
91-92 ..... Rolando Blackman 239-266 (.898)
90-91 ..... Rolando Blackman 282-326 (.865)
89-90 ..... Rolando Blackman 287-340 (.844)
88-89 ..... Rolando Blackman 316-370 (.854)
87-88 ..... Rolando Blackman 331-379 (.873)
86-87 ..... Rolando Blackman 419-474 (.884)
85-86 ..... Brad Davis 198-228 (.868)
84-85 ..... Brad Davis 158-178 (.888)
83-84 ..... Brad Davis 199-238 (.836)
82-83 ..... Brad Davis 186-220 (.845)
81-82 ..... Jim Spanarkel 279-327 (.853)
80-81 ..... Jim Spanarkel 375-423 (.887)\*

3-PT FIELD GOALS

18-19 ..... Luka Dončić 168
17-18 ..... Wesley Matthews 153
16-17 ..... Wesley Matthews 174
15-16 ..... Wesley Matthews 189
14-15 ..... Chandler Parsons 132
13-14 ..... Jose Calderon 191
12-13 ..... Vince Carter 162
11-12 ..... Jason Terry 138
10-11 ..... Jason Kidd 133
09-10 ..... Jason Kidd 176
08-09 ..... Jason Terry 167
07-08 ..... Jason Terry 136
06-07 ..... Jason Terry 162
05-06 ..... Jason Terry 171
04-05 ..... Michael Finley 116
03-04 ..... Michael Finley 150
02-03 ..... Dirk Nowitzki 148
01-02 ..... Steve Nash 156
00-01 ..... Dirk Nowitzki 151
99-00 ..... Dirk Nowitzki 116
98-99 ..... Hubert Davis 65
97-98 ..... Hubert Davis 101
96-97 ..... Michael Finley 87
95-96 ..... George McCloud 257
94-95 ..... Jamal Mashburn 113
93-94 ..... Jamal Mashburn 85
92-93 ..... Derek Harper 101
91-92 ..... Rolando Blackman 65
90-91 ..... Derek Harper 89
89-90 ..... Derek Harper 89
88-89 ..... Derek Harper 99
87-88 ..... Derek Harper 60
86-87 ..... Derek Harper 76
85-86 ..... Dale Ellis 63
84-85 ..... Brad Davis 47

83-84 ..... Mark Aguirre 15
82-83 ..... Mark Aguirre 16
81-82 ..... Mark Aguirre 25
80-81 ..... Stan Pietkiewicz 19

3-PT ATTEMPTS

18-19 ..... Luka Dončić 514
17-18 ..... Wesley Matthews 402
16-17 ..... Wesley Matthews 479
15-16 ..... Wesley Matthews 525
14-15 ..... Chandler Parsons 347
13-14 ..... Jose Calderon 425
12-13 ..... Vince Carter 399
11-12 ..... Jason Terry 365
10-11 ..... Jason Kidd 391
09-10 ..... Jason Kidd 414
08-09 ..... Jason Terry 456
07-08 ..... Jason Terry 363
06-07 ..... Jason Terry 370
05-06 ..... Jason Terry 416
04-05 ..... Michael Finley 285
03-04 ..... Michael Finley 370
02-03 ..... Dirk Nowitzki 390
01-02 ..... Dirk Nowitzki 350
00-01 ..... Dirk Nowitzki 390
99-00 ..... Dirk Nowitzki 306
98-99 ..... Hubert Davis 144
97-98 ..... Dennis Scott\* 273
..... Michael Finley 244
96-97 ..... Michael Finley 225
95-96 ..... George McCloud 678
94-95 ..... Jamal Mashburn 344
93-94 ..... Jamal Mashburn 299
92-93 ..... Derek Harper 257
91-92 ..... Derek Harper 186
90-91 ..... Derek Harper 246
89-90 ..... Derek Harper 240
88-89 ..... Derek Harper 278
87-88 ..... Derek Harper 192
86-87 ..... Derek Harper 212
85-86 ..... Dale Ellis 173
84-85 ..... Brad Davis 115
83-84 ..... Mark Aguirre 56
82-83 ..... Mark Aguirre 76
81-82 ..... Mark Aguirre 71
80-81 ..... Stan Pietkiewicz 48

3-PT PERCENTAGE

18-19 ..... Ryan Broekhoff 38-93 (.409)
17-18 ..... Doug McDermott 39-79 (.494)
16-17 ..... Seth Curry 137-322 (.425)
15-16 ..... Chandler Parsons 104-251 (.414)
14-15 ..... Richard Jefferson 66-155 (.426)
13-14 ..... Jose Calderon 191-425 (.449)
12-13 ..... Dirk Nowitzki 65-157 (.414)
11-12 ..... Jason Terry 138-365 (.378)
10-11 ..... Brian Cardinal 42-87 (.483)
09-10 ..... Jason Kidd 176-414 (.425)
08-09 ..... Jason Kidd 131-323 (.406)
07-08 ..... Jason Kidd 35-76 (.461)
06-07 ..... Jason Terry 162-370 (.438)
05-06 ..... Josh Howard 27-63 (.429)
04-05 ..... Jason Terry 103-245 (.420)
03-04 ..... Michael Finley 150-370 (.405)
..... Steve Nash 104-257 (.405)
02-03 ..... Steve Nash 111-269 (.413)

**3-PT PERCENTAGE (CONTINUED)**

01-02	Steve Nash	156-343 (.455)
00-01	Steve Nash	89-219 (.406)
99-00	Steve Nash	60-149 (.403)
98-99	Hubert Davis	65-144 (.451)
97-98	Hubert Davis	101-230 (.439)
96-97	Michael Finley	87-225 (.387)
95-96	George McCloud	257-678 (.379)
94-95	Lucious Harris	55-142 (.387)
93-94	Tim Legler	52-139 (.374)
92-93	Derek Harper	101-257 (.393)
91-92	Mike Iuzzolino	59-136 (.434)
90-91	Derek Harper	89-246 (.362)
89-90	Derek Harper	89-240 (.371)
88-89	Derek Harper	99-278 (.356)
87-88	Derek Harper	60-192 (.313)
86-87	Derek Harper	76-212 (.358)
85-86	Dale Ellis	63-173 (.364)
84-85	Brad Davis	47-115 (.409)
83-84	Mark Aguirre	15-56 (.268)
82-83	Mark Aguirre	16-76 (.211)
81-82	Mark Aguirre	25-71 (.352)
80-81	Stan Pietkiewicz	19-48 (.396)

**OFFENSIVE REBOUNDS**

18-19	DeAndre Jordan	161*
	Dwight Powell	140
17-18	Dwight Powell	135
16-17	Salah Mejri	97
15-16	Zaza Pachulia	249
14-15	Tyson Chandler	294
13-14	Samuel Dalembert	200
12-13	Shawn Marion	146
11-12	Shawn Marion	145
10-11	Tyson Chandler	206
09-10	Shawn Marion	158
08-09	Erick Dampier	216
07-08	Erick Dampier	207
06-07	Erick Dampier	217
05-06	Erick Dampier	273
04-05	Erick Dampier	183
03-04	Antawn Jamison	233
02-03	Shawn Bradley	151
01-02	Eduardo Najera	149
00-01	Shawn Bradley	160
99-00	Cedric Ceballos	172
98-99	Shawn Bradley	130
97-98	A.C. Green	219
96-97	A.C. Green	189
95-96	Popeye Jones	260
94-95	Popeye Jones	329
93-94	Popeye Jones	299
92-93	Terry Davis	259
91-92	Terry Davis	228
90-91	James Donaldson	201
89-90	Sam Perkins	209
88-89	Sam Perkins	235
87-88	Roy Tarpley	360
86-87	James Donaldson	295
85-86	Sam Perkins	195
84-85	Sam Perkins	189
83-84	Kurt Nimphius	182
82-83	Pat Cummings	225
81-82	Wayne Cooper	200
80-81	Tom LaGarde	177

**DEFENSIVE REBOUNDS**

18-19	DeAndre Jordan	525*
	Luka Dončić	477
17-18	Dirk Nowitzki	416
16-17	Dirk Nowitzki	330
15-16	Zaza Pachulia	469
14-15	Tyson Chandler	570
13-14	Dirk Nowitzki	458
12-13	Shawn Marion	379
11-12	Dirk Nowitzki	373
10-11	Tyson Chandler	485
09-10	Dirk Nowitzki	540
08-09	Dirk Nowitzki	593
07-08	Dirk Nowitzki	564
06-07	Dirk Nowitzki	571
05-06	Dirk Nowitzki	613
04-05	Dirk Nowitzki	661
03-04	Dirk Nowitzki	580
02-03	Dirk Nowitzki	710
01-02	Dirk Nowitzki	635
00-01	Dirk Nowitzki	635
99-00	Dirk Nowitzki	430
98-99	Shawn Bradley	262
97-98	A.C. Green	449
96-97	A.C. Green	329
95-96	Popeye Jones	477
94-95	Popeye Jones	515
93-94	Popeye Jones	306
92-93	Terry Davis	442
91-92	Terry Davis	444
90-91	James Donaldson	526
89-90	James Donaldson	475
88-89	Sam Perkins	453
87-88	Roy Tarpley	599
86-87	James Donaldson	678
85-86	James Donaldson	521
84-85	Jay Vincent	519
83-84	Pat Cummings	507
82-83	Pat Cummings	443
81-82	Jay Vincent	383
80-81	Tom LaGarde	488

**REBOUNDS**

18-19	DeAndre Jordan	686*
	Luka Dončić	563
17-18	Harrison Barnes	468
16-17	Harrison Barnes	394
15-16	Zaza Pachulia	718
14-15	Tyson Chandler	864
13-14	Samuel Dalembert	541
12-13	Shawn Marion	525
11-12	Shawn Marion	465
10-11	Tyson Chandler	692
09-10	Dirk Nowitzki	620
08-09	Dirk Nowitzki	681
07-08	Dirk Nowitzki	659
06-07	Dirk Nowitzki	693
05-06	Dirk Nowitzki	728
04-05	Dirk Nowitzki	757
03-04	Antoine Walker	684
02-03	Dirk Nowitzki	791
01-02	Dirk Nowitzki	755
00-01	Dirk Nowitzki	754
99-00	Dirk Nowitzki	532
98-99	Shawn Bradley	392
97-98	A.C. Green	668

96-97	A.C. Green	518
95-96	Popeye Jones	737
94-95	Popeye Jones	844
93-94	Popeye Jones	605
92-93	Terry Davis	701
91-92	Terry Davis	672
90-91	James Donaldson	727
89-90	James Donaldson	630
88-89	Sam Perkins	688
87-88	Roy Tarpley	959
86-87	James Donaldson	973
85-86	Sam Perkins	685
84-85	Jay Vincent	704
83-84	Pat Cummings	658
82-83	Pat Cummings	668
81-82	Jay Vincent	565
80-81	Tom LaGarde	665

**ASSISTS**

18-19	Luka Dončić	429
17-18	Jose Juan Barea	434
16-17	Deron Williams*	274
	Wesley Matthews	210
15-16	Deron Williams	378
14-15	Monta Ellis	329
13-14	Monta Ellis	471
12-13	Darren Collison	415
11-12	Jason Kidd	264
10-11	Jason Kidd	655
09-10	Jason Kidd	724
08-09	Jason Kidd	702
07-08	Jason Kidd	276
06-07	Jason Terry	422
05-06	Jason Terry	306
04-05	Jason Terry	429
03-04	Steve Nash	687
02-03	Steve Nash	598
01-02	Steve Nash	634
00-01	Steve Nash	509
99-00	Michael Finley	438
98-99	Steve Nash	219
97-98	Michael Finley	405
96-97	Derek Harper	321
95-96	Jason Kidd	783
94-95	Jason Kidd	607
93-94	Jim Jackson	374
92-93	Derek Harper	334
91-92	Derek Harper	373
90-91	Derek Harper	548
89-90	Derek Harper	609
88-89	Derek Harper	570
87-88	Derek Harper	634
86-87	Derek Harper	609
85-86	Brad Davis	467
84-85	Brad Davis	581
83-84	Brad Davis	561
82-83	Brad Davis	565
81-82	Brad Davis	509
80-81	Brad Davis	385

**FOULS**

18-19	Dwight Powell	201
17-18	Dwight Powell	186
16-17	Wesley Matthews	161
15-16	Zaza Pachulia	181
14-15	Monta Ellis	197



**FOULS (CONTINUED)**

13-14.....Samuel Dalembert 210  
 12-13.....Vince Carter 226  
 11-12.....Ilan Mahinmi 176  
 10-11.....Tyson Chandler 240  
 09-10.....Dirk Nowitzki 208  
 08-09.....Erick Dampier 191  
 07-08.....Erick Dampier 226  
 06-07.....DeSagana Diop 244  
 05-06.....Erick Dampier 263  
 04-05.....Dirk Nowitzki 219  
 03-04.....Dirk Nowitzki 216  
 02-03.....Raef LaFrentz 264  
 01-02.....Dirk Nowitzki 222  
 00-01.....Shawn Bradley 256  
 99-00.....Shawn Bradley 260  
 98-99.....Shawn Bradley 153  
 97-98.....Shawn Bradley 214  
 96-97.....Eric Montross\* 150  
                   Derek Harper 144  
 95-96.....Popeye Jones 262  
 94-95.....Lorenzo Williams 306  
 93-94.....Doug Smith 287  
 92-93.....Doug Smith 280  
 91-92.....Doug Smith 259  
 90-91.....Randy White 308  
 89-90.....Herb Williams 243  
 88-89.....Sam Perkins 224  
 87-88.....Roy Tarpley 313  
 86-87.....Sam Perkins 269  
 85-86.....Mark Aguirre 229  
 84-85.....Kurt Nimphius 262  
 83-84.....Kurt Nimphius 283  
 82-83.....Pat Cummings 296  
 81-82.....Jay Vincent 308  
 80-81.....Tom LaGarde 293

**STEALS**

18-19.....Luka Dončić 77  
 17-18.....Wesley Matthews 76  
 16-17.....Seth Curry 79  
 15-16.....Wesley Matthews 78  
 14-15.....Monta Ellis 148  
 13-14.....Monta Ellis 141  
 12-13.....Darren Collison 100  
 11-12.....Jason Kidd 82  
 10-11.....Jason Kidd 134  
 09-10.....Jason Kidd 145  
 08-09.....Jason Kidd 160  
 07-08.....Jason Terry 88  
 06-07.....Devin Harris 96  
 05-06.....Jason Terry 100  
 04-05.....Josh Howard 116  
 03-04.....Dirk Nowitzki 92  
 02-03.....Dirk Nowitzki 111  
 01-02.....Dirk Nowitzki 83  
 00-01.....Michael Finley 118  
 99-00.....Michael Finley 109  
 98-99.....Michael Finley 66  
 97-98.....Michael Finley 132  
 96-97.....Derek Harper 92  
 95-96.....Jason Kidd 175  
 94-95.....Jason Kidd 151  
 93-94.....Fat Lever 159  
 92-93.....Derek Harper 80  
 91-92.....Derek Harper 101  
 90-91.....Derek Harper 147  
 89-90.....Derek Harper 187

88-89.....Derek Harper 172  
 87-88.....Derek Harper 168  
 86-87.....Derek Harper 167  
 85-86.....Derek Harper 153  
 84-85.....Derek Harper 144  
 83-84.....Derek Harper 95  
 82-83.....Brad Davis 80  
                   Mark Aguirre 80  
 81-82.....Jay Vincent 89  
 80-81.....Jim Spanarkel 117

**BLOCKS**

18-19.....Maxi Kleber 78  
 17-18.....Salah Mejri 67  
 16-17.....Salah Mejri 61  
 15-16.....Dirk Nowitzki 52  
 14-15.....Tyson Chandler 91  
 13-14.....Samuel Dalembert 94  
 12-13.....Elton Brand 90  
 11-12.....Brandan Wright 63  
 10-11.....Tyson Chandler 80  
 09-10.....Dirk Nowitzki 79  
 08-09.....Erick Dampier 95  
 07-08.....Erick Dampier 106  
 06-07.....DeSagana Diop 113  
 05-06.....DeSagana Diop 146  
 04-05.....Dirk Nowitzki 119  
 03-04.....Dirk Nowitzki 104  
 02-03.....Shawn Bradley 170  
 01-02.....Dirk Nowitzki 77  
 00-01.....Shawn Bradley 228  
 99-00.....Shawn Bradley 190  
 98-99.....Shawn Bradley 159  
 97-98.....Shawn Bradley 214  
 96-97.....Shawn Bradley 88  
 95-96.....Lorenzo Williams 122  
 94-95.....Lorenzo Williams 148  
 93-94.....Sean Rooks 44  
 92-93.....Sean Rooks 81  
 91-92.....Herb Williams 98  
 90-91.....James Donaldson 93  
 89-90.....Herb Williams 106  
 88-89.....Sam Perkins 92  
 87-88.....James Donaldson 104  
 86-87.....James Donaldson 136  
 85-86.....James Donaldson 110  
 84-85.....Kurt Nimphius 126  
 83-84.....Kurt Nimphius 144  
 82-83.....Kurt Nimphius 111  
 81-82.....Wayne Cooper 106  
 80-81.....Tom LaGarde 45

**TURNOVERS**

18-19.....Luka Dončić 247  
 17-18.....Dennis Smith Jr. 194  
 16-17.....Harrison Barnes 102  
                   Wesley Matthews 102  
 15-16.....Deron Williams 150  
 14-15.....Monta Ellis 198  
 13-14.....Monta Ellis 264  
 12-13.....O.J. Mayo 210  
 11-12.....Jason Terry 127  
 10-11.....Jason Kidd 179  
 09-10.....Jason Kidd 195  
 08-09.....Jason Kidd 185  
 07-08.....Dirk Nowitzki 160

06-07.....Dirk Nowitzki 167  
 05-06.....Dirk Nowitzki 156  
 04-05.....Dirk Nowitzki 176  
 03-04.....Steve Nash 209  
 02-03.....Steve Nash 192  
 01-02.....Steve Nash 229  
 00-01.....Steve Nash 205  
 99-00.....Michael Finley 196  
 98-99.....Michael Finley 107  
 97-98.....Michael Finley 219  
 96-97.....Derek Harper 132  
 95-96.....Jason Kidd 328  
 94-95.....Jason Kidd 250  
 93-94.....Jim Jackson 334  
 92-93.....Terry Davis 160  
                   Sean Rooks 160  
 91-92.....Derek Harper 154  
 90-91.....Derek Harper 177  
 89-90.....Derek Harper 207  
 88-89.....Derek Harper 205  
 87-88.....Mark Aguirre 203  
 86-87.....Mark Aguirre 217  
 85-86.....Mark Aguirre 252  
 84-85.....Mark Aguirre 253  
 83-84.....Mark Aguirre 285  
 82-83.....Mark Aguirre 261  
 81-82.....Jay Vincent 194  
 80-81.....Tom LaGarde 206

\* did not finish season with Dallas



# MAVS SEASON HIGHS

## POINTS

Mark Aguirre.....	2,330	83-84
Dirk Nowitzki.....	2,151	05-06
Dirk Nowitzki.....	2,094	08-09
Mark Aguirre.....	2,056	86-87
Mark Aguirre.....	2,055	84-85

## SCORING AVERAGE

Mark Aguirre.....	29.5	83-84
Dirk Nowitzki.....	26.6	05-06
Dirk Nowitzki.....	26.1	04-05
Dirk Nowitzki.....	25.9	08-09
Mark Aguirre.....	25.7	86-87
Mark Aguirre.....	25.7	84-85
Jim Jackson.....	25.7	94-95

## FIELD GOALS

Mark Aguirre.....	925	83-84
Mark Aguirre.....	794	84-85
Mark Aguirre.....	787	86-87
Dirk Nowitzki.....	774	08-09
Mark Aguirre.....	767	82-83

## FIELD GOAL ATTEMPTS

Mark Aguirre.....	1,765	83-84
Michael Finley.....	1,636	99-00
Dirk Nowitzki.....	1,616	08-09
Mark Aguirre.....	1,590	86-87
Mark Aguirre.....	1,589	82-83

## FIELD GOAL PERCENTAGE

Brandon Wright.....	.677	13-14
Tyson Chandler.....	.666	14-15
Tyson Chandler.....	.654	10-11
Erick Dampier.....	.650	08-09
Erick Dampier.....	.643	07-08

## MINUTES

Michael Finley.....	3,464	99-00
Michael Finley.....	3,443	00-01
Michael Finley.....	3,394	97-98
Dirk Nowitzki.....	3,117	02-03
Dirk Nowitzki.....	3,089	05-06

## OFFENSIVE REBOUNDS

Tyson Chandler.....	654	10-11
Erick Dampier.....	650	08-09
Erick Dampier.....	643	07-08
Erick Dampier.....	626	06-07
Roy Tarpley.....	360	87-88

## DEFENSIVE REBOUNDS

Dirk Nowitzki.....	710	02-03
James Donaldson.....	678	86-87
Dirk Nowitzki.....	661	04-05
Dirk Nowitzki.....	635	01-02
Dirk Nowitzki.....	635	00-01

## REBOUNDS

James Donaldson.....	973	86-87
Roy Tarpley.....	959	87-88
Tyson Chandler.....	864	14-15
Popeye Jones.....	844	94-95
Dirk Nowitzki.....	791	02-03

## REBOUNDING AVERAGE

James Donaldson.....	11.9	86-87
Roy Tarpley.....	11.8	87-88
Tyson Chandler.....	11.5	14-15
James Donaldson.....	10.8	88-89
Popeye Jones.....	10.8	95-96

## STEALS

Derek Harper.....	187	89-90
Jason Kidd.....	175	95-96
Derek Harper.....	172	88-89
Derek Harper.....	168	87-88
Derek Harper.....	167	86-87

## FREE THROWS

Dirk Nowitzki.....	615	04-05
Dirk Nowitzki.....	539	05-06
Dirk Nowitzki.....	536	09-10
Dirk Nowitzki.....	498	06-07
Dirk Nowitzki.....	485	08-09

## FREE THROW ATTEMPTS

Dirk Nowitzki.....	708	04-05
Mark Aguirre.....	621	83-84
Jamal Mashburn.....	605	94-95
Dirk Nowitzki.....	598	05-06
Mark Aguirre.....	589	82-83

## FREE THROW PERCENTAGE

Steve Nash.....	.916	03-04
Dirk Nowitzki.....	.915	09-10
Steve Nash.....	.909	02-03
Dirk Nowitzki.....	.904	06-07
Dirk Nowitzki.....	.901	05-06

## 3-PT FIELD GOALS

George McCloud.....	257	95-96
Jose Calderon.....	191	13-14
Wesley Matthews.....	189	15-16
Wesley Matthews.....	174	16-17
Jason Kidd.....	176	09-10

## 3-PT FIELD GOAL ATTEMPTS

George McCloud.....	678	95-96
Wesley Matthews.....	525	15-16
Luka Dončić.....	514	18-19
Wesley Matthews.....	479	16-17
Jason Terry.....	456	08-09

## 3-PT FIELD GOAL PERCENTAGE

Doug McDermott.....	.494	17-18
Hubert Davis.....	.491	99-00
Brian Cardinal.....	.483	10-11
Jason Kidd.....	.461	07-08
Steve Nash.....	.455	01-02

## ASSISTS

Jason Kidd.....	783	95-96
Jason Kidd.....	724	09-10
Jason Kidd.....	702	08-09
Steve Nash.....	687	03-04
Jason Kidd.....	655	10-11

## BLOCKED SHOTS

Shawn Bradley.....	228	00-01
Shawn Bradley.....	214	97-98
Shawn Bradley.....	190	99-00
Shawn Bradley.....	170	02-03
Shawn Bradley.....	159	98-99

## DISQUALIFICATIONS

Doug Smith.....	12	92-93
Kurt Nimphius.....	11	82-83
Wayne Cooper.....	10	81-82
Pat Cummings.....	9	82-83
Lorenzo Williams.....	9	95-96
Shawn Bradley.....	9	97-98

## FOULS

Roy Tarpley.....	313	87-88
Randy White.....	308	90-91
Jay Vincent.....	308	81-82
Lorenzo Williams.....	306	94-95
Pat Cummings.....	296	82-83
Jay Vincent.....	295	82-83

## TURNOVERS

Jim Jackson.....	334	93-94
Jason Kidd.....	328	95-96
Mark Aguirre.....	285	83-84
Monta Ellis.....	264	13-14
Mark Aguirre.....	261	82-83



# SEASON HIGHS & LISTS

## ATTENDANCE SUMMARY

REUNION ARENA YEAR	TOTAL HOME ATTENDANCE	AVG. HOME ATTENDANCE	ARENA CAPACITY	PCT. CAPACITY	NBA RANKING	SELLOUTS	10,000+	AVG. ROAD ATTENDANCE
1980-81	319,347	7,789	17,772	43.8	18TH	1	7	8,912
1981-82	390,292	9,519	17,134	55.6	15TH	3	12	9,082
1982-83	487,158	11,882	17,134	69.3	9TH	6	28	8,252
1983-84	583,134	14,223	17,007	83.6	5TH	11	40	9,592
1984-85	684,466	16,694	17,007	98.2	2ND	24	41	9,660
1985-86	693,052	16,904	17,007	99.4	2ND	31	41	10,938
1986-87	696,333	16,984	17,007	99.9	2ND	38	41	12,429
1987-88	695,592	16,966	17,007	99.8	4TH	37	41	12,775
1988-89	695,056	16,953	17,007	99.7	8TH	35	41	14,400
1989-90	691,570	16,868	17,007	99.2	8TH	32	41	14,706
1990-91	683,927	16,681	17,007	98.1	7TH	24	41	14,498
1991-92	649,741	15,847	17,502	90.5	11TH	6	41	14,786
1992-93	554,724	13,530	17,502	77.3	21ST	4	41	15,095
1993-94	526,414	12,839	17,502	73.4	25TH	3	41	15,572
1994-95	678,433	16,547	17,502	94.5	13TH	27	41	16,953
1995-96	684,138	16,686	17,502	95.3	17TH	19	41	17,199
1996-97	619,178	15,102	18,042	83.7	25TH	6	41	12,697
1997-98	541,545	13,208	18,042	73.2	26TH	5	36	15,792
1998-99	362,837	14,513	18,121	80.2	25TH	3	25	16,313
1999-00	606,177	14,785	18,187	81.3	23RD	6	41	15,843
2000-01	680,138	16,589	18,187	91.2	13TH	20	41	15,762

AMERICAN AIRLINES CENTER YEAR	TOTAL HOME ATTENDANCE	AVG. HOME ATTENDANCE	ARENA CAPACITY	PCT. CAPACITY	NBA RANKING	SELLOUTS	20,000+	AVG. ROAD ATTENDANCE
2001-02	802,783	19,580	19,200	101.9	6TH	34	22	17,049
2002-03	816,429	19,913	19,200	103.7	3RD	41	16	17,618
2003-04	825,594	20,136	19,200	104.9	2ND	41	27	17,453
2004-05	822,533	20,062	19,200	104.5	3RD	41	24	17,259
2005-06	824,693	20,114	19,200	104.8	3RD	41	29	17,592
2006-07	814,009	20,350	19,200	106.0	4TH	41	39	17,821
2007-08	831,738	20,286	19,200	105.7	4TH	41	39	17,716
2008-09	821,723	20,042	19,200	104.4	4TH	41	22	17,102
2009-10	819,770	19,994	19,200	104.1	4TH	41	18	17,129
2010-11	824,162	20,102	19,200	104.7	4TH	41	27	16,657
2011-12	671,050	20,335	19,200	105.9	3RD	33	31	17,712
2012-13	896,944	20,036	19,200	104.4	2ND	41	21	17,613
2013-14	817,982	19,950	19,200	103.9	2ND	41	19	17,268
2014-15	827,702	20,187	19,200	105.1	3RD	41	31	17,653
2015-16	825,901	20,144	19,200	104.9	3RD	41	31	17,727
2016-17	811,366	19,789	19,200	103.1	4TH	41	14	17,519
2017-18	811,453	19,791	19,200	103.1	5TH	41	14	17,374
2018-19	820,569	20,014	19,200	104.2	3RD	41	24	18,073

## MAVS HEAD COACHES

COACH	YEARS	--REGULAR SEASON--			--PLAYOFFS--		
		W	L	PCT	W	L	PCT
RICK CARLISLE	2008-09 THROUGH PRESENT	470	416	.530	28	30	.483
DON NELSON§	1997-98 THROUGH 3/17/05	339	251	.575	19	24	.442
DICK MOTTA	1980-81 THROUGH 1986-87	329	409	.446	11	17	.393
AVERY JOHNSON#	1994-95 THROUGH 1995-96	194	70	.735	23	24	.489
JOHN MACLEOD*	1987-88 THROUGH 11/26/89	96	79	.549	10	7	.588
RICHIE ADUBATO+	1989-90 THROUGH 1/13/93	94	170	.356	0	3	.000
JIM CLEAMONS	1996-97 THROUGH 12/4/97	28	70	.286	0	0	.000
QUINN BUCKNER	1993-94	13	69	.159	0	0	.000
GAR HEARDc	1992-93	9	44	.170	0	0	.000

§ NELSON TOOK OVER FOR CLEAMONS 16 GAMES INTO THE 1997-98 SEASON.  
 \* MACLEOD WAS DISMISSED 11 GAMES INTO THE 1989-90 SEASON.  
 + ADUBATO TOOK OVER FOR MACLEOD 11 GAMES INTO THE 1989-90 SEASON, AND WAS DISMISSED 29 GAMES INTO THE 1992-93 SEASON.  
 c HEARD TOOK OVER FOR ADUBATO 29 GAMES INTO THE 1992-93 SEASON.  
 # JOHNSON TOOK OVER FOR NELSON 64 GAMES INTO THE 2004-05 SEASON.

## MAVS ASSISTANT COACHES

RICHIE ADUBATO	1986-87 – 1989-90	AVERY JOHNSON	2004-05	BOB SALMI	1996-97 – 1997-98
SONNY ALLEN	1997-98	POPEYE JONES	2006-07 – 2009-10	TOM STERNER	2008-09 – 2009-10
DARRELL ARMSTRONG	2008-09 – PRESENT	MONTE MATHIS	2009-10 – 2014-15	TERRY STOTTS	2008-09 – 2011-12
GREG BALLARD	1993-94	SIDNEY MONCRIEF	1999-00 – 2002-03	LARRY SHYATT	2016-17 – 2018-19
ROLANDO BLACKMAN	2000 – 2005-06	JAMAH MOSLEY	2014-15 – PRESENT	KURT THOMAS	1997-98
BUTCH BEARD	1996-97 – 1997-98	KIP MOTTA	1994-95 – 1995-96	LANNY VAN EMAN	1996-97
TONY BROWN	2011-12 – 2013-14	DONN NELSON	1997-98 – 2003-04	KIKI VANDEWEGHE	1999-2001
KALEB CANALES	2013-14 – 2017-18	TOM NEWELL	1993-94	SAM VINCENT	2006-07
DWANE CASEY	2008-09 – 2010-11	JACK NOLAN	1996-97	MIKE WEINAR	2017-18 – PRESENT
BRAD DAVIS	1992-93, 94-95 – 95-96, 99-00 – PRESENT	JIM O'BRIEN	2012-13	BOB WEISS	1980-81 – 1985-86
RON EKKER	1997-98	CHARLIE PARKER	1996-97 – 2004-05	PAUL WESTPHAL	2007-08
MARIO ELIE	2007-08 – 2008-09	JOE PRUNTY	2005-06 – 2007-08	RANDY WITTMAN	1993-94
DEL HARRIS	2000 – 2006-07	CLIFFORD RAY	1992-93	BOB ZUFFELATO	1990-91 – 1992-93
GAR HEARD	1987-88 – 1992-93 AND 1999-00	LARRY RILEY	2002-03 – 2005-06		
MELVIN HUNT	2015-16 – 2017-18	SCOTT ROTH	1997-98 – 1999-2000		



## MAVS FINAL RECORDS/STANDINGS

YEAR	HEAD COACH	RECORD	DIVISION, GB	WEST	HOME	ROAD	P.O.	ATTEND.
1980-81	DICK MOTTA	15-67	6TH, 37	12TH	11-30	4-37	—	7,789
1981-82	DICK MOTTA	28-54	5TH, 20	10TH	16-25	12-29	—	9,519
1982-83	DICK MOTTA	38-44	4TH, 15	8TH	23-18	15-26	—	11,882
1983-84	DICK MOTTA	43-39	2ND, 2	4TH	31-10	12-29	4-6	14,223
1984-85	DICK MOTTA	44-38	3RD, 8	4TH	24-17	20-21	1-3	16,694
1985-86	DICK MOTTA	44-38	3RD, 7	4TH	26-15	18-23	5-5	16,904
1986-87	DICK MOTTA	55-27	1ST, —	2ND	35-6	20-21	1-3	16,984
1987-88	JOHN MACLEOD	53-29	2ND, 1	3RD	33-8	20-21	10-7	16,966
1988-89	JOHN MACLEOD	38-44	4TH,13	9TH	24-17	14-27	—	16,953
1989-90	JOHN MACLEOD	5-6						
	RICHIE ADUBATO	42-29	3RD, 9	6TH	30-11	17-24	0-3	16,868
1990-91	RICHIE ADUBATO	28-54	6TH, 27	12TH	20-21	8-33	—	16,681
1991-92	RICHIE ADUBATO	22-60	5TH, 33	12TH	15-26	7-34	—	15,847
1992-93	RICHIE ADUBATO	2-27						
	GAR HEARD	9-44	6TH, 44	13TH	7-34	4-37	—	13,530
1993-94	QUINN BUCKNER	13-69	6TH, 45	13TH	6-35	7-34	—	12,839
1994-95	DICK MOTTA	36-46	5TH, 26	10TH	19-22	17-24	—	16,547
1995-96	DICK MOTTA	26-56	15TH, 33	113TH	16-25	10-31	—	16,686
1996-97	JIM CLEAMONS	24-58	4TH, 40	11TH	14-27	10-31	—	15,102
1997-98	JIM CLEAMONS	4-12						
	DON NELSON	16-50	5TH, 42	10TH	13-28	7-34	—	13,208
1998-99	DON NELSON	19-31	5TH, 18	11TH	15-10	4-21	—	14,513
1999-00	DON NELSON	40-42	4TH, 15	9TH	22-19	18-23	—	14,785
2000-01	DON NELSON	53-29	12ND, 5	14TH	28-13	25-16	4-6	16,589
2001-02	DON NELSON	57-25	2ND, 1	4TH	30-11	27-14	4-4	19,580
2002-03	DON NELSON	60-22	1ST, —	2ND	33-8	27-14	10-10	19,913
2003-04	DON NELSON	52-30	3RD, 6	5TH	36-5	16-25	1-4	20,136
2004-05	DON NELSON	42-22	2ND, 1	3RD	29-12	29-12	6-7	20,062
	AVERY JOHNSON	16-2						
2005-06	AVERY JOHNSON	60-22	2ND, 3	2ND	34-7	26-15	14-9	20,114
2006-07	AVERY JOHNSON	67-15	1ST, —	1ST	36-5	31-10	2-4	20,350
2007-08	AVERY JOHNSON	51-31	4TH, 5	7TH	34-7	17-24	1-4	20,286
2008-09	RICK CARLISLE	50-32	3RD, 4	6TH	32-9	18-23	3-1	20,042
2009-10	RICK CARLISLE	55-27	1ST, —	2ND	28-13	27-14	5-5	19,994
2010-11	RICK CARLISLE	57-25	2ND, 4	3RD	29-12	28-13	16-5	20,102
2011-12	RICK CARLISLE	36-30	3RD, 14	7TH	23-10	13-20	0-4	20,335
2012-13	RICK CARLISLE	41-41	4TH, 17	10TH	24-17	17-24	—	20,036
2013-14	RICK CARLISLE	49-33	4TH, 13	8TH	26-15	23-18	3-4	19,951
2014-15	RICK CARLISLE	50-32	4TH, 6	7TH	27-14	23-18	1-4	20,188
2015-16	RICK CARLISLE	42-40	2ND, 25	6TH	23-18	19-22	1-4	20,144
2016-17	RICK CARLISLE	33-49	5TH, 28	11TH	21-20	12-29	1-4	19,789
2017-18	RICK CARLISLE	24-58	4TH, 41	13TH	15-26	9-32	—	19,791
2018-19	RICK CARLISLE	33-49	13RD, 20	112TH	24-17	9-32	—	20,013

## MAVS RECORD BY MONTH

	OCT.	NOV.	DEC.	JAN.	FEB.	MAR.	APR.	MAY
1980-81	2-10	1-12	2-14	3-9	1-13	6-9	—	—
1981-82	1-1	1-12	5-9	6-7	6-8	5-12	4-5	—
1982-83	1-1	6-6	5-9	9-7	7-6	8-9	2-6	—
1983-84	1-1	10-3	5-10	9-5	7-9	7-7	4-4	—
1984-85	1-1	8-8	6-6	9-7	8-4	9-8	3-4	—
1985-86	1-1	8-6	5-8	9-6	6-8	11-5	4-4	—
1986-87	1-0	9-5	9-4	9-6	9-5	12-4	6-3	—
1987-88	0-0	7-5	10-3	11-4	10-5	8-6	7-6	—
1988-89	0-0	9-4	8-5	4-11	8-5	3-14	6-5	—
1989-90	0-0	6-7	9-6	9-7	7-5	9-5	7-5	—
1990-91	0-0	6-6	4-10	5-10	6-7	4-12	3-9	—
1991-92	0-0	7-8	5-9	1-13	4-9	1-15	4-6	—
1992-93	0-0	1-9	1-13	1-14	1-12	3-14	4-9	—
1993-94	0-0	1-12	1-12	1-16	5-8	0-13	5-8	—
1994-95	0-0	7-4	6-8	3-13	5-7	10-6	5-8	—
1995-96	0-0	5-8	3-11	6-8	5-9	3-14	4-6	—
1996-97	0-0	4-10	6-7	4-11	5-7	3-14	2-9	—
1997-98	1-0	3-11	1-14	3-11	3-10	8-8	1-8	—
1998-99	0-0	0-0	0-0	0-0	5-10	5-12	8-7	1-2
1999-00	0-0	5-11	4-10	8-5	7-6	7-9	9-1	—
2000-01	1-0	9-6	10-6	8-6	8-4	10-4	7-3	—
2001-02	1-0	9-6	11-3	12-4	7-4	11-5	6-3	—
2002-03	1-0	14-1	10-4	11-4	8-5	11-4	5-4	—
2003-04	1-1	10-5	7-6	11-6	9-2	8-8	6-2	—
2004-05	0-0	10-6	9-4	9-4	10-3	10-6	10-1	—
2005-06	0-0	10-4	12-4	13-2	10-1	9-8	6-3	—
2006-07	0-0	11-4	13-3	14-2	10-0	13-2	6-4	—
2007-08	1-0	10-5	9-6	11-3	8-6	7-8	5-3	—
2008-09	0-1	8-7	11-4	8-7	8-4	9-7	6-2	—
2009-10	2-1	11-4	9-5	8-7	9-4	11-4	5-2	—
2010-11	2-1	11-3	11-3	8-8	11-1	10-6	4-3	—
2011-12	0-0	0-0	1-3	13-5	7-7	9-8	6-7	—
2012-13	1-1	6-8	5-10	7-8	6-5	11-5	5-4	—
2013-14	1-0	9-8	8-5	9-8	9-3	8-6	5-3	—
2014-15	1-1	12-4	10-5	9-7	7-5	6-7	5-3	—
2015-16	1-1	9-7	9-5	9-9	4-6	5-10	5-2	—
2016-17	0-3	3-11	7-10	8-6	6-5	7-9	2-5	—
2017-18	1-7	4-10	8-8	3-11	3-7	4-10	1-5	—
2018-19	2-6	8-4	7-9	6-9	4-6	3-12	3-3	—
TOTALS	25-38	268-250	262-271	287-286	259-231	284-325	186-175	1-2





## RECORD AGAINST DIVISION & CONFERENCE

	ATLANTIC	CENTRAL	SOUTHEAST	EAST	MID/SOUTHWEST	PACIFIC	NORTHWEST	WEST	OVERALL
1980-81	2-8	1-11	NA	3-19	5-25	7-23	NA	12-48	15-67
1981-82	4-6	5-7	NA	9-13	11-19	8-22	NA	19-41	28-54
1982-83	0-10	6-6	NA	6-16	15-15	17-13	NA	32-28	38-44
1983-84	2-8	5-7	NA	7-15	19-11	17-13	NA	36-24	43-39
1984-85	5-5	6-6	NA	11-11	14-16	19-11	NA	33-27	44-38
1985-86	5-5	6-6	NA	11-11	16-14	17-13	NA	33-27	44-38
1986-87	7-3	6-6	NA	13-9	19-11	23-7	NA	42-18	55-27
1987-88	4-6	8-4	NA	12-10	20-10	21-9	NA	41-19	53-29
1988-89	6-6	2-10	NA	8-16	19-11	11-17	NA	30-28	38-44
1989-90	8-5	10-3	NA	18-8	17-11	12-16	NA	29-27	47-35
1990-91	7-5	4-10	NA	11-15	7-21	10-18	NA	17-39	28-54
1991-92	3-11	4-10	NA	7-21	11-15	4-24	NA	15-39	22-60
1992-93	3-11	3-11	NA	6-22	3-23	2-26	NA	5-49	11-71
1993-94	1-13	2-12	NA	3-25	7-19	3-25	NA	10-44	13-69
1994-95	5-9	8-6	NA	13-15	11-15	12-16	NA	23-31	36-46
1995-96	4-10	3-13	NA	7-23	10-14	9-19	NA	19-33	26-56
1996-97	6-8	2-14	NA	8-22	9-15	7-21	NA	16-36	24-58
1997-98	3-11	4-12	NA	7-23	9-15	4-24	NA	13-39	20-62
1998-99	1-2	2-1	NA	3-3	8-12	8-16	NA	16-28	19-31
1999-00	3-11	9-7	NA	12-18	12-12	16-12	NA	28-24	40-42
2000-01	11-3	12-4	NA	23-7	14-10	16-12	NA	30-22	53-29
2001-02	9-5	14-2	NA	23-7	16-8	18-10	NA	34-18	57-25
2002-03	13-1	13-3	NA	26-4	18-6	16-12	NA	34-18	60-22
2003-04	10-4	9-7	NA	19-11	14-10	19-9	NA	33-19	52-30
2004-05	9-1	6-4	8-2	23-7	11-5	10-8	14-4	35-17	58-24
2005-06	7-3	7-3	13-3	23-7	13-3	9-9	15-3	37-15	60-22
2006-07	10-0	8-2	9-1	27-3	14-2	11-7	15-3	40-12	67-15
2007-08	5-5	6-4	10-6	18-12	10-6	12-6	11-7	33-19	51-31
2009-09	7-3	6-4	8-2	21-9	7-9	11-7	11-7	29-23	50-32
2009-10	6-4	9-1	7-3	22-8	10-6	9-9	14-4	33-19	55-27
2010-11	9-1	4-6	9-1	22-8	8-8	15-3	12-6	35-17	57-25
2011-12	5-2	2-3	3-3	10-8	8-5	8-9	10-8	26-22	36-30
2012-13	5-5	6-4	6-4	17-13	7-9	10-8	7-11	24-28	41-41
2013-14	5-5	9-1	6-4	20-10	9-7	10-8	10-8	29-23	49-33
2014-15	9-1	5-5	7-3	21-9	7-9	9-9	13-5	29-23	50-32
2015-16	8-2	4-6	3-7	15-15	7-9	9-9	11-7	27-25	42-40
2016-17	4-6	6-4	4-6	14-16	5-11	8-10	6-12	19-33	33-49
2017-18	2-8	4-6	4-6	10-20	5-11	4-14	5-13	14-38	24-58
2018-19	4-6	6-4	5-5	15-15	4-12	6-12	8-10	18-34	33-49
<b>TOTALS</b>	<b>217-218</b>	<b>232-235</b>	<b>102-56</b>	<b>544-504</b>	<b>429-470</b>	<b>437-516</b>	<b>162-108</b>	<b>1,028-1,074</b>	<b>1,572-1,578</b>

## ALL-STAR BREAK/HALFWAY-POINT RECORDS

YEAR	DATE OF A-S GAME	RECORD BEFORE	RECORD AFTER	FIRST 41 GAMES	LAST 41 GAMES	OVERALL RECORD
1980-81	FEB. 1	8-45	7-22	5-36	10-31	15-67
1981-82	JAN. 31	13-29	15-25	13-28	15-26	28-54
1982-83	FEB. 13	25-24	13-20	19-22	19-22	38-44
1983-84	JAN. 29	25-19	18-20	22-19	21-20	43-39
1984-85	FEB. 10	27-23	17-15	22-19	22-19	44-38
1985-86	FEB. 9	25-22	19-16	20-21	24-17	44-38
1986-87	FEB. 8	30-16	25-11	26-15	29-12	55-27
1987-88	FEB. 7	28-15	25-14	28-13	25-16	53-29
1988-89	FEB. 12	24-21	14-23	21-20	17-24	38-44
1989-90	FEB. 11	26-22	21-13	21-20	26-15	47-35
1990-91	FEB. 10	17-27	11-27	15-26	13-28	28-54
1991-92	FEB. 9	13-34	9-26	13-28	9-32	22-60
1992-93	FEB. 21	4-45	7-26	3-38	8-33	11-71
1993-94	FEB. 13	6-42	7-27	2-39	11-30	13-69
1994-95	FEB. 12	18-28	18-18	16-25	20-21	36-46
1995-96	FEB. 11	16-30	10-26	14-27	12-29	26-56
1996-97	FEB. 9	16-28	8-30	14-27	10-31	24-58
1997-98	FEB. 8	9-38	11-24	7-34	13-28	20-62
1998-99	NA	NA	NA	8-17 (1ST 25)	11-14 (LAST 25)	19-31
1999-00	FEB. 13	20-28	20-14	15-26	25-16	40-42
2000-01	FEB. 11	31-19	22-10	25-16	28-13	53-29
2001-02	FEB. 10	35-14	22-11	29-12	28-13	57-25
2002-03	FEB. 9	38-10	22-12	33-8	27-14	60-22
2003-04	FEB. 15	33-19	19-11	25-16	27-14	52-30
2004-05	FEB. 20	35-16	23-8	28-13	30-11	58-24
2005-06	FEB. 19	41-11	19-11	31-10	29-12	60-22
2006-07	FEB. 18	44-9	23-6	33-8	34-7	67-15
2007-08	FEB. 16	35-18	16-13	23-18	28-13	51-31
2008-09	FEB. 15	31-21	19-11	24-17	26-15	50-32
2009-10	FEB. 14	32-20	23-7	27-14	28-13	55-27
2010-11	FEB. 20	40-16	17-9	27-14	30-11	57-25
2011-12	FEB. 26	21-13	15-17	21-12 (1ST 33)	16-18 (LAST 33)	36-30
2012-13	FEB. 17	23-29	18-12	17-24	24-17	41-41
2013-14	FEB. 16	32-22	17-11	24-17	25-16	49-33
2014-15	FEB. 15	36-19	14-13	28-13	22-19	50-32
2015-16	FEB. 14	29-26	13-14	23-18	19-22	42-40
2016-17	FEB. 19	22-34	11-15	14-27	19-22	33-49
2017-18	FEB. 18	18-40	6-18	13-28	11-30	24-58
2018-19	FEB. 17	26-31	7-18	19-22	14-17	33-49



## YEARLY STREAKS

YEAR	LONGEST WIN STREAK	DATES	LONGEST LOSING STREAK	DATES
1980-81	2	3 TIMES	15	1/18-2/20
1981-82	4	1/20-1/26	12	11/3-11/25
1982-83	5	1/18-1/26	7	3/2-4/8
1983-84	8	11/17-12/3	5	3 TIMES
1984-85	4	4 TIMES	3	3 TIMES
1985-86	6	11/19-12/3	6	2/19-2/28
1986-87	6	2 TIMES	2	5 TIMES
1987-88	11	2/14-3/4	4	2 TIMES
1988-89	5	11/17-11/26	12	3/10-3/30
1989-90	7	1/19-1/31	5	1/10-1/17
1990-91	4	11/3-11/9	8	4/3-4/15
1991-92	3	11/14-11/19	15	3/1-3/26
1992-93	2	2 TIMES	19	2/6-3/15
1993-94	2	3 TIMES	20	11/13-12/22
1994-95	6	3/20-3/30	8	1/18-1/31
1995-96	4	11/3-11/9	11	3/7-3/25
1996-97	3	12/5-12/10	11	3/18-4/6
1997-98	3	10/31-11/4	15	12/6-1/3
1998-99	4	4/26-5/1	7	2/9-2/19
1999-00	5	4/2-4/11	6	2/29-3/9
2000-01	6	3/7-3/17	3	1/11-1/15, 4/7-4/11
2001-02	10	12/11-1/2	3	11/15-11/20, 12/5-12/10
2002-03	14	10/30-11/27	3	3 TIMES
2003-04	9	1/12-1/27	4	12/17-12/23
2004-05	9	4/5-4/20	3	2 TIMES
2005-06	13	1/14-2/9	3	3/28-3/31
2006-07	17	1/27-3/11	4	11/2-11/8
2007-08	7	12/29-1/12	3	3/2-3/6, 3/18-3/23
2008-09	5	11/16-11/25	5	11/7-11/14
2009-10	13	2/17-3/10	3	1/28-2/1
2010-11	12	11/20-12/11	6	1/6-1/17
2011-12	6	2/8-2/17	4	2/22-3/2
2012-13	4	2 TIMES	5	12/21-12/30
2013-14	5	1/31-2/9	3	2/28-3/5
2014-15	6	12/26-1/5	4	1/23-1/28
2015-16	6	2 TIMES	5	3/3-3/12
2016-17	4	2 TIMES	8	11/9-11/23
2017-18	4	12/26-12/31	6	10/26-11/4
2018-19	4	11/10-11/17	7	3/2-3/14

## ALL-TIME RECORD STREAKS

### LONGEST WINNING STREAKS

17	1/27/07	-	3/11/07
14	10/30/02	-	11/27/02
13	2/17/10	-	3/10/10
13	12/13/06	-	1/5/07
13	1/14/06	-	2/9/06
12	11/20/10	-	12/11/10
12	11/9/06	-	12/1/06
11	2/14/88	-	3/4/88
10	1/22/11	-	2/9/11
10	12/11/01	-	1/2/02
9	3/16/07	-	3/30/07
9	4/5/05	-	4/20/05
9	1/12/04	-	1/27/04
8	2/12/11	-	3/4/11
8	1/9/07	-	1/23/07
8	11/17/83	-	12/3/83
7	12/29/07	-	1/12/08
7	11/11/05	-	11/25/06
7	1/15/02	-	1/26/02
7	1/19/90	-	1/31/90
7	1/18/88	-	1/29/88

### LONGEST HOME WINNING STREAKS

23	12/9/06	-	3/6/07
16	1/3/06	-	3/3/06
12	12/29/07	-	2/29/08
12	11/2/02	-	12/17/02
11	11/6/18	-	12/12/18
11	11/14/87	-	1/13/88
11	10/29/83	-	12/3/83
10	11/1/03	-	12/2/03
10	1/19/90	-	3/2/90
9	1/19/11	-	3/4/11
9	2/18/09	-	3/25/09
9	3/17/05	-	4/19/05
9	2/3/04	-	3/8/04
9	11/26/86	-	1/2/87
8	2/17/10	-	3/10/10
8	2/17/88	-	3/4/88
8	3/14/87	-	4/18/87

### LONGEST HOME LOSING STREAKS

19#	11/6/93	-	1/21/94
12	2/15/94	-	4/2/94
9	1/20/81	-	2/27/81
8	2/10/93	-	3/15/93
7	11/8/97	-	11/25/97
7	1/14/95	-	2/3/95
7	11/21/92	-	12/12/92
7	11/3/81	-	11/24/81
6	12/14/99	-	1/6/00
6	12/26/92	-	1/15/93
6	11/18/80	-	12/9/80
6	10/14/80	-	11/11/80

### LONGEST ROAD WINNING STREAKS

8	11/20/10	-	12/27/10
8	1/15/02	-	2/12/02
7	10/30/02	-	11/27/02
7	12/15/00	-	1/10/01
6	2/12/11	-	3/7/11
6	3/18/07	-	3/27/07
6	1/31/07	-	3/11/07
6	1/18/06	-	2/1/06
6	2/6/05	-	2/23/05
5	1/22/11	-	2/9/11
5	3/27/10	-	4/12/10
5	2/19/10	-	3/8/10
5	11/13/09	-	11/27/09
5	1/9/07	-	1/23/07
5	12/16/06	-	1/5/07
5	11/9/06	-	11/24/06
5	11/27/04	-	12/21/04
5	1/12/04	-	1/27/04
5	11/19/88	-	12/20/88
5	1/7/88	-	1/27/88
5	1/18/83	-	2/8/83

### LONGEST LOSING STREAKS

20	11/13/93	-	12/22/93
19	2/6/93	-	3/15/93
16	12/28/93	-	1/27/94
15	12/6/97	-	1/3/98
15	12/18/92	-	1/16/93
15	3/1/92	-	3/26/92
15	1/18/81	-	2/20/81
12	11/17/92	-	12/12/92
12	3/10/89	-	3/30/89
12	11/3/81	-	11/25/81
12	11/16/80	-	12/10/80

### LONGEST ROAD LOSING STREAKS

29	11/10/92	-	3/13/93
26	12/26/91	-	4/9/92
22	11/5/97	-	2/11/98
19	10/24/80	-	1/5/81
13	3/1/91	-	4/21/91
12	3/3/89	-	3/31/89
11	2/22/99	-	4/16/99
10	11/18/93	-	12/22/93
10	12/21/88	-	1/24/89
10	10/30/81	-	12/12/81

#NBA RECORD



### ALL-TIME COMEBACKS

DEFICIT	SCORE	TIME	OPPONENT	DAL-OPP	DATE
29	41-70	10:26 3RD	VS. MINNESOTA	107-100	12/30/08
25	37-62	1:05 2ND	AT DENVER	124-123 (OT)	11/26/94
24	20-44	8:46 2ND	VS. SACRAMENTO	106-98	11/11/14
24	49-25	5:58 2ND	VS. TORONTO	105-99	11/20/07
24	62-86	6:01 3RD	VS. TORONTO	115-113 (OT)	2/25/06
23	32-55	3:15 2ND	VS. DENVER	122-116 (OT)	2/26/16
22	58-80	5:43 3RD	AT MINNESOTA	107-103	12/18/01
22	15-37	0:15 1ST	VS. ORLANDO	115-106 (OT)	1/18/01
22	38-60	0:31 2ND	VS. SAN ANTONIO	97-96	3/21/00
21	23-44	11:12 2ND	VS. GOLDEN STATE	116-106	11/27/01
21	53-74	6:19 3RD	AT WASHINGTON	102-97	2/21/95
20	58-78	6:40 3RD	AT BOSTON	108-100	2/28/00
20	67-47	3:24 3RD	AT SEATTLE	89-81	11/1/97
19	3-22	6:16 1ST	AT TORONTO	114-96	2/27/11
19	38-57	10:29 3RD	VS. CLEVELAND	91-87	3/14/06
19	31-50	4:32 2ND	VS. MEMPHIS	97-87	2/23/06
19	45-64	5:32 3RD	VS. DENVER	83-80	11/15/05
19 *	25-44	8:09 2ND	AT SAN ANTONIO	103-91	5/27/03
19	29-48	2:22 2ND	AT ATLANTA	91-81	2/5/01
19	60-79	8:52 4TH	VS. CHICAGO	104-97 (OT)	3/12/98
19	27-46	6:05 2ND	VS. SAN ANTONIO	104-98	4/4/90
19	17-36	9:11 2ND	AT PORTLAND	101-94	11/13/84

\* PLAYOFFS

### BIGGEST LEADS THAT GOT AWAY

LEAD	SCORE	TIME	OPPONENT	DAL-OPP	DATE
30	66-36	11:20 3RD	AT L.A. LAKERS	103-105	12/6/02
27	85-58	3:09 3RD	VS. PHOENIX	108-109 (OT)	3/2/97
26	51-25	8:00 2ND	AT ATLANTA	111-114	10/24/18
26	63-37	9:43 2ND	VS. SEATTLE	105-113	3/22/92
25	51-26	5:25 2ND	AT MEMPHIS	84-90	2/27/13
24	74-50	5:53 3RD	VS. MINNESOTA	110-113 (OT)	1/17/98
23*	67-44	1:31 3RD	AT PORTLAND	82-84	4/23/11
23	91-68	5:17 3RD	VS. DENVER	140-141 (OT)	3/1/85
22	40-18	1:23 1ST	AT GOLDEN STATE	114-128	2/4/15
22	41-19	11:40 2ND	AT L.A. CLIPPERS	99-100	12/10/03
22	34-12	2:49 1ST	VS. HOUSTON	112-114	4/16/89
21	34-13	0:36 1ST	AT TORONTO	85-93	1/22/14
21	69-48	8:37 3RD	AT PORTLAND	104-106	1/29/13
20	42-22	5:04 2ND	VS. MILWAUKEE	99-103	12/13/10
20	64-44	8:48 3RD	VS. DENVER	102-107	1/31/04
20	47-27	2:23 2ND	VS. HOUSTON	95-98 (OT)	4/11/02
19	47-28	7:54 2ND	VS. SAN ANTONIO	101-105	1/16/19
19	41-22	8:34 2ND	VS. TORONTO	108-109 (OT)	12/20/13
19	24-5	6:17 1ST	AT CHICAGO	91-98	11/13/08
19	53-34	9:20 3RD	VS. INDIANA	79-84	1/10/98
19	60-41	11:04 3RD	AT UTAH	91-97	4/10/91
19	81-62	2:08 3RD	AT SAN ANTONIO	94-100	1/16/91

\* PLAYOFFS

### YEARLY NBA STATISTICAL RANKINGS

		PTS	DEF	FG%	FT%	3FG%	REB	AST	STL	TO	B5	FG DEF
1980-81	ranking out of 23	21	19	23	12	8	23	17	23	5	23	23
1981-82	ranking out of 23	19	13	21	16	7	18	8	23	2	22	19
1982-83	ranking out of 23	5	18	11	5	11	9	6	23	1	22	18
1983-84	ranking out of 23	11	13	5T	12T	14	21	12	21	1	18T	17
1984-85	ranking out of 23	10	7	13	3	1	19	13	22	1	20	20
1985-86	ranking out of 23	2	21	5	7	1	15	14	22	1	17	20
1986-87	ranking out of 23	4	14	7	3	1	5	17	16	1	13	9T
1987-88	ranking out of 23	7	6	9T	4T	6	1	17	18	4	12	4T
1988-89	ranking out of 25	24	4	17	6T	7	23	24	23	3	6	8
1989-90	ranking out of 27	22	4	16T	10	17	21T	26	19	7	14	9
1990-91	ranking out of 27	25	12	15	16	11	24	25	26	4	17	19T
1991-92	ranking out of 27	27	14	27	14	5	1	26	27	6	24	12T
1992-93	ranking out of 27	26	27	27	27	12	18	27	20T	27	23	27
1993-94	ranking out of 27	27	17	27	8	21	20	27	6	7	27	26
1994-95	ranking out of 27	9	24	26	18T	24	2	11	26	21	25	25T
1995-96	ranking out of 29	9	29	29	24	18	2	11	19	13	22	29
1996-97	ranking out of 29	26	14	28	25	27	17	24	17	19	21	15
1997-98	ranking out of 29	26	19	27	9	8	23	28	20	7	6	20
1998-99	ranking out of 29	15	21	18	17	16	12	27	26	4	4	22
1999-00	ranking out of 29	3	25	12	2	2	22T	18	23	2	15	22
2000-01	ranking out of 29	4	16	5	2	4	21	18	19	6	5	14
2001-02	ranking out of 29	1	28	4	1	4	12	14	22	1	18	19
2002-03	ranking out of 29	1	16	7	1	3	17	9	11T	1	13	12
2003-04	ranking out of 29	1	28	3	1	11	2	3	15	1	10	27
2004-05	ranking out of 30	3	14	8	4	6	8	26	4	4	7T	8
2005-06	ranking out of 30	9	7	7	6	9	6	29	13	5	4	10
2006-07	ranking out of 30	9	4	5	2	4	8	24	24	5	12	7
2007-08	ranking out of 30	12	6	9	1	20	9	20	29	5	10T	4
2008-09	ranking out of 30	9	15	9	2	25	5	8	17	5	9	12
2009-10	ranking out of 30	11	15	12	1	5	17T	3	10	3	6	15
2010-11	ranking out of 30	11	10	5	8	11	14	2	23	12T	24T	8
2011-12	ranking out of 30	19	12	19	9	20	11	15	4	8	14	7
2012-13	ranking out of 30	8	27	8	2	6	16	5	16	5T	8	12
2013-14	ranking out of 30	8	20	4	3	2	26	6	5	3	21	22
2014-15	ranking out of 30	3	25	5	16	13	23	8	10	4	20	16
2015-16	ranking out of 30	16	14	20	3	23	19	18	26	2	29	15
2016-17	ranking out of 30	30	4	29	4	16	30	27	19	2	30	27
2017-18	ranking out of 30	28	12	26	19	17	27	19	25	1	29	23
2018-19	ranking out of 30	21	13	27	25	27	16	22	29	20	26T	16



## OVERTIME RECORD

	GAMES	HOME	ROAD	TOTAL
1980-81	4	1-3	0-0	1-3
1981-82	2	1-0	0-1	1-1
1982-83	2	0-1	0-1	0-2
1983-84	7*	2-3	1-1	3-4
1984-85	6**	1-4	1-0	2-4
1985-86	4#	1-2	1-0	2-2
1986-87	7###	1-0	2-4	3-4
1987-88	3	1-0	2-0	3-0
1988-89	4	0-1	2-1	2-2
1989-90	5+	3-1	1-0	4-1
1990-91	5	1-2	2-0	3-2
1991-92	3	2-1	0-0	2-1
1992-93	2	0-1	0-1	0-2
1993-94	2	1-1	0-0	1-1
1994-95	7+++	0-1	5-1	5-2
1995-96	8++++	3-3	1-1	4-4
1996-97	4**	0-2	1-1	1-3
1997-98	8#	3-2	1-2	4-4
1998-99	2	0-0	1-1	1-1
1999-00	2	0-0	2-0	2-0
2000-01	4###	2-0	1-1	3-1
2001-02	7#	0-1	5-1	5-2
2002-03	4	0-2	2-0	2-2
2003-04	4%	1-0	1-2	2-2
2004-05	2	2-0	0-0	2-0
2005-06	7#	2-0	3-2	5-2
2006-07	2**	0-1	1-0	1-1
2007-08	2	0-0	0-2	0-2
2008-09	4**	2-1	1-0	3-1
2009-10	8	2-2	3-1	5-3
2010-11	1	0-0	1-0	1-0
2011-12	6%^	2-1	1-2	3-3
2012-13	11###	2-3	1-5	3-8
2013-14	6	1-4	0-1	1-5
2014-15	6&	2-0	4-0	6-0
2015-16	12%	5-2	3-2	8-4
2016-17	4	2-1	0-1	2-2
2017-18	5	0-3	0-2	0-5
2018-19	4	0-1	1-2	1-3
<b>TOTALS</b>	<b>177</b>	<b>46-50</b>	<b>51-39</b>	<b>97-89</b>

\* INCLUDES 1-3 IN DOUBLE OT, 1-2 AT HOME  
 \*\* INCLUDES 0-1 IN DOUBLE OT, AT HOME  
 # INCLUDES 1-0 IN DOUBLE OT, ON ROAD  
 ## INCLUDES 0-1 IN DOUBLE OT, ON ROAD  
 ^ INCLUDES 0-1 IN TRIPLE OT, ON ROAD  
 + INCLUDES 0-1 IN TRIPLE OT, AT HOME  
 ++ INCLUDES 2-1 IN DOUBLE OT, ON ROAD  
 +++ INCLUDES 2-0 IN DOUBLE OT, AT HOME  
 & INCLUDES 2-0 IN DOUBLE OT, ON ROAD  
 % INCLUDES 1-0 IN DOUBLE OT, AT HOME

## GAMES MISSED DUE TO INJURY OR ILLNESS

Season	Record	Missed	Season	Record	Missed
2018-19	33-49	184	1996-97	24-58	217
2017-18	24-58	297	1995-96	26-56	212
2016-17	33-49	163	1994-95	36-46	83
2015-16	42-40	117	1993-94	13-69	185
2014-15	50-32	87	1992-93	11-71	246
2013-14	49-33	117	1991-92	22-60	240
2012-13	41-41	97	1990-91	28-54	199
2011-12	36-30	84	1989-90	47-35	108
2010-11	57-25	167	1988-89	38-44	141
2009-10	55-27	136	1987-88	53-29	37
2008-09	50-32	136	1986-87	55-27	26**
2007-08	51-31	96	1985-86	44-38	16
2006-07	67-15	111	1984-85	44-38	8**
2005-06	60-22	199	1983-84	43-39	94
2004-05	58-24	289	1982-83	38-44	60
2003-04	52-30	288	1981-82	28-54	58
2002-03	60-22	292	1980-81	15-67	78
2001-02	57-25	282			
2000-01	53-29	268			
1999-00	40-42	332*			
1998-99	19-31	144			
1997-98	20-62	363*			

\* MOST IN THE NBA  
 \*\* FEWEST IN THE NBA



## PRESEASON RECORDS

1980:	3-4	1990:	2-6	2000:	6-2	2010:	4-4
1981:	5-1	1991:	3-5	2001:	5-3	2011:	0-2
1982:	5-1	1992:	1-6	2002:	5-3	2012:	4-4
1983:	3-2	1993:	1-5	2003:	3-5	2013:	4-4
1984:	1-3	1994:	3-4	2004:	3-5	2014:	4-4
1985:	3-4	1995:	2-6	2005:	6-2	2015:	0-7
1986:	3-4	1996:	3-4	2006:	3-5	2016:	2-5
1987:	3-4	1997:	1-7	2007:	5-3	2017:	4-2
1988:	3-5	1998:	0-2	2008:	4-4	2018:	2-2
1989:	3-5	1999:	2-5	2009:	5-2		

## MAVS 20-POINT, 20-REBOUND GAMES

PLAYER	OPPONENT	DATE	PTS	REBS
SAM PERKINS	AT HOUSTON	12/12/85	31	20
JAMES DONALDSON	DENVER	12/19/86	20	22
ROY TARPLEY	PHOENIX	2/22/88	27	23
ROY TARPLEY	AT L.A. CLIPPERS	3/18/88	25	21
ROY TARPLEY	NEW YORK	3/22/88	29	24
ROY TARPLEY*	L.A. LAKERS	5/27/88	21	20
JAMES DONALDSON	NEW JERSEY	3/6/89	20	22
ROY TARPLEY	AT DENVER	4/23/89	20	20
ROY TARPLEY	AT SEATTLE (OT)	11/14/89	26	20
ROY TARPLEY	MILWAUKEE	4/1/90	24	25
POPEYE JONES	BOSTON	12/15/94	25	20
CHRIS GATLING	UTAH	11/16/96	23	20
SHAWN BRADLEY	PORTLAND	4/7/98	22	22
DIRK NOWITZKI	BOSTON	2/21/02	33	23
DIRK NOWITZKI	SACRAMENTO	2/23/02	26	21
DIRK NOWITZKI	PHOENIX	3/5/02	30	20
DIRK NOWITZKI	AT SAN ANTONIO	4/6/02	26	21
DIRK NOWITZKI	L.A. LAKERS	4/3/03	25	22
DIRK NOWITZKI*	AT SACRAMENTO (2OT)	5/10/03	25	20
DIRK NOWITZKI*	SAN ANTONIO	5/19/06	26	21
DIRK NOWITZKI	VS. MILWAUKEE	2/26/13	21	20

## MAVS 20-POINT, 20-ASSIST GAMES

PLAYER	OPPONENT	DATE	PTS	AST
JASON KIDD	UTAH (2OT)	2/8/96	20	25

## OPPONENTS 20-POINT, 20-REBOUND GAMES

PLAYER	OPPONENT	DATE	PTS	REBS
MOSES MALONE	AT HOUSTON	10/29/80	38	21
MOSES MALONE	HOUSTON (OT)	3/24/81	30	22
MOSES MALONE	AT HOUSTON	2/23/82	34	21
MOSES MALONE	AT HOUSTON	3/30/82	38	20
MOSES MALONE	PHILADELPHIA (OT)	12/29/82	32	24
CLIFF ROBINSON	AT CLEVELAND	2/16/83	23	22
CHARLES BARKLEY	AT PHILADELPHIA	3/30/86	32	25
HAKHEEM OLAJUWON	AT HOUSTON	1/10/87	25	20
CHARLES BARKLEY	AT PHILADELPHIA	3/23/87	24	20
LARRY NANCE	AT PHOENIX (OT)	4/6/87	28	20
HAKHEEM OLAJUWON*	HOUSTON	4/30/88	41	26
BILL LAIMBEER	DETROIT	11/15/88	23	21
ROBERT PARISH	AT BOSTON	3/3/89	27	22
HAKHEEM OLAJUWON	AT HOUSTON	3/10/89	29	22
HAKHEEM OLAJUWON	AT HOUSTON	1/27/90	32	20
RONY SEIKALY	AT MIAMI	11/14/90	30	21
HAKHEEM OLAJUWON	HOUSTON	4/3/91	22	22
KEVIN WILLIS	ATLANTA	12/3/91	29	31
SHAQUILLE O'NEAL	AT ORLANDO	3/16/94	34	21
LOY VAUGHT	AT L.A. CLIPPERS	4/23/95	26	21
TOM GUGLIOTTA	MINNESOTA	2/3/96	22	20
ERVIN JOHNSON	DENVER	4/19/97	21	26
BRIAN GRANT	AT PORTLAND	4/3/98	20	20
SHAQUILLE O'NEAL	AT L.A. LAKERS	11/7/99	30	20
ANTAWN JAMISON	GOLDEN STATE	1/25/00	33	21
SHAREEF ABDUR-RAHIM	AT VANCOUVER (OT)	2/6/00	36	22
SHAQUILLE O'NEAL	L.A. LAKERS	4/18/00	38	20
TIM DUNCAN*	AT SAN ANTONIO	5/7/01	25	22
TIM DUNCAN*	AT SAN ANTONIO	5/14/01	32	20
LORENZEN WRIGHT	AT MEMPHIS	11/4/01	33	26
TIM DUNCAN*	SAN ANTONIO	5/23/03	34	24
TIM DUNCAN*	SAN ANTONIO	5/25/03	21	20
MALIK ROSE	AT SAN ANTONIO	11/8/03	20	22
KEVIN GARNETT	MINNESOTA	11/29/03	28	20
ELTON BRAND	L.A. CLIPPERS	12/20/03	22	20
KEVIN GARNETT	MINNESOTA	1/3/04	27	22
CARLOS BOOZER	CLEVELAND	3/30/04	23	20
DREW GOODEN	L.A. CLIPPERS	3/23/10	26	20
DEJUAN BLAIR	SAN ANTONIO	4/14/10	27	23



## OPPONENTS 20-POINT, 20-REBOUND GAMES (CONTINUED)

AL HORFORD	AT ATLANTA	11/20/10	20	20
DWIGHT HOWARD	AT ORLANDO	12/21/10	26	23
ZACH RANDOLPH	AT MEMPHIS	1/15/11	23	20
AL JEFFERSON	AT UTAH (3OT)	4/16/12	28	26
DEANDRE JORDAN	L.A. CLIPPERS	2/9/15	22	27
SERGE IBAKA	AT OKLAHOMA CITY	2/19/15	21	22
KENNETH FARIED	AT DENVER (OT)	3/6/16	25	20
DEANDRE JORDAN	L.A. CLIPPERS	3/7/16	23	20
RUDY GOBERT	UTAH (OT)	1/20/17	27	25
DEMARCUS COUSINS	NEW ORLEANS	11/3/17	20	22
DEMARCUS COUSINS	AT NEW ORLEANS	12/29/17	32	20
KARL-ANTHONY TOWNS	MINNESOTA	3/30/18	21	20
ANDRE DRUMMOND	AT DETROIT	1/31/19	24	20

\*PLAYOFFS

## TOP-SCORING GAMES OFF THE BENCH

POINTS	MINUTES	PLAYER	OPPONENT	DATE
40	30	RODRIGUE BEAUBOIS	AT GOLDEN STATE	3/27/10
40*	48	NICK VAN EXEL	AT SACRAMENTO (2OT)	5/10/03
39	33	TONY DUMAS	AT PHOENIX (OT)	1/12/96
36*	30	NICK VAN EXEL	SACRAMENTO	5/8/03
36	37	CEDRIC CEBALLOS	AT NEW JERSEY	1/22/00
35	39	JASON TERRY	AT NEW ORLEANS (OT)	11/4/09
35*	37	NICK VAN EXEL	AT SACRAMENTO	5/15/03
35	43	NICK VAN EXEL	SAN ANTONIO (OT)	3/20/03
35	30	CHRIS GATLING	CHICAGO	11/29/96
35	37	TONY DUMAS	SEATTLE (OT)	12/12/95
35	36	MARK AGUIRRE	AT SAN ANTONIO	3/22/85
35	34	JAY VINCENT	SAN ANTONIO	3/19/85
35	31	JAY VINCENT	AT BOSTON	3/8/85
34	38	JASON TERRY	SAN ANTONIO (OT)	1/29/12
34	24	AUSTIN CROSHERE	SEATTLE	1/30/07
34	35	CEDRIC CEBALLOS	AT SEATTLE	11/4/99
33	34	JASON TERRY	WASHINGTON	3/7/09
33	42	JERRY STACKHOUSE	PHOENIX (2OT)	3/14/07
33	32	CEDRIC CEBALLOS	AT PHOENIX	3/4/00
33	35	JAY VINCENT	NEW JERSEY	11/17/83
33	33	MARK AGUIRRE	KANSAS CITY	11/20/82
32*	25	JASON TERRY	L.A. LAKERS	5/8/11
32	33	FAT LEVER	UTAH	11/23/91
32	29	ADRIAN DANTLEY	WASHINGTON	2/25/89
31	35	JASON TERRY	AT HOUSTON	11/19/08
31	38	JASON TERRY	HOUSTON	11/5/07
31	37	ROBERT PACK	HOUSTON	2/11/99
31	31	JAY VINCENT	AT HOUSTON	2/24/86
31	34	ABDUL JEELANI	AT PORTLAND	3/15/81

\*PLAYOFFS

## OPPONENT TOP-SCORING GAMES OFF THE BENCH

POINTS	PLAYER	OPPONENT	DATE
51	JAMAL CRAWFORD	PHOENIX	4/9/19
39	KEVIN MARTIN	AT SACRAMENTO	1/14/08
38	MIKE EVANS	DENVER (OT)	3/1/85
38	CALVIN MURPHY	HOUSTON (OT)	1/2/81
37	EDDIE JOHNSON	AT PHOENIX	11/9/88
37	GREG KELSER	AT SAN DIEGO	1/6/84
37	DARRELL GRIFFITH	AT UTAH	10/31/80
36	ALEC PETERS	PHOENIX	4/10/18
35	PURVIS SHORT	AT GOLDEN STATE	1/2/82
34	MIRZA TELETOVIC	AT BROOKLYN	1/24/14
34	BILLY KNIGHT	INDIANA	3/7/82
33	RICKY PIERCE	AT MILWAUKEE	2/22/90
32	MONTREZL HARRELL	AT L.A. CLIPPERS	2/25/19
32	ANTHONY MORROW	AT OKLAHOMA CITY	4/1/15
32	AUSTIN CROSHERE	AT INDIANA (2OT)	2/5/02
32	DAVID THOMPSON	SEATTLE (2OT)	2/29/84
31	QUENTIN RICHARDSON	AT L.A. CLIPPERS	1/26/02
31	CHRIS GATLING	ORLANDO	11/13/99
31	SAM CASSELL	AT HOUSTON	2/13/96
31	EDDIE JOHNSON	SEATTLE	3/22/92
31	ANTOINE CARR	AT SACRAMENTO	12/4/90
31	EDDIE JOHNSON	SACRAMENTO (OT)	3/12/86
31	STEVE JOHNSON	CHICAGO	3/23/85

\*PLAYOFFS



## MOST MINUTES WITHOUT A TURNOVER

MINUTES	PLAYER	OPPONENT	DATE
51	JASON TERRY	AT MILWAUKEE	11/29/05
51	DIRK NOWITZKI	AT NEW YORK	2/5/01
51	JAMES DONALDSON	AT INDIANA	1/17/87
50*	DIRK NOWITZKI	AT SAN ANTONIO	5/22/06
48	AARON HARRISON	PHOENIX	4/10/18
48	DIRK NOWITZKI	WASHINGTON	12/23/02
48	DIRK NOWITZKI	UTAH	12/20/02
48	MICHAEL FINLEY	AT L.A. LAKERS	3/17/02
48	DIRK NOWITZKI	AT ATLANTA	1/15/02
48*	MICHAEL FINLEY	SAN ANTONIO	5/12/01
48	MICHAEL FINLEY	SACRAMENTO	4/13/01
48	MICHAEL FINLEY	AT CLEVELAND	11/30/99
48	JAMES DONALDSON	AT CHICAGO	3/8/87
47	DIRK NOWITZKI	AT SACRAMENTO	12/25/03
47	DIRK NOWITZKI	AT NEW ORLEANS	12/26/02
47*	MICHAEL FINLEY	SACRAMENTO	5/9/02
47	CEDRIC CEBALLOS	AT MINNESOTA	12/4/99
47	RODNEY MCCRAY	AT L.A. LAKERS	12/12/90
47	JAMES DONALDSON	AT L.A. CLIPPERS	3/6/86

\* PLAYOFFS

## MAVS TRIPLE-DOUBLES

PLAYER	OPPONENT	DATE	POINTS	REBOUNDS	ASSISTS
MARK AGUIRRE	DENVER	1/14/83	30	11	16
MARK AGUIRRE	INDIANA	11/23/85	25	13	12
DETLEF SCHREMPF	MILWAUKEE	1/30/87	15	10	10
RODNEY MCCRAY	AT HOUSTON	4/11/92	13	13	11
JASON KIDD	L.A. LAKERS	4/5/95	19	10	12
JASON KIDD	MINNESOTA	4/7/95	11	10	13
JASON KIDD	AT HOUSTON (2OT)	4/11/95	38	11	10
JASON KIDD	SAN ANTONIO	4/20/95	10	12	13
JASON KIDD	CHICAGO (OT)	11/21/95	25	15	11
JASON KIDD	AT PHOENIX (OT)	1/12/96	33	12	16
JASON KIDD	CHARLOTTE	1/13/96	13	10	11
JASON KIDD	AT SACRAMENTO	1/23/96	29	10	10
JASON KIDD	L.A. CLIPPERS	1/30/96	21	16	16
JASON KIDD	L.A. LAKERS	2/23/96	17	10	12
JASON KIDD	AT DENVER	2/29/96	26	12	12
JASON KIDD	AT PORTLAND	4/11/96	19	10	10
JASON KIDD	AT SAN ANTONIO	4/21/96	21	10	15
MICHAEL FINLEY	L.A. LAKERS	4/14/98	23	11	10
MICHAEL FINLEY	AT CLEVELAND	11/30/99	14	12	11
MICHAEL FINLEY	PHOENIX	12/11/99	33	14	10
MICHAEL FINLEY	AT PHOENIX	12/23/99	33	13	13
MICHAEL FINLEY	AT L.A. CLIPPERS	3/28/00	20	12	10
MICHAEL FINLEY	AT GOLDEN STATE	12/2/00	13	13	10
STEVE NASH	PORTLAND	11/17/03	14	10	12
ANTOINE WALKER	AT NEW YORK (OT)	1/12/04	14	12	11
ANTOINE WALKER	PHILADELPHIA (2OT)	1/14/04	11	17	13
DIRK NOWITZKI	MILWAUKEE	2/6/08	29	10	12
JASON KIDD	NEW ORLEANS	4/16/08	27	10	10
JASON KIDD	L.A. LAKERS	11/11/08	16	11	10
JASON KIDD	AT GOLDEN STATE	3/13/09	21	10	11
JASON KIDD	HOUSTON	4/15/09	11	10	12
JASON KIDD	AT ATLANTA (OT)	2/26/10	19	16	17
DIRK NOWITZKI	DENVER	3/29/10	34	10	10
JASON KIDD	AT SACRAMENTO	4/10/10	11	10	13
JASON KIDD	SAN ANTONIO	12/30/10	12	10	13
JASON KIDD	AT PHILADELPHIA	3/1/11	13	10	13
RAYMOND FELTON	WASHINGTON	12/12/15	10	11	11
DENNIS SMITH JR.	AT NEW ORLEANS	12/29/17	21	10	10
LUKA DONČIĆ	AT MILWAUKEE	1/21/19	18	11	10
LUKA DONČIĆ	VS. TORONTO	1/27/19	35	12	10
DENNIS SMITH JR.	AT NEW YORK	1/30/19	13	10	15
LUKA DONČIĆ	VS. CHARLOTTE	2/6/19	19	10	11
LUKA DONČIĆ	AT L.A. CLIPPERS	2/25/19	28	10	10
LUKA DONČIĆ	VS. NEW ORLEANS	3/18/19	29	13	10
LUKA DONČIĆ	AT GOLDEN STATE	3/23/19	23	11	10
LUKA DONČIĆ	VS. SACRAMENTO	3/26/19	28	12	12
LUKA DONČIĆ	VS. PHOENIX	4/9/19	21	16	11

PLAYER	OPPONENT	DATE	POINTS	REBOUNDS	BLOCKS
SHAWN BRADLEY	PORTLAND	4/7/98	22	22	13

\* PLAYOFFS



## OPPONENT TRIPLE-DOUBLES

PLAYER	TEAM	DATE	POINTS	REBOUNDS	ASSISTS
M. RICHARDSON	NEW YORK	1/16/81	18	16	11
SAM LACEY	KANSAS CITY	2/3/81	14	12	11
MAGIC JOHNSON	AT L.A. LAKERS	11/8/81	24	10	15
MAGIC JOHNSON	AT L.A. LAKERS	3/14/82	13	11	13
MAGIC JOHNSON*	L.A. LAKERS (OT)	5/6/84	14	11	16
JOHNNY MOORE	AT SAN ANTONIO	1/3/85	14	10	14
CLYDE DREXLER*	AT PORTLAND	4/23/85	20	10	10
REGGIE THEUS	SACRAMENTO (OT)	3/12/86	32	14	15
MAGIC JOHNSON	L.A. LAKERS	5/4/86	29	15	14
TERRY CUMMINGS	AT MILWAUKEE (OT)	1/16/87	39	15	10
FAT LEVER	AT DENVER	1/29/87	24	14	10
LARRY BIRD	BOSTON	2/18/87	16	12	11
VERN FLEMING	INDIANA	1/13/88	18	12	12
JOHN BAGLEY	NEW JERSEY	2/1/88	19	10	10
MAGIC JOHNSON	L.A. LAKERS	3/6/88	14	10	16
FAT LEVER	AT DENVER	4/17/88	25	19	13
FAT LEVER*	DENVER	5/14/88	11	11	12
MAGIC JOHNSON	AT L.A. LAKERS	3/17/89	31	12	13
RORY SPARROW	AT MIAMI	4/18/89	24	10	10
TYRONE CORBIN	AT MINNESOTA	1/2/91	10	13	10
MAGIC JOHNSON	L.A. LAKERS	2/21/91	21	10	12
WILLIE ANDERSON	SAN ANTONIO	12/17/91	18	12	10
NICK ANDERSON	ORLANDO	1/24/92	32	12	10
MARK JACKSON	AT L.A. CLIPPERS	12/22/92	21	12	10
VLADE DIVAC	AT L.A. LAKERS	3/10/94	22	17	12
RON HARPER	AT L.A. CLIPPERS	3/11/94	26	10	10
ROBERT PACK	AT DENVER (OT)	11/26/94	21	10	17
CLYDE DREXLER	AT HOUSTON (OT)	4/11/95	29	11	11
CLYDE DREXLER	AT HOUSTON	2/13/96	21	14	12
BLUE EDWARDS	AT VANCOUVER	3/1/96	15	13	11
LARRY JOHNSON	AT CHARLOTTE	3/7/96	21	10	10
ANTHONY MASON	CHARLOTTE	2/25/97	15	22	10
JASON KIDD	AT PHOENIX	1/2/98	20	12	14
JASON KIDD	AT PHOENIX	3/15/98	20	13	12
JASON KIDD	AT PHOENIX	2/22/99	17	10	12
CHRIS WEBBER	AT SACRAMENTO	3/6/00	22	10	11
MIKE BIBBY	AT VANCOUVER	4/2/00	14	11	11
JOHN STOCKTON*	UTAH	4/28/01	12	11	10
CHRIS WEBBER	AT SACRAMENTO	1/15/03	29	15	11
RODNEY WHITE	AT DENVER	3/24/03	17	12	10
ANFERNEE HARDAWAY	AT PHOENIX	4/9/03	10	10	10
GILBERT ARENAS	AT WASHINGTON	11/5/03	25	12	10
KEVIN GARNETT	AT MINNESOTA	12/18/03	35	10	10
CHRIS WEBBER*	AT SACRAMENTO	4/20/04	19	13	12
JASON KIDD	NEW JERSEY	1/15/05	10	10	11
STEVE NASH*	AT PHOENIX	5/18/05	34	13	12
BORIS DIAW	PHOENIX	3/5/06	24	10	10
HEDO TURKOGU	AT ORLANDO	2/4/08	13	12	13
CHRIS PAUL*	AT NEW ORLEANS	4/29/08	24	11	15
CHRIS PAUL	NEW ORLEANS	1/14/09	33	10	11
RAJON RONDO	BOSTON	2/12/09	19	15	14
RUSSELL WESTBROOK	AT OKLAHOMA CITY	3/2/09	17	10	10
LEBRON JAMES*	MIAMI	6/9/11	17	10	10
KOBE BRYANT	AT L.A. LAKERS	4/2/13	23	11	11
RICKY RUBIO	MINNESOTA (OT)	3/19/14	22	10	15
BLAKE GRIFFIN	AT L.A. CLIPPERS	4/3/14	25	10	11
M. CARTER-WILLIAMS	AT PHILADELPHIA	11/29/14	18	10	16
ERIC BLEDSOE	AT PHOENIX	12/23/14	16	10	11
ELFRID PAYTON	ORLANDO	3/18/15	15	10	12
RUSSELL WESTBROOK	AT OKLAHOMA CITY	4/1/15	31	11	11
JAMES HARDEN	AT HOUSTON	1/24/16	23	15	10
KEVIN DURANT	AT GOLDEN STATE	12/30/16	19	11	10
JULIUS RANDLE	L.A. LAKERS	3/7/17	13	18	10
RUSSELL WESTBROOK	OKLAHOMA CITY	3/27/17	37	13	10
RUSSELL WESTBROOK	AT OKLAHOMA CITY	12/31/17	38	15	11
NIKOLA JOKIC	AT DENVER	1/27/18	11	16	11
JULIUS RANDLE	AT L.A. LAKERS	2/23/18	18	13	10
LEBRON JAMES	AT CLEVELAND	4/1/18	16	13	12
JULIUS RANDLE	AT L.A. LAKERS	2/23/18	18	13	10
LEBRON JAMES	AT CLEVELAND	4/1/18	16	13	12
JAMES HARDEN	AT HOUSTON	11/28/18	25	11	17
RUSSELL WESTBROOK	AT OKLAHOMA CITY	12/31/18	32	11	11
BEN SIMMONS	AT PHILADELPHIA	1/5/19	20	13	11
ELFRID PAYTON	NEW ORLEANS (OT)	3/18/19	19	10	11
GORAN DRAGIĆ	AT MIAMI	3/28/19	23	12	11
RUSSELL WESTBROOK	AT OKLAHOMA CITY	3/31/19	25	11	11
DELON WRIGHT	MEMPHIS	4/5/19	26	10	14
DELON WRIGHT	AT MEMPHIS (OT)	4/7/19	20	13	12

PLAYER	TEAM	DATE	POINTS	REBOUNDS	BLOCKS
DIKEMBE MUTOMBO	DENVER	11/8/94	12	14	11
HAKHEEM OLAJUWON	AT HOUSTON	4/13/96	31	13	10

\* PLAYOFFS





## LARGEST WINS

MARGIN	OPPONENT	SCORE	DATE	SITE
53	PHILADELPHIA	123-70	11/13/14	DALLAS
50	UTAH	118-68	11/14/18	DALLAS
50	NEW YORK	128-78	1/24/10	NEW YORK
49	L.A. LAKERS	122-73	1/27/17	DALLAS
45	GOLDEN STATE	149-104	1/15/85	OAKLAND
44	SAN ANTONIO	126-82	1/27/89	DALLAS
44	SEATTLE	124-80	4/11/85	TACOMA
40*	HOUSTON	116-76	5/7/05	DALLAS
40	SACRAMENTO	111-71	11/12/88	DALLAS
39	SACRAMENTO	99-60	1/14/12	DALLAS
39	DETROIT	114-75	11/9/02	DALLAS
38	CHARLOTTE	122-84	1/2/19	CHARLOTTE
38	UTAH	126-88	1/22/83	DALLAS
37	DETROIT	119-82	11/19/05	DALLAS
37	VANCOUVER	120-83	1/25/01	DALLAS
36	L.A. LAKERS	108-72	3/11/07	LOS ANGELES
36	SAN ANTONIO	104-68	4/7/05	DALLAS
35	GOLDEN STATE	126-91	3/23/19	OAKLAND
35	HOUSTON	131-96	1/19/86	DALLAS
34	MEMPHIS	114-80	3/10/18	DALLAS
34	L.A. LAKERS	140-106	11/21/14	DALLAS
34	DENVER	132-98	4/18/96	DALLAS
34	WASHINGTON	127-93	2/25/89	DALLAS
33	NEW JERSEY	110-77	1/14/06	DALLAS
32	MILWAUKEE	111-79	11/18/17	DALLAS
32	ORLANDO	112-80	2/11/17	DALLAS
32	NEW ORLEANS	121-89	4/13/11	DALLAS
32	L.A. CLIPPERS	118-86	11/4/86	DALLAS

\* PLAYOFFS

## LARGEST LOSSES

MARGIN	OPPONENT	SCORE	DATE	SITE
58	SACRAMENTO	81-139	12/29/92	SACRAMENTO
48	HOUSTON	68-116	2/4/81	HOUSTON
47	SEATTLE	70-117	11/25/89	DALLAS
45	PORTLAND	75-120	11/17/97	PORTLAND
43*	L.A. LAKERS	91-134	4/28/84	LOS ANGELES
42	PHILADELPHIA	74-116	3/17/17	PHILADELPHIA
41	GOLDEN STATE	93-134	4/2/93	DALLAS
41	SAN ANTONIO	99-140	11/1/91	SAN ANTONIO
39	BROOKLYN	88-127	3/4/19	BROOKLYN
38	CLEVELAND	90-128	11/25/16	CLEVELAND
38	SAN ANTONIO	91-129	12/23/12	SAN ANTONIO
37	HOUSTON	87-124	11/17/01	HOUSTON
36	DENVER	91-127	2/9/10	DENVER
36	ATLANTA	79-109	12/17/96	DALLAS
35	SAN ANTONIO	84-119	3/9/93	SAN ANTONIO
35	CHICAGO	88-123	1/26/93	DALLAS
35	UTAH	78-113	1/4/91	UTAH
35	GOLDEN STATE	92-127	2/24/89	DALLAS
35	SEATTLE	95-130	1/12/89	SEATTLE
35	DENVER	98-133	10/15/80	DENVER

\* PLAYOFFS

## LARGEST HOME WINS

MARGIN	OPPONENT	SCORE	DATE
53	PHILADELPHIA	123-70	11/13/14
50	UTAH	118-68	11/14/18
49	L.A. LAKERS	122-73	1/22/17
44	SAN ANTONIO	126-82	1/27/89
40*	HOUSTON	116-76	5/7/05
40	SACRAMENTO	111-71	11/12/88
39	SACRAMENTO	99-60	1/14/12
39	DETROIT	114-75	11/9/02
38	UTAH	126-88	1/22/83
37	DETROIT	119-82	11/19/05
37	VANCOUVER	120-83	1/25/01
36	SAN ANTONIO	104-68	4/7/05
35	HOUSTON	131-96	1/19/86
34	MEMPHIS	114-80	3/10/18
34	L.A. LAKERS	140-106	11/21/14
34	DENVER	132-98	4/18/96
34	WASHINGTON	127-93	2/25/89
33	NEW JERSEY	110-77	1/14/06
32	MILWAUKEE	111-79	11/18/17
32	ORLANDO	112-80	2/11/17
32	L.A. CLIPPERS	118-86	11/4/86
31	CLEVELAND	117-86	3/26/05
31	SAN ANTONIO	127-96	4/22/88
31	UTAH	124-93	2/9/88
31	L.A. CLIPPERS	138-107	2/14/87

\* PLAYOFFS



## FOUR-POINT PLAYS

MARK AGUIRRE, AT DENVER, 11/25/81  
 MARK AGUIRRE, AT DENVER, 11/25/81  
 MARK AGUIRRE, AT ATLANTA, 12/27/83  
 MARK AGUIRRE, VS. MILWAUKEE, 2/24/84  
 ROLANDO BLACKMAN, AT DENVER, 1/31/85  
 BRAD DAVIS, VS. HOUSTON, 3/14/87  
 BRAD DAVIS, VS. MIAMI, 11/8/88  
 DEREK HARPER, AT CLEVELAND, 2/13/91  
 RODNEY MCCRAY, AT SEATTLE, 12/7/91  
 TONY DUMAS, VS. HOUSTON, 12/30/95  
 ERICK STRICKLAND, AT SACRAMENTO, 3/16/97  
 DIRK NOWITZKI, AT L.A. LAKERS, 12/27/99  
 DIRK NOWITZKI, AT WASHINGTON, 1/19/00  
 DIRK NOWITZKI, AT UTAH, 4/24/01\*  
 DIRK NOWITZKI, VS. UTAH, 4/7/01  
 DIRK NOWITZKI, VS. BOSTON, 2/22/01  
 DIRK NOWITZKI, AT SACRAMENTO, 12/2/01  
 DIRK NOWITZKI, AT NEW YORK, 1/3/02  
 DIRK NOWITZKI, AT TORONTO, 11/6/02  
 MICHAEL FINLEY, VS. INDIANA, 12/17/02  
 NICK VAN EXEL, VS. DENVER, 2/1/03  
 STEVE NASH, AT MILWAUKEE, 2/12/03  
 DIRK NOWITZKI, AT SEATTLE, 3/13/03  
 DIRK NOWITZKI, VS. SACRAMENTO, 5/8/03\*  
 DIRK NOWITZKI, VS. DETROIT, 2/7/04  
 DIRK NOWITZKI, VS. INDIANA, 1/8/05

DIRK NOWITZKI, VS. CHICAGO, 2/8/05  
 JASON TERRY, VS. ORLANDO, 12/16/05  
 DIRK NOWITZKI, VS. MINNESOTA, 12/18/05  
 DIRK NOWITZKI, AT HOUSTON, 1/18/06  
 DARRELL ARMSTRONG, AT GOLDEN STATE, 4/12/06  
 JERRY STACKHOUSE, VS. MIAMI, 6/11/06\*  
 JOSH HOWARD, VS. MIAMI, 6/11/06\*  
 JASON TERRY, VS. L.A. CLIPPERS, 12/22/06  
 JOSH HOWARD, VS. CHARLOTTE, 12/26/06  
 JOSH HOWARD, AT NEW ORLEANS, 3/27/07  
 JOSH HOWARD, VS. WASHINGTON, 11/26/07  
 JERRY STACKHOUSE, VS. NEW JERSEY, 3/8/08  
 DIRK NOWITZKI, AT SEATTLE, 4/15/08  
 JOSH HOWARD, VS. PHOENIX, 4/5/09  
 JASON TERRY, VS. BOSTON, 11/8/10  
 DIRK NOWITZKI, AT OKLAHOMA CITY, 11/24/10  
 DESHAWN STEVENSON, AT NEW JERSEY, 1/22/11  
 JASON TERRY, AT BOSTON, 1/11/12  
 DIRK NOWITZKI, AT NEW YORK, 2/19/12  
 DEREK FISHER, AT MINNESOTA, 12/15/12  
 JAE CROWDER, AT OKLAHOMA CITY, 12/27/12  
 DIRK NOWITZKI, VS. MILWAUKEE, 2/26/13  
 DIRK NOWITZKI, VS. MEMPHIS, 4/15/13  
 DIRK NOWITZKI, AT CHICAGO, 12/28/13  
 JAE CROWDER, AT CHICAGO, 12/28/13  
 DIRK NOWITZKI, VS. NEW ORLEANS, 1/11/14

VINCE CARTER, VS. MIAMI, 2/18/14  
 CHANDLER PARSONS, AT CHARLOTTE, 11/17/14  
 DIRK NOWITZKI, AT MEMPHIS, 1/19/15  
 DEVIN HARRIS, VS. CHICAGO, 1/23/15  
 DIRK NOWITZKI, AT HOUSTON, 4/18/15\*  
 CHANDLER PARSONS, VS. PHOENIX, 12/14/15  
 DIRK NOWITZKI, VS. BOSTON, 1/18/16  
 DERON WILLIAMS, AT ORLANDO, 2/16/16  
 DERON WILLIAMS, VS. PORTLAND (OT), 3/20/16  
 SETH CURRY, VS. HOUSTON, 10/28/16  
 DERON WILLIAMS, VS. SACRAMENTO, 12/7/16  
 DEVIN HARRIS, VS. SACRAMENTO, 12/18/16  
 SETH CURRY, VS. BROOKLYN, 3/10/17  
 WESLEY MATTHEWS, VS. DENVER, 12/4/17  
 YOGI FERRELL, AT SAN ANTONIO, 12/16/17  
 DIRK NOWITZKI, VS. WASHINGTON, 1/22/18  
 YOGI FERRELL, AT HOUSTON, 2/11/18  
 DWIGHT POWELL, AT CHARLOTTE, 1/2/19  
 LUKA DONČIĆ, VS. PHOENIX, 1/9/19  
 JALEN BRUNSON, AT CLEVELAND, 2/2/19  
 DWIGHT POWELL, VS. MILWAUKEE, 2/8/19

\* PLAYOFFS

## SCORING MONTHS

PLAYER	MONTH/YEAR	G	PTS.	AVG.
MARK AGUIRRE	DEC. 1983	15	485	32.3
MARK AGUIRRE	JAN. 1984	14	427	30.5
DIRK NOWITZKI	APR. 2009	8	242	30.3
DIRK NOWITZKI	APR. 2003	9	271	30.1
DIRK NOWITZKI	MAR. 2006	17	510	30.0
JIM JACKSON	NOV. 1994	11	328	29.8
MARK AGUIRRE	FEB. 1984	16	465	29.1
MARK AGUIRRE	NOV. 1983	13	375	28.8

## POINTS-PER-MINUTES GAMES

PLAYER	POINTS	MINS	DIFF	OPPONENT	DATE
MARK AGUIRRE	36	23	13	@ DENVER	1/29/87
DIRK NOWITZKI	40	29	11	VS. UTAH	3/13/12
RODRIGUE BEAUBOIS	40	30	10	@ GOLDEN STATE	3/27/10
AUSTIN CROSHERE	34	24	10	VS. SEATTLE	1/30/07
DIRK NOWITZKI	51	41	10	VS. GOLDEN STATE	3/23/06
MARK AGUIRRE	43	33	10	@ NEW JERSEY	3/24/87
MARK AGUIRRE	49	39	10	VS. PHILADELPHIA	1/28/85
MARK AGUIRRE	45	36	9	VS. WASHINGTON	2/22/85

## YOUNGEST MAVERICKS

PLAYER	BORN	FIRST APPEARED	AGE
BRUNO SUNDOV	2/10/80	4/21/99	19 YEARS, 2 MONTHS, 11 DAYS
LUKA DONČIĆ	2/28/99	10/17/18	19 YEARS, 7 MONTHS, 19 DAYS
DENNIS SMITH JR.	11/25/97	10/18/17	19 YEARS, 10 MONTHS, 23 DAYS
PAVEL PODKOLZIN	1/15/85	3/19/05	20 YEARS, 2 MONTHS, 4 DAYS
DONNELL HARVEY	8/26/80	12/8/00	20 YEARS, 3 MONTHS, 11 DAYS
DIRK NOWITZKI	6/19/78	2/5/99	20 YEARS, 7 MONTHS, 17 DAYS
SAMAKI WALKER	2/25/76	11/12/96	20 YEARS, 8 MONTHS, 15 DAYS
JAMAL MASHBURN	11/29/72	11/5/93	20 YEARS, 11 MONTHS, 6 DAYS
SHANE LARKIN	10/2/92	11/18/13	21 YEARS, 1 MONTH, 16 DAYS
RICKY LEDO	9/10/92	1/8/14	21 YEARS, 3 MONTHS, 29 DAYS
KOSTAS ANTETOKOUNMPO	11/20/97	3/20/19	21 YEARS, 4 MONTHS
JARED CUNNINGHAM	5/22/91	10/31/12	21 YEARS, 5 MONTHS, 9 DAYS
RAY SPALDING	3/11/97	10/17/18	21 YEARS, 7 MONTHS, 6 DAYS
JASON KIDD	3/23/73	11/5/95	21 YEARS, 7 MONTHS, 13 DAYS
RODRIGUE BEAUBOIS	2/24/88	10/30/09	21 YEARS, 8 MONTHS, 6 DAYS
DEVIN HARRIS	2/27/83	11/2/04	21 YEARS, 8 MONTHS, 6 DAYS

## OLDEST MAVERICKS

PLAYER	BORN	LAST APPEARED	AGE
KEVIN WILLIS	9/6/62	4/18/07	44 YEARS, 7 MONTHS, 12 DAYS
DIRK NOWITZKI	6/19/78	4/10/19	40 YEARS, 9 MONTHS, 22 DAYS
JASON KIDD	3/23/73	5/5/12	39 YEARS, 1 MONTH, 13 DAYS
DENNIS RODMAN	5/13/61	3/7/00	38 YEARS, 9 MONTHS, 25 DAYS
JOHNNY NEWMAN	11/28/63	5/9/02	38 YEARS, 5 MONTHS, 11 DAYS
AVERY JOHNSON	3/25/65	4/16/03	38 YEARS, 22 DAYS
DARRELL ARMSTRONG	6/22/68	6/15/06	37 YEARS, 11 MONTHS, 24 DAYS
MIKE JAMES	6/23/75	4/17/13	37 YEARS, 10 MONTHS, 24 DAYS
ALEX ENGLISH	1/5/54	4/21/91	37 YEARS, 3 MONTHS, 16 DAYS
VINCE CARTER	1/26/77	5/4/14	37 YEARS, 3 MONTHS, 8 DAYS
JOHN WILLIAMS	8/9/62	5/3/99	36 YEARS, 8 MONTHS, 25 DAYS
EDDIE JONES	10/20/71	4/27/08	36 YEARS, 6 MONTHS, 7 DAYS
DEVIN HARRIS	2/27/83	4/10/19	36 YEARS, 1 MONTH, 14 DAYS
SCOTT WILLIAMS	3/21/68	4/26/04	36 YEARS, 1 MONTH, 5 DAYS



## SEASON-OPENING GAMES (21-18)

DATE	SCORE	SITE	ATTEND.
10/11/80	DALLAS 103, SAN ANTONIO 92	REUNION ARENA	10,373
10/30/81	UTAH 105, DALLAS 89	SALT PALACE	6,709
10/29/82	DALLAS 125, DENVER 117	MCNICHOLS ARENA	12,099
10/29/83	DALLAS 120, PHOENIX 103	REUNION ARENA	11,019
10/27/84	HOUSTON 121, DALLAS 111	REUNION ARENA	17,007
10/26/85	DALLAS 101, SEATTLE 95	REUNION ARENA	17,007
10/31/86	DALLAS 103, UTAH 77	REUNION ARENA	16,692
11/6/87	DALLAS 95, UTAH 93	REUNION ARENA	17,007
11/4/88	L.A. LAKERS 116, DALLAS 113	REUNION ARENA	17,007
11/3/89	L.A. LAKERS 102, DALLAS 94	REUNION ARENA	17,007
11/2/90	MINNESOTA 98, DALLAS 85	TARGET CENTER	19,006
11/1/91	SAN ANTONIO 140, DALLAS 99	HEMISFAIR ARENA	16,057
11/7/92	UTAH 122, DALLAS 106	REUNION ARENA	12,514
11/5/93	UTAH 106, DALLAS 86	DELTA CENTER	19,911
11/5/94	DALLAS 112, NEW JERSEY 103	REUNION ARENA	17,502
11/3/95	DALLAS 103, SAN ANTONIO 97	ALAMODOME	28,821
11/1/96	DALLAS 92, DENVER 91	MCNICHOLS ARENA	16,104
10/31/97	DALLAS 90, VANCOUVER 88	GM PLACE	17,021
2/5/99	SEATTLE 92, DALLAS 86 (OT)	KEYARENA	17,072
11/2/99	DALLAS 108, GOLDEN STATE 96	REUNION ARENA	12,848
10/31/00	DALLAS 97, MILWAUKEE 93	REUNION ARENA	16,600
10/30/01	DALLAS 94, DETROIT 87	AMERICAN AIRLINES CENTER	19,200
10/30/02	DALLAS 119, MEMPHIS 108	THE PYRAMID	16,638
10/28/03	L.A. LAKERS 109, DALLAS 93	STAPLES CENTER	18,997
11/2/04	DALLAS 107, SACRAMENTO 98	AMERICAN AIRLINES CENTER	20,041
11/1/05	DALLAS 111, PHOENIX 108 (2OT)	AMERICA WEST ARENA	17,961
11/2/06	SAN ANTONIO 97, DALLAS 91	AMERICAN AIRLINES CENTER	20,416
10/31/07	DALLAS 92, CLEVELAND 74	QUICKEN LOANS ARENA	20,562
10/30/08	HOUSTON 112, DALLAS 102	AMERICAN AIRLINES CENTER	20,066
10/27/09	WASHINGTON 102, DALLAS 91	AMERICAN AIRLINES CENTER	19,871
10/27/10	DALLAS 101, CHARLOTTE 86	AMERICAN AIRLINES CENTER	19,440
12/25/11	MIAMI 105, DALLAS 94	AMERICAN AIRLINES CENTER	20,421
10/30/12	DALLAS 99, L.A. LAKERS 91	STAPLES CENTER	18,997
10/30/13	DALLAS 118, ATLANTA 109	AMERICAN AIRLINES CENTER	19,834
10/28/14	SAN ANTONIO 101, DALLAS 100	AT&T CENTER	19,615
10/28/15	DALLAS 111, PHOENIX 95	TALKING STICK RESORT ARENA	18,055
10/26/16	INDIANA 130, DALLAS 121 (OT)	BANKERS LIFE FIELDHOUSE	17,923
10/18/17	ATLANTA 117, DALLAS 111	AMERICAN AIRLINES CENTER	19,709
10/17/18	PHOENIX 121, DALLAS 120	TALKING STICK RESORT ARENA	18,055

## HOME OPENER GAMES (23-16)

DATE	SCORE	SITE	ATTEND.
10/11/80	DALLAS 103, SAN ANTONIO 92	REUNION ARENA	10,373
10/31/81	DALLAS 95, KANSAS CITY 89	REUNION ARENA	7,865
10/30/82	UTAH 128, DALLAS 123	REUNION ARENA	9,203
10/29/83	DALLAS 120, PHOENIX 103	REUNION ARENA	11,019
10/27/84	HOUSTON 121, DALLAS 111	REUNION ARENA	17,007
10/26/85	DALLAS 101, SEATTLE 95	REUNION ARENA	17,007
10/31/86	DALLAS 103, UTAH 77	REUNION ARENA	16,692
11/6/87	DALLAS 95, UTAH 93	REUNION ARENA	17,007
11/4/88	L.A. LAKERS 116, DALLAS 113	REUNION ARENA	17,007
11/3/89	L.A. LAKERS 102, DALLAS 94	REUNION ARENA	17,007
11/3/90	DALLAS 140, DENVER 110	REUNION ARENA	17,007
11/2/91	L.A. LAKERS 114, DALLAS 113 (OT)	REUNION ARENA	17,502
11/7/92	UTAH 122, DALLAS 106	REUNION ARENA	12,514
11/6/93	GOLDEN STATE 93, DALLAS 89	REUNION ARENA	13,195
11/5/94	DALLAS 112, NEW JERSEY 103	REUNION ARENA	17,502
11/4/95	DALLAS 99, GOLDEN STATE 84	REUNION ARENA	17,502
11/2/96	SACRAMENTO 107, DALLAS 94	REUNION ARENA	18,042
11/4/97	DALLAS 92, VANCOUVER 87	REUNION ARENA	14,285
2/9/99	UTAH 90, DALLAS 70	REUNION ARENA	17,070
11/2/99	DALLAS 108, GOLDEN STATE 96	REUNION ARENA	12,848
10/31/00	DALLAS 97, MILWAUKEE 93	REUNION ARENA	16,600
10/30/01	DALLAS 94, DETROIT 87	AMERICAN AIRLINES CENTER	19,200
11/2/02	DALLAS 97, PHOENIX 83	AMERICAN AIRLINES CENTER	19,783
11/1/03	DALLAS 127, UTAH 102	AMERICAN AIRLINES CENTER	19,923
11/2/04	DALLAS 107, SACRAMENTO 98	AMERICAN AIRLINES CENTER	20,041
11/5/05	DALLAS 103, SAN ANTONIO 84	AMERICAN AIRLINES CENTER	20,468
11/2/06	SAN ANTONIO 97, DALLAS 91	AMERICAN AIRLINES CENTER	20,416
11/3/07	DALLAS 123, SACRAMENTO 102	AMERICAN AIRLINES CENTER	20,343
10/30/08	HOUSTON 112, DALLAS 102	AMERICAN AIRLINES CENTER	20,066
10/27/09	WASHINGTON 102, DALLAS 91	AMERICAN AIRLINES CENTER	19,871
10/27/10	DALLAS 101, CHARLOTTE 86	AMERICAN AIRLINES CENTER	19,440
12/25/11	MIAMI 105, DALLAS 94	AMERICAN AIRLINES CENTER	20,421
11/3/12	DALLAS 126, CHARLOTTE 99	AMERICAN AIRLINES CENTER	19,490
10/30/13	DALLAS 118, ATLANTA 109	AMERICAN AIRLINES CENTER	19,834
10/30/14	DALLAS 120, UTAH 102	AMERICAN AIRLINES CENTER	19,697
11/3/15	TORONTO 102, DALLAS 91	AMERICAN AIRLINES CENTER	20,034
10/28/16	HOUSTON 106, DALLAS 98	AMERICAN AIRLINES CENTER	20,163
10/18/17	ATLANTA 117, DALLAS 111	AMERICAN AIRLINES CENTER	19,709
10/20/18	DALLAS 140, MINNESOTA 136	AMERICAN AIRLINES CENTER	20,205



[CONTENT](#)

[THE ORGANIZATION](#)

[PLAYERS](#)

[THE NBA](#)

[HISTORY](#)

[RECORDS](#)

[PLAYOFFS](#)

[MEDIA](#)

[REVIEW](#)

# RECORDS

INDIVIDUAL RECORDS

TEAM HIGHS

TEAM LOWS

MISCELLANEOUS RECORDS

ROOKIE LEADERS

OPPONENT PLAYER HIGHS

OPPONENT HIGHS/LOWS

AMERICAN AIRLINES CENTER





# INDIVIDUAL RECORDS

## POINTS

Career	31,560	Dirk Nowitzki 1998-99 through 2018-19
Season	2,330	Mark Aguirre (29.5) 1983-84
Game	53	Dirk Nowitzki vs. Houston (OT) 12/2/04
	51	Dirk Nowitzki vs. Golden State 3/23/06
Half	34	Dirk Nowitzki vs. Utah (2nd) 11/3/09
Period	29	Dirk Nowitzki vs. Utah (4th) 11/3/09
Overtime	14	Dirk Nowitzki vs. Chicago (1st) 2/7/09

## FIELD GOALS

Career	11,169	Dirk Nowitzki (11,169-23,734) 1998-99 through 2018-19
Season	925	Mark Aguirre (925-1,765) 1983-84
Game	21	Mark Aguirre vs. Denver (21-33) 3/24/84
Half	14	Mark Aguirre vs. Denver (1st) (14-20) 3/24/84
Period	11	Mark Aguirre vs. Denver (1st) (11-14) 3/24/84
Overtime	5	O.J. Mayo vs. Golden State (1st) (5-8) 11/19/12
	5	Dirk Nowitzki vs. Chicago (1st) (5-7) 2/7/09

## CONSECUTIVE FIELD GOALS

14	Erick Dampier: (6-6) vs. Atlanta 12/29/07; (5-5) vs. Golden State 1/2/08; (3-3) vs. Detroit 1/9/08
13	James Donaldson: Last 2 vs. Houston (4/15/87); (5-5) at Houston (4/17/87); first 6 at Dallas 4/18/87 Jay Vincent at New York 2/16/82

## FIELD GOAL ATTEMPTS

Career	23,734	Dirk Nowitzki (11,169-23,734) 1998-99 through 2018-19
Season	1,765	Mark Aguirre (925-1,765) 1983-84
Game	40	Mark Aguirre vs. Golden State (18-40) 11/14/81
Half	22	Michael Finley at Detroit (1st) (10-22) 11/27/02
	22	Mark Aguirre vs. Golden State (1st) (11-22) 11/14/81
Period	15	Mark Aguirre vs. Boston (2nd) (7-15) 11/27/84
Overtime	8	O.J. Mayo vs. Golden State (1st) (5-8) 11/19/12

## FIELD GOAL PERCENTAGE

Career	.660	Tyson Chandler (559-847) 2010-11 and 2014-15
Season	.677	Brandan Wright (341-708) 2013-14
Game	1.000	Several times. Most made without a miss: Brandan Wright at L.A. Lakers 4/4/14
Half	1.000	Several times. Most made without a miss: Steve Nash at Toronto (1st) 1/5/01 Geoff Huston at Denver (1st) 12/10/80
Period	1.000	Several times. Most made without a miss: Jay Vincent vs. Boston (3rd) 3/2/82 Jay Vincent at New York (3rd) 2/16/82
Overtime	1.000	Several times. Most made without a miss: Raymond Felton vs. Denver (1st) 2/26/16 Steve Nash at Sacramento (1st) 3/16/03 George McCloud vs. Seattle (1st) 12/12/95

## 3-POINT FIELD GOALS

Career	1,982	Dirk Nowitzki (1,982-5,210) 1998-99 through 2018-19
Season	257	George McCloud (257-678) 1995-96
Game	10	Wesley Matthews at Washington (10-17) 12/6/15
	10	George McCloud vs. Phoenix (10-12) (OT) 12/16/95
Half	8	Wesley Matthews at Washington (2nd) (8-11) 12/6/15
Period	6	Dennis Scott vs. Golden State (2nd) (6-9) 11/20/97
	6	George McCloud at Vancouver (3rd) (6-7) 3/1/96
	6	George McCloud vs. Phoenix (3rd) (6-6) 12/16/95
Overtime	4	George McCloud vs. Seattle (1st) (4-4) 12/12/95

## CONSECUTIVE GAMES WITH 3-PT FG

47	Jason Terry from 12/10/05 to 3/28/06
----	--------------------------------------

## CONSECUTIVE 3-POINT FIELD GOALS

10	Brad Davis from 1/23/88 to 2/3/88
10	Michael Finley (8-8) vs. Cleveland 3/26/05 and (1st 2) at Detroit 3/28/05

## 3-POINT FIELD GOAL ATTEMPTS

Career	5,210	Dirk Nowitzki (1,982-5,210) 1998-99 through 2018-19
Season	678	George McCloud (257-678) 1995-96
Game	20	George McCloud vs. New Jersey (7-20) 3/5/96
Half	13	Wesley Matthews at Houston (2nd) (3-13) 10/30/16
Period	10	George McCloud vs. San Antonio (4th) (4-10) 3/29/96
Overtime	4	Jason Terry at New Orleans (1st) (2-4) 11/4/09
	4	George McCloud vs. Seattle (1st) (4-4) 12/12/95

## 3-POINT FIELD GOAL PERCENTAGE

Career	.494	Doug McDermott (39-79) 2017-18
Season	.494	Doug McDermott (39-79) 2017-18
Game	1.000	Several times. Most made without a miss: Michael Finley vs. Cleveland 3/26/05
	8	

## FREE THROWS

Career	7,240	Dirk Nowitzki (7,240-8,239) 1998-99 through 2018-19
Season	615	Dirk Nowitzki (615-708) 2004-05
Game	22	Rolando Blackman at New Jersey (22-23) 2/17/86
Half	15	Dirk Nowitzki vs. Utah (2nd) (15-16) 11/3/09
Period	14	Dirk Nowitzki vs. Utah (4th) (14-14) 11/3/09
Overtime	6	Michael Finley at Vancouver (1st) (6-6) 2/6/00

## CONSECUTIVE FREE THROWS MADE

82	Dirk Nowitzki 3/29/10 through 10/29/10
74	Dirk Nowitzki 3/4/11 through 3/27/11
60	Dirk Nowitzki 12/23/05 through 1/6/06
49	Dirk Nowitzki 12/30/08 through 1/14/09
49	Steve Nash 12/2/02 through 12/20/02

## FREE THROW ATTEMPTS

Career	8,239	Dirk Nowitzki (7,240-8,239) 1998-99 through 2018-19
Season	708	Dirk Nowitzki (615-708) 2004-05
Game	23	Rolando Blackman at New Jersey (22-23) 2/17/86
Half	16	Dirk Nowitzki vs. Utah (2nd) (15-16) 11/3/09
Period	14	Dirk Nowitzki vs. Utah (4th) (14-14) 11/3/09
Overtime	7	Jason Terry at Phoenix (1st) (4-7) 11/1/05

## FREE THROW PERCENTAGE

Career	.898	Steve Nash (1,142-1,272) 1998-99 through 2003-04
Season	.916	Steve Nash (230-251) 2003-04
Game	1.000	Several times. Most made without a miss: Dirk Nowitzki at Portland 4/9/10
Half	1.000	Several times. Most made without a miss: Josh Howard vs. L.A. Clippers (2nd) 3/25/08
	14	Jay Vincent vs. San Antonio (1st) 3/19/85
Period	1.000	Several times. Most made without a miss: Dirk Nowitzki vs. Utah (4th) 11/3/09
Overtime	1.000	Several times. Most made without a miss: Michael Finley at Vancouver (1st) 2/6/00
	6	

## REBOUNDS

Career	11,489	Dirk Nowitzki 1998-99 through 2018-19
Season	973	James Donaldson (11.9) 1986-87
Game	28	Popeye Jones vs. Indiana 1/9/96
Half	17	Dirk Nowitzki vs. Phoenix (2nd) 3/5/02
	17	Popeye Jones vs. L.A. Clippers (2nd) 4/6/96
Period	14	Tyson Chandler vs. Minnesota (3rd) 12/1/10
Overtime	5	Shawn Marion vs. Portland (2nd) 2/11/12
	5	Kurt Nimphius at Kansas City (1st) 1/10/85

## OFFENSIVE REBOUNDS

Career	1,468	Dirk Nowitzki 1998-99 through 2018-19
Season	360	Roy Tarpley 1987-88
Game	12	Erick Dampier vs. L.A. Lakers 11/11/08
	12	Jim Jackson vs. Vancouver (2OT) 12/28/96
	12	Lorenzo Williams vs. Golden State 4/10/95
	12	Popeye Jones vs. Denver 11/8/94
	12	Popeye Jones at L.A. Lakers 3/10/94
	12	Popeye Jones vs. New Jersey 11/9/93
	12	Roy Tarpley vs. Milwaukee 4/1/90
	12	Roy Tarpley vs. Indiana 1/13/88
Half	9	James Donaldson vs. Phoenix (1st) 12/11/87
Period	8	Kurt Nimphius vs. Utah (2nd) 1/22/83
Overtime	4	Luka Dončić vs. New Orleans (1st) 3/18/19

## DEFENSIVE REBOUNDS

Career	10,021	Dirk Nowitzki 1998-99 through 2018-19
Season	710	Dirk Nowitzki 2002-03
Game	22	James Donaldson vs. Portland (3OT) 12/29/89
	21	Dirk Nowitzki vs. Sacramento 2/23/02
Half	16	Dirk Nowitzki vs. Phoenix (2nd) 3/5/02
Period	10	Tyson Chandler vs. Minnesota (3rd) 12/1/10
	10	Dirk Nowitzki vs. Phoenix (4th) 3/5/02
	10	Popeye Jones vs. L.A. Clippers (3rd) 4/6/96
Overtime	4	Shawn Marion vs. Portland (2nd) 2/11/12
	4	Jason Kidd vs. Atlanta (1st) 2/26/10
	4	James Donaldson vs. Utah (1st) 11/23/91
	4	Kurt Nimphius at Kansas City (1st) 1/10/85

## ASSISTS

Career	5,111	Derek Harper 1983-84 through 1993-94 and 1996-97
Season	783	Jason Kidd (9.7) 1995-96
Game	25	Jason Kidd vs. Utah (2OT) 2/8/96
	20	Jason Kidd vs. Phoenix 4/5/09
Half	16	Jason Kidd vs. Phoenix (1st) 4/5/09
Period	10	Brad Davis vs. San Antonio (2nd) 3/18/86
Overtime	5	Jason Kidd vs. Seattle (1st) 12/12/95

**BLOCKED SHOTS**

Career	1,281	Dirk Nowitzki 1998-99 through 2018-19
Season	228	Shawn Bradley 2000-01
Game	13	Shawn Bradley vs. Portland 4/7/98
Half	8	Shawn Bradley vs. L.A. Lakers (2nd) 3/4/97
Period	6	Shawn Bradley vs. L.A. Lakers (3rd) 3/4/97
Overtime	2	Dirk Nowitzki vs. Toronto (1st) 2/25/06
	2	Dirk Nowitzki at Denver (1st) 1/6/06
	2	Oliver Miller at Orlando (1st) 12/2/96
	2	Sam Perkins at Houston (1st) 11/15/88

**STEALS**

Career	1,557	Derek Harper 1983-84 through 1993-94 and 1996-97
Season	187	Derek Harper 1989-90
Game	10	Michael Finley vs. Philadelphia 1/23/01
Half	#8	Michael Finley vs. Philadelphia (1st) 1/23/01
Period	5	Several times. Most recently: Michael Finley vs. Philadelphia (1st) 1/23/01
Overtime	3	Monta Ellis vs. New York (1st) 11/26/14

**FOULS**

Career	3601	Dirk Nowitzki 1998-99 through 2018-19
Season	313	Roy Tarpley 1987-88
Game	6	Several times
Half	6	Several times. Most recently: Dirk Nowitzki at Atlanta (2nd) 12/22/04
Period	6	Antawn Jamison at L.A. Lakers (4th) 12/12/03
	6	Scott Lloyd at Denver (4th) 1/15/82
Overtime	3	Several times. Most recently: Luka Dončić vs. New Orleans (1st) 3/18/19

**DISQUALIFICATIONS**

Career	37	Shawn Bradley 1996-97 through 2004-05
Season	12	Doug Smith 1992-93

**TURNOVERS**

Career	2,494	Dirk Nowitzki 1998-99 through 2018-19
Season	334	Jim Jackson 1993-94
Game	10	Jim Jackson at Phoenix 3/25/94
	10	Mark Aguirre vs. Philadelphia (2OT) 2/15/84
	10	Mark Aguirre vs. Milwaukee 3/4/83
Half	7	Luka Dončić vs. San Antonio (2nd) 3/12/19
	7	Antoine Walker vs. Toronto (1st) 11/6/03
	7	Jason Kidd vs. L.A. Clippers (2nd) 1/30/96
	7	Jim Jackson at Phoenix (2nd) 3/25/94
Period	6	Jason Kidd vs. L.A. Clippers (4th) 1/30/96
	6	Jason Kidd at Sacramento (3rd) 1/23/96
Overtime	3	Jason Terry vs. Phoenix (2nd) 3/14/07
	3	Sean Rooks at L.A. Lakers (1st) 2/8/93

**MINUTES**

Career	51,368	Dirk Nowitzki 1998-99 through 2018-19
Season	3,464	Michael Finley 1999-2000
Game (REG)	48	Marquis Daniels, Twice. Most recently: at Houston 4/14/04
	48	Michael Finley, 37 times. Most recently: vs. New York 2/10/04
	48	Dirk Nowitzki, 7 times. Most recently: at Phoenix 1/17/03
	48	12 other players who are no longer with Dallas, 16 times
Game (OT)	53	Michael Finley at New York 1/12/04
	53	Michael Finley at Milwaukee 3/26/02
	53	Dennis Scott at Milwaukee 12/30/97
Game (2OT)	57	Dirk Nowitzki vs. Phoenix 3/14/07
	57	Michael Finley at Indiana 2/5/02
	57	Michael Finley at New York 2/7/01
	57	Michael Finley at Indiana 2/13/98
Game (3OT)	58	James Donaldson vs. Portland 12/29/89



# TEAM HIGHS

## POINTS

Season	9,567	(116.7 ppg) 1986-87
Game (OT)	156	at Houston (147) (2OT) 4/11/95
Game	149	at Golden State (104) 1/15/85
	149	vs. Denver (139) 1/14/83
1st Half	85	vs. Denver (75) 1/14/83
2nd Half	87	at Golden State (59) 1/15/85
1st Period	46	vs. Seattle (24) 3/22/92
	46	vs. Seattle (36) 3/11/87
2nd Period	49	at New Jersey (22) 12/2/09
3rd Period	46	vs. San Antonio (32) 2/26/04
4th Period	51	at Golden State (28) 1/15/85
Overtime	23	at Houston (23) (1st) 4/11/95
	23	at L.A. Lakers (8) (1st) 12/12/90

## FIELD GOALS

Season	3,674	1982-83
Game	65	vs. Denver (65-102) 1/14/83
Half	37	vs. Denver (1st) (37-52) 1/14/83
Period	21	at Golden State (4th) (21-29) 1/15/85
Overtime	7	vs. Chicago (1st) (7-9) 2/7/09
	7	vs. Seattle (1st) (7-9) 12/12/95
	7	at L.A. Lakers (1st) (7-8) 12/12/90

## FIELD GOAL ATTEMPTS

Season	7,550	1982-83
Game (OT)	128	at Houston (55-128) (2OT) 4/11/95
Game	114	at Charlotte (44-114) 11/17/92
	114	vs. San Antonio (50-114) 4/16/83
	114	vs. Denver (47-114) 4/8/83
Half	60	at Minnesota (25-60) (1st) 3/3/04
	60	vs. Denver (1st) (27-60) 4/8/83
Period	34	at Charlotte (16-34) (4th) 11/17/92
Overtime	17	vs. L.A. Lakers (1st) (6-17) 11/2/91

## FIELD GOAL PERCENTAGE

Season	.501	(3,631-7,254) 1985-86
Game	.677	at San Diego (44-65) 3/24/83
Half	.806	at New Jersey (1st) (29-36) 12/2/09
Period	.941	at Utah (1st) (16-17) 4/8/14
Overtime	1.000	vs. New York(1st) (5-5) 3/22/91

## 3-POINT FIELD GOALS

Season	1,022	(1,022-3,002) 2018-19
Game	22	vs. Milwaukee (22-53) 2/8/19
	22	at New Orleans (22-39) 12/29/17
Half	13	vs. Washington (1st) (13-23) 11/6/18
	13	at New Orleans (1st) (13-18) 12/29/17
	13	vs. Denver (2nd) (13-27) 3/6/16
Period	10	at Charlotte (1st) (10-17) 1/2/19
Overtime	5	vs. Seattle (1st) (5-6) 12/12/95

## 3-POINT FIELD GOAL ATTEMPTS

Season	3,002	(1,022-3,002) 2018-19
Game	53	vs. Milwaukee (22-53) 2/8/19
Half	30	vs. Memphis (2nd) (10-30) 4/5/19
Period	20	at Vancouver (3rd) (9-20) 3/1/96
Overtime	10	at Houston (2nd) (4-10) 4/11/95

## 3-POINT FIELD GOAL PERCENTAGE

Season	.391	(519-1,326) 1999-2000
Game	1.000	Several times. Most made without a miss: 3 at Houston 2/19/85

## FREE THROWS

Season	2,148	(2,148-2,717) 1986-87
Game	51	at Seattle (51-58) 11/6/86
	51	at New Jersey (51-58) 2/17/86
Half	32	at Milwaukee (2nd) (32-38) 1/16/87
Period	23	at Seattle (3rd) (23-26) 11/6/86
Overtime	12	vs. Minnesota (1st) (12-13) 2/8/94

## FREE THROW ATTEMPTS

Season	2,717	(2,148-2,717) 1986-87
Game	58	at Seattle (51-58) 11/6/86
	58	at New Jersey (51-58) 2/17/86
Half	38	at Milwaukee (2nd) (32-38) 1/16/87
Period	30	vs. Toronto (4th) (18-30) 2/25/96
Overtime	13	vs. Minnesota (1st) (12-13) 2/8/94

## FREE THROW PERCENTAGE

Season	.829	(1486-1793) 2002-03
Game	1.000	Several times. Most made without a miss: 29 vs. Washington 11/26/07
Half	1.000	Several times. Most made without a miss: 24 at Cleveland (2nd) 12/22/85
Period	1.000	Several times. Most made without a miss: 18 at Golden State (4th) 2/23/87
	18	vs. Utah (4th) 11/3/09
Overtime	1.000	Several times. Most made without a miss: 8 vs. L.A. Clippers (1st) 3/26/13
	8	at Vancouver (1st) 2/6/00
	8	at Seattle (1st) 11/14/89

## CONSECUTIVE FREE THROWS MADE

45	Last 8 vs. Chicago 1/27/86 and first 37 vs. San Antonio 1/29/86
----	---

## REBOUNDS

Season	3,947	1994-95
Game (2OT)	76	vs. Vancouver (2OT) 12/28/95
Game (OT)	69	vs. Orlando (OT) 11/18/01
Game	66	vs. Indiana 1/9/96
	66	vs. Sacramento 11/12/88
Half	39	at Denver (1st) 4/23/89
Period	28	vs. Utah (2nd) 1/22/83
Overtime	10	vs. Portland (2nd) 2/11/12
	10	at New York (1st) 11/16/08
	10	vs. Golden State (1st) 3/19/98

## OFFENSIVE REBOUNDS

Season	1,514	1994-95
Game (2OT)	37	vs. Vancouver 12/28/95
Game	33	vs. Indiana 1/9/96
Half	20	vs. Minnesota (1st) 3/10/03
	20	vs. Denver (2nd) 11/8/94
Period	13	vs. Orlando (4th) 1/18/01
	13	at Orlando (3rd) 11/30/95
	13	vs. L.A. Lakers (4th) 3/2/85
	13	vs. Utah (2nd) 1/22/83
Overtime	7	at Houston (1st) 4/11/95

## FOULS

Season	2,302	1992-93
Game	43	vs. Miami 12/8/92
Half	26	at Detroit (2nd) 12/10/82
Period	#19	at Denver (4th) 1/15/82
Overtime	9	at Houston (1st) 4/11/95

## DISQUALIFICATIONS

Season	40	1981-82
Game	4	at Utah 10/31/80 (Spanarkel, LaGarde, Allums, Boynes)

## STEALS

Season	767	1993-94
Game	20	at Houston 3/7/04
Half	14	vs. Washington (1st) 1/21/94
Period	9	at Golden State (1st) 12/2/00
	9	at Phoenix (2nd) 1/18/94
Overtime	5	vs. New York (1st) 11/26/14



# TEAM LOWS

## POINTS

Season	4,581	(91.6 avg.) 1998-99 (50 games)
	6,322	(95.8 avg.) 2011-12 (66 games)
	7,431	(90.6 avg.) 1996-97
Game	62	vs. Milwaukee (83) 11/22/97
1st Half	24	at Indiana (34) 2/13/98
2nd Half	23	at Philadelphia (34) 2/11/08
1st Period	8	at Chicago (21) 4/21/12
2nd Period	10	vs. Memphis (17) 11/18/16
	10	at Portland (20) 2/15/99
	10	at Philadelphia (25) 12/6/95
	10	at Orlando (22) 2/8/95
3rd Period	#2	at L.A. Lakers (27) 4/6/97
4th Period	9	at Golden State (23) 2/7/99
	9	at San Antonio (30) 1/16/91
	9	at Minnesota (16) 12/13/89
Overtime	2	at Seattle (8) (1st) 2/5/99

## FIELD GOALS

Season	1,749	(35.0 avg.) (1,749-4,033) 1998-99 (50 games)
	2,398	(36.3 avg.) (2,398-5,412) 2011-12 (66 games)
	2,813	(34.3 avg.) (2,813-6,452) 1996-97
Game	20	at Utah (20-68) 2/26/99
Half	6	at Utah (2nd) (6-33) 3/5/97
Period	0	at L.A. Lakers (3rd) (0-15) 4/6/97
Overtime	0	vs. Sacramento (1st) (0-6) 2/27/03

## FIELD GOAL ATTEMPTS

Season	4,033	(80.7 avg.) (1,749-4,033) 1998-99 (50 games)
	5,412	(82.0 avg.) (2,398-5,412) 2011-12 (66 games)
	6,375	(77.7 avg.) (2,948-6,375) 2005-06
Game	60	vs. Memphis (30-60) 4/8/16
Half	25	vs. Minnesota (16-25) (2nd) 4/17/91
	25	vs. Minnesota (14-25) (2nd) 3/30/90
Period	8	vs. Minnesota (5-8) (4th) 4/17/91
Overtime	4	vs. Miami (1st) (1-4) 1/2/13
	4	vs. Vancouver (1st) (1-4) 12/28/95
	4	vs. San Antonio (1st) (2-4) 3/13/84

## FIELD GOAL PERCENTAGE

Season	.420	(3,124-7,431) 1995-96
Game	.274	at Detroit (22-81) 11/8/80
Half	.181	at Utah (2nd) (6-33) 3/5/97
Period	.000	at L.A. Lakers (3rd) (0-15) 4/6/97
Overtime	.000	at Sacramento (1st) (0-6) 2/27/03

## 3-POINT FIELD GOALS

Season	42	(42-184) 1983-84
Game	0	Several times

## 3-POINT FIELD GOAL ATTEMPTS

Season	165	(46-165) 1980-81
Game	0	Several times

## 3-POINT FIELD GOAL PERCENTAGE

Season	.228	(42-184) 1983-84
Game	.000	Most attempted without any made: 13 at Toronto 12/14/12

## FREE THROWS

Season	881	(17.6 avg.) (881-1,210) 1998-99 (50 games)
	1,029	(15.6 avg.) (1,029-1,334) 2011-12 (66 games)
	1,167	(14.2 avg.) (1,167-1,530) 2017-18
Game	3	vs. Sacramento (3-6) 2/16/11
Half	0	Several times
Period	0	Several times
Overtime	0	Several times

## FREE THROW ATTEMPTS

Season	1,210	(24.2 avg.) (881-1,210) 1998-99 (50 games)
	1,334	(20.2 avg.) (1,029-1,334) 2011-12 (66 games)
	1,516	(18.5 avg.) (1,215-1,516) 2016-17
Game	5	at San Antonio (5-5) 11/4/08
	5	vs. Milwaukee (5-5) 11/9/95
Half	0	Several times
Period	0	Several times
Overtime	0	Several times

## FREE THROW PERCENTAGE

Season	.705	(1,530-2,171) 1992-93
Game	.313	vs. Utah (5-16) 2/1/92
Half	.000	Several times
Period	.000	Several times
Overtime	.000	Several times

## REBOUNDS

Season	2,123	(42.5 avg.) 1998-99 (50 games)
	2,823	(42.8 avg.) 2011-12 (66 games)
	3,163	(38.6 avg.) 2016-17
Game	24	at Cleveland 11/28/09
	24	at Utah 1/28/04
	24	at Vancouver 2/27/01
	24	at Chicago 3/3/93

Half	24	at San Antonio 11/1/91
Period	7	at L.A. Lakers (2nd) 2/4/86
	1	at Portland (3rd) 3/28/03
Overtime	0	vs. Minnesota (1st) 12/15/12
	0	vs. Utah (1st) 2/8/96
	0	vs. Houston (2nd) 4/6/85

## OFFENSIVE REBOUNDS

Season	645	(12.9 avg.) 1998-99 (50 games)
	665	(10.1 avg.) 2011-12 (66 games)
	647	(7.9 avg.) 2016-17
Game	2	at Brooklyn 3/19/17
	2	vs. Portland 2/7/17
	2	at Portland 2/3/17
	2	vs. Washington 1/3/17
	2	vs. Portland 11/5/12
	2	at Portland 2/13/02
	2	at Miami 3/7/01
	2	at Houston 3/10/98
Half	0	Several times
Period	0	Several times
Overtime	0	Several times

## DEFENSIVE REBOUNDS

Season	1,478	(29.6 avg.) 1998-99 (50 games)
	2,150	(26.2 avg.) 1993-94
	2,158	(32.7 avg.) 2011-12 (66 games)
Game	13	vs. San Antonio 1/15/94
Half	3	at Portland (2nd) 12/20/96
	3	vs. Utah (2nd) 11/13/93
	3	vs. Boston (2nd) 3/3/81
Period	0	Several times
Overtime	0	vs. Minnesota (1st) 12/15/12
	0	vs. Utah (1st) 2/8/96
	0	vs. Houston (2nd) 4/6/85

## ASSISTS

Season	921	(18.4 avg.) 1998-99 (50 games)
	1,380	(20.9 avg.) 2011-12 (66 games)
	1,473	(18.0 avg.) 2005-06
Game	6	vs. L.A. Clippers 4/19/06
	6	at New Jersey 2/10/98
Half	1	vs. Utah (2nd) 12/20/02
Period	0	Several times. Most recently: vs. L.A. Lakers (4th) 1/7/19
Overtime	0	Several times

## FOULS

Season	1,065	(21.3 avg.) 1998-99 (50 games)
	1,226	(18.6 avg.) 2011-12 (66 games)
	1,567	(19.1 avg.) 2016-17
Game	#5	at San Antonio 11/20/99
Half	2	at Brooklyn (1st) 1/24/14
	2	vs. Atlanta (1st) 4/26/12
	2	at San Antonio (2nd) 11/20/99
	2	vs. Chicago 11/27/99
	2	at Seattle (1st) 1/7/85

Period	0	Several times
Overtime	0	Several times

## DISQUALIFICATIONS

Season	2	2011-12 (66 games)
	4	2015-16
	4	2013-14
	16	1998-99 (50 games)

## STEALS

Season	352	(7.0 avg.) 1998-99 (50 games)
	490	(6.0 avg.) 2007-08
	565	(8.6 avg.) 2011-12 (66 games)
Game	0	at Atlanta 2/25/15
	0	at Detroit 11/15/01
	0	at Phoenix 4/12/84
Half	0	Several times
Period	0	Several times
Overtime	0	Several times

## TURNOVERS

Season	692	(13.8 avg.) 1998-99 (50 games)
	926	(14.0 avg.) 2011-12 (66 games)
	949	(11.6 avg.) 2002-03
Game	3	at Utah 2/23/19
Half	0	Several times. Most recently: vs. Milwaukee (1st) 12/28/15
Period	0	Several times
Overtime	0	Several times

## BLOCKED SHOTS

Season	214	1980-81
Game	0	Several times





# MISCELLANEOUS RECORDS

## SINGLE GAME

Longest game (REG)	3:01 at San Antonio 5/19/03*
Longest game (OT)	3:07 vs. Oklahoma City 3/25/14
Longest game (2OT)	3:14 vs. Philadelphia 1/14/04
Longest game (3OT)	3:17 at Utah 4/16/12
Shortest game	1:40 at Seattle 1/7/85
Highest field goal percentage by Dallas in a loss	.600 vs. Atlanta (51-85) 3/15/91
Most points scored by Dallas in a loss	141 vs. Golden State (143) 1/18/92
Fewest points scored by Dallas in a victory	75 at L.A. Clippers (73) 4/10/06
Consecutive points scored (team)	26 at Houston 11/25/09 Score was Dallas 13 Houston 25 at 5:51 in 1st Score was Dallas 39 Houston 25 at 11:46 in 2nd Houston scored at 11:29 in 2nd at L.A. Lakers 4/6/97
Consecutive points allowed (team)	26 Score was Dallas 51 L.A. Lakers 35 at 0:19.8 in 2nd Score was Dallas 51 L.A. Lakers 61 at 3:09 in 3rd Dallas scored at 1:51 in 3rd
Players scoring in double figures	9 Dallas (151) vs. Seattle (129) 4/23/87* Aguirre-28, Tarpley-25, Blackman-18, Harper-18, Donaldson-15 Perkins-12, Schrempf-10, Davis-10, Wennington-10
Players scoring 20 or more points	9 Dallas (147) at Seattle (124) 11/6/86 Wood-25, Aguirre-24, Blackman-18, Harper-15, Schrempf-15, Donaldson-14, Tarpley-11, Perkins-10, Davis-10
Points off the bench	4 Several times Most recently: vs. New Orleans 12/10/14; Ellis-26, Nowitzki-20, Parsons-20, Harris-20
Quickest disqualification on personal fouls	77 at Kansas City 11/5/82
Earliest disqualification on personal fouls	#3 Minutes: Bubba Wells at Chicago 12/29/97
Consecutive points scored to open game (team)	6:30 Left in 3rd: Loren Meyer vs. Miami 3/12/96
Technical fouls (team)	17 vs. Sacramento 12/9/87, Franklin Edwards scored Kings' first points (5:57, 1st) 8 at Indiana 3/24/04 Williams-2, Bradley-1, Harris-1, Nowitzki-1, Defensive 3 seconds-3; Referees: Ron Garretson, Ron Olesiak, Bernie Adams
Technical fouls (both teams)	12 vs. Golden State 3/23/05 Dallas: Johnson-1, Howard-1, Nowitzki-1, Van Horn-1, Defensive 3 seconds-2 Golden State: Davis-1, Dunleavy-1, Richardson-1, Montgomery-1, Defensive 3 seconds-2 Referees: Mike Callahan, Rodney Mott, Bill Spooner
	12 vs. Portland 12/20/00 Dallas: Eisley-1, Finley-1, Bradley-2 Illegal Defense-1 Portland: Wallace-1, Dunleavy-2, Davis-2, Wells-1, Augmon-1 Referees: Joe Forte, Ron Olesiak, Marc Davis

## INDIVIDUAL

Most games with 50 or more points	1 Dirk Nowitzki 2005-06
	1 Dirk Nowitzki 2004-05
	1 Jim Jackson 1994-95
	1 Jamal Mashburn 1994-95
Most games with 40 or more points	6 Mark Aguirre 1983-84
Most games with 30 or more points	40 Mark Aguirre 1983-84
Games with 20 or more points	72 Mark Aguirre 1983-84
Games with 10 or more points	81 Dirk Nowitzki 2005-06
Games with 10 or more points and rebounds	43 Roy Tarpley 1987-88
Games with 10 or more rebounds	56 James Donaldson 1986-87
Games with 10 or more assists	43 Jason Kidd 1995-96
Consecutive games with 40 or more points	2 Mark Aguirre (40) vs. Golden State 3/1/86, (42) at Phoenix (2OT) 3/3/86
	2 Rolando Blackman (43) vs. Portland 4/18/85*, (41) vs. Portland 4/20/85*
Consecutive games with 30 or more points	2 Mark Aguirre (40) at Golden State 12/10/83, (40) at San Diego 12/11/83
Consecutive games with 20 or more points	5 Mark Aguirre 11/30/83 through 12/7/83
Consecutive games with 10 or more points	34 Mark Aguirre 11/22/83 through 2/1/84
Consecutive games with 10 or more points and rebs	190 Dirk Nowitzki 3/14/04 through 11/27/06
	10 Dirk Nowitzki 5/4/03 through 5/21/03*
	10 James Donaldson 2/6/89 through 3/8/89
Consecutive games with 10 or more rebounds	13 DeAndre Jordan 12/12/18 through 1/4/19
Consecutive games with 10 or more assists	8 Jason Kidd 4/8/96 through 4/21/96
Times led or shared scoring lead	62 Mark Aguirre 1983-84

## TEAM

100-point games	79 1985-86
Consecutive 100-point games	67 1/15/86 through 12/10/86
Games under 100 points	62 1996-97
Consecutive games under 100 points	18 3/15/97 through 4/16/97
Consecutive games allowing 100 or more points	33 12/18/92 through 2/24/93
Games holding opponent under 100 points	60 2006-07
Consecutive games holding opponent under 100 pts	15 12/30/11 through 1/23/12
Games shooting .500+	49 1985-86
Consecutive games shooting .500+	8 2/28/84 through 3/13/84
Consecutive games shooting under .500	50 3/18/97 through 1/3/98
Games opponent shooting .500+	50 1981-82
Consecutive games opponents shooting .500+	9 3/22/85 through 4/9/85
	9 1/17/84 through 2/3/84
Consecutive games opponents shooting under .500	32 10/27/10 through 1/1/11

## CAREER

Consecutive starts	360 Michael Finley 2/17/97 through 12/27/01
Consecutive games played	381 Michael Finley 12/28/96 through 12/27/01
Consecutive games without fouling out	865 Rolando Blackman 10/30/81 through 4/19/92



# ROOKIE LEADERS

## POINTS

Season 1,732 Jay Vincent (21.4) 1981-82  
 Game 42 Mark Aguirre vs. Golden State 11/14/81

## FIELD GOALS

Season 719 Jay Vincent (719-1,448) 1981-82  
 Game 18 Mark Aguirre vs. Golden State (18-40) 11/14/81

## FIELD GOAL ATTEMPTS

Season 1,448 Jay Vincent (719-1,448) 1981-82  
 Game 40 Mark Aguirre vs. Golden State (18-40) 11/14/81

## FIELD GOAL PERCENTAGE

Season .533 Johnathan Motley (40-75) 2017-18  
 .533 Bill Garnett (170-319) 1982-83

## 3-POINT FIELD GOALS

Season 168 Luka Dončić (168-514) 2018-19  
 Game 9 Yogi Ferrell at Portland (9-11) 2/3/17  
 9 Rodrigue Beaubois at Golden State (9-11) 3/27/10

## 3-POINT FIELD GOAL ATTEMPTS

Season 514 Luka Dončić (168-514) 2018-19  
 Game 12 Jason Kidd at Houston (8-12) (2OT) 4/11/95

## FREE THROWS

Season 346 Luka Dončić (346-485) 2018-19  
 Game 12 Luka Dončić vs. Atlanta (12-15) 12/12/18  
 12 Erick Strickland vs. New York (12-12) 3/11/97

## FREE THROW ATTEMPTS

Season 485 Luka Dončić (346-485) 2018-19  
 Game 16 Luka Dončić vs. Phoenix (10-16) 1/9/19

## FREE THROW PERCENTAGE

Season .877 Yogi Ferrell (64-73) 2016-17  
 Game 1.000 Several times. Most made without a miss: 12, Erick Strickland vs. New York 3/11/97

## REBOUNDS

Season 605 Popeye Jones (7.5) 1993-94  
 605 Sam Perkins (7.4) 1984-85  
 Game 20 Roy Tarpley vs. Milwaukee 1/1/87

## ASSISTS

Season 607 Jason Kidd 1994-95  
 Game 17 Jason Kidd at Golden State 3/13/95

## BLOCKED SHOTS

Season 82 Kurt Nimphius 1981-82  
 Game 7 Bernard James at New Orleans 2/22/13

## STEALS

Season 151 Jason Kidd 1994-95  
 Game 6 Derek Harper at San Antonio 3/13/84  
 6 Elston Turner vs. Utah 1/23/82

## MINUTES

Season 2,896 Jamal Mashburn 1993-94  
 Game 48 Marquis Daniels (three times); at Houston 4/14/04, vs. Memphis 4/13/04, at Miami (OT) 3/26/04  
 48 Mike Iuzzolino vs. Seattle 3/22/92

## GAMES

Season 82 Rolando Blackman 1981-82, Derek Harper 1983-84 and Sam Perkins 1984-85

## STARTS

Season 79 Jason Kidd 1994-95

# OPPONENT PLAYER HIGHS

## POINTS

Season 224 Adrian Dantley (37.3) Utah (6 Games) 1980-81  
 Game 62 Kobe Bryant, at L.A. Lakers 12/20/05  
 Half 36 Stephen Curry, at Golden State (2nd) 2/4/15  
 Period 30 Kobe Bryant, at L.A. Lakers (3rd) 12/20/05  
 Overtime 10 Justin Holiday, at Memphis (1st) 4/7/19

## FIELD GOALS

Season 82 Adrian Dantley, Utah (6 Games) (82-142 .577) 1980-81  
 Game 22 Andre Miller, Portland at Dallas (22-31) (OT) 1/30/10  
 20 Anthony Davis, at New Orleans (20-32) 12/28/18  
 20 Bernard King, New York at Dallas (20-28) 2/1/84

## FIELD GOAL ATTEMPTS

Season 154 Hakeem Olajuwon, Houston (6 Games) (72-154 .468) 1986-87  
 Game 39 George Gervin, San Antonio at Dallas (18-39) 11/27/82

## FIELD GOAL PERCENTAGE (min. 50 attempts)

Season .746 Shaquille O'Neal, L.A. Lakers (3 Games) (50-67) 1997-98  
 Game 1.000 Several times. Most made without a miss:  
 10 Byron Scott, L.A. Lakers at Dallas 2/26/86

## 3-POINT FIELD GOALS

Season 27 Klay Thompson, Golden State (4 Games) (27-47) 2015-16  
 Game 11 Stephen Curry, Golden State at Dallas (11-19) 1/13/19

## 3-POINT FIELD GOAL ATTEMPTS

Season 59 James Harden (4 Games) (19-59) 2018-19  
 Game 19 Stephen Curry, Golden State at Dallas (11-19) 1/13/19

## FREE THROWS

Season 60 Adrian Dantley, Utah (6 Games) (60-68 .882) 1980-81  
 Game 26 Adrian Dantley, at Utah (26-29) 10/31/80

## FREE THROW ATTEMPTS

Season 71 Shaquille O'Neal, L.A. Lakers (4 Games) (39-71 .549) 2000-01

## Game

29 Adrian Dantley, at Utah (26-29) 10/31/80

## FREE THROW PERCENTAGE

Season 1.000 Several times. Most made without a miss:  
 25 Ray Allen, Mil. (2 Games, 7-7 FTs) and Sea. (2 Games, 18-18 FTs) 2002-03

## Game

1.000 Several times. Most made without a miss:  
 21 Kevin Durant, Oklahoma City at Dallas (OT) 1/18/13  
 16 James Harden, Houston 3/6/13  
 16 Purvis Short, Golden State at Dallas 1/11/86

## REBOUNDS

Season 109 Dennis Rodman, San Antonio (5 Games) (21.8) 1993-94  
 Game 32 Dennis Rodman, at San Antonio 1/22/94

## OFFENSIVE REBOUNDS

Season 36 Hakeem Olajuwon, Houston (6 Games) 1986-87  
 36 Moses Malone, Houston (6 Games) 1981-82  
 Game 13 Antawn Jamison, Golden State at Dallas 1/25/00

## DEFENSIVE REBOUNDS

Season 78 Dennis Rodman, San Antonio (5 Games) 1993-94  
 Game 23 Dennis Rodman, at San Antonio 1/22/94

## ASSISTS

Season 88 John Stockton, Utah (6 Games) 1988-89  
 Game 25 Isiah Thomas, at Detroit 2/13/85

## FOULS

Season 29 Several times. Most recently:  
 Hakeem Olajuwon, Houston (6 Games) 1984-85

## DISQUALIFICATIONS

Season 4 Tom Chambers, San Diego (5 Games) 1982-83

## TURNOVERS

Season 30 Karl Malone, Utah (6 Games) 1985-86  
 Game 11 Monta Ellis, Golden State at Dallas 11/24/09  
 11 Magic Johnson, at L.A. Lakers 4/15/91

## BLOCKED SHOTS

Season 39 Mark Eaton, Utah (6 Games) 1984-85  
 Game 12 Mark Eaton, Utah at Dallas 2/26/85  
 12 Mark Eaton, at Utah 3/17/84

## STEALS

Season 21 Alvin Robertson, San Antonio (6 Games) 1985-86  
 Game 9 Chris Paul, at New Orleans 2/20/08

## MINUTES

Season 273 Adrian Dantley, Utah (45.5) (6 Games) 1980-81  
 Game (REG) 48 Several times. Most recently: Ray McCallum, vs. Sacramento 3/29/14

## Game (OT)

53 Goran Dragic, at Houston 4/11/11  
 53 Michael Finley, at Phoenix 1/12/96

## Game (2OT)

53 A.C. Green, at Phoenix 1/12/96

## Game (3OT)

56 Jamaal Tinsley, at Indiana 2/5/02  
 55 Clyde Drexler, Portland at Dallas 12/29/89



# OPPONENT HIGHS/LOWS

## HIGHS

### POINTS

Game	147	at Houston (156) (2OT) 4/11/95
	144	Indiana (135) 1/5/87
	144	at Utah (122) 10/31/80
1st Half	80	Phoenix (43) 4/10/18
2nd Half	80	Washington (64) 1/18/05
1st Period	46	Minnesota (37) 10/28/18
2nd Period	45	Denver (44) 1/14/83
3rd Period	44	at Houston (17) 3/3/13
	44	at Portland (27) 3/28/03
4th Period	47	Chicago (36) 1/5/18
Overtime	23	at Houston (23) (1st) 4/11/95

### FIELD GOALS

Game	64	Indiana (64-98) 1/5/87
------	----	------------------------

### FIELD GOAL ATTEMPTS

Game	125	at Denver (2OT) (53-125) 4/10/15
	115	Philadelphia (OT) (53-115) 12/29/82
	115	Houston (OT) (48-115) 3/24/81
	113	Denver (45-113) 12/14/85

### FIELD GOAL PERCENTAGE

Game	#.707	San Antonio (53-75) 4/16/83
------	-------	-----------------------------

### 3-POINT FIELD GOALS

Game	23	at Houston (23-60) 2/11/19
------	----	----------------------------

### 3-POINT FIELD GOAL ATTEMPTS

Game	60	at Houston (23-60) 2/11/19
------	----	----------------------------

### 3-POINT FIELD GOAL PERCENTAGE

Game	1.000	Several times. Most made without a miss: 4 L.A. Lakers 11/4/88
------	-------	--

### FREE THROWS

Game	49	at Utah (49-61) 10/31/80
------	----	--------------------------

### FREE THROW ATTEMPTS

Game	61	Miami (47-61) 12/8/92
	61	at Utah (49-61) 10/31/80

### FREE THROW PERCENTAGE

Game	1.000	Several times. Most made without a miss: 28 at Atlanta 1/9/92
------	-------	---

### REBOUNDS

Game	69	at San Antonio (2OT) 3/13/84
	67	Phoenix 2/17/98

### OFFENSIVE REBOUNDS

Game	33	at Golden State 11/6/99
------	----	-------------------------

### DEFENSIVE REBOUNDS

Game	50	L.A. Lakers 11/24/12
	50	Phoenix 2/17/98
	50	at Houston 2/4/81

### ASSISTS

Game	46	at Boston 12/18/85
------	----	--------------------

### FOULS

Game	41	Kansas City 11/20/82
------	----	----------------------

### DISQUALIFICATIONS

Game	4	at New Jersey (O'Koren, Turner, Richardson, B. Williams) 2/17/86
------	---	--

### STEALS

Game	20	L.A. Lakers 12/13/94
------	----	----------------------

### TURNOVERS

Game	30	at Houston 3/7/04
	30	Cleveland 11/15/86

### BLOCKED SHOTS

Game	16	Utah 2/26/85
	16	at Philadelphia 2/23/83

## LOWS

### POINTS

Game	60	Sacramento (99) 1/14/12
1st Half	23	Sacramento (52) 1/14/12
2nd Half	22	Utah (60) 11/14/18
1st Period	9	Utah (22) 2/11/15
2nd Period	8	at Minnesota (16) 2/27/07
3rd Period	5	Denver (25) 11/28/15
4th Period	8	Miami (29) 12/25/11
Overtime	1	Milwaukee (12) (1st) 11/6/16

### FIELD GOALS

Game	22	Sacramento (22-86) 1/14/12
------	----	----------------------------

### FIELD GOAL ATTEMPTS

Game	#53	at Utah (23-53) 12/12/97
------	-----	--------------------------

### FIELD GOAL PERCENTAGE

Game	.256	Sacramento (22-86) 1/14/12
------	------	----------------------------

### 3-POINT FIELD GOAL PERCENTAGE

Game	.000	Several times. Most missed without a make:
	15	at Sacramento 11/29/08

### FREE THROWS

Game	2	at San Antonio (2-5) 11/20/99
	2	at Seattle (2-4) 1/7/85

### FREE THROW ATTEMPTS

Game	4	at Seattle (2-4) 1/7/85
------	---	-------------------------

### FREE THROW PERCENTAGE

Game	.375	at Washington (6-16) 2/26/11
------	------	------------------------------

### REBOUNDS

Game	24	at Vancouver 2/17/97
------	----	----------------------

### OFFENSIVE REBOUNDS

Game	2	at Miami 12/12/17
	2	at Houston 2/11/18
	2	at Boston 1/11/12
	2	at New Orleans 4/12/09
	2	at L.A. Lakers 1/7/07
	2	at Seattle 4/10/04

### DEFENSIVE REBOUNDS

Game	13	Utah 4/8/88
------	----	-------------

### ASSISTS

Game	8	New Orleans 11/25/06
	8	Houston 1/21/03
	8	Minnesota 11/29/94
	8	at Denver 11/19/91

### FOULS

Game	8	at L.A. Lakers 11/28/08
------	---	-------------------------

### STEALS

Game	0	Houston 11/12/91
	0	Utah 12/23/80

### TURNOVERS

Game	3	Cleveland 3/2/95
------	---	------------------

### BLOCKED SHOTS

Game	0	Several times. Most recently: Cleveland 3/16/19
------	---	---



# AAC, INDIVIDUAL HIGHS

### POINTS

Game	53	Dirk Nowitzki, vs. Houston (OT) 12/2/04
	51	Jamal Crawford, Phoenix 4/9/12
	51	Dirk Nowitzki, vs. Golden State 3/23/06
Half	35	Steve Nash, Phoenix (2nd) 5/15/05*
Period	29	Dirk Nowitzki, vs. Utah (4th) 11/3/09
Overtime	14	Dirk Nowitzki, vs. Chicago (1st) 2/7/09

### FIELD GOALS

Game	22	Andre Miller, Portland (22-31) 1/30/10
Half	14	Steve Nash, Phoenix (2nd) 5/15/05*
Period	10	Antawn Jamison, Golden State (1st) (10-12) 11/27/01
Overtime	5	O.J. Mayo, vs. Golden State (1st) (5-8) 11/19/12
	5	Dirk Nowitzki, vs. Chicago (1st) (5-7) 2/7/09

### FIELD GOAL ATTEMPTS

Game	36	Tracy McGrady, Houston (OT) (19-36) 12/2/04
	34	Anthony Davis, New Orleans (17-34) 2/25/17
Half	22	Anthony Davis, New Orleans (1st) (13-22) 2/25/17
Period	13	Dennis Smith Jr., vs. San Antonio (4th) (7-13) 11/14/17
	13	Russell Westbrook, Oklahoma City (4th) (7-13) 3/27/17
Overtime	13	Kobe Bryant, L.A. Lakers (2nd) (7-13) 1/5/05
	8	O.J. Mayo, vs. Golden State (1st) (5-8) 11/19/12

### FIELD GOAL PERCENTAGE

Game	1.000	Several times. Most made without a miss:
	8	Ed Davis, Brooklyn 11/21/18
	8	Samuel Dalembert, vs. Utah 11/22/13
	8	Devin Harris, vs. San Antonio 11/5/05
	8	Adrian Griffin, vs. Memphis 3/1/03
Half	1.000	Several times. Most made without a miss:
	9	Chris Duhon, New York (1st) 1/8/99
	9	Amaré Stoudemire, Phoenix (2nd) 3/14/07
Period	1.000	Several times. Most made without a miss:
	8	Andre Miller, Denver (3rd) 1/31/04
Overtime	1.000	Most made without a miss:
	4	Kyrie Irving, Boston (1st) 11/20/17
	4	Raymond Felton, vs. Denver (1st) 2/26/16

### CONSECUTIVE FIELD GOALS

Multiple Games	11	Michael Finley, vs. Sacramento (5) 2/23/02 - vs. Memphis (6) 2/26/02
One Game	10	Chris Webber, Sacramento (OT) 5/11/02*

### 3-POINT FIELD GOALS

Game	11	Stephen Curry, Golden State (11-19) 1/13/19
Half	6	Stephen Curry, Golden State (2nd) (6-11) 1/13/19
	6	Wesley Matthews, vs. Golden State (2nd) (6-8) 1/3/18
	6	Klay Thompson, Golden State (1st) (6-9) 3/18/16
	6	O.J. Mayo, vs. Detroit (2nd) (6-9) 12/1/12
	6	Randy Foye, L.A. Clippers (2nd) (6-12) 4/2/12
	6	Jason Terry, vs. L.A. Lakers (6-7) 5/8/11*
Period	5	Several times. Most recently: Damian Lillard, Portland (3rd) (5-6) 2/10/19
Overtime	2	Deron Williams, vs. Boston (1st) (2-2) 1/18/16
	2	Kelly Olynyk, Boston (1st) (2-2) 1/18/16
	2	Jason Kidd, vs. Oklahoma City (1st) (2-3) 2/27/09
	2	Jason Terry, vs. Phoenix (1st) (2-3) 5/20/05*
	2	Tracy McGrady, Houston (1st) (2-3) 12/2/04
	2	Allen Iverson, Philadelphia (1st) (2-3) 1/14/04
	2	Stephen Jackson, San Antonio (1st) (2-2) 3/20/03

### 3-POINT FIELD GOAL ATTEMPTS

Game	19	Stephen Curry, Golden State (11-19) 1/13/19
Half	12	Randy Foye, L.A. Clippers (2nd) (6-12) 4/2/12
Period	7	Jamal Crawford, Phoenix (4th) (4-7) 4/9/19
	7	Gerald Green, Houston (4th) (3-7) 3/11/18
	7	Dennis Smith Jr., vs. San Antonio (4th) (7-13) 11/14/17
	7	Randy Foye, L.A. Clippers (3rd) (4-7) 4/2/12
	7	Kobe Bryant, L.A. Lakers (4th) (3-7) 1/5/05
	7	Juan Dixon, Washington (4th) (1-7) 12/2/03
	7	Michael Finley, vs. Minnesota (4th) (2-7) 11/29/04
	7	Chauncey Billups, Minnesota (3rd) (5-7) 2/19/02
Overtime	3	Several times. Most recently: Tim Hardaway Jr., vs. New Orleans (1st) (0-3) 3/18/19

### 3-POINT FIELD GOAL PERCENTAGE

Game	1.000	Several times. Most made without a miss:
	8	Michael Finley, vs. Cleveland 3/26/05
Half	1.000	Several times. Most made without a miss:
	5	Several times. Most recently: J.J. Barea, vs. Chicago (1st) 12/26/15
Period	1.000	Several times. Most made without a miss:
	4	J.J. Barea, vs. Sacramento (4th) 2/13/18
	4	Wesley Matthews, vs. Orlando (1st) 2/11/17
	4	Joe Ingles, Utah (2nd) 2/9/17
	4	CJ Miles, Indiana (2nd) 12/9/16
	4	Michael Redd, Milwaukee (3rd) 12/30/03
	4	Steve Nash, vs. Denver (1st) 11/22/03
Overtime	1.000	Several times. Most made without a miss:
	2	Deron Williams, vs. Boston (1st) 1/18/16
	2	Kelly Olynyk, Boston (1st) 1/18/16
	2	Stephen Jackson, San Antonio (1st) 2/20/03

### FREE THROWS

Game	24	Dirk Nowitzki, vs. Oklahoma City (24-24) 5/17/11*
Half	19	Dirk Nowitzki, vs. Oklahoma City (2nd) (19-19) 5/17/11*
Period	14	Dirk Nowitzki, vs. Utah (4th) (14-14) 11/3/09
Overtime	6	Shawn Marion, Phoenix (1st) (6-6) 5/20/05*

### FREE THROW ATTEMPTS

Game	24	Dirk Nowitzki, vs. Oklahoma City (24-24) 5/17/11*
	24	Dirk Nowitzki, vs. San Antonio (21-24) 5/13/06*
Half	19	Dirk Nowitzki, vs. Oklahoma City (2nd) (19-19) 5/17/11*
Period	14	Dirk Nowitzki, vs. Utah (4th) (14-14) 11/3/09
Overtime	10	Rudy Gobert, Utah (1st) (5-10) 1/20/17

### FREE THROW PERCENTAGE

Game	1.000	Several times. Most made without a miss:
	24#	Dirk Nowitzki, vs. Oklahoma City 5/17/11*
Half	1.000	Several times. Most made without a miss:
	19	Dirk Nowitzki, vs. Oklahoma City (2nd) 5/17/11*
Period	1.000	Several times. Most made without a miss:
	14	Dirk Nowitzki, vs. Utah (4th) 11/3/09
Overtime	1.000	Several times. Most made without a miss:
	6	Shawn Marion, Phoenix (1st) 5/20/05*

### REBOUNDS

Game	27	DeAndre Jordan, L.A. Clippers 2/9/15
Half	17	DeAndre Jordan, L.A. Clippers (2nd) 2/9/15
	17	Al-Farouq Aminu, New Orleans (1st) 4/17/13
	17	Dirk Nowitzki, vs. Phoenix (2nd) 3/5/02
Period	14	Al-Farouq Aminu, New Orleans (1st) 4/17/13
	14	Tyson Chandler, vs. Minnesota (3rd) 12/1/10
Overtime	7	Rudy Gobert, Utah (1st) 1/20/17

### OFFENSIVE REBOUNDS

Game	13	Tyson Chandler, vs. Portland 4/25/11*
Half	9	Erick Dampier, vs. L.A. Lakers (2nd) 11/11/08
Period	7	Erick Dampier, vs. L.A. Lakers (3rd) 11/11/08
Overtime	4	Luka Dončić, vs. New Orleans (1st) 3/18/19
	4	Rudy Gobert, Utah (1st) 1/20/17

### DEFENSIVE REBOUNDS

Game	22	Dwight Howard, Charlotte 3/24/18
Half	16	Dirk Nowitzki, vs. Phoenix (2nd) 3/5/02
Period	10	Tyson Chandler vs. Minnesota (3rd) 12/1/10
	10	Dirk Nowitzki, vs. Phoenix (4th) 3/5/02
Overtime	4	Jonas Valanciunas, vs. Toronto (1st) 12/20/13
	4	Shawn Marion, vs. Portland (2nd) 2/11/12
	4	Tim Duncan, San Antonio (1st) 3/20/03

### ASSISTS

Game	20	Jason Kidd, vs. Phoenix 4/5/09
Half	16	Jason Kidd, vs. Phoenix (1st) 4/5/09
Period	9	Rajon Rondo, Boston (3rd) 11/8/10
	9	Rajon Kidd, vs. Charlotte (3rd) 10/27/10
	9	Jose Barea, vs. Toronto (4th) 11/7/09
Overtime	4	Luka Dončić, vs. New Orleans (1st) 3/18/19
	4	Jerry Stackhouse, vs. Houston (1st) 12/2/04

### TURNOVERS

Game	11	Monta Ellis, Golden State 11/24/09
Half	7	Luka Dončić, vs. San Antonio (2nd) 3/12/19
	7	DeMarcus Cousins, Sacramento (2nd) 1/5/16
	7	Monta Ellis, Golden State (2nd) 2/3/10
	7	Erick Dampier, vs. Utah (1st) 12/4/04
Period	7	Monta Ellis, Golden State (3rd) 2/3/10
Overtime	3	Jason Terry, vs. Phoenix (2nd) 3/14/0

### BLOCKED SHOTS

Game	10	Serge Ibaka, Oklahoma City 2/1/12
	10	Josh Smith, Atlanta 12/18/04
Half	6	Serge Ibaka, Oklahoma City (2nd) 2/1/12
Period	4	Seven Times. Most Recently: Serge Ibaka, Oklahoma City (2nd) 2/1/12
Overtime	2	Dirk Nowitzki, vs. Toronto (1st) 2/25/06

### STEALS

Game	7	Monta Ellis vs. Utah 2/11/15
	7	Jason Kidd vs. Phoenix 2/17/10
	7	Josh Howard, vs. Utah 4/8/09
	7	Chris Paul, New Orleans 1/14/09
Half	5	Russell Westbrook, Oklahoma City (1st) 12/28/14
	5	DeJuan Blair, vs. L.A. Lakers (2nd) 11/5/13
	5	Kevin Garnett, Boston (1st) 3/20/10
	5	Jason Kidd vs. Phoenix (2nd) 2/17/10
	5	Doug Christie, Sacramento (1st) 4/24/04*
	5	Adrian Griffin, vs. Utah (2nd) 3/8/03
Period	5	Eduardo Najera, vs. New Jersey (2nd) 1/21/02
	4	Monta Ellis, vs. Utah (4th) 2/11/15
	4	DeJuan Blair, vs. L.A. Lakers (4th) 11/5/13
	4	Eric Gordon, New Orleans (3rd) 4/17/13
	4	Emeka Okafor, New Orleans (3rd) 2/28/10
	4	Dirk Nowitzki, vs. Houston (3rd) 5/2/05*
	4	Eduardo Najera, vs. Phoenix (4th) 3/8/04
	4	Adrian Griffin, vs. Golden State (1st) 11/4/02
Overtime	3	Monta Ellis, vs. New York (1st) 11/26/14

### MINUTES

Game (Reg)	48	23 Times. Most Recently: Aaron Harrison, vs. Phoenix 4/10/18
Game (OT)	52	Quentin Richardson, Phoenix 5/20/05*
Game (2OT)	57	Michael Finley, vs. Sacramento 5/11/02*
		Dirk Nowitzki, vs. Phoenix 3/14/07



# AAC, TEAM HIGHS

## POINTS

Game	140	vs. Minnesota (136)	10/20/18
	140	vs. L.A. Lakers (106)	11/21/14
	140	vs. Phoenix (116)	4/5/09
First Half	83	vs. Sacramento (61)	5/8/03*
Second Half	80	Phoenix (43)	4/10/18
	80	Washington (64)	1/18/05
1st Period	46	Minnesota (37)	10/20/18
2nd Period	43	vs. Detroit (28)	12/20/17
	43	vs. Indiana (33)	1/8/05
3rd Period	46	vs. San Antonio (32)	2/26/04
4th Period	47	Chicago (36)	1/5/18
Overtime	20	vs. Cleveland (15) (1st)	1/12/16
	20	vs. Houston (13) (1st)	12/2/04

## FIELD GOALS

Game	54	vs. New Orleans (54-93)	11/11/03
Half	32	vs. Sacramento (1st) (32-50)	5/8/03*
Period	18	Memphis (3rd) (18-25)	3/6/11
	18	vs. Toronto (4th) (18-22)	11/7/09
Overtime	7	vs. Chicago (1st) (7-9)	2/7/09

## FIELD GOAL ATTEMPTS

Game	113	vs. Philadelphia (20T) (48-113)	1/14/04
	107	vs. Sacramento (50-107)	2/24/04
Half	56	vs. Indiana (1st) (19-56)	1/12/02
Period	31	New Jersey (4th) (14-31)	1/15/05
Overtime	13	Oklahoma City (1st) (3-13)	3/25/14

## FIELD GOAL PERCENTAGE

Game	.652	vs. Sacramento (45-69)	11/3/07
Half	.756	Phoenix (2nd) (31-41)	4/10/18
Period	.857	vs. San Antonio (3rd) (12-14)	12/9/08
	.857	vs. Orlando (3rd) (12-14)	4/5/05
Overtime	.857	vs. Orlando (1st) (6-7)	12/16/05

## CONSECUTIVE FIELD GOALS

Game	12	vs. Chicago	11/25/03
------	----	-------------	----------

## 3-POINT FIELD GOALS

Game	22	vs. Milwaukee (22-53)	2/8/19
	22	Golden State (22-38)	3/18/16
Half	15	Golden State (1st) (15-22)	3/18/16
Period	10	Houston (1st) (10-14)	1/24/18
Overtime	4	vs. Boston (1st) (4-4)	1/18/16

## 3-POINT FIELD GOAL ATTEMPTS

Game	53	vs. Milwaukee (22-53)	2/8/19
Half	30	vs. Memphis (2nd) (10-30)	4/5/19
Period	17	vs. Oklahoma City (3rd) (6-17)	12/31/18
	17	vs. Minnesota (3rd) (6-17)	10/20/18
Overtime	8	Houston (1st) (3-8)	12/2/04
	8	vs. Philadelphia (1st) (2-8)	1/14/04

## 3-POINT FIELD GOAL PERCENTAGE

Game	.778	vs. Cleveland (14-18)	3/26/05
Half	1.000	Several times. Most made without a miss:	
	5	vs. Washington (1st)	12/30/14
Period	1.000	Several times. Most made without a miss:	
	6	vs. New Jersey (3rd)	2/18/09
Overtime	1.000	Several times. Most made without a miss:	
	4	vs. Boston (1st)	1/18/16

## FREE THROWS

Game	46	vs. Utah (46-55)	4/16/06
Half	28	vs. New Jersey (2nd) (28-32)	1/21/02
	28	vs. Phoenix (2nd) (28-33)	11/24/01
Period	21	vs. Memphis (4th) (21-25)	11/2/13
	21	vs. New Jersey (4th) (21-24)	1/15/05
	21	vs. Phoenix (4th) (21-23)	11/24/01
Overtime	9	New Orleans (1st) (9-10)	3/18/19
	9	Phoenix (1st) (9-10)	5/20/05*

## FREE THROW ATTEMPTS

Game	55	vs. Utah (46-55)	4/16/06
Half	34	vs. Memphis (2nd) (29-34)	11/2/13
Period	25	vs. Memphis (4th) (21-25)	11/2/13
Overtime	12	Utah (1st) (7-12)	1/20/17

## FREE THROW PERCENTAGE

Game	1.000	Several times. Most made without a miss:	
	29	vs. Washington	11/26/07
Half	1.000	Several times. Most made without a miss:	
	25	vs. Oklahoma City (2nd)	5/17/11*
Period	1.000	Several times. Most made without a miss:	
	18	vs. Utah	11/3/09
Overtime	1.000	Several times. Most made without a miss:	
	8	vs. L.A. Clippers (1st)	3/26/12

## REBOUNDS

Game	68	Sacramento	4/26/04*
Half	36	Golden State (1st)	11/19/12
	36	Sacramento (1st)	4/26/04*
	36	vs. Washington (2nd)	12/2/03
	36	vs. Minnesota (1st)	3/10/03
	36	vs. L.A. Lakers (1st)	11/19/02
Period	23	New Orleans (1st)	4/17/13
	23	vs. Atlanta (1st)	12/18/04
Overtime	11	Utah (1st)	1/20/17

## OFFENSIVE REBOUNDS

Game	30	vs. Minnesota	3/10/03
Half	20	vs. Minnesota (1st)	3/10/03
Period	12	vs. Golden State (2nd)	4/22/07*
	12	vs. Minnesota (2nd)	3/10/03
Overtime	6	vs. San Antonio (1st)	5/15/06*

## DEFENSIVE REBOUNDS

Game	50	L.A. Lakers	11/24/12
Half	28	vs. L.A. Lakers (1st)	11/19/02
Period	18	vs. Phoenix (1st)	4/9/19
	18	vs. L.A. Lakers (2nd)	11/19/02
Overtime	8	vs. Portland (1st)	3/20/16
	8	vs. Oklahoma City (1st)	3/25/14
	8	vs. Portland (2nd)	2/11/12

## ASSISTS

Game	40	vs. New Orleans	11/11/03
Half	23	vs. New Orleans (1st)	2/28/10
Period	15	vs. New Orleans (1st)	11/11/03
Overtime	5	vs. Portland (1st)	3/20/16
	5	vs. Chicago (1st)	2/7/09
	5	vs. Houston (1st)	12/2/04

## FOULS

Game	37	Golden State	4/4/15
Half	24	Oklahoma City (2nd)	3/16/15
Period	15	Denver (3rd)	5/9/09*
	15	Phoenix (4th)	11/24/01
Overtime	7	vs. Utah (1st)	1/20/17
	7	Oklahoma City (1st)	3/25/14

## STEALS

Game	19	vs. Sacramento	4/24/04*
Half	12	vs. Sacramento (2nd)	4/24/04*
Period	7	Several times. Most recently:	vs. Utah (2nd) 11/22/13
Overtime	5	vs. New York (1st)	11/26/14

## TURNOVERS

Game	28	Philadelphia	11/13/14
Half	16	Three times. Most recently:	vs. Milwaukee (2nd) 2/25/09
Period	13	vs. Boston (2nd)	2/21/02
Overtime	6	New York (1st)	11/26/14

## BLOCKED SHOTS

Game	15	vs. Philadelphia	1/29/05
Half	10	vs. Philadelphia (2nd)	1/29/05
Period	6	Several times. Most recently:	vs. Minnesota (3rd) 10/20/18
Overtime	2	Several times. Most recently:	vs. Denver (1st) 4/12/13



# AAC, TEAM LOWS

## POINTS

Game	60	Sacramento (90) 1/14/12
First Half	23	Sacramento (52) 1/14/12
Second Half	22	Utah (60) 11/14/18
1st Period	9	Utah (22) 2/11/15
2nd Period	11	L.A. Lakers (38) 1/22/17
	11	vs. Chicago (14) 12/27/01
3rd Period	5	Denver (25) 11/28/15
4th Period	8	Miami (29) 12/25/11
Overtime	1	Milwaukee (12) 11/6/16

## FIELD GOALS

Game	22	Sacramento (22-86) 1/14/12
Half	7	Washington (2nd) (7-33) 11/21/06
Period	2	Several times. Most recently: Denver (3rd) (2-19) 11/28/15
Overtime	0	Milwaukee (1st) (0-4) 11/6/16
	0	vs. Sacramento (1st) (0-6) 2/27/03

## FIELD GOAL ATTEMPTS

Game	60	vs. Memphis (30-60) 4/8/16
Half	26	vs. Utah (2nd) (16-26) 1/28/06
Period	11	Several times. Most recently: Minnesota (4th) (4-11) 11/12/12
Overtime	6	Several times. Most recently: Oklahoma City (1st) (4-6) 2/28/18

## FIELD GOAL PERCENTAGE

Game	.256	Sacramento (22-86) 1/14/12
Half	.174	Sacramento (1st) (8-46) 1/17/12
Period	.105	Denver (3rd) (2-19) 11/28/15
	.105	vs. New York (3rd) (2-19) 3/30/07
Overtime	.000	vs. Sacramento (1st) (0-6) 2/27/03

## 3-POINT FIELD GOALS

Game	0	Several times. Most recently: Portland (0-11) 1/10/07
Half	0	Several times. Most recently: L.A. Clippers (1st) (0-7) 12/7/17
Period	0	Several times. Most recently: Philadelphia (3rd) (0-7) 4/1/19
Overtime	0	Several times. Most recently: Oklahoma City (1st) (0-1) 2/28/18

## 3-POINT FIELD GOAL ATTEMPTS

Game	2	Utah (1-2) 3/8/03
Half	0	Atlanta (1st) 2/26/07
	0	Utah (2nd) 3/8/03
Period	0	Several times. Most recently: Memphis (2nd) 1/12/13
Overtime	0	Several times. Most recently: vs. L.A. Clippers (1st) 3/26/13

## 3-POINT FIELD GOAL PERCENTAGE

Game	.000	Several times. Most missed without a make: San Antonio 4/7/05
Half	.000	Several times. Most missed without a make: vs. Charlotte (2nd) 12/12/09
	.000	vs. Minnesota (1st) 3/10/03
Period	.000	Several times. Most missed without a make: vs. Minnesota (3rd) 4/3/19
	.000	vs. Milwaukee (4th) 12/30/02
Overtime	.000	Several times. Most missed without a make: Oklahoma City (1st) 3/25/14

## FREE THROWS

Game	3	Golden State (3-6) (OT) 4/1/14
	3	vs. Sacramento (3-6) 2/16/11
Half	0	vs. Oklahoma City (2nd) (0-2) 2/28/18
	0	vs. San Antonio (2nd) (0-0) 4/7/17
	0	Utah (1st) (0-2) 2/7/14
	0	Orlando (2nd) (0-3) 2/20/13
	0	San Antonio (2nd) (0-1) 1/29/12
	0	Portland (1st) (0-1) 4/25/11*
	0	vs. Memphis (1st) (0-3) 12/23/08
Period	0	Several times. Most recently: Memphis (4th) (0-0) 4/5/19, vs. Memphis (4th) (0-1) 4/5/19
Overtime	0	Several times. Most recently: Utah (1st) (0-0) 2/9/17

## FREE THROW ATTEMPTS

Game	5	Orlando (4-5) 12/10/18
Half	0	vs. San Antonio (2nd) 4/7/17
	0	Golden State (2nd) 4/1/14
Period	0	Several times. Most recently: Memphis (4th) 4/5/19
Overtime	0	Several times. Most recently: Utah (1st) 2/9/17

## FREE THROW PERCENTAGE

Game	.368	Miami (7-19) 6/8/06*
Half	.000	Several times. Most missed without a make: 3 Orlando (2nd) (0-3) 2/20/13, 3 Memphis (1st) (0-3) 12/23/08
Period	.000	Several times. Most missed without a make: Minnesota (2nd) 12/1/10
	.000	vs. Sacramento (2nd) 11/20/09
	.000	vs. Oklahoma City (1st) 12/13/08
Overtime	.000	Several times. Most missed without a make: vs. Toronto (1st) 12/20/13
	.000	Golden State (1st) 11/8/04
	.000	San Antonio (1st) 3/20/03

## REBOUNDS

Game	25	Milwaukee 2/25/09
Half	6	Memphis (1st) 4/23/06*
Period	1	vs. Oklahoma City (3rd) 4/23/16*
Overtime	1	vs. Oklahoma City (1st) 2/28/18
	1	vs. Utah (1st) 2/9/16
	1	Brooklyn (1st) 3/23/14
	1	vs. San Antonio (2nd) 12/9/08
	1	vs. Orlando (1st) 12/16/05

## OFFENSIVE REBOUNDS

Game	2	vs. Portland 2/7/17
	2	vs. Washington 1/3/17
	2	vs. Portland 11/5/12
Half	0	Several times. Most recently: Phoenix (2nd) 4/9/19
Period	0	Several times. Most recently: Phoenix (4th) 4/9/19
Overtime	0	Several times. Most recently: vs. Oklahoma City (1st) 2/28/18

## DEFENSIVE REBOUNDS

Game	14	Detroit 11/19/05
Half	5	Memphis (1st) 4/23/06*
Period	0	Phoenix (3rd) 12/14/15
Overtime	1	Seven times. Most recently: vs. New Orleans (1st) 3/18/19

## ASSISTS

Game	6	vs. L.A. Clippers 4/19/06
Half	1	vs. Utah (2nd) 12/20/02
Period	0	Several times. Most recently: vs. L.A. Lakers (4th) 1/7/19
Overtime	0	Several times. Most recently: Oklahoma City (1st) 2/28/18

## FOULS

Game	7	vs. Minnesota 12/30/08
Half	2	San Antonio (2nd) 4/7/17
	2	vs. Seattle (1st) 4/6/04
Period	0	Several times. Most recently: vs. Memphis (4th) 4/5/19
Overtime	0	vs. Denver (1st) 4/12/13
	0	vs. Houston (1st) 12/2/04
	0	San Antonio (1st) 3/20/03
	0	Houston (1st) 4/11/02

## STEALS

Game	1	Several times. Most recently: vs. Sacramento 3/26/19
Half	0	Several times. Most recently: vs. Memphis (2nd) 4/5/19
Period	0	Several times. Most recently: vs. New Orleans (4th) 3/18/19
Overtime	0	Several times. Most recently: New Orleans (1st) 3/18/19

## TURNOVERS

Game	4	vs. Orlando 1/9/18
	4	vs. Miami 2/3/16
	4	vs. Milwaukee 12/28/15
	4	vs. Sacramento 1/31/14
	4	vs. New Jersey 1/20/04
	4	vs. Detroit 11/9/02
Half	0	Several times. Most recently: vs. Portland
Period	0	Several times. Most recently: vs. Memphis (4th) 4/5/19
Overtime	0	Several times. Most recently: vs. New Orleans (1st) 3/18/19

## BLOCKED SHOTS

Game	0	Several times. Most recently: Cleveland 3/16/19
Half	0	Several times. Most recently: Sacramento (2nd) 3/26/19
Period	0	Several times. Most recently: Phoenix (4th) 4/9/19
Overtime	0	Several times. Most recently: Oklahoma City (1st) 2/28/18



# AAC FIRSTS

	PLAYER	TIME	QTR	DATE
Point/Field Goal	Steve Nash (jumper)	11:09	1st	10/30/01 vs. Detroit
Field Goal Attempt	Steve Nash	11:46	1st	10/30/01 vs. Detroit
Slam Dunk	Michael Finley	8:30	2nd	10/30/01 vs. Detroit
3-Point Field Goal	Michael Curry	4:30	1st	10/30/01 vs. Detroit
3-Point Field Goal Attempt	Steve Nash	6:53	1st	10/30/01 vs. Detroit
Free Throw	Dana Barros	10:54	1st	10/30/01 vs. Detroit
Free Throw Attempt	Dana Barros	10:54	1st	10/30/01 vs. Detroit
Offensive Rebound	Clifford Robinson	9:35	1st	10/30/01 vs. Detroit
Defensive Rebound	Ben Wallace	10:40	1st	10/30/01 vs. Detroit
Rebound	Ben Wallace	10:40	1st	10/30/01 vs. Detroit
Assist	Michael Curry	10:28	1st	10/30/01 vs. Detroit
Turnover	Juwan Howard	9:56	1st	10/30/01 vs. Detroit
Steal	Ben Wallace	3:40	1st	10/30/01 vs. Detroit
Block	Danny Manning	1:26	1st	10/30/01 vs. Detroit
Foul	Steve Nash	10:54	1st	10/30/01 vs. Detroit
Disqualification	Shawn Bradley	2:36	4th	10/30/01 vs. Detroit
Team Technical	Detroit (Defensive 3 Secs.)	11:22	2nd	10/30/01 vs. Detroit
Individual Technical	Del Harris	3:21	4th	10/30/01 vs. Detroit
Flagrant Foul	Michael Curry	0:43	4th	10/30/01 vs. Detroit
Ejection	Elden Campbell	3:41	4th	11/6/01 vs. Charlotte
Double-Double	Juwan Howard (10 pts-10 reb)			10/30/01 vs. Detroit
	Steve Nash (14 pts-11 asts)			10/30/01 vs. Detroit
Triple-Double	Steve Nash (14 pts-10 reb-12 asts)			11/17/03 vs. Portland
Game	Dallas 94, Detroit 87			10/30/01
Overtime Game	Houston 98, Dallas 95			4/11/02
Sellout	Dallas vs. Detroit			10/30/01
Dallas Starting Lineup	Juwan Howard, Greg Buckner, Dirk Nowitzki, Michael Finley, Steve Nash			
Dallas Substitution	Danny Manning			
Detroit Starting Lineup	Michael Curry, Clifford Robinson, Ben Wallace, Dana Barros, Jerry Stackhouse			
Referees	Dick Bavetta, Michael Smith, Leroy Richardson			
Opening Tip	Dirk Nowitzki vs. Ben Wallace, won by Dallas			

# TWO TEAM HIGHS

## POINTS

Game	303	Dallas (156) at Houston (147) (2OT) 4/11/95
	288	Denver (139) at Dallas (149) 1/14/83
Half	160	Denver (75) at Dallas (85) (1st) 1/14/83
Period	89	Denver (45) at Dallas (44) (2nd) 1/14/83
Overtime	#46	Dallas (23) at Houston (23) (1st) 4/11/95

## FIELD GOALS

Game	122	Denver (57) at Dallas (65) 1/14/83
------	-----	------------------------------------

## FIELD GOAL ATTEMPTS

Game	235	Portland (121) at Dallas (114) (3OT) 12/29/89
	234	Dallas (109) at Denver (125) (2OT) 4/10/15
	234	Dallas (128) at Houston (106) (2OT) 4/11/95
	218	Denver (104) at Dallas (114) 4/8/83

## FIELD GOAL PERCENTAGE

Game	.622	(122-196) Denver (57-94, .606) at Dallas (65-102, .637) 1/14/83
------	------	---

## 3-POINT FIELD GOALS

Game	39	Dallas (18-35) at Golden State (21-45) 3/25/16
------	----	--

## 3-POINT FIELD GOAL ATTEMPTS

Game	96	Dallas (13-36) at Houston (23-60) 2/11/19
------	----	---

## FREE THROWS

Game	88	Dallas (39) at Utah (49) 10/31/80
------	----	-----------------------------------

## FREE THROW ATTEMPTS

Game	105	Golden State (53) at Dallas (52) 1/18/92
	105	Dallas (44) at Utah (61) 10/31/80

## FREE THROW PERCENTAGE

Game	.970	(32-33) Dallas (10-10, 1.000) at Portland (22-23, .957) 4/23/11*
------	------	--

## REBOUNDS

Game	130	Vancouver (54) at Dallas (76) (2OT) 12/28/95
	123	Sacramento (68) at Dallas (55) 4/26/04*

## OFFENSIVE REBOUNDS

Game	53	Vancouver (16) at Dallas (37) (2OT) 12/28/95
	48	Minnesota (18) at Dallas (30) 3/22/96
	48	Dallas (28) at Denver (20) 11/7/85

## DEFENSIVE REBOUNDS

Game	96	Charlotte (49) at Dallas (47) 3/24/18
------	----	---------------------------------------

## ASSISTS

Game	86	Denver (41) at Dallas (45) 1/14/83
------	----	------------------------------------

## FOULS

Game	79	Kansas City (41) at Dallas (38) 11/20/82
------	----	--

## DISQUALIFICATIONS

Game	5	Several times
------	---	---------------

## TECHNICAL FOULS

Game	12	Golden State 6 (Davis-1, Dunleavy-1, Richardson-1, Montgomery-1, defensive 3 seconds-2) Dallas 6 (Johnson-1, Howard-1, Nowitzki-1, Van Horn-1, defensive 3 seconds-2) 3/23/05
	12	Portland 7 (Wallace-1, Dunleavy-2, Davis-2, Wells-1, Augmon-1) at Dallas Dallas 5 (Eisley-1, Finley-1, Bradley-2, Illegal Defense-1) 12/20/00

## STEALS

Game	33	Dallas (14) at L.A. Lakers (19) 4/6/97
	33	Washington (14) at Dallas (19) 2/10/94

## TURNOVERS

Game	56	Dallas (32) at Denver (24) 10/15/80
------	----	-------------------------------------

## BLOCKED SHOTS

Game	24	Dallas (9) at Utah (15) 11/2/05
	24	Dallas (11) at Denver (13) 1/12/95



# TWO TEAM LOWS

## POINTS

Game	134	Dallas (66) at Utah (68) 12/12/97
Half	57	Dallas (23) at Philadelphia (34) (2nd) 2/11/08
Period	22	Dallas (12) at Indiana (10) (2nd) 2/13/98
Overtime	8	Dallas (4) at Indiana (4) (1st) 2/13/98

## FIELD GOALS

Game	46	Dallas (20-68) at Utah (26-70) 2/26/99
------	----	--

## FIELD GOAL ATTEMPTS

Game	#116	Dallas (25-63) at Utah (23-53) 12/12/97
------	------	---

## FIELD GOAL PERCENTAGE

Game	.333	(46-138) Dallas (20-68) at Utah (26-70) 2/26/99
------	------	---

## FREE THROWS

Game	12	New Jersey (6) at Dallas (6) 3/2/00
------	----	-------------------------------------

## FREE THROW ATTEMPTS

Game	17	Dallas (11) at Miami (6) 12/22/17
------	----	-----------------------------------

## FREE THROW PERCENTAGE

Game	.465	(20-43) Kansas City (11-25, .440) at Dallas (9-18, .500) 3/26/82
------	------	--

## REBOUNDS

Game	55	Dallas (30) at Portland (25) 3/9/06
------	----	-------------------------------------

## OFFENSIVE REBOUNDS

Game	5	Dallas (3) at Miami (2) 12/22/17
------	---	----------------------------------

## DEFENSIVE REBOUNDS

Game	37	Utah (18) at Dallas (19) 12/8/07
	37	Dallas (19) at Seattle (18) 4/6/93

## ASSISTS

Game	20	Dallas (11) at Houston (9) 2/15/07
------	----	------------------------------------

## FOULS

Game	21	Seattle (11) at Dallas (10) 4/6/04
------	----	------------------------------------

## STEALS

Game	4	Several times. Most recently: Cleveland (3) at Dallas (1) 3/16/19
------	---	--

## TURNOVERS

Game	10	Dallas (3) at Utah (7) 2/23/19
------	----	--------------------------------

## BLOCKED SHOTS

Game	#0	Dallas at Minnesota 4/11/07
	#0	Dallas at Miami (OT) 6/18/06*
	#0	Washington at Dallas 2/10/82





[CONTENT](#)

[THE ORGANIZATION](#)

[PLAYERS](#)

[THE NBA](#)

[HISTORY](#)

[RECORDS](#)

[PLAYOFFS](#)

[MEDIA](#)

[REVIEW](#)

# PLAYOFFS

[ALL-TIME RESULTS](#)

[TOP PERFORMANCES](#)

[MAVS LEADERS](#)

[INDIVIDUAL LEADERS](#)

[TEAM HIGHS](#)

[TEAM LOWS](#)

[OPPONENT HIGHS & LOWS](#)

[MISCELLANEOUS](#)





# ALL-TIME RESULTS

## 2016 PLAYOFFS

### FIRST ROUND vs. OKLAHOMA CITY

No.	W-L	Date	Site	Dal-Opp	Series	Dallas High Scorer	Dallas High Reb.	Opp High Scorer	Attendance
1	L	4/16	Chesapeake Arena	70-108	0-1	Nowitzki 18	Pachulia 6	Westbrook 24	(c) 18,203
2	W	4/18	Chesapeake Arena	85-84	1-1	Felton 21	Felton 11	Durant 21	(c) 18,203
3	L	4/21	AA Center	102-131	1-2	Matthews 22	Pachulia 6	Durant 34	(c) 20,150
4	L	4/23	AA Center	108-119	1-3	Nowitzki 27	Nowitzki 8	Kanter 28	(c) 20,516
5	L	4/25	Chesapeake Arena	104-118	1-4	Nowitzki 24	Powell 9	Westbrook 36	(c) 18,203

## 2015 PLAYOFFS

### FIRST ROUND vs. HOUSTON

No.	W-L	Date	Site	Dal-Opp	Series	Dallas High Scorer	Dallas High Reb.	Opp High Scorer	Attendance
1	L	4/18	Toyota Center	108-118	0-1	Nowitzki 24	Chandler 18	Harden 24	(c) 18,231
2	L	4/21	Toyota Center	99-111	0-2	Ellis 24	Nowitzki 13	Howard 28	(c) 18,243
3	L	4/24	AA Center	128-130	0-3	Nowitzki/Ellis 34	Nowitzki/Chandler 8	Harden 42	(c) 20,651
4	W	4/26	AA Center	121-109	1-3	Ellis 31	Chandler 14	Harden 24	(c) 20,589
5	L	4/28	Toyota Center	94-103	1-4	Ellis 25	Nowitzki 14	Harden 28	(c) 18,231

## 2014 PLAYOFFS

### FIRST ROUND vs. SAN ANTONIO

No.	W-L	Date	Site	Dal-Opp	Series	Dallas High Scorer	Dallas High Reb.	Opp High Scorer	Attendance
1	L	4/20	AT&T Center	85-90	0-1	Harris 19	Nowitzki 8	Duncan 27	(c) 18,581
2	W	4/23	AT&T Center	113-92	1-1	Ellis 21	Blair 7	Ginobili 27	(c) 18,581
3	W	4/26	AA Center	109-108	2-1	Ellis 29	Dalembert 10	Duncan 22	(c) 20,636
4	L	4/28	AA Center	89-93	2-2	Ellis 20	Dalembert 15	Ginobili 23	(c) 20,796
5	L	4/30	AT&T Center	103-109	2-3	Carter 28	Nowitzki 15	Parker 23	(c) 18,581
6	W	5/2	AA Center	113-111	3-3	Ellis 29	Blair 14	Parker 22	(c) 20,799
7	L	5/4	AT&T Center	96-119	3-4	Nowitzki 22	Nowitzki 9	Parker 32	(c) 18,581

## 2012 PLAYOFFS

### FIRST ROUND vs. OKLAHOMA CITY

No.	W-L	Date	Site	Dal-Opp	Series	Dallas High Scorer	Dallas High Reb.	Opp High Scorer	Attendance
1	L	4/28	Chesapeake Arena	98-99	0-1	Nowitzki 25	Marion 8	Westbrook 28	(c) 18,203
2	L	4/30	Chesapeake Arena	99-102	0-2	Nowitzki 31	Marion 8	Westbrook 29	(c) 18,203
3	L	5/3	AA Center	79-95	0-3	Nowitzki 17	Marion 10	Durant 31	(c) 20,640
4	L	5/5	AA Center	97-103	0-4	Nowitzki 34	Carter 8	Harden 29	(c) 20,533

## 2011 PLAYOFFS

### FIRST ROUND vs. PORTLAND

No.	W-L	Date	Site	Dal-Opp	Series	Dallas High Scorer	Dallas High Reb.	Opp High Scorer	Attendance
1	W	4/16	AA Center	89-81	1-0	Nowitzki 28	Nowitzki 10	Aldridge 27	(c) 20,541
2	W	4/19	AA Center	101-89	2-0	Nowitzki 33	Chandler 10	Aldridge 24	(c) 20,620
3	L	4/21	Rose Garden	92-97	2-1	Terry 29	Nowitzki 9	Matthews 25	(c) 20,217
4	L	4/23	Rose Garden	82-84	2-2	Nowitzki 20	Marion 11	Roy 24	(c) 20,357
5	W	4/25	AA Center	93-82	3-2	Nowitzki 25	Chandler 20	Miller 18	(c) 20,837
6	W	4/28	Rose Garden	103-96	4-2	Nowitzki 33	Nowitzki 11	Wallace 32	(c) 20,494

## CONFERENCE SEMIFINALS vs. L.A. LAKERS

No.	W-L	Date	Site	Dal-Opp	Series	Dallas High Scorer	Dallas High Reb.	Opp High Scorer	Attendance
1	W	5/2	STAPLES Center	96-94	1-0	Nowitzki 28	Nowitzki 14	Bryant 36	(c) 18,997
2	W	5/4	STAPLES Center	93-91	2-0	Nowitzki 24	Marion 9	Bryant 23	(c) 18,997
3	W	5/6	AA Center	98-92	3-0	Nowitzki 32	Nowitzki 9	Bynum 21	(c) 21,156
4	W	5/8	AA Center	122-86	4-0	Terry 32	Chandler 9	Bryant 17	(c) 21,087

## CONFERENCE FINALS vs. OKLAHOMA CITY

No.	W-L	Date	Site	Dal-Opp	Series	Dallas High Scorer	Dallas High Reb.	Opp High Scorer	Attendance
1	W	5/17	AA Center	121-112	1-0	Nowitzki 48	Chandler 9	Durant 40	(c) 20,911
2	L	5/19	AA Center	100-106	1-1	Nowitzki 29	Chandler 13	Durant 24	(c) 21,051
3	W	5/21	OKC Arena	93-87	2-1	Marion 18	Chandler 15	Westbrook 30	(c) 18,203
4	W	5/23	OKC Arena	112-105 (OT)	3-1	Nowitzki 40	Chandler 8	Durant 29	(c) 18,203
5	W	5/25	AA Center	100-96	4-1	Marion 26	Chandler/Nowitzki 9	Westbrook 31	(c) 21,092

## NBA FINALS vs. MIAMI

No.	W-L	Date	Site	Dal-Opp	Series	Dallas High Scorer	Dallas High Reb.	Opp High Scorer	Attendance
1	L	5/31	AA Arena	84-92	0-1	Nowitzki 27	Marion 10	James 24	(c) 20,003
2	W	6/2	AA Arena	95-93	1-1	Nowitzki 24	Nowitzki 11	Wade 36	(c) 20,003
3	L	6/5	AA Center	86-88	1-2	Nowitzki 34	Chandler/Nowitzki 11	Wade 29	(c) 20,340
4	W	6/7	AA Center	86-83	2-2	Nowitzki 21	Chandler 16	Wade 32	(c) 20,430
5	W	6/9	AA Center	112-103	3-2	Nowitzki 29	Chandler 7	Wade 23	(c) 20,433
6	W	6/12	AA Arena	105-95	4-2	Terry 27	Nowitzki 11	James 21	(c) 20,003

## 2010 PLAYOFFS

### FIRST ROUND vs. SAN ANTONIO

No.	W-L	Date	Site	Dal-Opp	Series	Dallas High Scorer	Dallas High Reb.	Opp High Scorer	Attendance
1	W	4/18	AA Center	100-94	1-0	Nowitzki 36	Dampier 12	Duncan 27	(c) 20,372
2	L	4/21	AA Center	88-102	1-1	Terry 27	Nowitzki 10	Duncan 25	(c) 20,728
3	L	4/23	AT&T Center	90-94	1-2	Nowitzki 35	Nowitzki 7	Duncan 25	(c) 18,581
4	L	4/25	AT&T Center	89-92	1-3	Nowitzki 17	Nowitzki 11	Hill 29	(c) 18,581
5	W	4/27	AA Center	103-81	2-3	Butler 35	Butler 11	Parker 18	(c) 20,557
6	L	4/29	AT&T Center	87-97	2-4	Nowitzki 33	Kidd 8	Ginobili 26	(c) 18,581

## 2009 PLAYOFFS

### FIRST ROUND vs. SAN ANTONIO

No.	W-L	Date	Site	Dal-Opp	Series	Dallas High Scorer	Dallas High Reb.	Opp High Scorer	Attendance
1	W	4/18	AT&T Center	105-97	1-0	Howard 25	Dampier 11	Duncan 27	(c) 18,797
2	L	4/20	AT&T Center	84-105	1-1	Terry 16	Nowitzki 6	Parker 38	(c) 18,797
3	W	4/23	AA Center	88-67	2-1	Nowitzki 20	Dampier 9	Parker 12	(c) 20,491
4	W	4/25	AA Center	99-90	3-1	Howard 28	Nowitzki 13	Parker 43	(c) 20,829
5	W	4/28	AT&T Center	106-93	4-1	Nowitzki 31	Dampier 12	Duncan 30	(c) 18,797



## CONFERENCE SEMIFINALS vs. DENVER

No.	W-L	Date	Site	Dal-Opp	Series	Dallas High Scorer	Dallas High Reb.	Opp High Scorer	Attendance
1	L	5/3	Pepsi Center	95-109	0-1	Nowitzki 28	Nowitzki 10	Nene 24	(c)19,631
2	L	5/5	Pepsi Center	105-117	0-2	Nowitzki 35	Nowitzki 9	Anthony/Nene 25	(c)19,890
3	L	5/9	AA Center	105-106	0-3	Nowitzki 33	Nowitzki 16	Billups 32	(c)20,620
4	W	5/11	AA Center	119-117	1-3	Nowitzki 44	Nowitzki 13	Anthony 41	(c)20,523
5	L	5/13	Pepsi Center	110-124	1-4	Nowitzki 32	Nowitzki 10	Anthony 30	(c)19,962

## 2008 PLAYOFFS

## FIRST ROUND vs. New Orleans

No.	W-L	Date	Site	Dal-Opp	Series	Dallas High Scorer	Dallas High Reb.	Opp High Scorer	Attendance
1	L	4/19	New Orleans Arena	92-104	0-1	Nowitzki 31	Nowitzki 10	Paul 35	(c)17,446
2	L	4/22	New Orleans Arena	103-127	0-2	Nowitzki 27	Bass 8	Paul 32	(c)17,855
3	W	4/25	AA Center	97-87	1-2	Nowitzki 32	Nowitzki 19	Pargo 30	(c)20,839
4	L	4/27	AA Center	84-97	1-3	Nowitzki 22	Nowitzki 13	West 24	(c)20,644
5	L	4/29	New Orleans Arena	94-99	1-4	Nowitzki 22	Nowitzki 13	West 24	(c)18,260

## 2007 PLAYOFFS

## FIRST ROUND vs. GOLDEN STATE

No.	W-L	Date	Site	Dal-Opp	Series	Dallas High Scorer	Dallas High Reb.	Opp High Scorer	Attendance
1	L	4/22	AA Center	85-97	0-1	Howard 21	Howard 13	Davis 33	(c)20,732
2	W	4/25	AA Center	112-99	1-1	Terry 28	Howard 11	Jackson 30	(c)20,867
3	L	4/27	ORACLE Arena	91-109	1-2	2 tied with 20	Nowitzki 12	Richardson 30	(c)20,629
4	L	4/29	ORACLE Arena	99-103	1-3	Nowitzki 23	Nowitzki 15	Davis 33	(c)20,672
5	W	5/1	AA Center	118-112	2-3	Nowitzki 30	Nowitzki 12	Davis 27	(c)21,041
6	L	5/3	ORACLE Arena	86-111	2-4	2 tied with 20	Nowitzki 10	Jackson 33	(c)20,677

## 2006 PLAYOFFS

## FIRST ROUND vs. MEMPHIS

No.	W-L	Date	Site	Dal-Opp	Series	Dallas High Scorer	Dallas High Reb.	Opp High Scorer	Attendance
1	W	4/23	AA Center	103-93	1-0	Nowitzki 31	Dampier 12	Gasol 24	(c)20,340
2	W	4/26	AA Center	94-79	2-0	Nowitzki 31	3 tied with 6	Gasol 16	(c)20,612
3	W	4/29	FedEx Forum	94-89 (OT)	3-0	Nowitzki 36	3 tied with 9	Atkins 20	17,871
4	W	5/1	FedEx Forum	102-76	4-0	Nowitzki 27	Howard 9	Gasol 25	15,104

## CONFERENCE SEMIFINALS vs. SAN ANTONIO

No.	W-L	Date	Site	Dal-Opp	Series	Dallas High Scorer	Dallas High Reb.	Opp High Scorer	Attendance
1	L	5/7	AT&T Center	85-87	0-1	Stackhouse 24	Nowitzki 14	Duncan 31	(c)18,797
2	W	5/9	AT&T Center	113-91	1-1	Howard 27	Howard/Nowitzki 9	Duncan 28	(c)18,797
3	W	5/13	AA Center	104-103	2-1	Nowitzki 27	Nowitzki 15	Duncan 35	(c)20,865
4	W	5/15	AA Center	123-118 (OT)	3-1	Terry 32	Dampier/Nowitzki 9	Parker 33	(c)20,969
5	L	5/17	AT&T Center	97-98	3-2	Nowitzki 31	Nowitzki 10	Duncan 36	(c)18,797
6	L	5/19	AA Center	86-91	3-3	Nowitzki 26	Nowitzki 21	Ginobili 30	(c)20,986
7	W	5/22	AT&T Center	119-111 (OT)	4-3	Nowitzki 37	Nowitzki 15	Duncan 41	(c)18,797

## CONFERENCE FINALS vs. PHOENIX

No.	W-L	Date	Site	Dal-Opp	Series	Dallas High Scorer	Dallas High Reb.	Opp High Scorer	Attendance
1	L	5/24	AA Center	118-121	0-1	Harris 30	Nowitzki 19	Diaw 34	(c)20,789
2	W	5/26	AA Center	105-98	1-1	Nowitzki 30	Nowitzki 14	Diaw 25	(c)20,934
3	W	5/28	US Airways Center	95-88	2-1	Nowitzki 28	Nowitzki 17	Nash 21	(c)18,422
4	L	5/30	US Airways Center	86-106	2-2	Howard 16	Howard 9	Barbosa 24	(c)18,422
5	W	6/1	AA Center	117-101	3-2	Nowitzki 50	Nowitzki 12	T. Thomas 26	(c)20,977
6	W	6/3	US Airways Center	102-93	4-2	Nowitzki 24	Howard 15	Diaw 30	(c)18,422

## NBA FINALS vs. MIAMI

No.	W-L	Date	Site	Dal-Opp	Series	Dallas High Scorer	Dallas High Reb.	Opp High Scorer	Attendance
1	W	6/8	AA Center	90-80	1-0	Terry 32	Howard 12	Wade 28	(c)20,475
2	W	6/11	AA Center	99-85	2-0	Nowitzki 26	Nowitzki 16	Wade 23	(c)20,459
3	L	6/13	AA Arena	96-98	2-1	Nowitzki 30	Dampier 9	Wade 42	(c)20,145
4	L	6/15	AA Arena	74-98	2-2	Terry 17	Nowitzki 9	Wade 36	(c)20,145
5	L	6/18	AA Arena	100-101 (OT)	2-3	Terry 35	Howard 10	Wade 43	(c)20,145
6	L	6/20	AA Center	92-95	2-4	Nowitzki 29	Nowitzki 15	Wade 36	(c)20,522

## 2005 PLAYOFFS

## FIRST ROUND vs. HOUSTON

No.	W-L	Date	Site	Dal-Opp	Series	Dallas High Scorer	Dallas High Reb.	Opp High Scorer	Attendance
1	L	4/23	AA Center	86-98	0-1	Nowitzki 21	Howard 10	McGrady 34	(c)20,768
2	L	4/25	AA Center	111-113	0-2	Nowitzki 26	Dampier 9	Yao 33	(c)20,884
3	W	4/28	Toyota Center	106-102	1-2	Nowitzki 28	ED/DN/JT 6	McGrady 28	(c)18,199
4	W	4/30	Toyota Center	97-93	2-2	Terry 32	Nowitzki 7	McGrady 36	(c)18,211
5	W	5/2	AA Center	103-100	3-2	Nowitzki 23	Nowitzki 13	Yao 30	(c)20,894
6	L	5/5	Toyota Center	83-101	3-3	Stackhouse 21	Nowitzki 13	McGrady 37	(c)18,215
7	W	5/7	AA Center	116-76	4-3	Terry 31	Nowitzki 14	Yao 33	(c)20,884

## CONFERENCE SEMIFINALS vs. PHOENIX

No.	W-L	Date	Site	Dal-Opp	Series	Dallas High Scorer	Dallas High Reb.	Opp High Scorer	Attendance
1	L	5/9	Amer. West Arena	102-127	0-1	Nowitzki 28	Nowitzki 13	Stoudemire 40	(c)18,422
2	W	5/11	Amer. West Arena	108-106	1-1	Finley 31	Dampier/Nowitzki 12	Stoudemire 30	(c)18,422
3	L	5/13	AA Center	102-119	1-2	Nowitzki 21	Nowitzki 13	Stoudemire 37	(c)20,896
4	W	5/15	AA Center	119-109	2-2	Howard 29	Dampier 11	Nash 48	(c)20,894
5	L	5/18	Amer. West Arena	108-114	2-3	Nowitzki 34	Dampier 14	Nash 34	(c)18,422
6	L	5/20	AA Center	126-130 (OT)	2-4	Terry 36	Howard 14	Nash 39	(c)20,915

## 2004 PLAYOFFS

## FIRST ROUND vs. SACRAMENTO

No.	W-L	Date	Site	Dal-Opp	Series	Dallas High Scorer	Dallas High Reb.	Opp High Scorer	Attendance
1	L	4/18	ARCO Arena	105-116	0-1	Nowitzki 32	Nowitzki 13	Stojakovic 28	(c)17,317
2	L	4/20	ARCO Arena	79-83	0-2	Nowitzki 28	Nowitzki 11	Bibby 24	(c)17,317
3	W	4/24	AA Center	104-79	1-2	Daniels 22	Howard 14	Bibby/Webber 22	(c)20,580
4	L	4/26	AA Center	92-94	1-3	Nowitzki 21	Nowitzki 14	Bibby 22	(c)20,677
5	L	4/29	ARCO Arena	118-119	1-4	Nowitzki 31	Nowitzki 14	Bibby 36	(c)17,317



2003 PLAYOFFS

FIRST ROUND vs. PORTLAND

No.	W-L	Date	Site	Dal-Opp	Series	Dallas High Scorer	Dallas High Reb.	Opp High Scorer	Attendance
1	W	4/19	AA Center	96-86	1-0	Nowitzki 46	Nowitzki 10	Wallace 29	(c)20,336
2	W	4/23	AA Center	103-99	2-0	Nash 28	Nowitzki 9	Wells 45	(c)20,356
3	W	4/25	Rose Garden	115-103	3-0	Nowitzki 42	Nowitzki 10	Patterson 19	(c)19,980
4	L	4/27	Rose Garden	79-98	3-1	Nowitzki 26	Nowitzki 11	Randolph 25	(c)19,980
5	L	4/30	AA Center	99-103	3-2	Nowitzki 35	Nowitzki 11	Randolph 22	(c)20,438
6	L	5/2	Rose Garden	103-125	3-3	Nash 21	Griffin 8	Randolph 21	(c)20,602
7	W	5/4	AA Center	107-95	4-3	Nowitzki 31	Nowitzki 11	S'damire/Wallace 17	(c)20,281

CONFERENCE SEMIFINALS vs. SACRAMENTO

No.	W-L	Date	Site	Dal-Opp	Series	Dallas High Scorer	Dallas High Reb.	Opp High Scorer	Attendance
1	L	5/6	AA Center	113-124	0-1	Fin/Nash/V/Exel 20	Nowitzki 11	Stojakovic 26	(c)20,525
2	W	5/8	AA Center	132-110	1-1	Van Exel 36	Nowitzki 12	Webber 31	(c)20,491
3	W	5/10	ARCO Arena	141-137 (2OT)	2-1	Van Exel 40	Nowitzki 20	Stojakovic 39	(c)17,317
4	L	5/11	ARCO Arena	83-99	2-2	Bell/Finley 16	Nowitzki 11	Turkoglu 17	(c)17,317
5	W	5/13	AA Center	112-99	3-2	Nash 25	Nowitzki 15	Christie 21	(c)20,556
6	L	5/15	ARCO Arena	109-115	3-3	Van Exel 35	Nowitzki 12	Stojakovic 24	(c)17,317
7	W	5/17	AA Center	112-99	4-3	Nowitzki 30	Nowitzki 19	Bibby 25	(c)20,595

CONFERENCE FINALS vs. SAN ANTONIO

No.	W-L	Date	Site	Dal-Opp	Series	Dallas High Scorer	Dallas High Reb.	Opp High Scorer	Attendance
1	W	5/19	SBC Center	113-110	1-0	Nowitzki 38	Nowitzki 15	Duncan 40	(c)18,797
2	L	5/21	SBC Center	106-119	1-1	Finley 29	Finley/Nowitzki 10	Duncan 32	(c)18,797
3	L	5/23	AA Center	83-96	1-2	Van Exel 16	Nowitzki 9	Duncan 34	(c)20,695
4	L	5/25	AA Center	95-102	1-3	Finley/Nash 25	Williams/Van Exel 8	Parker 25	(c)20,561
5	W	5/27	SBC Center	103-91	2-3	Finley 31	Fin/Naj/Williams 8	Duncan 23	(c)18,797
6	L	5/29	AA Center	78-90	2-4	Van Exel 19	LaFrentz 12	Jackson 24	(c)20,812

2002 PLAYOFFS

FIRST ROUND vs. MINNESOTA

No.	W-L	Date	Site	Dal-Opp	Series	Dallas High Scorer	Dallas High Reb.	Opp High Scorer	Attendance
1	W	4/21	AA Center	101-94	1-0	Nowitzki 30	Nowitzki 15	Billups 25	(c)20,010
2	W	4/24	AA Center	122-110	2-0	Nowitzki 31	Nowitzki 15	Garnett 31	(c)20,084
3	W	4/28	Target Center	115-102	3-0	Nowitzki 39	Nowitzki 17	Garnett 22	(c)18,795

CONFERENCE SEMIFINALS vs. SACRAMENTO

No.	W-L	Date	Site	Dal-Opp	Series	Dallas High Scorer	Dallas High Reb.	Opp High Scorer	Attendance
1	L	5/4	ARCO Arena	91-108	0-1	Nowitzki 23	Nowitzki 14	Stojakovic 26	(c)17,317
2	W	5/6	ARCO Arena	110-102	1-1	Nash 30	Nowitzki 15	Webber/Bibby 22	(c)17,317
3	L	5/9	AA Center	119-125	1-2	Finley 37	LaFrentz 13	Webber 31	(c)20,265
4	L	5/11	AA Center	113-115 (OT)	1-3	Nowitzki 31	Nowitzki 12	Webber 30	(c)20,274
5	L	5/13	ARCO Arena	101-114	1-4	Nowitzki 32	Nowitzki 12	Webber/Bibby 23	(c)17,317

2001 PLAYOFFS

FIRST ROUND vs. UTAH

No.	W-L	Date	Site	Dal-Opp	Series	Dallas High Scorer	Dallas High Reb.	Opp High Scorer	Attendance
1	L	4/21	Delta Center	86-88	0-1	Finley 26	Nowitzki 12	Malone 26	19,100
2	L	4/24	Delta Center	98-109	0-2	Finley 32	Finley/Bradley 8	Malone 34	(c)19,911
3	W	4/28	Reunion Arena	94-91	1-2	Nowitzki 33	Howard 11	Malone 29	(c)18,187
4	W	5/1	Reunion Arena	107-77	2-2	Nowitzki 33	Finley 12	Malone 25	(c)18,300
5	W	5/3	Delta Center	84-83	3-2	Finley 33	Howard 8	Malone 24	(c)19,911

CONFERENCE SEMIFINALS vs. SAN ANTONIO

No.	W-L	Date	Site	Dal-Opp	Series	Dallas High Scorer	Dallas High Reb.	Opp High Scorer	Attendance
1	L	5/5	Alamodome	78-94	0-1	Finley 17	Bradley 12	Duncan 31	32,798
2	L	5/7	Alamodome	86-100	0-2	Finley 24	Howard 11	Duncan 25	27,690
3	L	5/9	Reunion Arena	90-104	0-3	Nowitzki 15	Buckner 12	Robinson 19	(c)18,237
4	W	5/12	Reunion Arena	112-108	1-3	Nowitzki 30	Nowitzki 9	Duncan 29	(c)18,187
5	L	5/14	Alamodome	87-105	1-4	Nowitzki 42	Nowitzki 18	Duncan 32	25,853

1990 PLAYOFFS

FIRST ROUND vs. PORTLAND

No.	W-L	Date	Site	Dal-Opp	Series	Dallas High Scorer	Dallas High Reb.	Opp High Scorer	Attendance
1	L	4/26	Port. Mem. Col.	102-109	0-1	Harper 24	Tarpley 14	Porter 28	(c)12,884
2	L	4/28	Port. Mem. Col.	107-114	0-2	Harper 23	Tarpley 17	Duckworth 18	(c)12,884
3	L	5/1	Reunion Arena	92-106	0-3	Blackman 23	Tarpley 15	Kersey 29	(c)17,007

1988 PLAYOFFS

FIRST ROUND vs. HOUSTON

No.	W-L	Date	Site	Dal-Opp	Series	Dallas High Scorer	Dallas High Reb.	Opp High Scorer	Attendance
1	W	4/28	Reunion Arena	120-110	1-0	Tarpley 24	Tarpley 9	Olajuwon 34	(c)17,007
2	L	4/30	Reunion Arena	108-119	1-1	Tarpley 23	Tarpley 13	Floyd 42	(c)17,007
3	W	5/3	Summit	93-92	2-1	Tarpley 17	Tarpley 13	Olajuwon 35	(c)16,611
4	W	5/5	Summit	107-97	3-1	Aguirre 38	Donaldson 10	Olajuwon 40	(c)16,611

CONFERENCE SEMIFINALS vs. DENVER

No.	W-L	Date	Site	Dal-Opp	Series	Dallas High Scorer	Dallas High Reb.	Opp High Scorer	Attendance
1	L	5/10	McNichols	115-126	0-1	Aguirre 26	Donaldson 13	Lever 30	(c)17,022
2	W	5/12	McNichols	112-108	1-1	Blackman 31	Donaldson 13	English/Lever 22	(c)17,022
3	L	5/14	Reunion Arena	105-107	1-2	Perkins 17	Tarpley 15	English 23	(c)17,007
4	W	5/15	Reunion Arena	124-103	2-2	Aguirre 34	Tarpley 13	English 24	(c)17,007
5	W	5/17	McNichols	110-106	3-2	Aguirre 25	Tarpley 16	Schayes 33	(c)17,022
6	W	5/19	Reunion Arena	108-95	4-2	RB/SP 23	Tarpley 19	English 34	(c)17,007

CONFERENCE FINALS vs. L.A. LAKERS

No.	W-L	Date	Site	Dal-Opp	Series	Dallas High Scorer	Dallas High Reb.	Opp High Scorer	Attendance
1	L	5/23	Forum	98-113	0-1	RT/MA/RB 18	Tarpley 20	Worthy 28	(c)17,505
2	L	5/25	Forum	101-123	0-2	Aguirre 28	Tarpley 13	Scott 30	(c)17,505
3	W	5/27	Reunion Arena	106-94	1-2	Aguirre 23	Tarpley 20	Worthy 19	(c)17,007
4	W	5/29	Reunion Arena	118-104	2-2	Harper 35	Tarpley 13	Johnson 28	(c)17,007
5	L	5/31	Forum	102-119	2-3	Aguirre 31	Tarpley 11	Worthy 28	(c)17,505
6	W	6/2	Reunion Arena	105-103	3-3	Aguirre 23	Aguirre 13	Worthy/Scott 27	(c)17,007
7	L	6/4	Forum	102-117	3-4	Aguirre 24	Donaldson 14	Worthy 28	(c)17,505



## 1987 PLAYOFFS

## FIRST ROUND vs. SEATTLE

No.	W-L	Date	Site	Dal-Opp	Series	Dallas High Scorer	Dallas High Reb.	Opp High Scorer	Attendance
1	W	4/23	Reunion Arena	151-129	1-0	Aguirre 28	Tarpley 11	Chambers 35	(c)17,007
2	L	4/25	Reunion Arena	110-112	1-1	Aguirre 28	Tarpley 8	Ellis 32	(c)17,007
3	L	4/28	Hec Ed	107-117	1-2	Harper 30	Perkins 11	Ellis 43	(c)8,150
4	L	4/30	Hec Ed	98-124	1-3	Blackman 25	Tarpley 17	Chambers 31	(c)8,150

## 1986 PLAYOFFS

## FIRST ROUND vs. UTAH

No.	W-L	Date	Site	Dal-Opp	Series	Dallas High Scorer	Dallas High Reb.	Opp High Scorer	Attendance
1	W	4/18	Reunion Arena	101-93	1-0	Blackman 25	Perkins 15	Malone 23	(c)17,007
2	W	4/20	Reunion Arena	113-106	2-0	Aguirre 27	Perkins 10	Malone 31	(c)17,007
3	L	4/23	Salt Palace	98-100	2-1	Donaldson 17	Donaldson 20	Green 32	11,635
4	W	4/25	Salt Palace	117-113	3-1	Perkins 29	Perkins 12	Bailey 24	(c)12,683

## CONFERENCE SEMIFINALS vs. L.A. LAKERS

No.	W-L	Date	Site	Dal-Opp	Series	Dallas High Scorer	Dallas High Reb.	Opp High Scorer	Attendance
1	L	4/27	Forum	116-130	0-1	Vincent 18	Donaldson 10	Abdul-Jabbar 28	(c)17,505
2	L	4/30	Forum	113-117	0-2	Aguirre 28	Aguirre 12	Abdul-Jabbar 26	(c)17,505
3	W	5/2	Reunion Arena	110-108	1-2	Aguirre 27	Donaldson 14	Abdul-Jabbar 28	(c)17,007
4	W	5/4	Reunion Arena	120-118	2-2	Aguirre 39	Donaldson 11	Abdul-Jabbar 33	(c)17,007
5	L	5/6	Forum	113-116	2-3	Aguirre 27	Donaldson 8	Abdul-Jabbar 34	(c)17,505
6	L	5/8	Reunion Arena	107-120	2-4	Aguirre 28	Donaldson 18	Abdul-Jabbar 27	(c)17,007

## 1985 PLAYOFFS

## FIRST ROUND VS. PORTLAND

No.	W-L	Date	Site	Dal-Opp	Series	Dallas High Scorer	Dallas High Reb.	Opp High Scorer	Attendance
1	W	4/18	Reunion	139-131 (2OT)	1-0	Blackman 43	Aguirre 14	Vandeweghe 25	(c)17,007
2	L	4/20	Reunion	121-124 (OT)	1-1	Blackman 41	Perkins 19	Vandeweghe 27	(c)17,007
3	L	4/23	Port. Mem. Col.	109-122	1-2	MA/RB 30	JV/SP 9	Vandeweghe 24	(c)12,666
4	L	4/25	Port. Mem. Col.	113-115	1-3	Aguirre 39	Perkins 10	Vandeweghe 27	(c)12,666

## 1984 PLAYOFFS

## FIRST ROUND vs. SEATTLE

No.	W-L	Date	Site	Dal-Opp	Series	Dallas High Scorer	Dallas High Reb.	Opp High Scorer	Attendance
1	W	4/17	Reunion Arena	88-86	1-0	Aguirre 20	Aguirre 11	Williams 37	(c)17,007
2	L	4/19	Reunion Arena	92-95	1-1	Blackman 28	Aguirre 17	Chambers 30	(c)17,007
3	L	4/21	Seattle Col.	94-104	1-2	Blackman 27	Vincent 10	Sikma 23	10,229
4	W	4/24	Kingdome	107-96	2-2	Aguirre 29	MA/JV 11	Sikma 27	11,893
5	W	4/26	Moody Col.	105-104 (OT)	3-2	Blackman 29	Vincent 10	Williams 27	(c)9,007

## CONFERENCE SEMIFINALS vs. L.A. LAKERS

No.	W-L	Date	Site	Dal-Opp	Series	Dallas High Scorer	Dallas High Reb.	Opp High Scorer	Attendance
1	L	4/28	Forum	91-134	0-1	Aguirre 16	Nimphius 10	McGee 25	13,512
2	L	5/1	Forum	101-117	0-2	Blackman 27	Ellis 8	Johnson 27	15,298
3	W	5/4	Reunion Arena	125-115	1-2	Blackman 31	Cummings 14	Johnson 24	(c)17,007
4	L	5/6	Reunion Arena	115-122 (OT)	1-3	Aguirre 34	MA/JV 7	Abdul-Jabbar 33	(c)17,000
5	L	5/8	Forum	99-115	1-4	Blackman 25	Ellis 10	McGee 27	15,644

## TOP PERFORMANCES

## MAVERICKS PLAYOFF BESTS POINTS

50	Dirk Nowitzki	vs. Phoenix	6/1/06
48	Dirk Nowitzki	vs. Oklahoma City	5/17/11
46	Dirk Nowitzki	vs. Portland	4/19/03
44	Dirk Nowitzki	vs. Denver	5/11/09
43	Rolando Blackman	vs. Portland (2OT)	4/18/85
42	Dirk Nowitzki	at Portland	4/25/03
42	Dirk Nowitzki	at San Antonio	5/14/01
41	Rolando Blackman	vs. Portland (OT)	4/20/85
40	Dirk Nowitzki	at Oklahoma City (OT)	5/23/11
40	Nick Van Exel	at Sacramento (2OT)	5/10/03
39	Dirk Nowitzki	at Minnesota	4/28/02
39	Mark Aguirre	vs. Los Angeles Lakers	5/4/86
39	Mark Aguirre	at Portland	4/25/85

## REBOUNDS

21	Dirk Nowitzki	vs. San Antonio	5/19/06
20	Tyson Chandler	vs. Portland	4/25/11
20	Dirk Nowitzki	at Sacramento (2OT)	5/10/03
20	Roy Tarpley	vs. Los Angeles Lakers	5/27/88
20	Roy Tarpley	at Los Angeles Lakers	5/23/88
20	James Donaldson	at Utah	4/23/86
19	Dirk Nowitzki	vs. New Orleans	4/25/08
19	Dirk Nowitzki	vs. Phoenix	5/24/06
19	Dirk Nowitzki	vs. Sacramento	5/17/03
19	Roy Tarpley	vs. Denver	5/19/88
19	Sam Perkins	vs. Portland (OT)	4/20/85

## ASSISTS

16	Derek Harper	at Los Angeles Lakers	4/30/86
15	Steve Nash	vs. Sacramento	5/9/02
14	Jason Kidd	vs. Portland	4/25/11
14	Steve Nash	at Sacramento	4/29/04
14	Steve Nash	vs. San Antonio	5/12/01
13	J.J. Barea	vs. Houston	4/26/15
13	Steve Nash	vs. Sacramento	5/17/03

## OPPONENTS PLAYOFF BESTS POINTS

48	Steve Nash	Phoenix	5/15/05
45	Bonzi Wells	Portland	4/23/03
43	Tony Parker	San Antonio	4/25/09
43	Dwyane Wade	at Miami (OT)	6/18/06
43	Dale Ellis	at Seattle	4/28/87
42	James Harden	Houston	4/24/15
42	Dwyane Wade	at Miami	6/13/06
42	Sleepy Floyd	Houston	4/30/88
41	Carmelo Anthony	Denver	5/11/09
41	Tim Duncan	at San Antonio (OT)	5/22/06
41	Hakeem Olajuwon	Houston	4/30/88
40	Kevin Durant	Oklahoma City	5/17/11
40	Amar'e Stoudemire	at Phoenix	5/9/05
40	Tim Duncan	at San Antonio	5/19/03
40	Hakeem Olajuwon	at Houston	5/5/88

## REBOUNDS

26	Dwight Howard	Houston	4/24/15
26	Hakeem Olajuwon	Houston	4/30/88
24	Tim Duncan	San Antonio	5/23/03
22	Tim Duncan	at San Antonio	5/7/01
21	Kevin Garnett	Minnesota	4/21/02
20	Tim Duncan	San Antonio	5/25/03
20	Tim Duncan	at San Antonio	5/14/01
20	Sam Bowie	Portland (OT)	4/20/85

## ASSISTS

20	Magic Johnson	at Los Angeles Lakers	5/31/88
19	Magic Johnson	at Los Angeles Lakers	5/25/88
18	John Stockton	at Utah	4/21/01
17	Chris Paul	at New Orleans	4/22/08
17	Steve Nash	Phoenix	5/13/05
17	Magic Johnson	Los Angeles Lakers	5/8/86

\$ at Hec Edmundson Pavilion



# MAVS LEADERS

## POINTS

Dirk Nowitzki	3,663
Jason Terry	1,466
Rolando Blackman	1,039
Mark Aguirre	1,035
Michael Finley	995

## FIELD GOALS

Dirk Nowitzki	1,220
Jason Terry	532
Mark Aguirre	415
Rolando Blackman	409
Michael Finley	363

## FIELD GOAL ATTEMPTS

Dirk Nowitzki	2,642
Jason Terry	1,188
Michael Finley	870
Mark Aguirre	843
Rolando Blackman	822

## FIELD GOAL PERCENTAGE

(minimum 100 attempts)	
James Donaldson	.688
Tyson Chandler	.598
Erick Dampier	.541
Brad Davis	.530
Roy Tarpley	.510

## 3-PT FIELD GOALS

Jason Terry	167
Dirk Nowitzki	149
Michael Finley	109
Jason Kidd	88
Steve Nash	79

## 3-PT FIELD GOAL ATTEMPTS

Jason Terry	424
Dirk Nowitzki	408
Michael Finley	285
Jason Kidd	229
Steve Nash	176

## 3-PT FIELD GOAL PERCENT-AGE

(minimum 30 attempts)	
Steve Nash	.449
Vince Carter	.439
Brad Davis	.438
Jason Terry	.394
Jason Kidd	.384

## FREE THROWS

Dirk Nowitzki	1,074
Jason Terry	235
Rolando Blackman	218
Josh Howard	208
Mark Aguirre	189

## FREE THROW ATTEMPTS

Dirk Nowitzki	1,204
Jason Terry	284
Josh Howard	266
Mark Aguirre	260
Rolando Blackman	250

## FREE THROW PERCENTAGE

(minimum 80 attempts)	
Steve Nash	.901
Dirk Nowitzki	.892
Rolando Blackman	.872
Jay Vincent	.864
Michael Finley	.851

## OFFENSIVE REBOUNDS

Dirk Nowitzki	212
Erick Dampier	170
Josh Howard	128
Roy Tarpley	115
Sam Perkins	107

## DEFENSIVE REBOUNDS

Dirk Nowitzki	1,234
Josh Howard	316
Michael Finley	220
Jason Kidd	215
James Donaldson	211

## REBOUNDS

Dirk Nowitzki	1,446
Josh Howard	444
Erick Dampier	356
Roy Tarpley	307
Sam Perkins	302

## ASSISTS

Dirk Nowitzki	360
Steve Nash	324
Jason Kidd	312
Jason Terry	302
Derek Harper	295

## FOULS

Dirk Nowitzki	407
Josh Howard	213
Erick Dampier	213
Jason Terry	199
Mark Aguirre	142

## STEALS

Dirk Nowitzki	149
Jason Kidd	95
Jason Terry	87
Derek Harper	83
Michael Finley	71

## TURNOVERS

Dirk Nowitzki	328
Jason Terry	158
Josh Howard	129
Steve Nash	118
Mark Aguirre	115

## BLOCKS

Dirk Nowitzki	129
Raef LaFrentz	65
Erick Dampier	59
Shawn Bradley	47
Roy Tarpley	43

## MINUTES

Dirk Nowitzki	5,895
Jason Terry	3,076
Michael Finley	2,316
Josh Howard	2,052
Rolando Blackman	1,889

## GAMES

Dirk Nowitzki	145
Jason Terry	87
Josh Howard	62
Erick Dampier	57
Michael Finley	56

## STARTS

Dirk Nowitzki	145
Josh Howard	57
Michael Finley	56
Rolando Blackman	48
Jason Terry	46

## DISQUALIFICATIONS

Erick Dampier	5
Mark Aguirre	5
Raef LaFrentz	5
Josh Howard	4
Sam Perkins	4
Roy Tarpley	4

\*Current Mavericks in CAPS

# INDIVIDUAL RECORDS

## POINTS

7-Game Series	209	Dirk Nowitzki vs. Portland (29.9) 2003
6-Game Series	168	Dirk Nowitzki vs. Phoenix (28.0) 2006
5-Game Series	172	Dirk Nowitzki vs. Denver (34.4) 2009
4-Game Series	131	Rolando Blackman vs. Portland (32.8) 1985
3-Game Series	100	Dirk Nowitzki vs. Minnesota (33.3) 2002
Game	50	Dirk Nowitzki vs. Phoenix 6/1/06
Half	35	Rolando Blackman vs. Portland (2nd) 4/20/85
Period	27	Mark Aguirre at Houston (3rd) 5/5/88
Overtime	9	Rolando Blackman vs. Portland (1st) 4/20/85

## FIELD GOALS

7-Game Series	75	Dirk Nowitzki vs. Portland (75-144) 2003
6-Game Series	71	Mark Aguirre vs. L.A. Lakers (71-138) 1986
5-Game Series	55	Dirk Nowitzki vs. Denver (55-103) 2009
4-Game Series	47	Rolando Blackman vs. Portland (47-92) 1985
3-Game Series	30	Dirk Nowitzki vs. Minnesota (30-57) 2002
Game	19	Rolando Blackman vs. Portland (2OT) (19-33) 4/18/85
	19	Mark Aguirre vs. L.A. Lakers (19-30) 5/4/86
Half	15	Rolando Blackman vs. Portland (2nd) (15-20) 4/20/85*
Period	10	Mark Aguirre vs. L.A. Lakers (1st) (10-13) 5/4/86
Overtime	4	Rolando Blackman vs. Portland (1st) (4-5) 4/20/85

## FIELD GOAL ATTEMPTS

7-Game Series	144	Dirk Nowitzki vs. Portland (75-144) 2003
6-Game Series	138	Mark Aguirre vs. L.A. Lakers (71-138) 1986
5-Game Series	111	Monta Ellis vs. Houston (52-111) 2015
4-Game Series	92	Rolando Blackman vs. Portland (47-92) 1985
3-Game Series	57	Dirk Nowitzki vs. Minnesota (30-57) 2002
Game	33	Rolando Blackman vs. Portland (2OT) (19-33) 4/18/85
	30	Mark Aguirre vs. L.A. Lakers (19-30) 5/4/86
Half	20	Rolando Blackman vs. Portland (2nd) (15-20) 4/20/85*
	20	Rolando Blackman vs. Portland (2nd) (14-20) 4/18/85**
Period	13	Mark Aguirre vs. L.A. Lakers (1st) (10-13) 5/4/86
Overtime	6	Jason Terry vs. San Antonio (1st) (2-6) 5/15/06
	6	Rolando Blackman vs. Portland (2nd) (3-6) 4/18/85

## FIELD GOAL PERCENTAGE

7-Game Series	.833	Brandon Wright vs. San Antonio Spurs (15-18) 2014
6-Game Series	.781#	James Donaldson vs. L.A. Lakers (25-32) 1986
5-Game Series	.682	Erick Dampier vs. San Antonio (15-22) 2009
4-Game Series	.731	James Donaldson vs. Houston (19-26) 1988
3-Game Series	.692	James Donaldson vs. Portland (9-13) 1990
Game	1.000	Several times. Most without a miss:
	8	Brad Davis at Utah 4/25/86
Half	1.000	Several times. Most without a miss:
	8	Devin Harris vs. Phoenix 5/24/06
Period	1.000	Several times. Most without a miss:
	6	Five times. Most recently: Devin Harris vs. Phoenix (3rd) 5/24/06

## 3-PT FIELD GOALS

7-Game Series	24	Nick Van Exel vs. Sacramento (24-53) 2003
6-Game Series	15	Jason Kidd vs. Portland (15-38) 2011
5-Game Series	14	Jason Terry vs. New Orleans (14-32) 2008
4-Game Series	13	Jason Terry vs. L.A. Lakers (13-19) 2011
3-Game Series	8	Dirk Nowitzki vs. Minnesota (8-11) 2002
	8	Steve Nash vs. Minnesota (8-18) 2002
Game	9#	Jason Terry vs. L.A. Lakers (9-10) 5/8/11
Half	6	Jason Terry vs. L.A. Lakers (1st) (6-7) 5/8/11
Period	5	Jason Terry vs. L.A. Lakers (2nd) (5-6) 5/8/11
Overtime	2	Jason Terry vs. Phoenix (1st) (2-3) 5/20/05

## 3-PT FIELD GOAL ATTEMPTS

7-Game Series	53	Nick Van Exel vs. Sacramento (24-53) 2003
6-Game Series	41	Jason Terry vs. Miami (13-41) 2006
5-Game Series	35	Dirk Nowitzki vs. Utah (12-35) 2001
		Wesley Matthews vs. OKC (10-35) 2016
4-Game Series	26	Jason Kidd vs. Oklahoma City (9-26) 2012
3-Game Series	18	Steve Nash vs. Minnesota (8-18) 2002
Game	12	Nick Van Exel at Sacramento (2OT) 5/10/03
	12	Michael Finley vs. Sacramento (5-12) 5/8/03
Half	8	Michael Finley at Houston (2nd) (2-8) 5/5/05
	8	Nick Van Exel at Sacramento (2nd) (2-8) 5/15/03
Period	6	Jason Terry vs. L.A. Lakers (2nd) (5-6) 5/8/11
Overtime	3	Jason Terry vs. Phoenix (1st) (2-3) 5/20/05



3-PT FIELD GOAL PERCENTAGE

Table with 3 columns: Series/Game/Period/Overtime, Percentage, Player/Team/Year. Includes records like Jason Terry vs. Houston (20-33) 2005 and Austin Croshere vs. Golden State (3-4) 2007.

FREE THROWS

Table with 3 columns: Series/Game/Period/Overtime, Attempts, Player/Team/Year. Includes records like Dirk Nowitzki vs. San Antonio (73-80) 2006 and Dirk Nowitzki vs. Portland (56-63) 2011.

FREE THROW ATTEMPTS

Table with 3 columns: Series/Game/Period/Overtime, Attempts, Player/Team/Year. Includes records like Dirk Nowitzki vs. San Antonio (73-80) 2006 and Dirk Nowitzki vs. Portland (56-63) 2011.

FREE THROW PERCENTAGE

Table with 3 columns: Series/Game/Period/Overtime, Percentage, Player/Team/Year. Includes records like Jason Terry vs. San Antonio (17-18) 2006 and Jason Kidd vs. Portland (3-3) 2011.

OFFENSIVE REBOUNDS

Table with 3 columns: Series/Game/Period/Overtime, Rebounds, Player/Team/Year. Includes records like Roy Tarpley vs. L.A. Lakers 1988 and Roy Tarpley vs. Denver 1988.

DEFENSIVE REBOUNDS

Table with 3 columns: Series/Game/Period/Overtime, Rebounds, Player/Team/Year. Includes records like Dirk Nowitzki vs. Sacramento 2003 and Dirk Nowitzki vs. Phoenix 2006.

REBOUNDS

Table with 3 columns: Series/Game/Period/Overtime, Rebounds, Player/Team/Year. Includes records like Dirk Nowitzki vs. Sacramento 2003 and Roy Tarpley vs. Denver 1988.

ASSISTS

Table with 3 columns: Series/Game/Period/Overtime, Assists, Player/Team/Year. Includes records like Steve Nash vs. Portland 2003 and Derek Harper vs. L.A. Lakers 1988.

BLOCKED SHOTS

Table with 3 columns: Series/Game/Period/Overtime, Blocked Shots, Player/Team/Year. Includes records like Raef LaFrentz vs. Sacramento 2003 and Raef LaFrentz vs. San Antonio 2003.

STEALS

Table with 3 columns: Series/Game/Period/Overtime, Steals, Player/Team/Year. Includes records like Derek Harper vs. L.A. Lakers 1988 and DeJuan Blair vs. San Antonio 2014.

FOULS

Table with 3 columns: Series/Game/Period/Overtime, Fouls, Player/Team/Year. Includes records like Erick Dampier vs. San Antonio 2006 and Josh Howard vs. Houston 2005.

DISQUALIFICATIONS

Table with 3 columns: Series, Disqualifications, Player/Team/Year. Includes records like Josh Howard vs. Houston 2005 and Roy Tarpley vs. Denver 1988.

TURNOVERS

Table with 3 columns: Series/Game/Period/Overtime, Turnovers, Player/Team/Year. Includes records like Dirk Nowitzki vs. San Antonio 2006 and Jason Kidd vs. Miami 2011.

MINUTES

Table with 3 columns: Series/Game (REG, TOT, 2OT), Minutes, Player/Team/Year. Includes records like Dirk Nowitzki vs. San Antonio 2006 and Michael Finley vs. San Antonio 2003.



# TEAM HIGHS

## POINTS

7-Game Series	802	vs. Sacramento (114.6) 2003
6-Game Series	679	vs. L.A. Lakers (113.2) 1986
5-Game Series	550	vs. Houston (110.0) 2015
4-Game Series	482	vs. Portland (120.5) 1985
3-Game Series	338	vs. Minnesota (112.7) 2002
Game	151	vs. Seattle (129) 4/23/87
1st Half	83#	vs. Sacramento (61) 5/8/03
2nd Half	74	vs. Seattle (70) 4/23/87
1st Period	45#	vs. L.A. Lakers (33) 5/4/86
2nd Period	41	vs. Sacramento (28) 5/9/02
3rd Period	43	vs. Seattle (29) 4/23/87
4th Period	43	vs. Houston (37) 4/28/88
Overtime	18	at Memphis (13) (1st) 4/29/06
	18	vs. Portland (10) (2nd) 4/18/85

## FIELD GOALS

59 vs. Seattle (59-99) 4/23/87

## FIELD GOAL ATTEMPTS

112 vs. Portland (2OT) (54-112) 4/18/85  
105 at Seattle (39-105) 4/30/87

## FIELD GOAL PERCENTAGE

.603 vs. L.A. Lakers (44-73) 5/8/11

## 3-PT FIELD GOALS

20# vs. L.A. Lakers (20-32) 5/8/11

## 3-PT FIELD GOAL ATTEMPTS

42# at Sacramento (2OT) (19-42) 5/10/03  
37 at Golden State (12-37) 5/3/07

## 3-PT FIELD GOAL %

1,000# vs. L.A. Lakers (5-5) 5/4/86  
1,000# at Utah (5-5) 4/25/86

## FREE THROWS

49 at San Antonio (49-50) 5/19/03

## CONSECUTIVE FREE THROWS

51 at San Antonio (49) 5/19/03:  
1st Period: Last 3; 2nd Period: 17; 3rd Period:  
9; 4th Period: 20 at San Antonio (2) 5/21/03:  
1st Period: First 2

## FREE THROW ATTEMPTS

55 at Portland (48-55) 4/25/85

## FREE THROW PERCENTAGE

1,000 Five times. Most recently: at Portland  
(10-10) 4/23/10. Most without a miss: 24 vs.  
Seattle 4/19/84

## OFFENSIVE REBOUNDS

26 at Seattle 4/30/87

## DEFENSIVE REBOUNDS

46 vs. San Antonio 4/23/09

## REBOUNDS

58 vs. Sacramento 5/13/03

## ASSISTS

36 Several times. Most recently: vs. Denver  
5/15/88

## FOULS

38 at Miami (OT) 6/18/06  
36 at San Antonio 5/19/03

## DISQUALIFICATIONS

3 at San Antonio (OT) 5/22/06  
2 Six times. Most recently: at Houston 5/5/05

## STEALS

19 vs. Sacramento 4/24/04

## TURNOVERS

21 at Denver 5/12/88

## BLOCKED SHOTS

11 at Sacramento 4/18/04  
11 vs. Sacramento 5/13/03





# TEAM LOWS

## POINTS

7-Game Series	702	vs. Houston (100.3) 2005
	702	vs. Portland (100.3) 2003
6-Game Series	551	vs. Miami (91.8) 2006
5-Game Series	453	vs. San Antonio (90.6) 2001
4-Game Series	393	vs. Memphis (98.2) 2006
3-Game Series	301	vs. Portland (100.3) 1990
Game	70	at Oklahoma City (108) 4/16/16
1st Half	33	at Utah (48) 5/3/01; at OKC (59) 4/16/16
2nd Half	27	at Portland (49) 4/27/03
1st Period	8#	at San Antonio (22) 4/29/10
2nd Period	13	vs. San Antonio (32) 4/28/14
3rd Period	10	at Portland (33) 4/27/03
4th Period	7	at Miami (20) 6/15/06
Overtime	4	vs. Sacramento (6) (1st) 5/11/02

FIELD GOALS 24 vs. Houston (24-68) 4/23/05

FIELD GOAL ATTEMPTS 66 vs. Portland (27-66) 4/16/11  
66 vs. San Antonio (32-66) 5/13/06

FIELD GOAL PERCENTAGE .298 at Oklahoma City (25-84) 4/16/16

3-PT FIELD GOALS 0 Several times. Most recently: at San Antonio (0-11) 5/14/01

3-PT FIELD GOAL ATTEMPTS 0 at Seattle 4/24/84

3-PT FIELD GOAL % .000 Several times. Most attempted without a make:  
11 at San Antonio 5/14/01

FREE THROWS 4 vs. San Antonio (4-6) 5/23/03

FREE THROW ATTEMPTS 6 vs. San Antonio (4-6) 5/23/03

FREE THROW PERCENTAGE .429 vs. Houston (9-21) 4/26/15

OFFENSIVE REBOUNDS 4 vs. Miami 6/9/11  
4 vs. Minnesota 4/21/02

DEFENSIVE REBOUNDS 15 at Portland 5/2/03

REBOUNDS 26 vs. Miami 6/9/11

ASSISTS 8 at San Antonio 5/7/06

FOULS 12 vs. Phoenix 5/26/06

STEALS 1 vs. Denver 5/9/09  
1 at Utah 4/24/01  
1 at Seattle 4/24/84

TURNOVERS 6 Five times. Most recently: vs. Portland 4/19/11

BLOCKED SHOTS 0 at Oklahoma City 4/16/16  
0 vs. Portland 4/23/03  
0 vs. L.A. Lakers 5/8/86  
0 at Oklahoma City 4/16/16



# OPPONENT HIGHS/LOWS

## INDIVIDUAL PLAYOFF HIGHS

POINTS	48	Steve Nash, Phoenix 5/15/05
FIELD GOALS	20	Steve Nash, Phoenix (20-28) 5/15/05
FG ATTEMPTS	33	Kevin Durant, at Oklahoma City (7-33) 4/18/16
FIELD GOAL PCT	1.000	Several times. Most made without a miss: 9 Bob Hansen, at Utah 4/25/86
3-PT FIELD GOALS	7	Stephen Jackson at Golden State (7-8) 5/3/07
3-PT FG ATTEMPTS	11	Kevin Durant, at Oklahoma City (2-11) 4/18/16
	11	Kevin Durant, at Oklahoma City (3-11) 4/25/16
3-PT FG PCT	1.000	Most made without a miss: 5 Michael Finley, at San Antonio 4/18/09
	5	Mike Bibby, Sacramento 5/9/02
FREE THROWS	21	Dwyane Wade, at Miami (OT) (21-25) 6/18/06
	18	Kevin Durant, Oklahoma City (18-19) 5/17/11
FREE THROW ATTS	25	Dwyane Wade, at Miami (OT) (21-25) 6/18/06
	19	Kevin Durant, Oklahoma City (18-19) 5/17/11
	19	Tim Duncan, at San Antonio (12-19) 5/19/03
	19	Tim Duncan, San Antonio (11-19) 5/12/01
FREE THROW PCT	1.000	Several times. Most made without a miss: 13 James Harden, at Houston 4/21/15
OFFENSIVE REBS	11	Dwight Howard, Houston 4/24/15
DEFENSIVE REBS	19	Hakeem Olajuwon, Houston 4/30/88
REBOUNDS	26	Dwight Howard, Houston 4/24/15
	26	Hakeem Olajuwon, Houston 4/30/88
ASSISTS	20	Magic Johnson, at L.A. Lakers 5/31/88
STEALS	6	Doug Christie, Sacramento (OT) 5/11/02
	5	Several times. Most recently: Kawhi Leonard, at San Antonio Spurs, 4/26/14
TURNOVERS	9	Kevin Durant at Oklahoma City (OT) 5/23/11
	9	Steve Nash, Phoenix 5/15/05
BLOCKED SHOTS	7	Clemon Johnson, at Seattle 4/30/87
	7	Mark Eaton, Utah 4/20/86
MINUTES		
Game (REG)	48	Shawn Marion, at Phoenix 5/18/05
	48	David Wesley, vs. Houston 5/2/05
	48	Bonzi Wells, at Portland 4/27/03
Game (OT)	52	Quentin Richardson, Phoenix 5/20/05
Game (2OT)	56	Peja Stojakovic, at Sacramento 5/10/03

## TEAM PLAYOFF HIGHS

POINTS		
7-Game Series	777	Sacramento (111.0) 2003
6-Game Series	709	L.A. Lakers (118.2) 1986
5-Game Series	603	L.A. Lakers (120.6) 1984
4-Game Series	492	Portland (123.0) 1985
3-Game Series	329	Portland (109.7) 1990
Game	137	at Sacramento (Dallas 141) (2OT) 5/10/03
	134	at L.A. Lakers (Dallas 91) 4/28/84
1st Half	69	at San Antonio (Dallas 44) 5/21/03
	69	L.A. Lakers (51) 5/8/86
2nd Half	73	Oklahoma City (54) 4/21/16
1st Period	42	Houston (36) 4/24/15
2nd Period	39	at Sacramento (Dallas 29) 4/29/04
	39	at Portland (Dallas 34) 4/25/03
	39	at Portland (Dallas 27) 4/28/90
3rd Period	39	Oklahoma City (30) 4/21/16
	39	at L.A. Lakers (Dallas 25) 5/8/84
4th Period	41	Seattle (31) 4/23/87
Overtime	19	Phoenix (15) (1st) 5/20/05
FIELD GOALS		
	57	Portland (57-102) (2OT) 4/18/85
	52	at Sacramento (52-108) (2OT) 5/10/03
	52	Seattle (52-107) 4/23/87
	52	at L.A. Lakers (52-85) 4/27/86
FG ATTEMPTS		
	108	at Sacramento (2OT) (52-108) 5/10/03
	107	Seattle (52-107) 4/23/87
FIELD GOAL PCT	.615	at L.A. Lakers (48-78) 5/25/88
3-PT FIELD GOALS	16	Golden State (16-35) 5/1/07
3-PT FG ATTS		
	35	at Oklahoma City (12-35) 4/16/16
	35	Golden State (16-35) 5/1/07
3-PT FG PCT		
	1.000	at Utah (1-1) 4/23/86
	1.000	at L.A. Lakers (2-2) 4/28/84
	1.000	at Seattle (1-1) 4/19/84
FREE THROWS	40	at Utah (40-45) 4/24/01
FREE THROW ATTS		
	49	at Miami (32-49) (OT) 6/18/06
	48	at San Antonio (31-48) 5/19/03
FREE THROW PCT	1.000	New Orleans (13-13) 4/25/08
OFFENSIVE REBS	25	Seattle 4/23/87
DEFENSIVE REBS		
	44	Sacramento 4/26/04
	44	at Sacramento (2OT) 5/10/03
REBOUNDS	68	Sacramento 4/26/04
ASSISTS	38	at L.A. Lakers 5/25/88
FOULS	37	at Portland 4/25/85
STEALS		
	15	at Miami 6/2/11
	15	at Denver 5/3/09
TURNOVERS		
	26	at Oklahoma City (OT) 5/23/11
	26	Sacramento 4/24/04
BLOCKED SHOTS	13	at L.A. Lakers 5/8/84



## TEAM PLAYOFF LOWS

## POINTS

7-Game Series	683	Houston (97.6) 2005
6-Game Series	529	Portland (88.2) 2011
5-Game Series	448	Utah (89.6) 2001
4-Game Series	337	Memphis (84.2) 2006
3-Game Series	306	Minnesota (102.0) 2002
Game	67	San Antonio (Dallas 88) 4/23/09
1st Half	30	San Antonio at Dallas (46) 4/23/09
2nd Half	30	at Memphis (Dallas 38) 4/29/06
1st Period	11	at Portland (Dallas 16) 4/23/11
2nd Period	12	Memphis at Dallas (24) 4/26/06
3rd Period	10	Sacramento at Dallas (29) 5/13/03
4th Period	10	at San Antonio (Dallas 29) 5/27/03
Overtime	4	at Oklahoma City (Dallas 11) (1st) 5/23/11

FIELD GOALS 25 San Antonio (25-78) 4/23/09

FIELD GOAL ATTS 61 Memphis (28-61) 4/26/06

FIELD GOAL PCT .321 San Antonio (25-78) 4/23/09

FREE THROWS 7 Miami (7-19) 6/8/06  
7 Seattle (OT) (7-10) 4/26/84

FREE THROW ATTS 10 Seattle (OT) (7-10) 4/26/84

FREE THROW PCT .368 Miami (7-19) 6/8/06

OFFENSIVE REBS 4 Two times. Most recently: at New Orleans 4/22/08

DEFENSIVE REBS 20 Several times. Most recently: Houston 5/7/05

REBOUNDS 28 at L.A. Lakers 5/25/88

ASSISTS 9 Golden State 4/25/07  
9 at Memphis 5/1/06

FOULS 12 at L.A. Lakers 5/2/11

STEALS 0 Phoenix 5/28/06

TURNOVERS 6 at Utah 4/23/86, at San Antonio 4/30/14

BLOCKED SHOTS 0 Several times. Most recently: at San Antonio 4/18/09



# MISCELLANEOUS

## ALL-TIME MAVERICKS

### ALL-TIME MAVERICKS TEAM PLAYOFF STATISTICS

SEASON	G	FGM	FGA	PCT	3PM	3PA	PCT	FTM	FTA	PCT	Rebounds			AST	PF-D	STL	TO	BLK	PTS	AVG
											OFF	DEF	TOT							
1984	10	397	901	.441	5	30	.167	218	261	.835	159	273	432	217	215-4	57	131	36	1017	101.7
1985	4	171	363	.471	9	24	.375	131	157	.834	62	107	169	98	94-2	29	61	10	482	120.5
1986	10	426	871	.489	30	58	.517	226	289	.782	139	280	419	250	215-2	66	142	31	1108	110.8
1987	4	175	356	.492	2	25	.080	114	152	.750	61	118	179	88	99-2	27	59	17	466	116.5
1988	17	730	1473	.496	25	93	.269	349	462	.755	279	482	761	411	353-4	126	253	87	1834	107.9
1990	3	115	243	.473	9	29	.310	62	81	.765	34	86	120	61	82-3	24	54	17	301	100.3
2001	10	322	808	.399	61	172	.355	217	256	.848	122	288	410	170	234-2	59	116	55	922	92.2
2002	8	318	704	.452	67	177	.379	169	202	.837	87	248	335	157	206-3	50	100	37	872	109.0
2003	20	774	1721	.450	184	463	.397	350	422	.829	223	618	841	408	486-6	121	250	103	2082	104.1
2004	5	191	482	.396	25	87	.287	91	118	.771	102	159	261	103	108-0	46	68	33	498	99.6
2005	13	495	1094	.452	86	227	.379	291	370	.786	187	378	565	227	295-5	94	171	66	1367	105.2
2006	23	831	1842	.451	110	347	.317	522	645	.809	280	701	987	351	587-6	152	295	99	2294	99.7
2007	6	205	485	.423	42	133	.316	139	180	.772	84	182	266	107	143-0	50	98	30	591	98.5
2008	5	158	394	.401	36	104	.346	118	150	.787	72	154	226	97	103-0	20	58	20	470	94.0
2009	10	356	757	.470	73	206	.354	231	284	.813	92	315	407	181	228-1	65	130	38	1016	101.6
2010	6	204	476	.429	86	116	.328	111	140	.793	72	191	263	111	135-1	45	78	30	557	92.8
2011	21	724	1572	.461	184	467	.394	431	533	.809	203	603	806	423	422-3	149	271	86	2063	98.2
2012	4	126	312	.404	32	86	.372	89	107	.832	42	120	162	62	83-0	32	58	14	373	93.3
2014	7	274	607	.451	59	157	.376	101	132	.765	82	203	285	134	142-0	46	80	29	708	101.1
2015	5	208	460	.452	38	122	.311	96	126	.762	68	169	237	106	136-1	35	71	23	550	110.0
2016	5	177	406	.436	31	107	.290	84	121	.694	46	130	176	103	120-0	30	59	12	469	93.8

### ALL-TIME OPPONENTS TEAM PLAYOFF STATISTICS

SEASON	G	FGM	FGA	PCT	3PM	3PA	PCT	FTM	FTA	PCT	Rebounds			AST	PF-D	STL	TO	BLK	PTS	AVG
											OFF	DEF	TOT							
1984	10	461	891	.517	13	45	.289	153	212	.722	132	315	447	277	255-2	64	133	69	1088	108.8
1985	4	206	394	.523	5	20	.250	75	97	.773	70	130	200	123	120-4	31	61	20	492	123.0
1986	10	462	900	.513	18	43	.419	179	240	.746	133	284	417	288	248-1	65	120	49	1121	112.1
1987	4	188	373	.504	9	24	.375	97	126	.770	67	120	187	117	119-4	28	53	32	482	120.5
1988	17	726	1503	.483	49	137	.358	335	411	.815	253	451	704	442	381-3	128	210	78	1836	108.0
1990	3	120	261	.460	7	21	.333	82	116	.707	52	89	141	74	76-1	27	41	18	329	109.7
2001	10	354	775	.457	53	136	.390	198	274	.723	125	330	455	234	240-2	57	135	53	959	95.9
2002	8	315	683	.461	43	125	.344	197	259	.761	119	273	392	166	193-5	54	118	33	870	108.8
2003	20	746	1643	.454	132	379	.348	470	624	.753	260	668	928	462	441-6	138	274	89	2094	104.7
2004	5	186	421	.442	33	90	.367	86	121	.711	63	176	239	47.8	109-1	50	82	23	491	98.2
2005	13	507	1067	.475	106	253	.419	268	346	.775	161	388	549	250	308-5	92	182	77	1388	106.8
2006	23	801	1703	.470	122	354	.345	476	669	.712	201	679	880	371	562-9	141	330	110	2200	95.7
2007	6	220	474	.464	62	169	.367	129	176	.733	71	179	250	104	149-4	49	91	26	631	105.2
2008	5	198	408	.485	34	74	.459	84	108	.778	50	155	205	104	112-0	30	42	28	514	102.8
2009	10	374	776	.482	67	190	.353	210	285	.737	92	281	373	198	237-2	76	111	41	1025	102.5
2010	6	215	468	.459	25	78	.321	105	149	.705	67	184	251	109	119-0	37	75	19	560	93.3
2011	21	718	1606	.447	112	386	.290	394	512	.770	238	605	843	379	453-3	152	285	107	1942	92.5
2012	4	143	306	.467	32	84	.381	81	96	.844	29	128	157	70	97-2	35	51	29	399	99.8
2014	7	270	543	.497	49	128	.383	133	178	.747	62	229	291	139	137-1	50	96	25	722	103.1
2015	5	200	429	.466	46	131	.351	125	184	.679	56	174	230	117	123-0	39	72	26	571	114.2
2016	5	197	414	.476	51	140	.364	115	147	.782	68	168	236	107	112-0	38	65	23	560	112.0

## LARGEST MARGINS

### BIGGEST WINS

Margin	Opponent	Score	Date	Site
40	Houston (Game 7)	116-76	5/7/05	Dallas
36	L.A. Lakers (Game 4)	122-86	5/8/11	Dallas
30	Utah (Game 4)	107-77	5/1/01	Dallas
26	Memphis (Game 4)	102-76	5/1/06	Memphis
25	Sacramento (Game 3)	104-79	4/24/04	Dallas
22	San Antonio (Game 5)	103-81	4/27/10	Dallas
22	San Antonio (Game 2)	113-91	5/9/06	San Antonio
22	Sacramento (Game 2)	132-110	5/8/03	Dallas
22	Seattle (Game 1)	151-129	4/23/87	Dallas
21	San Antonio (Game 2)	113-92	4/23/14	San Antonio
21	San Antonio (Game 3)	88-67	4/23/09	Dallas
21	Denver (Game 4)	124-103	5/15/88	Dallas
19	Sacramento (Game 5)	112-93	5/13/03	Dallas
16	Phoenix (Game 5)	117-101	6/1/06	Dallas

### BIGGEST LOSSES

Margin	Opponent	Score	Date	Site
43	L.A. Lakers (Game 1)	91-134	4/28/84	Los Angeles
38	Oklahoma City (Game 1)	70-108	4/16/16	Oklahoma City
29	Oklahoma City (Game 3)	102-131	4/21/16	Dallas
26	Seattle (Game 4)	98-124	4/30/87	Seattle
25	Golden State (Game 6)	86-111	5/3/07	Golden State
25	Phoenix (Game 1)	102-127	5/9/05	Phoenix
24	New Orleans (Game 2)	103-127	4/22/08	New Orleans
24	Miami (Game 4)	74-98	6/15/06	Miami
23	San Antonio (Game 7)	96-119	5/4/14	San Antonio
22	Portland (Game 6)	103-125	5/2/03	Portland
22	L.A. Lakers (Game 2)	101-123	5/25/88	Los Angeles
21	San Antonio (Game 2)	84-105	4/20/09	San Antonio
20	Phoenix (Game 4)	86-106	5/30/06	Phoenix
19	Portland (Game 4)	79-98	4/27/03	Portland



[CONTENT](#)

[THE ORGANIZATION](#)

[PLAYERS](#)

[THE NBA](#)

[HISTORY](#)

[RECORDS](#)

[PLAYOFFS](#)

[MEDIA](#)

[REVIEW](#)

# MEDIA

**MEDIA INFORMATION**

**BROADCAST INFORMATION**

**MAVS BASKETBALL COMMUNICATION STAFF**

**MAVS CORPORATE COMMUNICATION STAFF**

**MAVS BROADCASTERS**

**2019-20 SCHEDULE**





# MEDIA INFORMATION

## MEDIA INFORMATION

Welcome to the 2019-20 Dallas Mavericks season. Here are a few guidelines that should assist you during the season. There are three media credentials honored for admission to the American Airlines Center:

- 1) Mavericks season media passes.
- 2) Mavericks single-game passes.
- 3) NBA-issued season passes. **NO OTHER CREDENTIALS WILL BE HONORED.**

Application for season or game credentials may be made by emailing Sarah Melton at [sarah.melton@dallasmavs.com](mailto:sarah.melton@dallasmavs.com)

## SINGLE GAME CREDENTIAL REQUESTS

Requests for single-game credentials must be made at least 24 hours prior to game time. Day-of-game requests will not be honored. Radio stations, magazines and weekly newspapers will be accommodated on a game-by-game, space-available basis. All requests must be made on company letterhead.

## VISITING MEDIA BOX SCORE REQUESTS

Visiting media needing a box score or other information faxed back to their office should contact any member of the Mavericks PR staff during the game.

## LOCKER ROOMS

Both the Mavericks and the visitors locker rooms are located on the event level in American Airlines Center. The Mavericks locker room is located on the south side of the building (to the left if you are standing behind the scorers' table). The visitors locker room is located on the east side of the building (behind you looking at the court from behind the scorers' table). As per NBA regulations, the Mavericks locker room will be open for a 30-minute period, ending 45 minutes prior to game time (for example, the locker room will be open from 6:15 to 6:45 p.m. for all 7:30 p.m. starts). The locker room will reopen 10 minutes after the game. During postgame media sessions, priority must be given to those media outlets on deadline. Your cooperation is asked in maintaining a working atmosphere in the locker room at all times. Any media members using their credentials to gain locker room access for the purpose of obtaining autographs will have their credentials revoked immediately.

## GAME NOTES

Game notes are available in the media workroom two hours prior to game time. They are also available online at [mavs.com](http://mavs.com). (For visiting media, early game notes, credentials and recent news clips will be delivered to their hotel the night before.) Game notes, statistics and play-by-plays are available from the Mavericks PR staff or in the media workroom. Postgame quotes, notes and stat books will be delivered to the media workroom as soon as possible after the game.

## PHONES/WIRELESS

There are numerous telephones available at courtside and in the media workroom for visiting media. Also wireless Internet access is provided throughout the arena. Please see a member of the PR staff to obtain a wireless code.

## IMPORTANT PHONE NUMBERS

Mavericks PR	214-665-4669, 4668, 4632
American Airlines Center Media Workroom	214-665-4670
Mavericks PR Fax	214-665-4661



## PHOTOGRAPHERS

Credentialed photographers are allowed to shoot from the baselines and/or auxiliary platforms (sections 122, 123, 102, 103) only. There are no photo positions along the sidelines. Freelance photographers will not be credentialed unless they are on specific assignment from a magazine or daily newspaper. No roving passes will be issued.

Please note the following photo regulations:

- Floor spots are extremely limited. If you are not assigned a floor position you must shoot from an auxiliary platform.
- Please do not move from your position during game action. Movement is permitted only during timeouts and quarter breaks.
- Please store all coats, jackets and extra equipment in the photo workroom.
- Please keep your courtside equipment to a minimum.
- All still and TV photographers must observe the NBA's mandatory "Five-Foot Lane" rule.

Please be aware of the following NBA-enforced regulations: All still and TV cameras must have rubber-capped lenses. Cameras mounted on the basket standard must be set back at least four inches from the edge of the padding. Camera mounted behind the backboard cannot be visible inside the target box from any angle. Tripods and remote cameras placed on the court are not permitted. Use of a flash is not permitted.

## PRACTICES

The Mavericks practice at the Lymbo Practice Facility. On off-day practices, media will be allowed to watch practice for the final 15 minutes. Following practice, players will be available on the court for 15-30 minutes. Head Coach Rick Carlisle will be available immediately following practice on the court. Mavericks practices are always subject to change. Media wanting to cover practice should always contact the Mavericks PR office to confirm times.

*The address for the Mavericks' practice facility is: 1530 Inspiration Dr. Suite 300, Dallas, TX 75207.*

## SHOOTAROUNDS

The Mavericks hold shootarounds at Lymbo Practice Facility or American Airlines Center on game days. Media will be allowed to watch practice for the final 15 minutes. Head Coach Rick Carlisle and Maverick players will be available to speak to the media during this time. Shootaround times are always subject to change. Media wanting to cover shootarounds should always contact the Mavericks PR office to confirm times and location.

## PRESS ROOM

The media workroom in American Airlines Center is located on the event level at the west end of the building (opposite the scorers' table). The pregame meal is served in the same area two hours before game time. We ask that you keep a professional working atmosphere at all times in the workroom.

## TAXIS

Yellow Cab            214-426-6262  
 Cowboy Cab          214-428-0202

We look forward to helping you cover the Mavericks in 2019-20, so please do not hesitate to call us with any questions.

### Sarah Melton

Vice President of Basketball Communications  
 sarah.melton@dallasmavs.com  
 214-665-4669

### Scott Tomlin

Director of Basketball Communications  
 scott.tomlin@dallasmavs.com  
 214-665-4668

### Alan Rakowski

Basketball Communications Manager  
 alan.rakowski@dallasmavs.com  
 214-665-4632



# BROADCAST INFORMATION



## MAVERICKS TELEVISION

For the 19th season, Mavericks fans can watch the team at home or away on FOX Sports Southwest.

Mark Followill, Derek Harper and Jeff “Skin” Wade call the action. The Mavericks’ respected production team, led by producer Dave Keeney and director Clay Armstrong, returns for another season.

Fans can catch extended coverage on Mavericks Live, the 30-minute pregame and postgame show on FS Southwest.

Although the HD status is subject to change, all Mavericks games can be seen in high definition this season on FSSW-HD.

## MAVERICKS RADIO

The Mavericks home on radio in the Metroplex is ESPN 103.3 FM (KESN). ESPN will broadcast all preseason and regular season games.

Chuck Cooperstein enters his 15th season as the Mavericks radio play-by-play announcer on ESPN 103.3 and will be joined by Brad Davis. Each broadcast includes comprehensive pregame and postgame coverage.

The Mavericks will broadcast all games in Spanish for the 17th consecutive season. The 2019-20 campaign will mark the fifth straight year they can be heard on Univision Radio 1270 AM. Univision Local Media’s mission is to entertain, inform and educate the growing Dallas-Fort Worth Hispanic community by providing programs and content relevant to their needs. Victor Villalba calls all the action.

## 2019-20 National TV Appearances

Date	Opponent	Time (Central)	TV
Oct. 25	@ New Orleans	7:00	ESPN
Nov. 1	L.A. Lakers	8:30	ESPN
Nov. 14	@ New York	7:00	TNT
Nov. 20	Golden State	6:30	ESPN
Dec. 3	@ New Orleans	6:30	TNT
Dec. 20	@ Philadelphia	7:00	ESPN
Jan. 8	Denver	7:30	ESPN
Jan. 17	Portland	8:30	ESPN
Jan. 23	@ Portland	9:30	TNT
Jan. 31	@ Houston	7:00	ESPN
Feb. 26	@ San Antonio	6:30	ESPN
Mar. 10	@ San Antonio	7:00	TNT
Mar. 16	@ L.A. Clippers	9:30	ESPN





# MAVS BASKETBALL COMMUNICATIONS STAFF

## SARAH MELTON, VICE PRESIDENT OF BASKETBALL COMMUNICATIONS



Sarah Melton is in her 21st season with the Mavericks PR department and her sixth season as the team's vice president of basketball communications.

The Ft. Wayne, Ind., native is a 1999 graduate of Indiana University with a degree in sports communications.

At Indiana, she worked in the school's sports information office for over three years and worked with the school's national championship men's soccer team and the men's basketball team. She also was the communications director of three Big Ten swimming and diving championships.

Melton and her husband, Keith, reside in Dallas.

[sarah.melton@dallasmavs.com](mailto:sarah.melton@dallasmavs.com)

## SCOTT TOMLIN, DIRECTOR OF BASKETBALL COMMUNICATIONS



Scott Tomlin is entering his 17th season with the Mavericks and his sixth as the team's director of basketball communications.

The Maysville, Ky., native came to Dallas after serving as the seasonal intern for the New Orleans Hornets in 2002-03 and spending the 2003 NFL season in the Denver Broncos PR department.

The 2002 graduate of the University of Kentucky holds a degree in communications with a minor in psychology. While at UK, he spent three years as a student assistant in the sports information department, where he worked with the men's basketball team and other varsity sports.

Tomlin closely follows the NFL and is an avid Cincinnati Bengals fan. He and his wife, Abby, reside in Dallas.

[scott.tomlin@dallasmavs.com](mailto:scott.tomlin@dallasmavs.com)

## ALAN RAKOWSKI, BASKETBALL COMMUNICATIONS MANAGER



Alan Rakowski begins his 10th season with the Mavericks and his sixth as basketball communications manager. He joined Dallas after spending two seasons working in various capacities for the Denver Nuggets media relations department.

The 2010 graduate of Colorado State University earned his bachelor's degree in journalism with a minor in business administration. He spent his senior year at CSU working as a men's basketball student assistant in the athletic media relations department.

Rakowski has volunteered at several basketball-related events, including the NBA Summer League and the Mountain West Conference Basketball Championships. [alan.rakowski@dallasmavs.com](mailto:alan.rakowski@dallasmavs.com)



# MAVS CORPORATE COMMUNICATIONS STAFF

## ERIN FINEGOLD, VICE PRESIDENT OF CORPORATE COMMUNICATIONS & EVENTS



Erin Finegold White is entering her sixth season with the Dallas Mavericks and second as Vice President of Corporate Communications and Events where she is responsible for off-court publicity for the organization including business and sponsorship news, Mavs Entertainment, the Mavs Foundation, community and player initiatives, in-arena and web content and innovation in tech. She also leads the Mavs Events department, producing large-scale events including the Mavs Ball, Tipoff Luncheon, Pre-Game Plaza Parties and Season Ticket Member Appreciation Events. In 2018, her team launched the new Mavs Influencer program, drawing-in new MFFLs through social media.

Prior to her role at the Mavericks, Finegold led communications for Red Bull Media House in the Mountain and South Regions, promoting events including Red Bull Air Race, Flugtag, Cliff Diving and Sound Select. She has also held marketing and communications roles at AT&T Performing Arts Center, including its Grand Opening in 2009, and Slingshot, an independent advertising agency.

Finegold has a B.A. in mass communications from the University of Denver and is the founder of BvB Dallas, a powder-puff football game and fundraiser that has raised over \$4.5 million dollars for Alzheimer's research in North Texas. She and her husband, Justin, were married in October 2015 and reside in Dallas with their dog, Riley. [erin.finegold@dallasmavs.com](mailto:erin.finegold@dallasmavs.com)

## RACHAEL SKLAR, COMMUNICATIONS & EVENTS COORDINATOR



Rachael Sklar is in her second season with the Dallas Mavericks as the Corporate Communications and Events Coordinator. In her role, she is responsible for telling the Dallas Mavericks brand story, maintaining relationships with the media, managing internal communications and the planning and execution of all Dallas Mavericks events.

Sklar is a native of Dallas and graduated from The University of Texas at Austin in 2018. She earned a degree in sport management, a degree in public relations and a certificate in the foundations of business. During her time at Texas, Sklar interned with Fox Sports Southwest and The Athlete Interactive, as well as playing on the Club Volleyball team.

Sklar resides in Dallas, Texas, where she spends most of her time cheering on her Dallas Mavs and Cowboys or raising money for BvB Dallas, a powder-puff football game and fundraiser that raises money for Alzheimer's research. She also continues freelancing with CBS Sports as a Golf Spotter. [rachael.sklar@dallasmavs.com](mailto:rachael.sklar@dallasmavs.com)



# MAVS BROADCASTERS

## MARK FOLLOWILL, PLAY-BY-PLAY



Mark Followill enters his 15th season as the television play-by-play voice and his 19th overall with the team. Prior to his move to television, Followill served as the radio play-by-play voice of the Mavericks on ESPN 103.3 FM for four seasons.

Followill also just completed his eighth season as television voice for the Metroplex's Major League Soccer franchise FC Dallas. In addition, Followill was a play-by-play announcer for Fox Sports coverage of the 2018 FIFA World Cup and broadcasts MLS and international soccer matches and college football for Fox Sports. Followill was also a soccer play by play announcer for NBC's coverage of the 2016 Summer Olympics.

Followill came to the Mavericks after having worked for seven years at KTCK in Dallas, where he co-hosted talk shows, served as a drivetime sports anchor and was the studio host and fill-in radio play-by-play announcer of Mavericks broadcasts for two seasons on sister station KLIF.

Followill also served as the play-by-play voice for SMU football in 1999 and 2000 on KTCK. Prior to working at KTCK, he worked at the Texas State News Network and KTOK-AM in Oklahoma City. Followill attended the University of North Texas from 1989 to 1992 where he worked at the campus radio station, KNTU.

## DEREK HARPER, TELEVISION ANALYST



Derek Harper begins his ninth season as the Mavericks television analyst. Harper is no stranger to the Mavericks broadcast after anchoring Mavericks' pre and post games shows for the TXA-21.

Harper played 16 seasons in the NBA with the Mavericks, Knicks, Magic and Lakers and was originally selected by the Mavericks with their top pick (11th overall) in the 1983 NBA Draft. He led the Mavericks to the Playoffs six times, including the franchise's first-ever trip to the Western Conference Finals in 1988. He played in all 82 games four times and competed in 75 or more games in nine of his 12 seasons in Dallas.

To this day, Harper remains one of the most decorated Mavericks of all time and is still the franchise's leader in assists (5,111) and steals (1,551). Harper also ranks in the Top 10 in 13 other statistical categories, including points, field goals, three-point field goals, free throws, minutes and games. He became the third Maverick to have his number retired on Jan. 7, 2018, when his No. 12 jersey was hung in the rafters at American Airlines Center.

Harper was born on Oct. 13, 1961 in Elberton, Ga., and has four children, Darius, Danielle, Dana and Daria.

## JEFF "SKIN" WADE, TELEVISION ANALYST



Jeff "Skin" Wade is in his 11th full season as Mavericks analyst after joining the broadcast midway through the 2008-09 season. His quirky personality and unique in-game observations are a nice compliment to the dynamic Followill/Harper duo.

Skin can be heard weekdays from 10-2 PM on 105.3 FM The FAN as half of the Ben and Skin Show with Ben Rogers. Good friends since high school, Ben and Skin came up through the DFW media ranks due in large part to their Mavs Postgame duties for KTCK starting back in 2002-03.

Skin was born and raised in the Metroplex and holds a B.A. in Radio/TV/Film from the University of North Texas. His Social Media handle is @SkinWade. He's been with his wife Tricia for 23 years and they live in Allen with their kids Maya and Desmond. He loves golf and beer equally, and is a partner in RollerTown Beerworks in Celina, TX.



## CHUCK COOPERSTEIN, RADIO PLAY-BY-PLAY



Chuck Cooperstein is in his 15th season as the radio play-by-play voice of the Dallas Mavericks on 103.3 FM ESPN. Cooperstein has been a regular on the Dallas/Fort Worth sports scene since 1984, broadcasting at KRLD, WBAP and The Ticket before joining 103.3 FM ESPN at the station's inception in 2001. During the off-season, Cooperstein hosts an evening sports talk show.

Prior to joining the Mavericks, his extensive sports broadcasting background included play-by-play stints with TCU and the University of Texas football, as well as TCU, Texas A&M and SMU basketball. He also has broadcast college basketball, college football and NFL games nationally on Westwood One. Cooperstein has received a Katie Award for his play-by-play expertise from the Dallas Press Club.

The Long Island native has a Bachelor of Science degree in broadcasting from the University of Florida. He married his wife, Karen, in 2010; she is the owner/principal of Crater Lake Consulting, a PR/marketing and philanthropy consulting firm. Together, they are both very engaged in philanthropy, serving as active supporters of the Mavs Foundation, Texas Scottish Rite Hospital for Children, and Ronald McDonald House of Dallas. They founded their own nonprofit, Coops' Kids Foundation, in 2017.

Chuck has one son, Jeffrey, who is a graduate of the University of North Texas with a degree in journalism.

## VICTOR VILLALBA, SPANISH RADIO PLAY-BY-PLAY



Victor Villalba enters his 15th season as the Mavericks Spanish play-by-play announcer and can be heard on Univision Radio 1270 AM along with weekly call-in programming during the regular season. During his tenure with the perennial contender of the NBA, Villalba has been a part of the NBA's Read to Achieve initiative along with being part of the club's Speakers Bureau, engaging students in schools throughout Dallas/Ft. Worth.

After he arrived in DFW as an assignment editor in the Univision newsroom, his first call to the microphone came in 1996 as the Spanish color analyst for the Dallas Cowboys, and by the 1997 season he was also producing and hosting television programming. In 2002, Villalba's role expanded to include play-by-play duties, executive producing of television and radio properties, and affiliate relations for the expanding networks of the silver and blue with stations in the U.S. and Mexico. In 2010, a Time Warner Cable association with Fox Sports Southwest added Texas Rangers play-by-play to his busy schedule, working these games alongside former Ranger and Chicago Cub pitcher Jose Guzman.

Villalba, a resident of Coppell, Texas, and his wife Olga, have two daughters, Katia Michelle and Kristina Marie. He graduated from Texas Tech University with a degree in finance and received an MBA from the Instituto Tecnológico y de Estudios Superiores de Monterrey.

## MAVERICKS TV



(L-R): CLAY ARMSTRONG, ERIC DELLEY, DAVE KEENEY, BRIAN KAGELER

## MAVERICKS TRAVELING MEDIA



**EDDIE SEFKO**,  
BEAT WRITER  
MAVS.COM

**DWAIN PRICE**  
BEAT WRITER  
MAVS.COM

**TIM MACMAHON**  
BEAT WRITER  
ESPN.COM



# 2019-2020 SCHEDULE

## OCTOBER

DATE	OPPONENT	TIME	TV	DAL	OPP
WED. OCT. 23	WASHINGTON	7:30	FSSW	—	—
FRI. OCT. 25	@ NEW ORLEANS	7:00	FSSW/ESPN	—	—
SUN. OCT. 27	PORTLAND	6:00	FSSW	—	—
TUES. OCT. 29	@ DENVER	8:00	FSSW	—	—

## NOVEMBER

DATE	OPPONENT	TIME	TV	DAL	OPP
FRI. NOV. 1	L.A. LAKERS	8:30	ESPN	—	—
SUN. NOV. 3	@ CLEVELAND	6:30	FSSW	—	—
WED. NOV. 6	ORLANDO	7:30	FSSW	—	—
FRI. NOV. 8	NEW YORK	7:30	FSSW	—	—
SAT. NOV. 9	@ MEMPHIS	7:00	FSSW	—	—
MON. NOV. 11	@ BOSTON	6:30	FSSW	—	—
THURS. NOV. 14	@ NEW YORK	7:00	TNT	—	—
SAT. NOV. 16	TORONTO	7:30	FSSW	—	—
MON. NOV. 18	SAN ANTONIO	7:30	FSSW	—	—
WED. NOV. 20	GOLDEN STATE	6:30	FSSW/ESPN	—	—
FRI. NOV. 22	CLEVELAND	7:30	FSSW	—	—
SUN. NOV. 24	@ HOUSTON	2:30	FSSW	—	—
TUES. NOV. 26	L.A. CLIPPERS	7:30	FSSW/NBA	—	—
FRI. NOV. 29	@ PHOENIX	8:00	FSSW	—	—

## DECEMBER

DATE	OPPONENT	TIME	TV	DAL	OPP
SUN. DEC. 1	@ L.A. LAKERS	3:00	FSSW	—	—
TUES. DEC. 3	@ NEW ORLEANS	6:30	TNT	—	—
WED. DEC. 4	MINNESOTA	7:30	FSSW	—	—
SAT. DEC. 7	NEW ORLEANS	1:00	FSSW	—	—
SUN. DEC. 8	SACRAMENTO	6:00	FSSW	—	—
THURS. DEC. 12	@ DETROIT	8:00	FSSW	—	—
SAT. DEC. 14	MIAMI	7:30	FSSW	—	—
MON. DEC. 16	@ MILWAUKEE	7:00	FSSW/NBA	—	—
WED. DEC. 18	BOSTON	7:30	FSSW	—	—
FRI. DEC. 20	@ PHILADELPHIA	7:00	TXA/ESPN	—	—
SUN. DEC. 22	@ TORONTO	2:30	FSSW	—	—
THURS. DEC. 26	SAN ANTONIO	7:30	FSSW	—	—
SAT. DEC. 28	@ GOLDEN STATE	7:30	FSSW	—	—
SUN. DEC. 29	@ L.A. LAKERS	8:30	FSSW	—	—
TUES. DEC. 31	@ OKLAHOMA CITY	7:00	FSSW	—	—

## JANUARY

DATE	OPPONENT	TIME	TV	DAL	OPP
THURS. JAN. 2	BROOKLYN	7:30	FSSW	—	—
SAT. JAN. 4	CHARLOTTE	7:30	FSSW	—	—
MON. JAN. 6	CHICAGO	7:30	FSSW	—	—
WED. JAN. 8	DENVER	6:30	FSSW/ESPN	—	—
FRI. JAN. 10	L.A. LAKERS	7:30	FSSW	—	—
SAT. JAN. 11	PHILADELPHIA	7:30	FSSW	—	—
TUES. JAN. 14	@ GOLDEN STATE	9:30	FSSW/NBA	—	—
WED. JAN. 15	@ SACRAMENTO	9:00	FSSW	—	—
FRI. JAN. 17	PORTLAND	8:30	FSSW/ESPN	—	—
TUES. JAN. 21	L.A. CLIPPERS	7:30	FSSW/NBA	—	—
THURS. JAN. 23	@ PORTLAND	9:30	TNT	—	—
SAT. JAN. 25	@ UTAH	4:00	FSSW	—	—
MON. JAN. 27	@ OKLAHOMA CITY	7:00	FSSW	—	—
TUES. JAN. 28	PHOENIX	7:30	FSSW	—	—
FRI. JAN. 31	@ HOUSTON	7:00	FSSW/ESPN	—	—



## FEBRUARY

DATE	OPPONENT	TIME	TV	DAL	OPP
SAT. FEB. 1	ATLANTA	7:30	FSSW	---	---
MON. FEB. 3	@ INDIANA	6:00	FSSW	---	---
WED. FEB. 5	MEMPHIS	7:30	FSSW	---	---
FRI. FEB. 7	@ WASHINGTON	6:00	FSSW	---	---
SAT. FEB. 8	@ CHARLOTTE	6:00	FSSW	---	---
MON. FEB. 10	UTAH	7:30	FSSW	---	---
WED. FEB. 12	SACRAMENTO	7:30	FSSW	---	---
<b>ALL STAR WEEKEND</b>					
<b>CHICAGO, ILL.</b>					
<b>FEB. 14-16</b>					
FRI. FEB. 21	@ ORLANDO	6:00	FSSW	---	---
SAT. FEB. 22	@ ATLANTA	6:30	FSSW	---	---
MON. FEB. 24	MINNESOTA	7:30	FSSW	---	---
WED. FEB. 26	@ SAN ANTONIO	6:30	FSSW/ESPN	---	---
FRI. FEB. 28	@ MIAMI	7:00	FSSW	---	---

## MARCH

DATE	OPPONENT	TIME	TV	DAL	OPP
SUN. MAR. 1	@ MINNESOTA	2:30	FSSW	---	---
MON. MAR. 2	@ CHICAGO	7:00	FSSW	---	---
WED. MAR. 4	NEW ORLEANS	7:30	FSSW	---	---
FRI. MAR. 6	MEMPHIS	7:30	FSSW	---	---
SUN. MAR. 8	INDIANA	6:00	FSSW	---	---
TUES. MAR. 10	@ SAN ANTONIO	7:00	TNT	---	---
WED. MAR. 11	DENVER	7:30	FSSW	---	---
SAT. MAR. 14	PHOENIX	1:00	FSSW	---	---
MON. MAR. 16	@ L.A. CLIPPERS	9:30	FSSW/ESPN	---	---
TUES. MAR. 17	@ SACRAMENTO	9:00	FSSW/NBA	---	---
THURS. MAR. 19	@ PORTLAND	9:00	FSSW	---	---
SAT. MAR. 21	@ PHOENIX	9:00	FSSW	---	---
MON. MAR. 23	HOUSTON	7:30	FSSW/NBA	---	---
THURS. MAR. 26	UTAH	7:30	FSSW/NBA	---	---
SUN. MAR. 29	MILWAUKEE	2:00	FSSW	---	---

## APRIL

DATE	OPPONENT	TIME	TV	DAL	OPP
WED. APR. 1	@ MINNESOTA	7:00	FSSW	---	---
FRI. APR. 3	@ MEMPHIS	7:00	FSSW	---	---
SUN. APR. 5	@ BROOKLYN	5:00	FSSW	---	---
TUES. APR. 7	HOUSTON	7:30	FSSW	---	---
SAT. APR. 11	DETROIT	2:00	FSSW	---	---
MON. APR. 13	@ DENVER	8:00	FSSW	---	---
WED. APR. 15	OKLAHOMA CITY	6:30	FSSW	---	---

ALL TIMES LISTED ARE DALLAS TIME AND ARE SUBJECT TO CHANGE.

FSSW IS FOX SPORTS SOUTHWEST

TXA-21 IS TEXAS 21

NBA IS NBATV

NATIONAL BROADCASTS ARE ON ESPN & TNT



[CONTENT](#)

[THE ORGANIZATION](#)

[PLAYERS](#)

[THE NBA](#)

[HISTORY](#)

[RECORDS](#)

[PLAYOFFS](#)

[MEDIA](#)

[REVIEW](#)

# REVIEW

[2018-19 REVIEW](#)

[2018-19 MAVS](#)

[SEASON STATISTICS](#)

[SEASON RESULTS](#)

[TEAM BREAKDOWN](#)

[PLAYER HIGHS](#)

[GAME-BY-GAME](#)

[SUPERLATIVES](#)

[MISCELLANEOUS](#)

[QUARTER-BY-QUARTER](#)

[STANDINGS](#)

[INDIVIDUAL RECORDS](#)

[INDIVIDUAL LEADERS](#)

[TEAM LEADERS](#)

[TEAM RANKINGS](#)





# 2018-2019 REVIEW

**BOTTOM ROW L-R** COURTNEY LEE, TERY BURKE, JALEN BRUNSON, DEVIN HARRIS, CYNTHIA MARSHALL, JOSE JUAN BAREA, LUKA DONCIC, RYAN BROEKHOFF, DARYL MACON, TIM HARDAWAY JR. **MIDDLE ROW L-R** KRISTAPS PORZINGIS, DORIAN FINNEY-SMITH, DWIGHT POWELL, MAXI KLEBER, DIRK NOWITZKI, SALAH MEJRI, KOSTAS ANTETOKOUNMPO, JUSTIN JACKSON **TOP ROW L-R** PETER PATTON, GOD SHAMMGOD, MIKE SHEDD, LARRY SHYATT, STEPHEN SILAS, RICK CARLISLE, JAMAHL MOSLEY, MIKE WEINAR, DARRELL ARMSTRONG, JENNY BOUCEK

**SEASON NOTEBOOK:** The Dallas Mavericks finished 33-49 (.402) in 2018-19, missing the playoffs for the third straight year (after they reached the postseason 15 times in a 16-year span from 2001 to 2016). Dirk Nowitzki played his 21st and final season with the Mavericks, becoming the only player in NBA history to play 21 years with a single team. Nowitzki, who made his 14th All-Star appearance in 2019 (he was named as a special roster addition by NBA Commissioner Adam Silver), finished his career ranked sixth on the league's all-time scoring list with 31,560 points. Luka Dončić took the league by storm in his first NBA season, averaging a team-high 21.2 points, 7.8 rebounds and a team-high 6.0 assists per game in 72 games (all starts) en route to earning 2018-19 Kia NBA Rookie of the Year honors. Dončić, who joined Jason Kidd as the only Mavericks ever garner the Rookie of the Year award (Kidd shared the honor with Detroit's Grant Hill in 1994-95), also became just the second rookie in NBA history (along with Oscar Robertson) to average at least 20 points, 7 rebounds and 6 assists per game.

	G	GS	MIN	FG	FGA	PCT	3FG	3FGA	PCT	FT	FTA	PCT	OFF	DEF	TOT	AST	PF	DQ	STL	TO	BLK	PTS	AVG
Doncic	72	72	2318	506	1186	.427	168	514	.327	346	485	.713	86	477	563	429	137	0	77	247	25	1526	21.2
Hardaway (TOT)	65	65	2057	390	993	.393	162	477	.340	232	276	.841	33	189	222	159	141	1	54	105	8	1174	18.1
Hardaway (DAL)	19	17	558	108	267	.404	45	140	.321	33	43	.767	7	54	61	37	35	0	12	24	2	294	15.5
Barnes	49	49	1584	290	717	.404	121	311	.389	165	198	.833	36	171	207	62	79	0	33	68	11	866	17.7
Matthews	44	44	1312	194	469	.414	100	263	.380	87	110	.791	20	82	102	100	102	0	33	58	12	575	13.1
Smith	32	32	908	157	357	.440	43	125	.344	57	82	.695	18	79	97	138	82	0	40	100	11	414	12.9
Jordan	50	50	1554	208	323	.644	0	0	---	135	198	.682	161	525	686	99	125	1	33	111	53	551	11.0
Barea	38	0	752	161	385	.418	38	128	.297	55	78	.705	13	82	95	211	50	0	22	72	1	415	10.9
Burke (TOT)	58	8	1124	236	548	.431	56	159	.352	103	124	.831	28	71	99	159	58	0	33	49	7	631	10.9
Burke (DAL)	25	1	436	88	190	.463	26	73	.356	41	49	.837	13	24	37	65	25	0	13	20	2	243	9.7
Powell	77	22	1662	290	486	.597	39	127	.307	196	254	.772	140	271	411	112	201	3	44	67	50	815	10.6
Brunson	73	38	1591	264	565	.467	63	181	.348	87	120	.725	25	144	169	230	127	0	37	88	4	678	9.3
Finney-Smith	81	26	1985	228	528	.432	79	254	.311	73	103	.709	138	251	389	95	186	1	69	74	36	608	7.3
Nowitzki	51	20	795	135	376	.359	64	205	.312	39	50	.780	5	153	158	35	76	0	9	18	18	373	7.3
Jackson (TOT)	81	14	1613	217	485	.447	87	245	.355	62	79	.785	44	168	212	96	99	0	32	29	14	583	7.2
Jackson (DAL)	29	11	531	92	190	.484	32	86	.372	21	29	.724	19	47	66	28	32	0	9	7	1	237	8.2
Kleber	71	18	1502	175	386	.453	77	218	.353	58	74	.784	90	239	329	70	143	0	36	54	78	485	6.8
Harris	68	2	1071	132	347	.380	62	200	.310	102	134	.761	12	100	112	123	130	0	35	56	16	428	6.3
Lee (TOT)	34	6	426	53	129	.411	16	55	.291	14	21	.667	9	45	54	37	32	0	21	14	3	136	4.0
Lee (DAL)	22	4	268	32	82	.390	11	39	.282	5	7	.714	3	24	27	21	19	0	13	9	1	80	3.6
Broekhoff	42	0	453	57	126	.452	38	93	.409	15	19	.789	8	55	63	22	35	0	6	16	4	167	4.0
Mejri	36	4	399	55	112	.491	11	34	.324	20	32	.625	36	95	131	35	55	0	10	21	26	141	3.9
Macon	8	0	90	10	27	.370	5	11	.455	4	7	.571	2	10	12	7	8	0	1	6	0	29	3.6
Antetokounmpo	2	0	11	0	3	.000	0	0	---	2	4	.500	0	1	1	0	0	0	2	1	0	2	1.0
Spalding	1	0	0	0	0	---	0	0	---	0	0	---	0	0	0	0	0	0	0	0	0	0	0.0
<b>MAVERICKS</b>	<b>82</b>	<b>-</b>	<b>19780</b>	<b>3182</b>	<b>7122</b>	<b>.447</b>	<b>1022</b>	<b>3002</b>	<b>.340</b>	<b>1541</b>	<b>2076</b>	<b>.742</b>	<b>832</b>	<b>2884</b>	<b>3716</b>	<b>1918</b>	<b>1650</b>	<b>5</b>	<b>533</b>	<b>1167</b>	<b>351</b>	<b>8927</b>	<b>108.9</b>
<b>OPPONENTS</b>	<b>82</b>	<b>-</b>	<b>19780</b>	<b>3357</b>	<b>7315</b>	<b>.459</b>	<b>918</b>	<b>2667</b>	<b>.344</b>	<b>1400</b>	<b>1802</b>	<b>.777</b>	<b>836</b>	<b>2840</b>	<b>3676</b>	<b>2011</b>	<b>1905</b>	<b>13</b>	<b>643</b>	<b>1065</b>	<b>368</b>	<b>9032</b>	<b>110.1</b>





**DIRK FINISHES CAREER SIXTH ON NBA'S ALL-TIME SCORING LIST:** Mavericks great Dirk Nowitzki, who announced that the 2018-19 season would be his last, will finish his career sixth on the NBA's all-time scoring list with 31,560 career points. Kareem Abdul-Jabbar (38,387), Karl Malone (36,928), Kobe Bryant (33,643), LeBron James (32,543) and Michael Jordan (32,292) are the only players in league history with more career points than the big German. Nowitzki passed Wilt Chamberlain (31,419) to reclaim the No. 6 spot on the NBA's all-time scoring list with a 20-foot jumper over Kenrich Williams at the 8:35 mark of the first quarter against New Orleans on 3/18/19 (the basket gave him four points for the game and 31,420 for his career). He was assisted by rookie Luka Dončić on the play. Through 3/18/19, there were 4,366 players who had appeared in an NBA game (and Nowitzki ranked sixth in scoring among those 4,366).

**DIRK'S HISTORIC 21ST SEASON:** Dirk Nowitzki played his 21st and final season with the Mavericks in 2018-19 – an NBA-record for a player to suit up for a single franchise. Kobe Bryant, who played 20 seasons for the Lakers from 1996-2016, held the previous record. Through 2018-19, Nowitzki's 21 seasons are tied for the most by any player in league history (Vince Carter, Kevin Garnett, Robert Parish and Kevin Willis have also played 21).

**DONČIĆ BECOMES SECOND MAVERICK TO WIN NBA ROOKIE OF THE YEAR AWARD:** Mavericks guard/forward Luka Dončić was named the 2018-19 Kia NBA Rookie of the Year, joining Jason Kidd as the only Mavericks ever to receive the honor (Kidd shared the award with Detroit's Grant Hill in 1994-95). The 6-7 Slovenian also became the first international player who did not attend a U.S. high school or college to garner the award since Spain's Pau Gasol won it for Memphis in 2001-02. Dončić received 98 of 100 first-place votes for the award from a global panel of sportswriters and broadcasters. Luka Dončić averaged 21.2 points, 7.8 rebounds and 6.0 assists per game as a rookie. He was one of only four NBA players (and the only rookie) to average at least 20 points, 7 rebounds and 6 assists per game in 2018-19. All-Stars LeBron James, Russell Westbrook and Nikola Jokić were the others.

**LUKA'S AVERAGES AMONG ALL-TIME NBA ROOKIES:** Mavericks rookie guard/forward Luka Dončić averaged 21.2 points, 7.8 rebounds and 6.0 assists per game in 2018-19. He joined Oscar Robertson as the only rookies in NBA history to average at least 20 points, 7 rebounds and 6 assists per game for a season. In fact, Michael Jordan is the only other rookie in league history to average at least 20-6-5 for a season.

**LUKA'S RANKINGS AMONG ROOKIES IN 2018-19:** Mavericks rookie guard/forward Luka Dončić averaged a team-high 21.2 points, 7.8 rebounds, a team-high 6.0 assists and 1.1 steals in 32.2 minutes per game this season. Among all rookies in 2018-19, he ranked first in scoring, second in rebounding, second in assists, fifth in steals and first in minutes.

**DONČIĆ'S TRIPLE-DOUBLES:** Luka Dončić, who turned 20 on Feb. 28, recorded eight triple-doubles in 2018-19 – the most by a Dallas rookie in team history. Prior to Dončić, Jason Kidd held the Mavericks rookie record for triple-doubles with four in 1994-95. Dončić's eight triple-doubles were also the second-most by a Dallas player in any one season in club history. Kidd, who had nine triple-doubles in 1995-96, is the only Maverick to record more in any one year. The Slovenian's eight triple-doubles marked the third-most by a rookie in league history. Oscar Robertson holds the NBA rookie record with 26 in 1960-61, while Ben Simmons ranks second with 12 in 2017-18. Dončić's eight triple-doubles in 2018-19 set the NBA record for the most by a player before his 21st birthday in NBA history. Magic Johnson, who recorded seven triple-doubles before turning 21, held the previous such record. Four of Dončić's eight career triple-doubles this season occurred before his 20th birthday (he has four of the five triple-doubles ever recorded by a teenager in NBA history). All four of those came in a 12-game stretch from 1/21-2/25/19. After going for 18 points, 11 rebounds and 10 assists at Milwaukee 1/21/19, he went for 35-12-10 vs. Toronto on 1/27/19, 19-10-11 vs. Charlotte on 2/6/19 and 28-10-10 at the L.A. Clippers on 2/25/19. Markelle Fultz, who registered a triple double vs. Milwaukee on 4/11/18 (at 19 years, 317 days), is the only other player in league history to produce a triple-double before the age of 20 (Fultz was 10 days younger than Dončić at the time of his first career triple-double). The former EuroLeague MVP (19 years, 343 days) broke Magic Johnson's record for the youngest player to three career triple-doubles in NBA history (Johnson had three through 20 years, 94 days). Dončić (19 years, 362 days) also broke LeBron James' record for the youngest player to four career triple-doubles (James had four through 20 years, 111 days). Three of Dončić's four triple-doubles as a 20-year-old occurred in a five-game stretch from 3/18-3/26/19. After posting 29 points, 13 rebounds and 10 assists in an overtime game vs. New Orleans (3/18/19), he went for 23-11-10 at Golden State (3/23/19) and 28-12-12 vs. Sacramento (3/26/19). His final triple-double as a 20-year-old occurred against Phoenix on 4/9/19, when he went for 21 points, a career-high 16 rebounds and 11 assists.



**NOWITZKI MAKES 14TH ALL-STAR APPEARANCE:** NBA Commissioner Adam Silver named Mavericks forward Dirk Nowitzki as a special roster addition for the 2019 NBA All-Star Game held in Charlotte (Miami's Dwyane Wade also received the honor). It marked the 14th All-Star appearance of Nowitzki's career (he played in 13 from 2002 to 2012 and 2014 to 2015). Nowitzki, 40, joined Kareem Abdul-Jabbar (1988, 1989) as the only players in NBA history to appear in an All-Star game at age 40-or-older. The big German delivered an incredibly efficient performance in his 14th All-Star Game, finishing with nine points in just 4 minutes of action. He made all three of the shots he attempted (he was a perfect 3-of-3 from 3-point range).

**DONČIĆ COMPETES FOR WORLD TEAM IN RISING STARS GAME; NOWITZKI SERVES AS HONORARY COACH:** Mavericks rookie Luka Dončić competed for the World Team in the 2019 MTN DEW ICE Rising Stars game at All-Star 2019. The 6-7 Slovenian finished with 13 points, five rebounds, a team-high nine assists and two steals in 24 minutes of action. Mavericks forward Dirk Nowitzki served as the honorary coach for the international squad, which fell to the U.S. Team, 161-144.

**DONČIĆ PARTICIPATES IN SKILLS CHALLENGE:** Mavericks rookie guard/forward Luka Dončić took part in the Taco Bell Skills Challenge as part of 2019 State Farm® All-Star Saturday Night. He became the first Maverick ever to compete in the NBA Skills Challenge since it was first introduced in 2003. Dončić defeated the L.A. Lakers' Kyle Kuzma in the first round, before falling to Atlanta's Trae Young in the semifinals.

**NOWITZKI COMPETES IN 3-POINT CONTEST:** Mavericks forward Dirk Nowitzki competed in the 2019 MTN DEW 3-Point Contest as part of State Farm® All-Star Saturday Night. He took part in the competition for the sixth time in his career and the first since 2008. Nowitzki posted a respectable score of 17 in the first round, but failed to finish in the top-3 of the competition for the first time in six tries. Nowitzki is the only Maverick ever to win the competition, bringing home the title in 2006 when the event was held in Houston.

**NO. 77 IN THE CLUTCH:** Dončić, who turned just 20 years old on Feb. 28, 2019, showed the ability to come up big for Dallas in crunch time this past season. The not-your-average rookie scored 120 points in clutch time (where the score is within 5 points in the final 5 minutes of the fourth quarter or overtime) this past year, which was the 10th-most clutch points among all NBA players in 2018-19 (and the most among all first-year players). James Harden (192), Kemba Walker (174), Kyrie Irving (159), Kawhi Leonard (152), Paul George (145), Mike Conley (137), Bradley Beal (125), Russell Westbrook (123) and Damian Lillard (122) were the only players with more clutch points in 2018-19 (Conley was the only one of those nine not named an All-Star in 2019).

**LUKA DONČIĆ COMPLETES SWEEP OF KIA NBA WESTERN CONFERENCE ROOKIE OF THE MONTH AWARD:** Mavericks guard/forward Luka Dončić was named the Kia NBA Western Conference Rookie of the Month for games played in March and April, completing his season sweep of the award. He became the first player from either conference to sweep the award in every month of the season since Minnesota's Karl-Anthony Towns in 2015-16 (Towns won it all six times that year). Prior to Dončić, no Maverick had garnered the award more than three times (Jay Vincent won it three times in 1981-82 – the previous team record). The former EuroLeague MVP, who didn't turn 20 until Feb. 28, increased his scoring average in each of the first four months of the season (18.5 ppg in October/November, 21.1 ppg in December, 22.4 ppg in January, 24.4 ppg in February), and narrowly failed to achieve the feat in each of the first five months (he averaged 22.1 ppg in April/March).

**DIRK GOES FOR 20 AND 10 IN FINAL GAME:** In his final career game (1,522nd career), Mavericks forward Dirk Nowitzki recorded his first double-double of the season (411th career) with a team-high 20 points to go along with 10 boards in 32 minutes at San Antonio on 4/10/19. Nowitzki, 40, became the eighth player in NBA history to post a double-double at age 40-or-older (joining Robert Parish, John Stockton, Karl Malone, Kareem Abdul-Jabbar, Michael Jordan, Dikembe Mutombo and Steve Nash). It marked Nowitzki's 324th career 20-point, 10-rebound game and his first since 3/11/17 vs. Phoenix (23 points and 11 boards).



**DIRK DROPS 30 IN FINAL HOME GAME:** Mavericks forward Dirk Nowitzki poured in a season-high (team-high) 30 points (11-31 FGs, 5-14 3FGs, 3-3 FTs), including Dallas' first 10 points of the game, to go along with eight rebounds, a season-high-tying three assists and one block in a season-high 33 minutes in the Mavericks' 120-109 win over the Suns at American Airlines Center on 4/9/19. At 40 years, 294 days, Nowitzki became the oldest player in NBA history to produce a 30-point game. The previous oldest was the great Michael Jordan (Jordan had 39 points at New York on 3/9/03 – at 40 years, 20 days). In fact, Nowitzki joined MJ as the only players in league history to score 30 at age 40-or-older (Jordan had four 30-point games as a 40-year-old in 2002-03). It marked Nowitzki's 245th career 30-point effort and his first since 3/20/16 vs. Portland (40 points in an OT game). It was also the first time he scored 30 in a regulation-length game since 3/12/16 vs. Indiana (30 points). The Mavericks improved to 186-59 (.759) all-time when Nowitzki scores 30. He attempted 31 field goals on the night, his most shots in a game since 11/3/10 at Denver (15-of-31, .484). Dallas improved to 8-3 (.727) all-time when the big German puts up at least 30 shots in a game. Following the game, a special ceremony was held honoring Nowitzki's historic 21st season with the Mavericks. During the ceremony, Nowitzki announced that the 2018-19 season would be his last and that he had played his final home game in a Dallas uniform.

**DONČIĆ'S 30-POINT GAMES:** Mavericks rookie Luka Dončić recorded eight 30-point games in 2018-19 (31 at San Antonio 10/28/18, 32 at the L.A. Clippers 12/20/18, 34 at New Orleans 12/28/18, 30 vs. Phoenix 1/9/19, 32 vs. Detroit 1/25/19, 35 vs. Toronto 1/27/19, 35 at Cleveland 2/2/19, 31 at Washington 3/6/19). It marked the second-most 30-point efforts by a Mavericks rookie in franchise history. Jay Vincent (15 in 1981-82) is the only Dallas rookie to produce more. Seven of Dončić's eight 30-point outings in 2018-19 occurred before his 20th birthday (prior to 2/28/19). That's tied for the third-most 30-point efforts by a teenager in NBA history (Kevin Durant also had 7). LeBron James, who didn't turn 20 until midway through his sophomore season, holds the record for most 30-point games by a teenager with 20. Carmelo Anthony ranks second with 10.

**DONČIĆ GETS TO 1,000 POINTS IN 50 GAMES, BECOMES 7TH TEENAGER TO REACH MILESTONE:** Mavericks rookie guard/forward Luka Dončić entered his 50th career game (at Cleveland 2/2/19) needing just a single point for 1,000 in his career (he had 999 points through 49 career games). He exploded for 35 points, including 28 in the first half (18 in the first quarter), in the Mavericks' 111-98 win over the Cavaliers on 2/2/19 (it gave him 1,034 points through 50 career games). Dončić tied the Mavericks rookie record for fastest to 1,000 career points (Jay Vincent also reached the milestone in 50 games in 1981-82). The former EuroLeague MVP also tied Tyreke Evans (50 games in 2009-10) as the third-fastest player (in terms of games played) to 1,000 career points this millennium. Since 2000-01, Blake Griffin (44 in 2010-11) reached the milestone in the fewest number of games, while LeBron James (49 in 2003-04) got there in the second-fewest. All three of the aforementioned James (2004), Evans (2010) and Griffin (2011) went on to win the NBA Rookie of the Year award. Dončić, who didn't turn 20 until Feb. 28, also became the seventh player in NBA history to reach 1,000 career points as a teenager. James (19 years, 41 days) is the youngest player in league history to reach the milestone, followed by Kobe Bryant (19 years, 127 days), Kevin Durant (19 years, 146 days), Devin Booker (19 years, 162 days), Carmelo Anthony (19 years, 256 days), Dwight Howard (19 years, 331 days) and Dončić (19 years, 339 days).

**LUKA AND LEBRON:** In a five-game stretch from 12/18-12/26/18, then 19-year-old Luka Dončić posted three stat lines that only the great LeBron James achieved as a teenager. The former EuroLeague MVP tallied 23 points, six rebounds and a career-high (team-high) 12 assists at Denver on 12/18/18. Dončić not only joined James as the sole teenagers in NBA history to post at least 23 points, six assists and 12 assists in a game (James had two such games – one as a rookie in 2003-04 and one as a second-year player in 2004-05), but he also joined Jason Kidd as the only rookies in Mavericks history to go for at least 23-6-12. Kidd had one such game as a rookie in 1994-95 (at Sacramento on 1/24/95), and coincidentally, went for exactly 23-6-12 in it. In the game following his 23-6-12 effort, Dončić produced a game-high-tying 32 points to go along with four rebounds (4 OR), five assists and a career-high (game-high) four steals at the L.A. Clippers on 12/20/18. The list of teenagers to record a 32-4-5-4 effort again included just Dončić and James. The day after Christmas (12/26/18), the 6-7 guard/forward went for a team-high 21 points to go along with nine rebounds and a game-high 10 assists in Dallas' 122-119 win over New Orleans. Dončić not only joined James as the only teenagers in league history to record a 21-9-10 game, but he coincidentally achieved the stat line 14 years to the day from James did it (James – 12/26/04; Dončić – 12/26/18) and against the same opponent in New Orleans. During the five-game stretch from 12/18-12/26/18, Dončić averaged 23.6 points, 6.6 rebounds and 7.6 assists per game. Once January rolled around, Dončić posted another game of at least 23 points, six rebounds and 12 assists as a teenager when he went for 29-8-12 at Minnesota on 1/11/19. He also recorded two additional 21-9-10 games as a 19-year-old when he went for 35-12-10 vs. Toronto (1/27/19) and 28-10-10 at the L.A. Clippers (2/25/19).



**20,000 MANIAACS:** The Mavericks have sold out 719 consecutive regular-season home games, which is an NBA-best sellout streak. The streak began on 12/15/01 and Dallas has sold out an additional 67 playoff games during that same stretch (it's 786 straight sellouts including playoffs). The Portland Trail Blazers (814 straight sellouts, 4/9/77-11/16/95) are the only team in NBA history with a longer consecutive home sellout streak (regular season and playoffs) than the Mavericks. The listed capacity for American Airlines Center is 19,200 but that can be surpassed because of attendance in the suites. Since moving into American Airlines Center (2001-02 season), the Mavericks have posted a home mark of 504-226 (.690) during the regular season. The Mavericks' game versus the L.A. Clippers on 12/2/18 was their 700th regular-season game at the AAC and their game against San Antonio on 1/16/19 marked their 700th straight regular-season sellout in the building. Dallas' 102-101 come-from-behind win over Portland on 2/10/19 was its 500th regular-season win at the AAC. The Mavericks have sold out all 41 home games in each of the last 16 seasons (2002-18).

**CARLISLE ON THE NBA'S ALL-TIME WINS LIST:** Rick Carlisle wrapped up the 2018-19 season with an all-time record of 751-627 (.545) as a head coach. He recorded his 750th career victory with Dallas' 129-127 overtime win at Memphis on 4/7/19, becoming the 17th coach in NBA history to reach the milestone. Carlisle reached the mark in his 1,376th game as a head coach and his 884th game with the Mavericks (he went 750-626, .545, in his first 1,376 games overall, and 469-415, .531, in his first 884 games with Dallas).

**POWELL'S POST ALL-STAR BREAK PROGRESSION:** Mavericks center Dwight Powell had a tremendous post All-Star break in 2018-19. He scored 20-plus points seven times after the break (including five times in his first 10 games following the break), after he failed to hit 20 in each of his 53 games before the break. In fact, Powell scored 20 just four times in his first four seasons combined (once in 2016-17 and 3 times in 2017-18) prior to his monster second half in 2018-19. Five of Powell's seven double-digit rebounding efforts in 2018-19 also occurred after the break. The fifth-year big man scored in double figures in a career-high eight consecutive games from 2/22-3/8/19, averaging 17.5 points, 7.1 rebounds, 3.3 assists and 32.8 minutes per game in that stretch. Powell's previous high double-figure scoring streak was four on four occasions (he scored 10-plus points in four straight games once in 2015-16, once in 2016-17, once in 2017-18 and once in 2018-19). After going for 20 points vs. Denver on 2/22/19, Powell posted a then career-high 24 points (10-11 FGs, 2-2 3FGs, 2-2 FTs) at the L.A. Clippers on 2/25/19. The former Stanford standout then registered a team-high 20 points (6-7 FGs, 5-6 3FGs, 3-4 FTs) to go along with a team-high-tying six rebounds and a career-high (team-high) six assists at Brooklyn on 3/4/19. He led the Mavericks in points, rebounds and assists for the first time in 308 games with the franchise (including ties). He also knocked down a career-high five 3-pointers against the Nets. On 3/6/19 at Washington, Powell poured in a career-high 26 points (11-12 FGs, 1-1 3FGs, 3-6 FTs) to go along with 10 rebounds. He made his first 10 shots from the field against the Wizards and finished 11-of-12 (.917) from the floor on the night. His 91.7 percent shooting percentage against the Wizards was tied for the second-highest field goal percentage by a Maverick in a game (minimum 10 field goal attempts). Brandon Wright went a perfect 10-of-10 (1.000) from the floor at the L.A. Lakers on 4/4/14 and Rolando Blackman had an 11-of-12 (.917) night vs. Chicago on 11/24/82. On 3/12/19 vs. San Antonio, Powell totaled 20 points and a game-high-tying seven boards. On 3/26/19 vs. Sacramento, he totaled 21 points (6-7 FGs, 9-11 FTs), a season-high (game-high) 13 rebounds, three assists and a career-high (game-high) four blocks. On 4/3/19 vs. Minnesota, he totaled 25 points (8-9 FGs, 9-10 FTs), his second-highest career scoring game, to go along with eight boards in 31 minutes. Below are Powell's stats both before and after the 2019 All-Star break.

**BRUNSON'S BIG NUMBERS AFTER THE ALL-STAR BREAK:** Mavericks rookie Jalen Brunson elevated his game after the All-Star break. All four of his 20-point occurred after the break. The former National Player of the Year poured in a career-high (game-high) 34 points (12-16 FGs, 3-6 3FGs, 7-7 FTs) in 37 minutes vs. San Antonio on 3/12/19. In 116 career collegiate games (115 starts) at Villanova, Brunson's highest-scoring effort was 31 points (four times). Brunson scored in double figures in a career-high 15 consecutive games from 3/4-4/1/19. During that 15-game run, he averaged 15.8 points, 2.8 rebounds and 4.6 assists in 30.1 minutes per game. He shot 55.4 percent (92-166 FGs) from the field, 37.5 percent (21-56 3FGs) from beyond the arc and 80 percent (32-40 FTs) from the charity stripe in that stretch (3/4-4/1/19). Brunson saw his career-best double-digit scoring streak come to an end against Minnesota on 4/3/19 when he finished with nine points against the Timberwolves. He actually finished the season by scoring nine-plus points in each of his final 19 games however (3/4-4/10/19). Brunson also recorded a career-high 10 assists in two of his final three games (his two point/assist double-doubles in 2018-19 both occurred in the team's final three games – he had 12 points and 10 assists at Memphis on 4/7/19 and 11 points and 10 assists in the season finale at San Antonio on 4/10/19).



**RAINING THREES:** The Mavericks have hit at least five 3-pointers in a franchise-record 264 consecutive regular-season games (3/9/16-4/10/19). It's the second-longest such streak in NBA history (Houston is currently riding an NBA-record streak of 267 straight games with at least five triples from 3/5/16-4/9/19). Dallas' streak has now lasted over three calendar years. The previous team record was 56 straight games with five-plus triples from 4/10/15-2/3/16. The Mavericks recorded two games with 21-or-more 3-pointers in 2018-19, after they had just one game with 21-plus triples in their previous 38 seasons combined. Dallas went 22-of-53 (.415) from beyond the arc vs. Milwaukee on 2/8/19, tying a franchise record for 3-pointers made in a game (22-of-39, .564, at New Orleans 12/29/17). The Mavericks also went 21-of-49 (.429) from long distance at Golden State on 3/23/19, marking their third-most triples in a game in team history. Dallas put together a franchise-record streak of four consecutive games with 15-or-more 3-pointers from 3/23-3/31/19. Prior to their four-game run, the team's longest streak of consecutive games with 15-plus triples was three (Dallas had one such three-game streak in 1995-96 and one in 2017-18). During the four-game streak (3/23-3/31/19), the Mavericks went 68-of-185 (.368) from beyond the arc (and averaged 17.0 trifectas per game in that span). The Mavericks also attempted 50-plus 3-pointers three times in 2018-19, after they hadn't done so once in their previous 38 seasons. Dallas finished 1,022-of-3,002 (.340) from long distance in 2018-19, setting new team records for 3-pointers made and attempted in a season (Dallas went 967-of-2,688, .360, from deep in 2017-18, which was its previous most 3-pointers made and attempted in a season). For the first time in the 39-year history of the franchise, the Mavericks attempted 3,000-plus 3-pointers and made 1,000-plus triples in a season.

**MAVS SCORE FRANCHISE-HIGH 84 BENCH POINTS IN OT WIN AT MEMPHIS:** The Mavericks' bench outscored the Grizzlies' bench, 84-35, in their 129-127 overtime win at FedExForum on 4/7/19. The 84 bench points marked a new franchise record. Dallas' previous most bench points in a game was 77 in a 118-113 road win over the Kansas City Kings on 11/5/82. All six Mavericks that appeared as a reserve on 4/7/19 scored at least five points apiece: Trey Burke (24), Salah Mejri (19), Dorian Finney-Smith (16), Daryl Macon (12), Ryan Broekhoff (8) and Devin Harris (5).

**HARRIS AND BAREA BOTH DELIVER HISTORIC BENCH PERFORMANCES IN LIMITED MINUTES AT HOUSTON:** Veteran guards Devin Harris and J.J. Barea both delivered historically efficient bench performances in the Mavericks' 128-108 win at Houston on 11/28/18. Harris produced a season-high (team-high-tying) 20 points (6-8 FGs, 5-6 3FGs, 3-3 FTs), including 15 in the fourth quarter, to go along with four assists and a season-high (game-high-tying) two blocks in just 15 minutes off the bench. Barea finished with 13 points (5-9 FGs, 1-2 3FGs, 2-2 FTs), a season-high (team-high) 12 assists, three rebounds and one steal in just 18 minutes off the pine. Both performances were the first of their kind by reserves since the NBA began marking starters and subs on the box score in 1970-71. Harris became the first reserve in NBA history (since 1970-71) to total at least 20 points and four assists in 15-or-fewer minutes, while Barea became the first sub to record at least 10 points and 12 assists in 18 minutes or less. As a unit, Dallas' bench outscored Houston's bench, 61-25, on the night.

**NOWITZKI ON THE NBA'S ALL-TIME GAMES PLAYED LIST:** Mavericks forward Dirk Nowitzki will finish his career third all-time in NBA regular-season games played with 1,522. Robert Parish (1,611) and Kareem Abdul-Jabbar (1,560) are the only players in league history to appear in more games than the big German. Nowitzki played in his 1,477th career game against New Orleans on 12/26/18, passing Karl Malone (1,476) for fourth place on the NBA's all-time games played list. The 14-time All-Star appeared in his 1,500th career game at the L.A. Clippers on 2/25/19, becoming the fourth player in league history to reach the milestone. He played in his 1,505th career game at Orlando on 3/8/19, passing John Stockton (1,504) for third place on the NBA's all-time games played list. The 21st-year forward also broke Stockton's record for the most games played with a single team (Stockton spent his entire 19-year career with the Jazz). Nowitzki played in 77 of Dallas' first 78 games in 2017-18. His 77 games last year were the most by a player in his 20th season in NBA history (previous most: 74 – Robert Parish played in 74 games with Charlotte in 1995-96 and Kareem Abdul-Jabbar appeared in 74 with the Lakers in 1988-89).

**DALLAS HITS FRANCHISE-RECORD 10 THREES IN OPENING QUARTER AT CHARLOTTE:** The Mavericks went 10-of-17 (.588) from deep in the opening period at Charlotte on 1/2/19, setting a new franchise record for most 3-pointers made in a quarter. The previous team record was nine (three times). Luka Dončić (3), Dennis Smith Jr. (2), Wesley Matthews (1), Harrison Barnes (1), Dirk Nowitzki (1), J.J. Barea (1) and Devin Harris (1) all hit at least one triple in the first quarter against Charlotte. The Mavericks posted a 42-point first quarter against the Hornets (Dallas outscored Charlotte 42-26 in the opening frame) en route to a 38-point win (122-84).



# SEASON STATISTICS & RESULTS

DATE	OPPONENT	W/L	SCORE DAL-OPP	HOME RECORD	ROAD RECORD	TOTAL RECORD	DALLAS HI SCORER	PT	DALLAS HI REBR	RB	DALLAS HI ASSISTS	AST	OPPONENT HI SCORER	PT	ATTEND
OCT 17	@ PHOENIX	L	100-121	0-0	0-1	0-1	POWELL	16	JORDAN	12	BAREA	10	BOOKER	35	18,055
OCT 20	MINNESOTA	W	140-136	1-0	0-1	1-1	DONCIC	26	JORDAN	10	BAREA	11	TOWNS	31	20,205
OCT 22	CHICAGO	W	115-109	2-0	0-1	2-1	MATTHEWS	20	JORDAN	16	DONCIC	6	LAVINE	34	19,291
OCT 24	@ ATLANTA	L	104-111	2-0	0-2	2-2	MATTHEWS	23	JORDAN	16	BAREA	9	BAZEMORE	32	16,705
OCT 26	@ TORONTO	L	107-116	2-0	0-3	2-3	DONCIC	22	JORDAN	15	JORDAN	5	LEONARD	21	19,800
OCT 28	UTAH	L	104-113	2-1	0-3	2-4	SMITH	27	JORDAN	19	JORDAN	9	GOBERT	23	19,571
OCT 29	@ SAN ANTONIO	L	108-113(O)	2-1	0-4	2-5	DONCIC	31	JORDAN	19	DONCIC	4	DEROZAN	34	18,354
OCT 31	@ L.A. LAKERS	L	113-114	2-1	0-5	2-6	MATTHEWS	21	JORDAN	12	BAREA	10	JAMES	29	18,997
NOV 2	NEW YORK	L	106-118	2-2	0-5	2-7	SMITH	23	JORDAN	10	DONCIC/BAREA	6	TRIER	23	20,008
NOV 6	WASHINGTON	W	119-100	3-2	0-5	3-7	DONCIC	23	BARNES	13	BAREA	8	WALL	24	19,234
NOV 7	@ UTAH	L	102-117	3-2	0-6	3-8	DONCIC	24	JORDAN	12	MATTHEWS	4	MITCHELL	23	18,306
NOV 10	OKLAHOMA CITY	W	111-96	4-2	0-6	4-8	DONCIC	22	JORDAN	9	DONCIC	8	GEORGE	20	19,818
NOV 12	@ CHICAGO	W	103-98	4-2	1-6	5-8	BARNES	23	JORDAN	16	BAREA	5	LAVINE	26	19,012
NOV 14	UTAH	W	118-68	5-2	1-6	6-8	BARNES	19	JORDAN	10	BAREA	5	RUBIO	11	19,371
NOV 17	GOLDEN STATE	W	112-109	6-2	1-6	7-8	DONCIC	24	JORDAN	10	SMITH	6	DURANT	32	20,260
NOV 19	@ MEMPHIS	L	88-98	6-2	1-7	7-9	SMITH	19	JORDAN	20	SMITH	5	CONLEY	28	15,997
NOV 21	BROOKLYN	W	119-113	7-2	1-7	8-9	BARNES	28	JORDAN	14	BAREA	7	CRABBE	27	19,926
NOV 24	BOSTON	W	113-104	8-2	1-7	9-9	BAREA/BARNES	20	JORDAN	13	DONCIC/BAREA	8	TATUM	21	20,226
NOV 28	@ HOUSTON	W	128-108	8-2	2-7	10-9	HARRIS/DONCIC	20	JORDAN	7	BAREA	12	HARDEN	25	18,055
NOV 30	@ L.A. LAKERS	L	103-114	8-2	2-8	10-10	BARNES	29	JORDAN	12	DONCIC	5	JAMES	28	18,997
DEC 2	L.A. CLIPPERS	W	114-110	9-2	2-8	11-10	BARNES	30	JORDAN	23	SMITH	5	HARRELL	23	19,551
DEC 4	PORTLAND	W	111-102	10-2	2-8	12-10	DONCIC	21	JORDAN	16	SMITH	9	LILLARD	33	19,341
DEC 5	@ NEW ORLEANS	L	106-132	10-2	2-9	12-11	BARNES	16	POWELL	10	BRUNSON	7	DAVIS/RANDLE	27	14,810
DEC 8	HOUSTON	W	107-104	11-2	2-9	13-11	MATTHEWS	21	JORDAN	20	BAREA	4	HARDEN	35	20,254
DEC 10	ORLANDO	W	101-76	12-2	2-9	14-11	BARNES	19	DONCIC	11	DONCIC	9	SIMMONS	18	19,334
DEC 12	ATLANTA	W	114-107	13-2	2-9	15-11	BARNES	25	JORDAN	11	DONCIC	6	YOUNG	24	19,643
DEC 13	@ PHOENIX	L	89-99	13-2	2-10	15-12	BARNES	15	JORDAN	15	DONCIC	6	WARREN	30	13,265
DEC 16	SACRAMENTO	L	113-120	13-3	2-10	15-13	DONCIC	28	JORDAN	23	DONCIC	9	HIELD/FOX	28	19,935
DEC 18	@ DENVER	L	118-126	13-3	2-11	15-14	BARNES	30	JORDAN	12	DONCIC	12	JOKIC	32	15,764
DEC 20	@ L.A. CLIPPER	L	121-125	13-3	2-12	15-15	DONCIC	32	JORDAN	22	BAREA	8	GALLINARI	32	17,528
DEC 22	@ GOLDEN STATE	L	116-120	13-3	2-13	15-16	MATTHEWS	25	JORDAN	23	BAREA	6	DURANT	29	19,596
DEC 23	@ PORTLAND	L	118-121(O)	13-3	2-14	15-17	BARNES	27	DONCIC	11	BAREA	8	LILLARD	33	19,707
DEC 26	NEW ORLEANS	W	122-119	14-3	2-14	16-17	DONCIC	21	JORDAN	12	DONCIC	10	DAVIS	32	20,340
DEC 28	@ NEW ORLEANS	L	112-114	14-3	2-15	16-18	DONCIC	34	JORDAN	15	KLEBER/BAREA	4	DAVIS	48	18,364
DEC 30	OKLAHOMA CITY	W	105-103	15-3	2-15	17-18	DONCIC	25	JORDAN	17	BAREA	10	GEORGE	36	20,380
DEC 31	@ OKLAHOMA CIT	L	102-122	15-3	2-16	17-19	BARNES	25	JORDAN	10	BAREA	8	WESTBROOK	32	18,203
JAN 2	@ CHARLOTTE	W	122-84	15-3	3-16	18-19	SMITH/DONCIC	18	JORDAN	13	SMITH	7	WALKER	11	16,955
JAN 4	@ BOSTON	L	93-114	15-3	3-17	18-20	BARNES	20	JORDAN	15	DONCIC	4	BROWN	21	18,624
JAN 5	@ PHILADELPHIA	L	100-106	15-3	3-18	18-21	MATTHEWS	18	BRUNSON	11	BRUNSON	8	EMBIID	25	20,656
JAN 7	L.A. LAKERS	L	97-107	15-4	3-18	18-22	DONCIC	27	JORDAN	19	BAREA	3	B. INGRAM	29	20,354
JAN 9	PHOENIX	W	104-94	16-4	3-18	19-22	DONCIC	30	KLEBER	9	MATTHEWS	5	WARREN	20	19,596
JAN 11	@ MINNESOTA	W	119-115	16-4	4-18	20-22	DONCIC	29	JORDAN	15	DONCIC	12	TOWNS	30	18,978
JAN 13	GOLDEN STATE	L	114-119	16-5	4-18	20-23	DONCIC	26	JORDAN	14	MATTHEWS	5	CURRY	48	20,340
JAN 16	SAN ANTONIO	L	101-105	16-6	4-18	20-24	DONCIC	25	JORDAN	9	DONCIC	8	BEINELLI	17	20,214
JAN 19	@ INDIANA	L	99-111	16-6	4-19	20-25	BARNES	20	JORDAN	16	DONCIC	6	EVANS	19	17,508
JAN 21	@ MILWAUKEE	L	106-116	16-6	4-20	20-26	DONCIC	18	JORDAN	15	DONCIC	10	ANTETOKOUNMPO	31	17,963
JAN 22	L.A. CLIPPERS	W	106-98	17-6	4-20	21-26	BARNES	20	JORDAN	16	DONCIC	6	BEVERLEY	16	19,466
JAN 25	DETROIT	W	106-101	18-6	4-20	22-26	DONCIC	32	JORDAN	11	DONCIC	8	GRIFFIN	35	20,327
JAN 27	TORONTO	L	120-123	18-7	4-20	22-27	DONCIC	35	DONCIC	12	DONCIC	10	LEONARD	33	20,308
JAN 30	@ NEW YORK	W	114-90	18-7	5-20	23-27	BARNES	19	SMITH	10	SMITH	15	KNOX	17	18,842
JAN 31	@ DETROIT	L	89-93	18-7	5-21	23-28	BARNES	27	MEJRI	9	BRUNSON	6	GRIFFIN	24	14,075
FEB 2	@ CLEVELAND	W	111-98	18-7	6-21	24-28	DONCIC	35	DONCIC	11	DONCIC	6	CLARKSON	19	19,432
FEB 6	CHARLOTTE	W	99-93	19-7	6-21	25-28	DONCIC	19	POWELL	12	DONCIC	11	WALKER	30	19,606
FEB 8	MILWAUKEE	L	107-122	19-8	6-21	25-29	DONCIC	20	POWELL	8	BURKE	5	ANTETOKOUNMPO	29	20,420
FEB 10	PORTLAND	W	102-101	20-8	6-21	26-29	DONCIC	28	DONCIC	9	BRUNSON	7	LILLARD	30	20,340
FEB 11	@ HOUSTON	L	104-120	20-8	6-22	26-30	DONCIC	21	DONCIC	10	DONCIC	8	HARDEN	31	18,055
FEB 13	MIAMI	L	101-112	20-9	6-22	26-31	HARDWAY	20	DONCIC	12	DONCIC	9	WADE	22	20,364
FEB 22	DENVER	L	104-114	20-10	6-22	26-32	BRUNSON	22	FINNEY-SMITH	9	HARRIS	5	JOKIC	19	20,382
FEB 23	@ UTAH	L	109-125	20-10	6-23	26-33	HARDWAY	21	BURKE	7	POWELL	5	MITCHELL/RUBIO	25	18,306
FEB 25	@ L.A. CLIPPER	L	112-121	20-10	6-24	26-34	DONCIC	28	DONCIC	10	DONCIC	10	HARRELL	32	19,068
FEB 27	INDIANA	W	110-101	21-10	6-24	27-34	DONCIC	26	DONCIC	10	DONCIC	7	BOGDANOVIC	22	19,978
MAR 2	MEMPHIS	L	81-111	21-11	6-24	27-35	DONCIC	22	POWELL	8	POWELL	4	VALANCIUNAS	20	20,233
MAR 4	@ BROOKLYN	L	88-127	21-11	6-25	27-36	POWELL	20	DONCIC	6	POWELL	6	CARROLL	22	17,064
MAR 6	@ WASHINGTON	L	123-132	21-11	6-26	27-37	DONCIC	31	DONCIC	11	BRUNSON	8	BEAL	30	16,867
MAR 8	@ ORLANDO	L	106-111	21-11	6-27	27-38	DONCIC	24	DONCIC	8	BRUNSON	9	ROSS	22	19,196
MAR 10	HOUSTON	L	93-94	21-12	6-27	27-39	DONCIC	19	DONCIC	15	DONCIC	9	GORDON	26	20,423
MAR 12	SAN ANTONIO	L	105-112	21-13	6-27	27-40	BRUNSON	34	FINNEY-SMITH	7	DONCIC	7	DEROZAN	33	20,366
MAR 14	@ DENVER	L	99-100	21-13	6-28	27-41	DONCIC	24	KLEBER/DONCIC	11	DONCIC	9	MILLSAP	33	19,520
MAR 16	CLEVELAND	W	121-116	22-13	6-28	28-41	HARDWAY	22	KLEBER	12	HARRIS	9	SEXTON	28	20,347
MAR 18	NEW ORLEANS	L	125-129(O)	22-14	6-28	28-42	DONCIC	29	DONCIC	13	DONCIC	10	RANDLE	30	20,276
MAR 20	@ PORTLAND	L	118-126	22-14	6-29	28-43	DONCIC	24	POWELL	9	DONCIC	6	LILLARD	33	19,803
MAR 21	@ SACRAMENTO	L	100-116	22-14	6-30	28-44	JACKSON	19	DONCIC	10	POWELL	5	HIELD	29	17,583
MAR 23	@ GOLDEN STATE	W	126-91	22-14	7-30	29-44	DONCIC	23	DONCIC	11	DONCIC	10	DURANT	25	19,596
MAR 26	SACRAMENTO	L	121-125	22-15	7-30	29-45	DONCIC	28	POWELL	13	DONCIC	12	FOX	23	20,168
MAR 28	@ MIAMI	L	99-105	22-15	7-31	29-46	DONCIC	19	KLEBER	10	DONCIC	7	DRAGIC	23	18,851
MAR 31	@ OKLAHOMA CITY	W	106-103	22-15	8-31	30-46	BURKE	25	NOWITZKI	13	BURKE	8	GEORGE	27	18,203
APR 1	PHILADELPHIA	W	122-102	23-15	8-31	31-46	JACKSON	24	MEJRI	14	BRUNSON	7	REDICK	26	19,645
APR 3	MINNESOTA	L	108-110	23-16	8-31	31-47	DONCIC	27	DONCIC	12	DONCIC	6	TOWNS	28	19,576
APR 5	MEMPHIS	L	112-122	23-17	8-31	31-48	LEE	21	NOWITZKI	7	LEE	7	WRIGHT	26	20,111
APR 7	@ MEMPHIS	W	129-127(O)	23-17	9-31	32-48	BURKE	24	FINNEY-SMITH	12	BRUNSON	10	HOLIDAY	30	16,744
APR 9	PHOENIX	W	120-109	24-17	9-31	33-48	NOWITZKI	30	DONCIC	16	DONCIC	11	CRAWFORD	51	21,041
APR 10	@ SAN ANTONIO	L	94-105	24-17	9-32	33-49	NOWITZKI	20	POWELL	11	BRUNSON	10	ALDRIDGE	34	18,629



## TEAM RECORD

	RECORD	HOME	ROAD	OT
OVERALL	33-49	24-17	9-32	1-3
ATLANTIC	4-6	3-2	1-4	
CENTRAL	6-4	4-1	2-3	
SOUTHEAST	5-5	4-1	1-4	
EASTERN	15-15	11-4	4-11	
SOUTHWEST	4-12	2-6	2-6	1-2
NORTHWEST	8-10	6-3	2-7	0-1
PACIFIC	6-12	5-4	1-8	
WESTERN	18-34	13-13	5-21	1-3

## HEAD COACH: RICK CARLISLE

OVERALL:	17 YEARS	751 WON	627 LOST	.545 PCT.
W/CLUB :	11 YEARS	470 WON	416 LOST	.530 PCT.

## TEAM WINNING & LOSING STREAKS

LONG:	OVERALL WIN - 4 LOSS - 7	HOME WIN - 11 LOSS - 3	ROAD WIN - 2 LOSS - 9
-------	--------------------------------	------------------------------	-----------------------------

MARGINS	1	2	3	4	5	6	7	8	9	10	11	12	13	14	15	16	17	18	19	20	21	22	23
WON BY:	1	2	4	3	3	3	1	1	3	1	1		1		1				1	2			
LOST BY:	3	2	2	6	3	2	3	2	4	6	3	2			2	3				1	2		

MARGINS	24	25	26	27	28	29	30	31	32	33	34	35	36	37	38	39	40	41	42	43	44	45	46+
WON BY:	1	1										1			1								1
LOST BY:			1					1								1							

AT START OF:	OVERALL	HOME	ROAD	FG%	OVERALL	HOME	ROAD
2ND- AHEAD:	25-16	17-6	8-10	-44%	8-33	7-12	1-21
-BEHIND:	7-32	6-10	1-22	45-49%	18-14	13-4	5-10
- TIED:	1-1	1-1	0-0	50-54%	5-2	2-1	3-1
3RD- AHEAD:	23-14	15-6	8-8	55-59%	2-0	2-0	0-0
-BEHIND:	8-34	7-10	1-24	+60%	0-0	0-0	0-0
- TIED:	2-1	2-1	0-0				
4TH- AHEAD:	27-8	19-3	8-5				
-BEHIND:	5-40	4-14	1-26				
- TIED:	1-1	1-0	0-1				



## TEAM BREAKDOWN AND PLAYER HIGHS

PLAYER	MINUTES	FIELD GOALS	FREE THROWS	OFF.	REBOUNDS DEF.	TOTAL	ASSISTS	STEALS	TO	BLOCKED SHOTS	POINTS
KOSTAS ANETOKOUNMPO	6C MAR. 20 AT PORT.	0C	1C(2) MAR. 23 AT G.S.	0C	1C MAR. 20 AT PORT.	1C MAR. 20 AT PORT.	0C	2C MAR. 20 AT PORT.	1C MAR. 20 AT PORT.	0C	1C(2) MAR. 23 AT G.S.
J.J. BAREA	29 (2) DEC. 26 VS N.O.	9 (2) DEC. 2 VS LA-C	7 NOV. 7 AT UTAH	1 (13) JAN. 11 AT MINN.	5 (2) DEC. 26 VS N.O.	5 (3) DEC. 26 VS N.O.	12 NOV. 28 AT HOU.	2 (5) DEC. 5 AT N.O.	5 DEC. 28 AT N.O.	1T NOV. 14 VS UTAH	24 DEC. 2 VS LA-C
HARRISON BARNES	39 JAN. 31 AT DET.	11 (2) DEC. 23 AT PORT.	10 JAN. 9 VS PHOE.	5 DEC. 2 VS LA-C	10 NOV. 6 VS WASH.	13 NOV. 6 VS WASH.	4 JAN. 31 AT DET.	4T NOV. 12 AT CHI.	5 NOV. 7 AT UTAH	1 (11) FEB. 2 AT CLEV.	30 (2) DEC. 18 AT DEN.
RYAN BROEKHOFF	29C(2) MAR. 26 VS SAC.	6C(2) MAR. 23 AT G.S.	3C MAR. 23 AT G.S.	2C APR. 5 VS MEM.	5C(3) APR. 1 VS PHIL.	6C APR. 5 VS MEM.	3C JAN. 5 AT PHIL.	1C(6) APR. 10 AT S.A.	4C APR. 9 VS PHOE.	1C(4) MAR. 28 AT MIAMI	17C MAR. 23 AT G.S.
JALEN BRUNSON	39C(2) MAR. 18 VS N.O.	12C MAR. 12 VS S.A.	7C(2) MAR. 31 AT OKC.	2C(5) MAR. 21 AT SAC.	10C JAN. 5 AT PHIL.	11C JAN. 5 AT PHIL.	10C(2) APR. 10 AT S.A.	3C(3) FEB. 27 VS IND.	6C FEB. 22 VS DEN.	1C(4) MAR. 18 VS N.O.	34C MAR. 12 VS S.A.
TREY BURKE DAL.	31 MAR. 31 AT OKC.	10 MAR. 31 AT OKC.	6 APR. 7 AT MEM.	3T FEB. 23 AT UTAH	4 (3) APR. 1 VS PHIL.	7 FEB. 23 AT UTAH	8 MAR. 31 AT OKC.	2 (2) FEB. 13 VS MIAMI	3 (2) APR. 3 VS MINN.	1 (2) MAR. 26 VS SAC.	25 MAR. 31 AT OKC.
LUKA DONCIC	40C OCT. 29 AT S.A.	14C JAN. 27 VS TOR.	12C DEC. 12 VS ATL.	5C(2) MAR. 18 VS N.O.	14C MAR. 10 VS HOU.	16C APR. 9 VS PHOE.	12C(3) MAR. 26 VS SAC.	4C(2) MAR. 6 AT WASH.	9C(2) MAR. 12 VS S.A.	2C(5) MAR. 12 VS S.A.	35C(2) FEB. 2 AT CLEV.
DORIAN FINNEY-SMITH	40 (3) APR. 7 AT MEM.	8C NOV. 2 VS N.Y.	5C FEB. 22 VS DEN.	6 APR. 9 VS PHOE.	9C FEB. 25 AT LA-C	12C APR. 7 AT MEM.	6C MAR. 16 VS CLEV.	3 (4) JAN. 27 VS TOR.	4T JAN. 30 AT N.Y.	3C(3) DEC. 13 AT PHOE.	19C NOV. 2 VS N.Y.
TIM JR. HARDAWAY DAL.	37 MAR. 14 AT DEN.	9 FEB. 10 VS PORT.	7 FEB. 23 AT UTAH	1 (7) MAR. 18 VS N.O.	6 FEB. 25 AT LA-C	6 (3) MAR. 18 VS N.O.	4 FEB. 23 AT UTAH	3T FEB. 22 VS DEN.	6 FEB. 25 AT LA-C	1 (2) MAR. 18 VS N.O.	24 FEB. 10 VS PORT.
DEVIN HARRIS	34 APR. 10 AT S.A.	6 (2) JAN. 31 AT DET.	8 NOV. 21 VS BRK.	1 (12) APR. 9 VS PHOE.	5 (2) DEC. 23 AT PORT.	5 (2) DEC. 23 AT PORT.	9 MAR. 16 VS CLEV.	4 NOV. 21 VS BRK.	3 (7) APR. 9 VS PHOE.	2 (2) APR. 10 AT S.A.	20 NOV. 28 AT HOU.
JUSTIN JACKSON DAL.	34 MAR. 20 AT PORT.	9 MAR. 21 AT SAC.	7C APR. 1 VS PHIL.	2T(5) APR. 10 AT S.A.	6 APR. 1 VS PHIL.	6 (3) APR. 5 VS MEM.	5C APR. 3 VS MINN.	2 MAR. 28 AT MIAMI	1 (7) APR. 10 AT S.A.	1 MAR. 10 VS HOU.	24 APR. 1 VS PHIL.
DEANDRE JORDAN	41 OCT. 29 AT S.A.	8 (2) OCT. 22 VS CHI.	8 OCT. 26 AT TOR.	10 DEC. 16 VS SAC.	19 DEC. 22 AT G.S.	23 (3) DEC. 22 AT G.S.	9T OCT. 28 VS UTAH	2 (8) JAN. 11 AT MINN.	6 (2) DEC. 31 AT OKC.	5 OCT. 20 VS MINN.	22 OCT. 20 VS MINN.
MAXI KLEBER	34 (2) MAR. 12 VS S.A.	6 (2) MAR. 26 VS SAC.	5C MAR. 16 VS CLEV.	5T MAR. 16 VS CLEV.	9C(3) APR. 9 VS PHOE.	12C MAR. 16 VS CLEV.	4T(3) MAR. 12 VS S.A.	4C JAN. 16 VS S.A.	3C(2) FEB. 22 VS DEN.	6C DEC. 26 VS N.O.	18 MAR. 16 VS CLEV.
COURTNEY LEE DAL.	30 APR. 5 VS MEM.	9 APR. 5 VS MEM.	3 FEB. 22 VS DEN.	2 APR. 5 VS MEM.	4 APR. 1 VS PHIL.	4 (2) APR. 5 VS MEM.	7 APR. 5 VS MEM.	3 APR. 5 VS MEM.	2 MAR. 8 AT ORL.	1 MAR. 2 VS MEM.	21 APR. 5 VS MEM.
DARYL MACON	32C APR. 7 AT MEM.	4C APR. 5 VS MEM.	4C APR. 7 AT MEM.	1C(2) APR. 5 VS MEM.	7C APR. 7 AT MEM.	7C APR. 7 AT MEM.	4C APR. 1 VS PHIL.	1C JAN. 19 AT IND.	2C(2) APR. 5 VS MEM.	0C	12C APR. 7 AT MEM.
WESLEY MATTHEWS	39 OCT. 29 AT S.A.	9 (3) DEC. 22 AT G.S.	10 OCT. 28 VS UTAH	2 (3) DEC. 22 AT G.S.	5 (3) DEC. 2 VS LA-C	7 OCT. 28 VS UTAH	5 (3) JAN. 13 VS G.S.	3 (3) JAN. 21 AT MILW.	4 JAN. 19 AT IND.	4C JAN. 21 AT MILW.	25 DEC. 22 AT G.S.
SALAH MEJRI	32 APR. 7 AT MEM.	7T APR. 7 AT MEM.	4 APR. 1 VS PHIL.	5 APR. 1 VS PHIL.	9 APR. 1 VS PHIL.	14 APR. 1 VS PHIL.	5C APR. 5 VS MEM.	1 (10) APR. 10 AT S.A.	3 (2) MAR. 31 AT OKC.	4 APR. 7 AT MEM.	19C APR. 7 AT MEM.
DIRK NOWITZKI	33 APR. 9 VS PHOE.	11 APR. 9 VS PHOE.	4 (2) MAR. 10 VS HOU.	1 (5) APR. 9 VS PHOE.	12 MAR. 31 AT OKC.	13 MAR. 31 AT OKC.	3 (2) APR. 9 VS PHOE.	2 (2) MAR. 16 VS CLEV.	2 (3) APR. 9 VS PHOE.	2 (3) MAR. 23 AT G.S.	30 APR. 9 VS PHOE.
DWIGHT POWELL	39C MAR. 12 VS S.A.	11C MAR. 6 AT WASH.	9C(2) APR. 3 VS MINN.	6C APR. 9 VS PHOE.	10 MAR. 26 VS SAC.	13 MAR. 26 VS SAC.	6C MAR. 4 AT BRK.	2 (10) APR. 3 VS MINN.	5C MAR. 31 AT OKC.	4C MAR. 26 VS SAC.	26C MAR. 6 AT WASH.
DENNIS JR. SMITH	38 OCT. 29 AT S.A.	12C OCT. 28 VS UTAH	5 (2) NOV. 6 VS WASH.	2 (3) NOV. 7 AT UTAH	9C JAN. 30 AT N.Y.	10T JAN. 30 AT N.Y.	15C JAN. 30 AT N.Y.	4C NOV. 28 AT HOU.	6 NOV. 2 VS N.Y.	2T(2) DEC. 2 VS LA-C	27 OCT. 28 VS UTAH
RAY SPALDING	1 OCT. 17 AT PHOE.	0	0	0	0	0	0	0	0	0	0
MAVERICKS HIGH GAMES	265 (4) APR. 7 AT MEM.	49 OCT. 20 VS MINN.	36 NOV. 7 AT UTAH	18 (2) APR. 9 VS PHOE.	47 DEC. 2 VS LA-C	64 (2) APR. 9 VS PHOE.	33 MAR. 23 AT G.S.	13 DEC. 12 VS ATL.	29 DEC. 31 AT OKC.	13 DEC. 26 VS N.O.	140 OCT. 20 VS MINN.
MAVERICKS LOW GAMES	240 (78) APR. 10 AT S.A.	26 MAR. 2 VS MEM.	9 (2) APR. 10 AT S.A.	3 FEB. 11 AT HOU.	25 MAR. 6 AT WASH.	33 (2) FEB. 11 AT HOU.	12 JAN. 7 VS LA-L	1 (3) MAR. 26 VS SAC.	3 FEB. 23 AT UTAH	0 (2) FEB. 13 VS MIAMI	81 MAR. 2 VS MEM.
OPPONENTS HIGH GAMES	265 (4) APR. 7 AT MEM.	51 (2) FEB. 8 VS MILW.	34 OCT. 20 VS MINN.	26 NOV. 10 VS OKC.	46 (3) MAR. 21 AT SAC.	63 FEB. 22 VS DEN.	36 DEC. 5 AT N.O.	17 OCT. 29 AT S.A.	22 NOV. 14 VS UTAH	11 NOV. 19 AT MEM.	136 OCT. 20 VS MINN.
OPPONENTS LOW GAMES	240 (78) APR. 10 AT S.A.	25 NOV. 14 VS UTAH	4 DEC. 10 VS ORL.	3 MAR. 4 AT BRK.	23 NOV. 28 AT HOU.	32 NOV. 6 VS WASH.	16 (3) JAN. 30 AT N.Y.	1 MAR. 16 VS CLEV.	6 (3) MAR. 16 VS CLEV.	0 (2) MAR. 16 VS CLEV.	68 NOV. 14 VS UTAH

"C" INDICATES A NEW CAREER-HIGH, "T" A TIED CAREER-HIGH.

NUMBERS IN PARENTHESES INDICATE THE NUMBER OF GAMES IN WHICH A PLAYER OR TEAM HAS REACHED A GIVEN TOTAL (IF MORE THAN ONE).





## GAME BY GAME

DATE	GAME	FG-A	PCT	3FG-A	PCT	FT-A	PCT	OR-DR-REB	AST	PF	ST	TO	BS	PTS
10/17	DALLAS	38-88	.432	10-33	.303	14-20	.700	10-28-38	28	16	7	9	5	100
18,055	@ PHOENIX	44-81	.543	19-34	.559	14-16	.875	6-38-44	35	22	5	12	2	121
10/20	@ DALLAS	49-98	.500	17-50	.340	25-34	.735	15-27-42	29	28	8	16	8	140
20,205	MINNESOTA	44-84	.524	14-27	.519	34-40	.850	6-27-33	23	30	10	17	3	136
10/22	@ DALLAS	40-93	.430	15-47	.319	20-21	.952	13-28-41	25	16	8	16	2	115
19,291	CHICAGO	41-80	.512	13-23	.565	14-21	.667	7-27-34	18	29	6	19	4	109
10/24	DALLAS	38-91	.418	12-40	.300	16-26	.615	9-43-52	25	27	7	17	9	104
16,705	@ ATLANTA	37-91	.407	15-38	.395	22-31	.710	10-44-54	28	26	6	15	6	111
10/26	DALLAS	38-92	.413	12-30	.400	19-24	.792	10-34-44	22	17	6	15	6	107
19,800	@ TORONTO	44-91	.484	11-27	.407	17-20	.850	12-38-50	23	22	10	13	5	116
10/28	@ DALLAS	38-91	.418	9-28	.321	19-25	.760	12-31-43	24	19	6	13	3	104
19,571	UTAH	42-80	.525	10-25	.400	19-22	.864	8-35-43	25	27	8	18	6	113
10/29	DALLAS	43-91	.473	10-34	.294	12-17	.706	8-41-49	15	21	9	23	3	108
18,354	@ SAN ANTONIO	42-91	.462	9-20	.450	20-21	.952	5-36-41	27	19	17	17	2	113
10/31	DALLAS	43-86	.500	13-29	.448	14-19	.737	10-30-40	24	24	4	23	5	113
18,997	@ L.A. LAKERS	43-84	.512	10-17	.588	18-24	.750	8-31-39	23	27	12	20	6	114
11/2	@ DALLAS	40-81	.494	11-29	.379	15-24	.625	11-29-40	22	28	6	19	1	106
20,008	NEW YORK	46-84	.548	7-29	.241	19-26	.731	10-30-40	26	24	13	12	4	118
11/6	@ DALLAS	39-82	.476	15-34	.441	26-27	.963	9-40-49	25	22	4	17	5	119
19,234	WASHINGTON	37-86	.430	11-35	.314	15-20	.750	5-28-33	27	24	7	10	6	100
11/7	DALLAS	29-73	.397	8-24	.333	36-40	.900	12-37-49	14	27	3	25	4	102
18,306	@ UTAH	43-89	.483	13-37	.351	18-26	.692	8-27-35	31	32	12	11	10	117
11/10	@ DALLAS	43-77	.558	14-29	.483	11-17	.647	4-34-38	31	23	9	16	5	111
19,818	OKLAHOMA CITY	38-97	.392	9-34	.265	11-18	.611	26-27-53	17	19	9	16	2	96
11/12	DALLAS	37-80	.462	10-33	.303	19-29	.655	7-42-49	18	22	11	19	7	103
19,012	@ CHICAGO	35-89	.393	8-33	.242	20-22	.909	8-37-45	16	26	11	17	4	98
11/14	@ DALLAS	45-77	.584	12-28	.429	16-24	.667	7-44-51	24	19	12	20	5	118
19,371	UTAH	25-81	.309	6-35	.171	12-19	.632	8-25-33	16	21	11	22	3	68
11/17	@ DALLAS	40-86	.465	10-34	.294	22-34	.647	8-38-46	18	18	6	10	5	112
20,260	GOLDEN STATE	42-94	.447	9-33	.273	16-17	.941	12-35-47	24	27	6	12	6	109
11/19	DALLAS	30-88	.341	10-32	.312	18-21	.857	7-36-43	17	19	8	11	4	88
15,997	@ MEMPHIS	37-79	.468	12-30	.400	12-14	.857	5-40-45	29	21	8	16	11	98
11/21	@ DALLAS	38-78	.487	11-27	.407	32-41	.780	8-37-45	21	20	10	13	4	119
19,926	BROOKLYN	42-94	.447	14-42	.333	15-21	.714	16-26-42	23	31	8	14	2	113
11/24	@ DALLAS	42-87	.483	16-41	.390	13-21	.619	13-20-43	27	16	12	16	3	113
20,226	BOSTON	41-86	.477	10-28	.357	12-13	.923	9-33-42	19	21	8	18	3	104
11/28	DALLAS	46-85	.541	17-34	.500	19-24	.792	10-27-37	27	17	10	15	7	128
18,055	@ HOUSTON	40-87	.460	13-45	.289	15-23	.652	15-23-38	28	26	10	18	5	108
11/30	DALLAS	34-86	.395	10-39	.256	25-34	.735	9-37-46	20	25	9	16	4	103
18,997	@ L.A. LAKERS	42-86	.488	9-30	.300	21-32	.656	9-38-47	23	29	8	18	3	114
12/2	@ DALLAS	42-95	.442	8-23	.348	22-26	.846	17-47-64	20	21	6	16	5	114
19,551	L.A. CLIPPERS	42-95	.442	9-24	.375	17-22	.773	8-36-44	23	22	9	11	5	110
12/4	@ DALLAS	38-87	.437	11-30	.367	24-35	.686	15-36-51	25	19	11	13	4	111
19,341	PORTLAND	38-84	.452	7-24	.292	19-23	.826	11-37-48	20	29	7	19	5	102
12/5	DALLAS	39-91	.429	14-46	.304	14-21	.667	11-34-45	26	17	7	18	4	106
14,810	@ NEW ORLEANS	51-92	.554	17-29	.586	13-20	.650	5-41-46	36	15	12	11	6	132
12/8	@ DALLAS	41-83	.494	12-30	.400	13-16	.812	14-30-44	21	14	9	17	3	107
20,254	HOUSTON	39-86	.453	15-47	.319	11-13	.846	10-26-36	20	19	5	12	3	104
12/10	@ DALLAS	35-82	.427	10-35	.286	21-25	.840	8-43-51	28	11	7	13	4	101
19,334	ORLANDO	32-89	.360	8-28	.286	4-5	.800	7-36-43	18	18	7	15	2	76
12/12	@ DALLAS	35-75	.467	12-34	.353	32-43	.744	4-32-36	22	16	13	14	5	114
19,643	ATLANTA	43-94	.457	11-33	.333	10-14	.714	16-28-44	21	30	7	21	2	107
12/13	DALLAS	31-78	.397	5-33	.152	22-33	.667	14-39-53	14	19	7	23	4	89
13,265	@ PHOENIX	37-92	.402	10-27	.370	15-18	.833	12-28-40	20	27	15	13	5	99
12/16	@ DALLAS	40-96	.417	9-35	.257	24-31	.774	16-37-53	22	18	6	14	5	113
19,935	SACRAMENTO	46-98	.469	9-31	.290	19-21	.905	11-36-47	20	26	6	9	7	120
12/18	DALLAS	40-86	.465	15-37	.405	23-30	.767	6-27-33	26	17	8	8	1	118
15,764	@ DENVER	50-90	.556	12-29	.414	14-18	.778	12-35-47	33	28	7	16	3	126
12/20	DALLAS	43-92	.467	10-28	.357	25-33	.758	16-29-45	24	30	8	12	0	121
17,528	@ L.A. CLIPPERS	47-83	.566	6-20	.300	25-31	.806	11-29-40	26	25	5	12	5	125
12/22	DALLAS	42-92	.457	14-39	.359	18-28	.643	11-35-46	28	14	9	14	3	116
19,596	@ GOLDEN STATE	45-98	.459	15-43	.349	15-16	.938	15-39-54	34	23	7	13	7	120
12/23	DALLAS	43-103	.417	12-34	.353	20-28	.714	8-41-49	22	20	1	10	2	118
19,707	@ PORTLAND	49-104	.471	11-38	.289	12-17	.706	7-46-53	29	26	5	10	6	121
12/26	@ DALLAS	39-81	.481	12-35	.343	32-38	.842	8-38-46	23	25	3	12	13	122
20,340	NEW ORLEANS	42-90	.467	12-27	.444	23-30	.767	7-32-39	25	27	4	10	2	119
12/28	DALLAS	37-78	.474	15-32	.469	23-33	.697	11-28-39	19	22	7	16	6	112
18,364	@ NEW ORLEANS	44-96	.458	4-23	.174	22-27	.815	20-29-49	22	28	7	11	4	114
12/30	@ DALLAS	37-81	.457	14-39	.359	17-22	.773	9-40-49	21	19	8	24	3	105
20,380	OKLAHOMA CITY	40-93	.430	9-38	.237	14-21	.667	7-32-39	17	23	15	11	2	103
12/31	DALLAS	31-74	.419	14-38	.368	26-34	.765	5-44-49	21	29	7	26	3	102
18,203	@ OKLAHOMA CITY	46-103	.447	6-24	.250	24-35	.686	11-35-46	22	30	13	10	3	122
1/2	DALLAS	44-95	.463	18-45	.400	16-18	.889	12-45-57	31	14	9	12	4	122
16,955	@ CHARLOTTE	32-90	.356	6-32	.188	14-19	.737	12-34-46	23	20	4	14	3	84
1/4	DALLAS	34-88	.386	11-44	.250	14-19	.737	11-38-49	16	13	9	14	2	93
18,624	@ BOSTON	42-96	.438	21-45	.467	9-11	.818	14-39-53	35	16	12	13	4	114
1/5	DALLAS	38-88	.432	9-31	.290	15-23	.652	9-40-49	27	23	4	15	3	100
20,656	@ PHILADELPHIA	39-84	.464	6-26	.231	22-33	.667	9-41-50	31	20	7	10	5	106
1/7	@ DALLAS	36-86	.419	8-30	.267	17-24	.708	14-38-52	12	20	10	19	7	97
20,354	L.A. LAKERS	41-94	.436	8-29	.276	17-27	.630	11-33-44	28	20	12	14	2	107
1/9	@ DALLAS	30-70	.429	12-34	.353	32-45	.711	8-35-43	21	17	7	20	5	104
19,596	PHOENIX	36-84	.429	7-25	.280	15-21	.714	7-30-37	22	34	10	15	8	94
1/11	DALLAS	44-97	.454	13-38	.342	18-24	.750	11-32-43	25	16	7	7	7	119
18,978	@ MINNESOTA	47-102	.461	10-24	.417	11-13	.846	17-36-53	27	20	5	13	10	115



## GAME BY GAME (CONT.)

DATE	GAME	FG-A	PCT	3FG-A	PCT	FT-A	PCT	OR-DR-REB	AST	PF	ST	TO	BS	PTS
1/13	@ DALLAS	38-91	.418	16-38	.421	22-29	.759	18-33-51	21	14	5	12	4	114
20,340	GOLDEN STATE	45-99	.455	19-45	.422	10-12	.833	16-33-49	26	22	9	10	8	119
1/16	@ DALLAS	37-86	.430	15-42	.357	12-16	.750	13-29-42	22	14	6	14	3	101
20,214	SAN ANTONIO	41-83	.494	13-30	.433	10-12	.833	11-25-36	26	19	9	9	6	105
1/19	DALLAS	37-88	.420	9-37	.243	16-20	.800	14-30-44	21	18	5	13	4	99
17,508	@ INDIANA	42-85	.494	8-24	.333	19-24	.792	11-34-45	23	22	6	11	4	111
1/21	DALLAS	41-99	.414	14-40	.350	10-17	.588	11-37-48	24	19	7	11	11	106
17,963	@ MILWAUKEE	42-91	.462	12-32	.375	20-22	.909	8-43-51	21	19	9	15	7	116
1/22	@ DALLAS	38-81	.469	10-34	.294	20-29	.690	9-39-48	21	25	5	13	6	106
19,466	L.A. CLIPPERS	33-91	.363	10-36	.278	22-29	.759	14-27-41	19	26	4	8	4	98
1/25	@ DALLAS	37-81	.457	14-36	.389	18-30	.600	9-34-43	24	25	8	10	6	106
20,327	DETROIT	35-85	.412	12-38	.316	19-25	.760	13-33-46	22	26	6	13	0	101
1/27	@ DALLAS	43-88	.489	11-36	.306	23-34	.676	7-36-43	25	29	5	11	2	120
20,308	TORONTO	37-83	.446	17-34	.500	32-38	.842	8-36-44	24	27	6	8	5	123
1/30	DALLAS	45-84	.536	15-38	.395	9-11	.818	7-42-49	31	19	4	19	1	114
18,842	@ NEW YORK	32-78	.410	6-26	.231	20-28	.714	5-29-34	16	15	10	12	5	90
1/31	DALLAS	36-88	.409	7-25	.280	10-14	.714	11-33-44	18	21	2	12	5	89
14,075	@ DETROIT	33-86	.384	9-33	.273	18-23	.783	15-37-52	21	24	5	11	5	93
2/2	DALLAS	40-84	.476	16-39	.410	15-19	.789	9-41-50	20	26	2	13	4	111
19,432	@ CLEVELAND	34-85	.400	4-23	.174	26-33	.788	11-33-44	20	22	7	6	2	98
2/6	@ DALLAS	38-94	.404	11-36	.306	12-17	.706	15-42-57	25	12	8	13	5	99
19,606	CHARLOTTE	36-89	.404	9-37	.243	12-17	.706	8-39-47	17	17	9	14	9	93
2/8	@ DALLAS	36-87	.414	22-53	.415	13-20	.650	9-28-37	23	15	6	14	5	107
20,420	MILWAUKEE	51-94	.543	10-36	.278	10-12	.833	10-41-51	25	21	4	13	5	122
2/10	@ DALLAS	36-88	.409	12-38	.316	18-23	.783	11-28-39	20	20	6	16	3	102
20,340	PORTLAND	42-86	.488	9-29	.310	8-14	.571	12-36-48	24	26	7	19	4	101
2/11	DALLAS	35-73	.479	13-36	.361	21-27	.778	3-30-33	21	17	5	18	1	104
18,055	@ HOUSTON	42-90	.467	23-60	.383	13-15	.867	9-29-38	28	26	13	11	5	120
2/13	@ DALLAS	34-88	.386	15-52	.288	18-22	.811	10-28-38	24	17	10	12	0	101
20,364	MIAMI	44-81	.543	12-30	.400	12-16	.750	7-40-47	24	20	8	19	3	112
2/22	@ DALLAS	34-84	.405	10-41	.244	26-33	.788	7-35-42	19	21	7	15	3	104
20,382	DENVER	42-103	.408	14-37	.378	16-25	.640	21-42-63	32	26	11	13	2	114
2/23	DALLAS	41-97	.423	13-36	.361	14-18	.778	8-34-42	25	28	2	3	3	109
18,306	@ UTAH	41-85	.482	14-38	.368	29-33	.879	8-45-53	28	21	2	7	9	125
2/25	DALLAS	37-76	.487	14-36	.389	24-27	.889	7-38-45	28	20	3	17	9	112
19,068	@ L.A. CLIPPERS	45-100	.450	17-45	.378	14-18	.778	9-31-40	33	22	11	6	4	121
2/27	@ DALLAS	40-81	.494	16-37	.432	14-23	.609	10-32-42	27	22	11	17	1	110
19,978	INDIANA	37-77	.481	10-28	.357	17-21	.810	6-32-38	19	23	10	15	3	101
3/2	@ DALLAS	26-85	.306	7-40	.175	22-33	.667	13-30-43	17	23	9	10	5	81
20,233	MEMPHIS	39-78	.500	14-34	.412	19-24	.792	4-46-50	30	30	4	15	6	111
3/4	DALLAS	31-87	.356	12-45	.267	14-22	.636	5-31-36	20	19	4	14	3	88
17,064	@ BROOKLYN	48-85	.565	17-41	.415	14-19	.737	3-45-48	29	23	8	13	1	127
3/6	DALLAS	45-93	.484	15-41	.366	18-28	.643	14-25-39	27	19	7	7	2	123
16,867	@ WASHINGTON	50-93	.538	12-33	.364	20-25	.800	15-34-49	30	26	3	13	2	132
3/8	DALLAS	42-89	.472	10-34	.294	12-16	.750	10-32-42	22	15	6	14	3	106
19,196	@ ORLANDO	42-87	.483	14-29	.483	13-18	.722	11-37-48	26	18	9	16	6	111
3/10	@ DALLAS	31-75	.413	9-32	.281	22-27	.815	10-41-51	24	20	6	17	9	93
20,423	HOUSTON	32-88	.364	16-52	.308	14-22	.636	13-28-41	18	20	6	13	4	94
3/12	@ DALLAS	38-82	.463	14-39	.359	15-26	.577	9-29-38	22	16	1	14	2	105
20,366	SAN ANTONIO	43-82	.524	8-22	.364	18-18	1.000	7-31-38	26	25	11	12	3	112
3/14	DALLAS	37-87	.425	12-37	.324	13-17	.765	9-31-40	22	17	8	9	1	99
19,520	@ DENVER	39-81	.481	8-29	.276	14-17	.824	8-36-44	27	16	6	11	7	100
3/16	@ DALLAS	46-89	.511	16-34	.457	13-16	.812	9-31-40	32	22	3	5	6	121
20,347	CLEVELAND	40-87	.460	15-38	.395	21-22	.955	7-27-34	20	20	1	6	0	116
3/18	@ DALLAS	46-105	.438	9-35	.257	24-29	.828	14-36-50	27	26	9	16	6	125
20,276	NEW ORLEANS	49-104	.471	12-39	.308	19-22	.864	14-41-55	34	28	7	17	6	129
3/20	DALLAS	43-87	.494	10-30	.333	22-25	.880	6-29-35	20	22	8	14	6	118
19,803	@ PORTLAND	45-91	.495	16-36	.444	20-25	.800	12-36-48	23	17	6	14	4	126
3/21	DALLAS	36-92	.391	12-40	.300	16-23	.696	9-34-43	23	22	5	8	6	100
17,583	@ SACRAMENTO	41-87	.471	13-35	.371	21-28	.750	12-46-58	24	18	7	12	9	116
3/23	DALLAS	44-83	.530	21-49	.429	17-22	.773	8-41-49	33	22	7	10	2	126
19,596	@ GOLDEN STATE	36-90	.400	4-30	.133	15-21	.714	8-28-36	22	22	6	10	2	91
3/26	@ DALLAS	39-77	.506	15-45	.333	28-32	.875	7-31-38	27	26	1	11	6	121
20,168	SACRAMENTO	44-87	.506	10-23	.435	27-32	.844	12-25-37	27	23	4	7	1	125
3/28	DALLAS	36-91	.396	16-47	.340	11-17	.647	10-40-50	26	21	4	13	2	99
19,851	@ MIAMI	39-89	.438	7-30	.233	20-27	.741	10-45-55	24	22	7	11	4	105
3/31	DALLAS	37-87	.425	16-44	.364	16-23	.696	10-42-52	18	19	3	13	2	106
18,203	@ OKLAHOMA CITY	38-98	.388	11-43	.256	16-22	.727	15-34-49	19	21	6	8	6	103
4/1	@ DALLAS	46-98	.469	12-33	.364	18-27	.667	10-44-54	29	22	5	9	3	122
19,645	PHILADELPHIA	36-93	.387	6-33	.182	24-32	.750	12-43-55	20	22	2	12	10	102
4/3	@ DALLAS	43-94	.457	7-39	.179	15-19	.789	12-37-49	26	20	2	13	5	108
19,576	MINNESOTA	42-86	.488	10-27	.370	16-20	.800	5-33-38	26	25	6	10	3	110
4/5	@ DALLAS	41-96	.427	17-47	.362	13-21	.619	11-31-42	28	13	4	9	4	112
20,111	MEMPHIS	46-95	.484	16-41	.390	14-16	.875	12-38-50	30	16	7	10	2	122
4/7	DALLAS	45-98	.459	12-41	.293	27-34	.794	11-40-51	31	23	4	6	5	129
16,744	@ MEMPHIS	42-98	.429	19-44	.432	24-28	.857	10-43-53	32	24	4	7	4	127
4/9	@ DALLAS	41-91	.451	16-40	.400	22-27	.815	18-46-64	28	24	6	22	6	120
21,041	PHOENIX	38-88	.432	13-35	.371	20-28	.714	5-33-38	21	22	13	14	6	109
4/10	DALLAS	37-91	.407	11-37	.297	9-12	.750	7-25-42	27	19	5	7	4	94
18,629	@ SAN ANTONIO	41-88	.466	8-24	.333	15-18	.833	8-45-53	22	14	6	11	2	105



## SUPERLATIVES &amp; MORE

DALLAS			OPPONENTS		
POINTS	31	HARRISON BARNES VS. BOS 11/20/17 HARRISON BARNES AT WAS 11/7/17	47	KYRIE IRVING VS. BOS 11/20/17	
POINTS	35	LUKA DONČIĆ AT CLE 2/2/19 LUKA DONČIĆ VS. TOR 1/27/19	51	JAMAL CRAWFORD VS. PHO 4/9/19	
POINTS IN A QUARTER	18	LUKA DONČIĆ (1ST) AT CLE 2/2/19	26	JAMAL CRAWFORD (4TH) VS. PHO 4/9/19	
POINTS IN A HALF	28	LUKA DONČIĆ (1ST) AT CLE 2/2/19	39	JAMAL CRAWFORD (2ND) VS. PHO 4/9/19	
FIELD GOALS	14	LUKA DONČIĆ VS. TOR 1/27/19	20	ANTHONY DAVIS AT NO 12/28/18	
FIELD GOAL ATTEMPTS	31	DIRK NOWITZKI VS. PHO 4/9/19	32	STEPHEN CURRY VS. GS 1/13/19 ANTHONY DAVIS AT NO 12/28/18	
FIELD GOAL PERCENTAGE	1.000	DEANDRE JORDAN (7-7) VS. NO 12/26/18	1.000	ED DAVIS (8-8) VS. BKN 11/21/18	
3-PT FIELD GOALS	7	HARRISON BARNES AT OKC 12/31/18 LUKA DONČIĆ AT NO 12/28/18 WESLEY MATTHEWS AT GS 12/22/18	11	STEPHEN CURRY VS. GS 1/13/19	
3-PT FG ATTEMPTS	14	DIRK NOWITZKI VS. PHO 4/9/19 WESLEY MATTHEWS AT ATL 10/24/18	19	STEPHEN CURRY VS. GS 1/13/19	
3-PT FG PERCENTAGE	1.000	JALEN BRUNSON (3-3) AT HOU 2/11/19 JALEN BRUNSON (3-3) AT MIN 1/11/19 DORIAN FINNEY-SMITH (3-3) VS. UTA 11/14/18 MAXI KLEBER (3-3) AT ATL 10/24/18	1.000	TYUS JONES (3-3) VS. MIN 4/3/19 STERLING BROWN (3-3) AT MIL 1/21/19 LONZO BALL (3-3) AT LAL 10/31/18	
FREE THROWS	12	LUKA DONČIĆ VS. ATL 12/12/18	11	DE'AARON FOX VS. SAC 3/26/19 DEMAR DEROZAN VS. SA 3/12/19	
FT ATTEMPTS	16	LUKA DONČIĆ VS. PHO 1/9/19	13	JULIUS RANDLE VS. NO 12/26/18 TREY YOUNG AT ATL 10/24/18	
FT PERCENTAGE	1.000	JALEN BRUNSON (7-7) AT POR 3/20/19 LUKA DONČIĆ (7-7) AT UTA 11/7/18 JOSE JUAN BAREA (7-7) AT UTA 11/7/18C	1.000	DEMAR DEROZAN (11-11) VS. SA 3/12/19	
OFFENSIVE REBOUNDS	10	DEANDRE JORDAN VS. SAC 12/16/18	9	STEVEN ADAMS AT OKC 3/31/19 JOHN COLLINS VS. ATL 12/12/18	
DEFENSIVE REBOUNDS	19	DEANDRE JORDAN AT GS 12/22/18	16	JULIUS RANDLE AT NO 12/5/18	
TOTAL REBOUNDS	23	DEANDRE JORDAN AT GS 12/22/18 DEANDRE JORDAN VS. SAC 12/16/18 DEANDRE JORDAN VS. LAC 12/2/18	20	ANDRE DRUMMOND AT DET 1/31/19	
ASSISTS	15	DENNIS SMITH JR. AT NY 1/30/19	17	JAMES HARDEN AT HOU 11/28/18	
STEALS	4	LUKA DONČIĆ AT WAS 3/6/19 MAXI KLEBER VS. SA 1/16/19 LUKA DONČIĆ AT LAC 12/20/18 DENNIS SMITH JR. AT HOU 11/28/18 HARRISON BARNES AT CHI 11/12/18	6	RUSSELL WESTBROOK VS. OKC 12/30/18 JAMES HARDEN AT HOU 11/28/18 RUDY GAY AT SA 10/29/18	
BLOCKS	6	HARRISON BARNES AT CHI 11/12/18 MAXI KLEBER VS. NO 12/26/18	5	BROOKE LOPEZ AT MIL 1/21/19 ANTHONY DAVIS AT NO 12/5/18 JAVALE MCGEE AT LAL 10/31/18	
MINUTES	41:08	DEANDRE JORDAN AT SA 10/29/18	42:58	ANTHONY DAVIS AT NO 12/28/18	

DALLAS HIGH	DALLAS LOW	CATEGORY	OPPONENT HIGH	OPPONENT LOW
140 VS. MIN 10/20/18	81 VS. MEM 3/2/19	POINTS	136 VS. MIN 10/20/18	68 VS. UTA 11/14/18
43 AT WAS 3/6/19	16 AT SA 4/10/19	POINTS/1ST QTR.	46 VS. MIN 10/20/18	19 (2) AT DET 1/31/19
41 VS. PHI 4/1/19	16 AT ATL 10/24/18	POINTS/2ND QTR	40 AT DEN 12/18/18	15 AT CHA 1/2/19
74 (2) AT GS 3/23/19	37 AT SA 4/10/19	POINTS/1ST HALF	74 AT DEN 12/18/18	40 VS. ORL 12/10/18
38 AT UTA 11/7/18	13 VS. LAL 1/7/19	POINTS/3RD QTR.	41 VS. PHO 4/9/19	13 (2) VS. ORL 12/10/18
43 VS. MIN 10/20/18	10 AT DEN 3/14/19	POINTS/4TH QTR.	39 AT UTA 2/23/19	9 (2) VS. POR 2/10/19
71 VS. MIN 10/20/18	30 VS. LAL 1/7/19	POINTS/2ND HALF	71 (2) VS. PHO 4/9/19	22 VS. UTA 11/14/18
49 VS. MIN 10/20/18	26 VS. MEM 3/2/19	FIELD GOALS	51 (2) VS. MIL 2/8/19	25 VS. UTA 11/14/18
105 VS. NO 3/18/19	70 VS. PHO 1/9/19	FIELD GOAL ATTEMPTS	104 (2) VS. NO 3/18/19	77 VS. IND 2/27/19
.584 VS. UTA 11/14/18	.306 VS. MEM 3/2/19	FIELD GOAL PERCENTAGE	.566 AT LAC 12/20/18	.309 VS. UTA 11/14/18
22 VS. MIL 2/8/19	5 AT PHO 12/13/18	3-PT FIELD GOALS	23 AT HOU 2/11/19	4 (3) AT GS 3/23/19
53 VS. MIL 2/8/19	23 VS. LAC 12/2/18	3-PT FG ATTEMPTS	60 AT HOU 2/11/19	17 AT LAL 10/31/18
.500 AT HOU 11/28/18	.152 AT PHO 12/13/18	3-PT FG PERCENTAGE	.586 AT NO 12/5/18	.133 AT GS 3/23/19
36 AT UTA 11/7/18	9 (2) AT SA 4/10/19	FREE THROWS	32 VS. TOR 1/27/19	4 VS. ORL 12/10/18
45 VS. PHO 1/9/19	11 AT NY 1/30/19	FREE THROW ATTEMPTS	38 VS. TOR 1/27/19	5 VS. ORL 12/10/18
.963 VS. WAS 11/6/18	.577 VS. SA 3/12/19	FREE THROW PERCENTAGE	.952 AT SA 10/29/18	.565 VS. CHI 10/22/18
18 (2) VS. PHO 4/9/19	3 AT HOU 2/11/19	OFFENSIVE REBOUNDS	26 VS. OKC 11/10/18	3 AT BKN 3/4/19
47 VS. LAC 12/2/18	25 AT WAS 3/6/19	DEFENSIVE REBOUNDS	46 (3) AT SAC 3/21/19	23 AT HOU 11/28/18
64 (2) VS. PHO 4/9/19	33 (2) AT HOU 2/11/19	TOTAL REBOUNDS	63 VS. DEN 2/22/19	33 (3) VS. UTA 11/14/18
33 AT GS 3/23/19	12 VS. LAL 1/7/19	ASSISTS	36 AT NO 12/5/18	16 (4) AT NY 1/30/19
30 AT LAC 12/20/18	11 VS. ORL 12/10/18	FOULS	34 VS. PHO 1/9/19	15 (2) AT NY 1/30/19
13 VS. ATL 12/12/18	1 (3) VS. SAC 3/26/19	STEALS	17 AT SA 10/29/18	1 VS. CLE 3/16/19
26 AT OKC 12/31/18	3 AT UTA 2/23/19	TURNOVERS	22 VS. UTA 11/14/18	6 (3) VS. CLE 3/16/19
13 VS. NO 12/26/18	0 (2) VS. MIA 2/13/19	BLOCKS	13 VS. MIL 2/8/19	0 (2) VS. CLE 3/16/19
50 VS. UTA 11/14/18	-39 AT BKN 3/4/19	MARGIN OF VICTORY/DEFEAT	39 AT BKN 3/4/19	-50 VS. UTA 11/14/18
50 VS. UTA 11/14/18	-44 AT BKN 3/4/19	LARGEST LEAD/DEFICIT	44 AT BKN 3/4/19	-50 VS. UTA 11/14/18



DALLAS' RECORD WHEN...

Table with 4 columns: Overall, Home, Road, and various performance metrics like Outbounding Opponent, Shooting Better/Worse/Same as Opponent, etc.

STARTING LINEUPS

Table with 6 columns: Position (Forward, Center, Guard), Player Name, and Record.

NUMBER OF TIMES LEADING TEAM IN...(INCLUDING TIES)

Table with 6 columns: Player Name, PTS, REB, AST, BLK, STL, MIN.

NUMBER OF TIMES RECORDING...

Table with 7 columns: Player Name, PTS (10+, 20+, 30+), REB (10+, 15+, 20+), AST (3+, 5+), BLK, STL.

GAMES MISSED

Table with 3 columns: Name, Injury/Illness/Suspension, Dates Out, Games Missed.

TOTAL GAMES MISSED 184



# QUARTER-BY-QUARTER & STANDINGS

DALLAS

OPPONENTS

DATE	OPP	W/L	RECORD	DALLAS							OPPONENTS											
				1ST	2ND	1ST HALF	3RD	4TH	2ND HALF	1ST OT	2ND OT	TOTAL	1ST	2ND	1ST HALF	3RD	4TH	2ND HALF	1ST OT	2ND OT	TOTAL	
17-OCT	PHO	A	L	0-1	24	22	46	27	27	54	-	-	100	37	19	56	27	38	65	-	-	121
20-OCT	MIN	H	W	1-1	37	32	69	28	43	71	-	-	140	46	23	69	30	37	67	-	-	136
22-OCT	CHI	H	W	2-1	31	28	59	29	27	56	-	-	115	28	33	61	23	25	48	-	-	109
24-OCT	ATL	A	L	2-2	42	16	58	29	17	46	-	-	104	22	26	48	32	31	63	-	-	111
26-OCT	TOR	A	L	2-3	26	34	60	29	18	47	-	-	107	39	30	69	23	24	47	-	-	116
28-OCT	UTA	H	L	2-4	19	27	46	31	27	58	-	-	104	26	24	50	32	31	63	-	-	113
29-OCT	SAN	A	L	2-5	18	27	45	29	28	57	6	-	108	20	33	53	23	26	49	11	-	113
31-OCT	LAL	A	L	2-6	21	38	59	22	32	54	-	-	113	38	28	66	28	20	48	-	-	114
2-NOV	NY	H	L	2-7	27	32	59	18	29	47	-	-	106	33	23	56	33	29	62	-	-	118
6-NOV	WAS	H	W	3-7	35	35	70	17	32	49	-	-	119	24	25	49	29	22	51	-	-	100
7-NOV	UTA	A	L	3-8	18	27	45	38	19	57	-	-	102	30	38	68	31	18	49	-	-	117
10-NOV	OKC	H	W	4-8	23	34	57	25	29	54	-	-	111	22	23	45	25	26	51	-	-	96
12-NOV	CHI	A	W	5-8	25	31	56	22	25	47	-	-	103	20	29	49	26	23	49	-	-	98
14-NOV	UTA	H	W	6-8	30	28	58	26	34	60	-	-	118	24	22	46	13	9	22	-	-	68
17-NOV	GS	H	W	7-8	26	31	57	25	30	55	-	-	112	22	37	59	27	23	50	-	-	109
19-NOV	MEM	A	L	7-9	21	28	49	25	14	39	-	-	88	25	28	53	21	24	45	-	-	98
21-NOV	BRK	H	W	8-9	34	27	61	24	34	58	-	-	119	32	18	50	31	32	63	-	-	113
24-NOV	BOS	H	W	9-9	32	27	59	28	26	54	-	-	113	26	30	56	26	22	48	-	-	104
28-NOV	HOU	A	W	10-9	36	38	74	22	32	54	-	-	128	28	28	56	33	19	52	-	-	108
30-NOV	LAL	A	L	10-10	32	26	58	17	28	45	-	-	103	22	31	53	25	36	61	-	-	114
2-DEC	LAC	H	W	11-10	34	28	62	26	26	52	-	-	114	35	23	58	22	30	52	-	-	110
4-DEC	POR	H	W	12-10	34	26	60	27	24	51	-	-	111	20	25	45	28	29	57	-	-	102
5-DEC	NO	A	L	12-11	31	22	53	27	26	53	-	-	106	32	37	69	28	35	63	-	-	132
8-DEC	HOU	H	W	13-11	32	24	56	28	23	51	-	-	107	30	27	57	27	20	47	-	-	104
10-DEC	ORL	H	W	14-11	24	28	52	23	26	49	-	-	101	19	21	40	13	23	36	-	-	76
12-DEC	ATL	H	W	15-11	28	23	51	30	33	63	-	-	114	26	26	52	26	29	55	-	-	107
13-DEC	PHO	A	L	15-12	21	19	40	27	22	49	-	-	89	25	25	50	28	21	49	-	-	99
16-DEC	SAC	H	L	15-13	31	27	58	25	30	55	-	-	113	34	27	61	32	27	59	-	-	120
18-DEC	DEN	A	L	15-14	33	36	69	26	23	49	-	-	118	34	40	74	31	21	52	-	-	126
20-DEC	LAC	A	L	15-15	27	27	54	28	39	67	-	-	121	30	35	65	24	36	60	-	-	125
22-DEC	GS	A	L	15-16	31	30	61	26	29	55	-	-	116	28	30	58	36	26	62	-	-	120
23-DEC	POR	A	L	15-17	27	25	52	28	27	55	11	-	118	25	37	62	26	19	45	14	-	121
26-DEC	NO	H	W	16-17	33	34	67	23	32	55	-	-	122	30	34	64	30	25	55	-	-	119
28-DEC	NO	A	L	16-18	29	37	66	22	24	46	-	-	112	26	29	55	31	28	59	-	-	114
30-DEC	OKC	H	W	17-18	27	30	57	27	21	48	-	-	105	28	31	59	14	30	44	-	-	103
31-DEC	OKC	A	L	17-19	21	22	43	32	27	59	-	-	102	32	28	60	32	30	62	-	-	122
2-JAN	CHA	A	W	18-19	42	23	65	29	28	57	-	-	122	26	15	41	24	19	43	-	-	84
4-JAN	BOS	A	L	18-20	23	28	51	17	25	42	-	-	93	34	24	58	26	30	56	-	-	114
5-JAN	PHI	A	L	18-21	26	25	51	19	30	49	-	-	100	31	28	59	28	19	47	-	-	106
7-JAN	LAL	H	L	18-22	33	34	67	13	17	30	-	-	97	25	29	54	32	21	53	-	-	107
9-JAN	PHO	H	W	19-22	26	20	46	32	26	58	-	-	104	26	24	50	19	25	44	-	-	94
11-JAN	MIN	A	W	20-22	28	33	61	24	34	58	-	-	119	26	24	50	28	37	65	-	-	115
13-JAN	GS	H	L	20-23	29	25	54	34	26	60	-	-	114	25	37	62	30	27	57	-	-	119
16-JAN	SA	H	L	20-24	35	21	56	24	21	45	-	-	101	20	25	45	30	30	60	-	-	105
19-JAN	IND	A	L	20-25	23	19	42	27	30	57	-	-	99	24	34	58	26	27	53	-	-	111
21-JAN	MIL	A	L	20-26	26	33	59	25	22	47	-	-	106	35	22	57	35	24	59	-	-	116
22-JAN	LAC	H	W	21-26	26	32	58	20	28	48	-	-	106	29	27	56	17	25	42	-	-	98
25-JAN	DET	H	W	22-26	23	39	62	26	18	44	-	-	106	28	26	54	31	16	47	-	-	101
27-JAN	TOR	H	L	22-27	32	26	58	30	32	62	-	-	120	38	32	70	15	38	53	-	-	123
30-JAN	NY	A	W	23-27	24	31	55	35	24	59	-	-	114	20	27	47	23	20	43	-	-	90
31-JAN	DET	A	L	23-28	21	28	49	21	19	40	-	-	89	19	26	45	18	30	48	-	-	93
2-FEB	CLE	A	W	24-28	40	18	58	28	25	53	-	-	111	31	24	55	25	18	43	-	-	98
6-FEB	CHA	H	W	25-28	27	25	52	22	25	47	-	-	99	20	26	46	25	22	47	-	-	93
8-FEB	MIL	H	L	25-29	29	22	51	35	21	56	-	-	107	29	35	64	30	28	58	-	-	122
10-FEB	POR	H	W	26-29	25	22	47	31	24	55	-	-	102	24	33	57	35	9	44	-	-	101
11-FEB	HOU	A	L	26-30	22	28	50	28	26	54	-	-	104	25	39	64	28	28	56	-	-	120
13-FEB	MIA	H	L	26-31	25	33	58	16	27	43	-	-	101	29	28	57	32	23	55	-	-	112
22-FEB	DEN	H	L	26-32	30	21	51	23	30	43	-	-	104	25	27	52	39	23	62	-	-	114
23-FEB	UTA	A	L	26-33	25	33	58	20	31	51	-	-	109	31	30	61	25	39	64	-	-	125
25-FEB	LAC	A	L	26-34	22	35	57	31	24	55	-	-	112	29	34	63	28	30	58	-	-	121
27-FEB	IND	H	W	27-34	28	25	53	26	31	57	-	-	110	27	26	53	25	23	48	-	-	101
2-MAR	MEM	H	L	27-35	21	28	49	18	14	32	-	-	81	33	29	62	28	21	49	-	-	111
4-MAR	BRK	A	L	27-36	21	26	47	26	15	41	-	-	88	31	34	65	34	28	62	-	-	127
6-MAR	WAS	A	L	27-37	43	22	65	31	27	58	-	-	123	33	36	69	30	33	63	-	-	132
8-MAR	ORL	A	L	27-38	19	28	47	26	33	59	-	-	106	29	33	62	30	19	49	-	-	111
10-MAR	HOU	H	L	27-39	26	28	54	18	21	39	-	-	93	25	33	58	23	13	36	-	-	94
12-MAR	SA	H	L	27-40	24	29	53	21	31	52	-	-	105	34	26	60	24	28	52	-	-	112
14-MAR	DEN	A	L	27-41	29	28	57	32	10	42	-	-	99	26	25	51	28	21	49	-	-	100
16-MAR	CLE	H	W	28-41	34	32	66	34	21	55	-	-	121	26	31	57	31	28	59	-	-	116
18-MAR	NO	H	L	28-42	34	25	59	20	31	51	15	-	125	28	21	49	35	26	61	19	-	129
20-MAR	POR	A	L	28-43	17	35	52	31	35	66	-	-	118	26	39	65	36	25	61	-	-	126
21-MAR	SAC	A	L	28-44	29	22	51	25	24	49	-	-	100	27	26	53	31	32	63	-	-	116
23-MAR	GS	A	W	29-44	37	37	74	34	18	52	-	-	126	22	24	46	24					



### EASTERN CONFERENCE

#### ATLANTIC DIVISION

	W	L	PCT	GB	HOME	ROAD	LAST-10	STREAK
TORONTO	58	24	.707	-	32-9	26-15	7-3	WON 2
PHILADELPHIA	51	31	.622	7	31-10	20-21	4-6	WON 1
BOSTON	49	33	.598	9	28-13	21-20	6-4	WON 1
BROOKLYN	42	40	.512	16	23-18	19-22	6-4	WON 3
NEW YORK	17	65	.207	41	9-32	8-33	3-7	LOST 1

#### CENTRAL DIVISION

	W	L	PCT	GB	HOME	ROAD	LAST-10	STREAK
MILWAUKEE	60	22	.732	-	33-8	27-14	7-3	LOST 1
INDIANA	48	34	.585	12	29-12	19-22	4-6	WON 1
DETROIT	41	41	.500	19	26-15	15-26	4-6	WON 2
CHICAGO	22	60	.268	38	9-32	13-28	2-8	LOST 3
CLEVELAND	19	63	.232	41	13-28	6-35	0-10	LOST 10

#### SOUTHEAST DIVISION

	W	L	PCT	GB	HOME	ROAD	LAST-10	STREAK
ORLANDO	42	40	.512	-	25-16	17-24	8-2	WON 4
CHARLOTTE	39	43	.476	3	25-16	14-27	6-4	LOST 1
MIAMI	39	43	.476	3	19-22	20-21	4-6	LOST 1
WASHINGTON	32	50	.390	10	22-19	10-31	2-8	LOST 4
ATLANTA	29	53	.354	13	17-24	12-29	5-5	LOST 3

### WESTERN CONFERENCE

#### SOUTHWEST DIVISION

	W	L	PCT	GB	HOME	ROAD	LAST-10	STREAK
HOUSTON	53	29	.646	-	31-10	22-19	8-2	LOST 1
SAN ANTONIO	48	34	.585	5	32-9	16-25	6-4	WON 3
DALLAS	33	49	.402	20	24-17	9-32	5-5	LOST 1
MEMPHIS	33	49	.402	20	21-20	12-29	4-6	WON 1
NEW ORLEANS	33	49	.402	20	19-22	14-27	3-7	LOST 1

#### NORTHWEST DIVISION

	W	L	PCT	GB	HOME	ROAD	LAST-10	STREAK
DENVER	54	28	.659	-	34-7	20-21	5-5	WON 1
PORTLAND	53	29	.646	1	32-9	21-20	8-2	WON 3
UTAH	50	32	.610	4	29-12	21-20	8-2	LOST 1
OKLAHOMA CITY	49	33	.598	5	27-14	22-19	7-3	WON 5
MINNESOTA	36	46	.439	18	25-16	11-30	4-6	LOST 3

#### PACIFIC DIVISION

	W	L	PCT	GB	HOME	ROAD	LAST-10	STREAK
GOLDEN STATE	57	25	.695	-	30-11	27-14	8-2	LOST 1
L.A. CLIPPERS	48	34	.585	9	26-15	22-19	6-4	WON 1
SACRAMENTO	39	43	.476	18	24-17	15-26	3-7	LOST 3
L.A. LAKERS	37	45	.451	20	22-19	15-26	6-4	LOST 1
PHOENIX	19	63	.232	38	12-29	7-34	2-8	LOST 2

### HEAD-TO-HEAD WINS

	ATL	BOS	BKN	CHA	CHI	DAL	DEN	DET	GS	HOU	IND	LAL	MEM	MIA	MIL	MIN	NO	NY	OKC	ORL	PHI	PHO	POR	SAC	SA	TOR	UTA	WAS	W	L	PCT		
ATLANTIC DIVISION																																	
TOR	3	2	3	1	4	3	2	0	0	2	0	2	2	2	2	4	1	2	1	4	1	2	3	2	1	2	1	--	2	4	58	24	.707
PHI	1	1	2	4	3	2	1	1	3	1	1	3	2	2	1	2	2	4	1	2	--	2	0	1	1	1	2	2	51	31	.622		
BOS	4	--	2	2	4	1	0	3	1	0	3	0	1	1	2	3	1	2	0	3	1	1	0	2	0	2	3	49	33	.598			
BKN	3	2	--	2	3	3	1	2	2	0	1	1	0	2	1	0	1	3	0	2	2	2	0	2	1	1	0	2	42	40	.512		
NY	3	1	1	1	2	0	1	0	0	0	0	0	2	1	0	1	0	1	0	1	0	0	0	0	1	0	0	1	17	65	.207		
CENTRAL DIVISION																																	
MIL	3	2	3	3	4	3	2	2	4	1	2	3	1	2	1	3	--	2	2	3	0	2	2	0	1	2	1	3	1	2	60	22	.732
IND	4	1	2	2	4	3	1	1	3	0	0	--	1	1	1	3	1	1	2	4	1	1	1	2	0	1	1	1	2	3	48	34	.585
DET	2	1	1	0	4	3	1	1	--	0	1	1	1	1	1	2	2	0	2	1	4	0	3	1	2	0	3	0	2	41	41	.500	
CHI	2	1	1	1	--	3	0	0	0	0	0	0	0	2	1	0	0	1	1	2	1	2	0	0	1	0	0	3	22	60	.268		
CLE	1	0	1	1	1	--	0	0	1	0	1	1	0	1	0	0	0	3	0	1	1	1	0	0	0	1	0	2	19	63	.232		
SOUTHEAST DIVISION																																	
ORL	4	3	1	2	2	2	1	0	1	1	1	3	0	2	1	3	1	1	2	3	0	--	2	1	0	0	1	2	1	1	42	40	.512
CHA	3	2	2	--	2	3	0	1	4	0	0	1	0	0	2	2	1	1	2	0	2	0	2	0	1	2	2	0	3	39	43	.476	
MIA	1	1	2	2	2	4	2	0	2	1	1	0	2	--	1	0	2	3	1	1	1	2	0	1	2	0	0	1	3	39	43	.476	
WAS	2	0	2	1	1	2	1	1	1	0	1	1	1	1	1	1	1	3	1	3	1	3	1	2	1	1	0	0	--	32	50	.390	
ATL	--	0	0	1	2	2	1	1	1	0	1	1	1	1	1	2	2	1	1	0	3	2	0	0	0	0	1	2	29	53	.354		
SOUTHWEST DIVISION																																	
HOU	2	2	1	2	2	1	2	3	1	3	--	2	1	3	3	1	0	1	2	2	1	1	1	3	1	4	3	2	2	1	53	29	.646
SA	2	2	1	0	1	2	4	2	2	2	1	1	2	3	2	0	1	3	3	1	2	1	1	3	2	0	--	1	1	2	48	34	.585
DAL	1	1	1	2	2	--	0	1	2	2	1	2	0	1	0	0	2	1	1	3	1	1	3	1	2	0	0	0	1	1	33	49	.402
MEM	1	0	1	0	0	1	3	1	0	1	1	1	2	--	0	1	2	2	1	1	1	2	2	1	2	0	3	1	33	49	.402		
NO	0	0	1	0	2	2	3	2	1	0	2	0	2	1	2	0	2	--	1	2	0	0	2	0	3	1	1	1	33	49	.402		
NORTHWEST DIVISION																																	
DEN	1	2	0	1	2	2	3	--	1	1	1	1	3	2	2	2	0	4	2	2	4	2	1	3	3	3	2	2	1	1	54	28	.659
POR	2	2	2	2	2	2	1	1	2	2	2	3	2	2	0	1	3	3	2	0	2	2	3	--	2	2	1	2	1	53	29	.646	
UTA	1	2	2	2	2	3	3	2	1	2	0	2	2	1	1	3	2	2	0	1	0	4	2	3	2	0	--	2	50	32	.610		
OKC	1	0	2	2	1	2	1	0	2	1	3	1	2	2	1	2	2	--	2	1	4	4	1	1	1	4	1	1	49	33	.598		
MIN	0	0	2	1	2	2	1	0	0	1	2	1	1	3	2	0	--	2	2	3	1	0	2	1	0	1	1	36	46	.439			
PACIFIC DIVISION																																	
GS	2	1	2	2	2	2	3	1	--	1	2	3	3	3	1	1	3	3	2	2	1	1	3	2	4	1	0	2	2	57	25	.695	
LAC	1	2	2	2	2	2	1	1	1	2	1	--	2	3	1	1	2	1	2	2	2	0	4	1	4	2	0	1	1	48	34	.585	
SAC	2	0	0	1	2	2	3	0	2	0	0	1	0	1	3	2	0	2	1	2	3	2	1	3	1	--	3	0	1	39	43	.476	
LAL	1	1	0	2	2	1	3	1	1	1	1	2	--	1	2	0	1	3	0	1	0	0	3	2	3	1	0	2	37	45	.451		
PHO	0	1	0	0	0	1	2	1	0	1	0	0	1	1	2	1	2	2	0	1	0	--	0	1	1	0	0	0	19	63	.232		



## INDIVIDUAL RECORDS &amp; LEADERS

SCORING	G	FG	FT	PTS	AVG	REBOUNDS	G	OFF	DEF	TOT	AVG	ASSISTS PER GAME	G	AST	AVG
HARDEN, HOU.	78	843	754	2818	36.1	DRUMMOND, DET.	79	423	809	1232	15.6	WESTBROOK, OKC.	73	784	10.7
GEORGE, OKC.	77	707	453	2159	28.0	EMBIID, PHI.	64	160	711	871	13.6	LOWRY, TOR.	65	564	8.7
ANTETOKOUNMPO	72	721	500	1994	27.7	JORDAN, DAL.-N.Y.	69	225	677	902	13.1	PAUL, HOU.	58	473	8.2
EMBIID, PHI.	64	580	522	1761	27.5	GOBERT, UTAH	81	309	732	1041	12.9	YOUNG, ATL.	81	653	8.1
CURRY, G.S.	69	632	263	1881	27.3	CAPELA, HOU.	67	298	550	848	12.7	HOLIDAY, N.O.	67	518	7.7
LEONARD, TOR.	60	560	364	1596	26.6	ANTETOKOUNMPO	72	159	739	898	12.5	B. SIMMONS, PHI.	79	610	7.7
BOOKER, PHO.	64	586	393	1700	26.6	TOWNS, MIN.	77	263	691	954	12.4	HARDEN, HOU.	78	586	7.5
DURANT, G.S.	78	721	448	2027	26.0	VUCEVIC, ORL.	80	224	736	960	12.0	FOX, SAC.	81	590	7.3
LILLARD, POR.	80	681	468	2067	25.8	WHITESIDE, MIA.	72	257	560	817	11.3	JOKIC, DEN.	80	580	7.3
WALKER, CHA.	82	731	380	2102	25.6	WESTBROOK, OKC.	73	109	698	807	11.1	RUSSELL, BKN.	81	563	7.0
BEAL, WAS.	82	764	362	2099	25.6	JOKIC, DEN.	80	228	637	865	10.8	IRVING, BOS.	67	464	6.9
GRIFFIN, DET.	75	619	414	1841	24.5	NURKIC, POR.	72	243	505	748	10.4	LILLARD, POR.	80	551	6.9
TOWNS, MIN.	77	681	376	1880	24.4	AYTON, PHO.	71	223	506	729	10.3	GREEN, G.S.	66	454	6.9
IRVING, BOS.	67	604	214	1596	23.8	KANTER, N.Y.-POR.	67	257	402	659	9.8	BOOKER, PHO.	64	433	6.8
MITCHELL, UTAH	77	661	319	1829	23.8	COLLINS, ATL.	61	219	376	595	9.8	CONLEY, MEM.	70	449	6.4
LAVINE, CHI.	63	530	312	1492	23.7	ADAMS, OKC.	80	391	369	760	9.5	DEROZAN, S.A.	77	475	6.2
WESTBROOK, OKC.	73	630	296	1675	22.9	SABONIS, IND.	74	186	504	690	9.3	RUBIO, UTAH	68	416	6.1
THOMPSON, G.S.	78	655	129	1680	21.5	ALDRIDGE, S.A.	81	251	493	744	9.2	COLLISON, IND.	76	459	6.0
RANDLE, N.O.	73	571	356	1565	21.4	B. SIMMONS, PHI.	79	172	525	697	8.8	DONCIC, DAL.	72	429	6.0
ALDRIDGE, S.A.	81	684	349	1727	21.3	RANDLE, N.O.	73	162	472	634	8.7	WALKER, CHA.	82	484	5.9
DEROZAN, S.A.	77	631	366	1635	21.2	DAVIS, BKN.	81	216	478	694	8.6	ANTETOKOUNMPO	72	424	5.9
DONCIC, DAL.	72	506	346	1526	21.2	ALLEN, BKN.	80	191	481	672	8.4	DURANT, G.S.	78	557	5.9
HOLIDAY, N.O.	67	547	208	1420	21.2	CAULEY-STEIN, SAC.	81	181	497	678	8.4	INGLES, UTAH	82	469	5.7
RUSSELL, BKN.	81	659	160	1712	21.1	NANCE, CLE.	67	168	384	552	8.2	BLEDSE, MIL.	78	430	5.5
CONLEY, MEM.	70	490	343	1478	21.1	GEORGE, OKC.	77	105	523	628	8.2	BEAL, WAS.	82	448	5.5
MCCOLLUM, POR.	70	571	159	1468	21.0	IBAKA, TOR.	74	156	445	601	8.1	GRIFFIN, DET.	75	402	5.4
VUCEVIC, ORL.	80	701	179	1665	20.8	GASOL, MEM.-TOR.	79	80	547	627	7.9	WILLIAMS, LA-C	75	402	5.4
HIELD, SAC.	82	623	171	1695	20.7	HARRIS, LA-C-PHI.	82	69	576	645	7.9	AUGUSTIN, ORL.	81	426	5.3
JOKIC, DEN.	80	616	289	1604	20.1	DONCIC, DAL.	72	86	477	563	7.8	CURRY, G.S.	69	361	5.2
HARRIS, LA-C-PHI.	82	611	266	1644	20.0	VONLEH, N.Y.	68	113	415	528	7.8	SATORANSKY, WAS.	80	399	5.0
WILLIAMS, LA-C	75	484	425	1498	20.0	BAGLEY, SAC.	62	162	309	471	7.6	MURRAY, DEN.	75	363	4.8
GALLINARI, LA-C	68	409	367	1346	19.8	MCGEE, LA-L	75	195	371	566	7.5	JONES, MIN.	68	327	4.8
COLLINS, ATL.	61	465	203	1188	19.5	GRIFFIN, DET.	75	100	465	565	7.5	VANVLEET, TOR.	64	307	4.8
YOUNG, ATL.	81	525	343	1549	19.1	AMINU, POR.	81	112	498	610	7.5	DINWIDDIE, BKN.	68	311	4.6
BUTLER, MIN.-PHI.	65	418	312	1215	18.7	DEDMON, ATL.	64	105	375	480	7.5	LAVINE, CHI.	63	283	4.5
KUZMA, LA-L	70	496	188	1307	18.7	FAVORS, UTAH	76	207	353	560	7.4	GASOL, MEM.-TOR.	79	349	4.4
MIDDLETON, MIL.	77	506	216	1407	18.3	GORDON, ORL.	78	129	445	574	7.4	MIDDLETON, MIL.	77	331	4.3
MURRAY, DEN.	75	513	189	1367	18.2	LEONARD, TOR.	60	78	361	439	7.3	WINSLOW, MIA.	66	282	4.3
WIGGINS, MIN.	73	498	207	1321	18.1	GREEN, G.S.	66	60	421	481	7.3	FRAZIER, N.O.-MIL.	59	248	4.2
HARDAWAY N.Y.-DAL	65	390	232	1174	18.1	ADEBAYO, MIA.	82	165	432	597	7.3	JACKSON, DET.	82	344	4.2

FIELD GOAL PCT.	FG	FGA	PCT	3-PT FG PCT.	3FG	3GA	PCT	FREE THROW PCT.	FT	FTA	PCT
GOBERT, UTAH	476	712	.669	HARRIS, BKN.	183	386	.474	BROGDON, MIL.	141	152	.928
CAPELA, HOU.	474	732	.648	GREEN, TOR.	198	435	.455	CURRY, G.S.	263	287	.916
MCGEE, LA-L	400	641	.624	CURRY, POR.	113	251	.450	LILLARD, POR.	468	513	.912
BRYANT, WAS.	309	502	.616	CURRY, G.S.	354	810	.437	GALLINARI, LA-C	367	406	.904
HARRELL, LA-C	546	888	.615	GALLINARI, LA-C	161	372	.433	REDICK, PHI.	228	255	.894
ADAMS, OKC.	481	809	.595	BERTANS, S.A.	145	338	.429	LAMB, CHA.	231	260	.888
SABONIS, IND.	413	700	.590	HIELD, SAC.	278	651	.427	GREEN, WAS.	183	206	.888
ALLEN, BKN.	335	568	.590	BROGDON, MIL.	104	244	.426	HIELD, SAC.	171	193	.886
FAVORS, UTAH	363	619	.586	FORBES, S.A.	176	413	.426	DURANT, G.S.	448	506	.885
AYTON, PHO.	509	870	.585	BOGDANOVIC, IND.	164	386	.425	HOOD, CLE.-POR.	137	155	.884
ANTETOKOUNMPO	721	1247	.578	SHAMET, PHI.-LA-C	167	396	.422	SARIC, PHI.-MIN.	132	150	.880
WHITESIDE, MIA.	388	680	.571	AUGUSTIN, ORL.	131	311	.421	HARDEN, HOU.	754	858	.879
LOPEZ, CHI.	304	535	.568	MORRIS, DEN.	94	227	.414	WILLIAMS, LA-C	425	485	.876
GIBSON, MIN.	304	537	.566	MCDERMOTT, IND.	84	206	.408	ROSS, ORL.	126	144	.875
B. SIMMONS, PHI.	540	960	.563	PORTER, WAS.-CHI.	104	256	.406	IRVING, BOS.	214	245	.873
COLLINS, ATL.	465	831	.560	BEASLEY, DEN.	163	405	.402	MARKKANEN, CHI.	170	195	.872
VALANCIUNAS, MEM	301	538	.559	THOMPSON, G.S.	241	599	.402	CALDWELL-POPE, LA-L	137	158	.867
CAULEY-STEIN, SAC.	412	741	.556	SEXTON, CLE.	119	296	.402	AMINU, POR.	150	173	.867
SIKAM, TOR.	519	945	.549	IRVING, BOS.	174	434	.401	HARRIS, LA-C-PHI.	266	307	.866
KANTER, N.Y.-POR.	375	683	.549	SCOTT, LA-C-PHI.	101	252	.401	AUGUSTIN, ORL.	181	209	.866
HORFORD, BOS.	387	723	.535	BJELICA, SAC.	103	257	.401	BOOKER, PHO.	393	454	.866
DRUMMOND, DET.	561	1052	.533	TOWNS, MIN.	142	355	.400	JACKSON, DET.	204	236	.864
IBAKA, TOR.	464	877	.529	BEVERLY, LA-C	112	282	.397	PAUL, HOU.	175	203	.862
T. YOUNG, IND.	443	841	.527	HARRIS, LA-C-PHI.	156	393	.397	RICHARDSON, MIA.	199	231	.861
RANDLE, N.O.	571	1089	.524	REDICK, PHI.	240	605	.397	ROSE, MIN.	137	160	.856
DURANT, G.S.	721	1383	.521	KORVER, CLE.-UTAH	138	348	.397	RUBIO, UTAH	195	228	.855
ALDRIDGE, S.A.	684	1319	.519	BARNES, DAL.-SAC.	174	441	.395	TATUM, BOS.	195	228	.855
TOWNS, MIN.	681	1314	.518	KENNARD, DET.	106	269	.394	BUTLER, MIN.-PHI.	312	365	.855
VUCEVIC, ORL.	701	1354	.518	MILLS, S.A.	159	404	.394	LEONARD, TOR.	364	426	.854
DAVIS, N.O.	530	1026	.517	GRANT, OKC.	115	293	.392	MURRAY, DEN.	189	223	.848
JOKIC, DEN.	616	1206	.511	INGLES, UTAH	189	483	.391	ALDRIDGE, S.A.	349	412	.847
JAMES, LA-L	558	1095	.510	PRINCE, ATL.	123	315	.390	CONLEY, MEM.	343	406	.845
NURKIC, POR.	420	826	.508	BATUM, CHA.	116	298	.389	WALKER, CHA.	380	450	.844
BROGDON, MIL.	378	748	.505	CARTER, ATL.	123	316	.389	MORRIS, BOS.	146	173	.844
BAGLEY, SAC.	356	706	.504	GEORGE, OKC.	292	757	.386	CLARKSON, CLE.	162	192	.844
GAY, S.A.	376	746	.504	HUERTER, ATL.	136	353	.385	HARDAWAY, N.Y.-DAL.	232	276	.841
HARRIS, BKN.	374	748	.500	ROSS, ORL.	217	566	.383	SEXTON, CLE.	214	255	.839
GRANT, OKC.	409	823	.497	DEDMON, ATL.	83	217	.382	GEORGE, OKC.	453	540	.839
BOGDANOVIC, IND.	522	1051	.497	CRABBE, BKN.	98	259	.378	LIN, ATL.-TOR.	176	210	.838
B. INGRAM, LA-L	362	729	.497	VANVLEET, TOR.	112	296	.378	MIDDLETON, MIL.	216	258	.837



STEALS PER GAME	G	STL	AVG	BLOCKS PER GAME	G	BLK	AVG	MINUTES PER GAME	G	MIN	AVG
GEORGE, OKC.	77	170	2.21	TURNER, IND.	74	199	2.69	BEAL, WAS.	82	3028	36.9
HARDEN, HOU.	78	158	2.03	ROBINSON, N.Y.	66	161	2.44	GEORGE, OKC.	77	2841	36.9
PAUL, HOU.	58	114	1.97	GOBERT, UTAH	81	187	2.31	HARDEN, HOU.	78	2867	36.8
WESTBROOK, OKC.	73	142	1.95	LOPEZ, MIL.	81	179	2.21	WESTBROOK, OKC.	73	2630	36.0
BUTLER, MIN.-PHI.	65	123	1.89	MCGEE, LA-L	75	148	1.97	HOLIDAY, N.O.	67	2402	35.9
SMART, BOS.	80	143	1.79	EMBIID, PHI.	64	122	1.91	LILLARD, POR.	80	2838	35.5
LEONARD, TOR.	60	106	1.77	WHITESIDE, MIA.	72	136	1.89	BOOKER, PHO.	64	2242	35.0
DRUMMOND, DET.	79	136	1.72	DRUMMOND, DET.	79	138	1.75	GRIFFIN, DET.	75	2622	35.0
FOX, SAC.	81	133	1.64	TOWNS, MIN.	77	125	1.62	DEROZAN, S.A.	77	2688	34.9
HOLIDAY, N.O.	67	109	1.63	ANTETOKOUNMPO	72	110	1.53	WALKER, CHA.	82	2863	34.9
TUCKER, HOU.	82	132	1.61	CAPELA, HOU.	67	102	1.52	WIGGINS, MIN.	73	2543	34.8
BRIDGES, PHO.	82	129	1.57	ALLEN, BKN.	80	120	1.50	RICHARDSON, MIA.	73	2539	34.8
IRVING, BOS.	67	103	1.54	NURKIC, POR.	72	103	1.43	HARRIS, LA-C-PHI.	82	2848	34.7
T. YOUNG, IND.	81	123	1.52	JACKSON, MEM.	58	82	1.41	DURANT, G.S.	78	2702	34.6
NANCE, CLE.	67	100	1.49	FAVORS, UTAH	76	106	1.39	LAVINE, CHI.	63	2171	34.5
BLEDSE, MIL.	78	116	1.49	IBAKA, TOR.	74	103	1.39	B. SIMMONS, PHI.	79	2700	34.2
BEAL, WAS.	82	121	1.48	HARRELL, LA-C	82	110	1.34	TUCKER, HOU.	82	2802	34.2
HOLIDAY, CHI.-MEM.	82	121	1.48	ALDRIDGE, S.A.	81	107	1.32	LOWRY, TOR.	65	2213	34.1
ADAMS, OKC.	80	117	1.46	ISAAC, ORL.	75	98	1.31	ARIZA, PHO.-WAS.	69	2349	34.0
COLLISON, IND.	76	110	1.45	HORFORD, BOS.	68	86	1.26	LEONARD, TOR.	60	2040	34.0
GREEN, G.S.	66	95	1.44	GRANT, OKC.	80	100	1.25	THOMPSON, G.S.	78	2652	34.0
B. SIMMONS, PHI.	79	112	1.42	NOEL, OKC.	77	96	1.25	MCCOLLUM, POR.	70	2375	33.9
LOWRY, TOR.	65	91	1.40	HOLMES, PHO.	70	79	1.13	CURRY, G.S.	69	2331	33.8
MITCHELL, UTAH	77	106	1.38	VUCEVIC, ORL.	80	89	1.11	GORDON, ORL.	78	2633	33.8
JOKIC, DEN.	80	108	1.35	DEDMON, ATL.	64	71	1.11	MITCHELL, UTAH	77	2598	33.7
CONLEY, MEM.	70	94	1.34	KLEBER, DAL.	71	78	1.10	EMBIID, PHI.	64	2154	33.7
RUBIO, UTAH	68	91	1.34	GASOL, MEM.-TOR.	79	86	1.09	BUTLER, MIN.-PHI.	65	2185	33.6
CURRY, G.S.	69	92	1.33	DURANT, G.S.	78	84	1.08	CAPELA, HOU.	67	2249	33.6
BAZEMORE, ATL.	67	89	1.33	GREEN, G.S.	66	70	1.06	DRUMMOND, DET.	79	2647	33.5
ARIZA, PHO.-WAS.	69	91	1.32	JORDAN, DAL.-N.Y.	69	73	1.06	CONLEY, MEM.	70	2342	33.5
BEMBRY, ATL.	82	105	1.28	LOPEZ, CHI.	74	78	1.05	ADAMS, OKC.	80	2669	33.4
ANTETOKOUNMPO, MIL.	72	92	1.28	BAGLEY, SAC.	62	59	0.95	ALDRIDGE, S.A.	81	2687	33.2
WALKER, CHA.	82	102	1.24	ADAMS, OKC.	80	76	0.95	KUZMA, LA-L	70	2314	33.1
RUSSELL, BKN.	81	100	1.23	AYTON, PHO.	71	67	0.94	TOWNS, MIN.	77	2545	33.0
HARRISON, CHI.	73	89	1.22	BRYANT, WAS.	72	67	0.93	IRVING, BOS.	67	2214	33.0
OUBRE, WAS.-PHO.	69	84	1.22	PLUMLEE, DEN.	82	76	0.93	BARNES, DAL.-SAC.	77	2533	32.9
INGLES, UTAH	82	98	1.20	LEN, ATL.	77	69	0.90	ANTETOKOUNMPO, MIL.	72	2358	32.8
JONES, MIN.	68	81	1.19	HARKLESS, POR.	60	53	0.88	GRANT, OKC.	80	2612	32.7
OKOGIE, MIN.	74	88	1.19	POELTL, S.A.	77	68	0.88	MURRAY, DEN.	75	2447	32.6
MILLSAP, DEN.	70	83	1.19	ZUBAC, LA-L-LA-C	59	51	0.86	DONCIC, DAL.	72	2318	32.2





# TEAM LEADERS & RANKINGS

TEAM	G	FIELD GOALS			3-PT. FG.'S			FREE THROWS			— REBOUNDS —			— MISCELLANEOUS —					SCORING		
		MADE	ATT	PCT.	MADE	ATT	PCT.	MADE	ATT	PCT.	OFF	DEF	TOT.	AST	PF	DQ	STL	TO	BLK	PTS	AVG.
MILW.	82	3555	7471	.476	1105	3134	.353	1471	1904	.773	762	3316	4078	2136	1608	9	615	1137	486	9686	118.1
G.S.	82	3612	7361	.491	1087	2824	.385	1339	1672	.801	797	2990	3787	2413	1757	7	625	1169	525	9650	117.7
N.O.	82	3581	7563	.473	842	2449	.344	1462	1921	.761	909	2969	3878	2216	1732	7	610	1215	441	9466	115.4
PHIL.	82	3407	7233	.471	889	2474	.359	1742	2258	.771	892	3025	3917	2207	1745	6	606	1223	432	9445	115.2
LA-C	82	3384	7178	.471	821	2118	.388	1853	2340	.792	796	2936	3732	1970	1913	11	561	1193	385	9442	115.1
PORT.	82	3470	7427	.467	904	2520	.359	1558	1914	.814	967	2968	3935	1887	1669	14	546	1135	413	9402	114.7
OKC.	82	3497	7706	.454	932	2677	.348	1461	2049	.713	1031	2911	3942	1917	1839	20	766	1145	425	9387	114.5
TOR.	82	3460	7305	.474	1015	2771	.366	1449	1803	.804	786	2920	3706	2085	1724	12	680	1150	437	9384	114.4
SAC.	82	3541	7637	.464	927	2455	.378	1354	1865	.726	906	2819	3725	2083	1751	12	679	1095	363	9363	114.2
WASH.	82	3456	7387	.468	930	2731	.341	1508	1963	.768	794	2679	3473	2154	1701	10	683	1154	379	9350	114.0
HOU.	82	3218	7163	.449	1323	3721	.356	1582	2001	.791	836	2613	3449	1741	1803	6	700	1094	405	9341	113.9
ATL.	82	3392	7524	.451	1067	3034	.352	1443	1918	.752	955	2825	3780	2118	1932	16	675	1397	419	9294	113.3
MINN.	82	3413	7483	.456	827	2357	.351	1570	1995	.787	923	2750	3673	2018	1664	16	683	1074	411	9223	112.5
BOS.	82	3451	7423	.465	1032	2829	.365	1282	1598	.802	804	2849	3653	2155	1670	6	706	1052	435	9216	112.4
BKN.	82	3301	7358	.449	1047	2965	.353	1555	2088	.745	900	2919	3819	1954	1763	18	539	1236	339	9204	112.2
LA-L	82	3491	7425	.470	847	2541	.333	1336	1910	.699	835	2985	3820	2096	1701	10	618	1284	440	9165	111.8
UTAH	82	3314	7082	.468	993	2789	.356	1540	2092	.736	820	2981	3801	2133	1728	2	663	1240	483	9161	111.7
S.A.	82	3468	7248	.478	812	2071	.392	1408	1720	.819	757	2910	3667	2013	1487	4	501	992	386	9156	111.7
CHA.	82	3297	7362	.448	977	2783	.351	1510	1895	.797	814	2778	3592	1905	1550	16	591	1001	405	9081	110.7
DEN.	82	3439	7384	.466	903	2571	.351	1294	1714	.755	972	2832	3804	2245	1644	11	634	1102	363	9075	110.7
DALL.	82	3182	7122	.447	1022	3002	.340	1541	2076	.742	832	2884	3716	1918	1650	5	533	1167	351	8927	108.9
IND.	82	3390	7135	.475	779	2081	.374	1298	1727	.752	762	2766	3528	2128	1594	6	713	1122	404	8857	108.0
PHOE.	82	3289	7164	.459	790	2400	.329	1447	1858	.779	748	2563	3311	1957	1932	16	735	1279	418	8815	107.5
ORL.	82	3316	7307	.454	937	2633	.356	1231	1575	.782	822	2902	3724	2095	1526	6	543	1082	445	8800	107.3
DET.	82	3185	7238	.440	993	2854	.348	1415	1893	.747	936	2752	3688	1845	1811	8	569	1135	331	8778	107.0
MIAMI	82	3251	7218	.450	928	2658	.349	1238	1782	.695	921	2879	3800	1991	1712	3	627	1208	448	8668	105.7
CHI.	82	3266	7205	.453	745	2123	.351	1328	1695	.783	718	2799	3517	1796	1663	12	603	1159	351	8605	104.9
N.Y.	82	3134	7241	.433	823	2421	.340	1484	1956	.759	857	2811	3668	1646	1713	20	557	1151	422	8575	104.6
CLEV.	82	3189	7184	.444	847	2388	.355	1342	1694	.792	879	2619	3498	1698	1642	11	534	1106	195	8567	104.5
MEM.	82	3113	6924	.450	811	2368	.342	1453	1882	.772	723	2703	3426	1963	1801	17	684	1147	448	8490	103.5

TEAM	FIELD GOALS			3-PT. FG.'S			FREE THROWS			— REBOUNDS —			— MISCELLANEOUS —					SCORING		
	MADE	ATT	PCT.	MADE	ATT	PCT.	MADE	ATT	PCT.	OFF	DEF	TOT.	AST	PF	DQ	STL	TO	BLK	PTS	AVG.
IND.	3177	7059	.450	932	2633	.354	1298	1718	.756	862	2718	3580	2006	1642	6	608	1284	425	8584	104.7
MIAMI	3141	7116	.441	973	2717	.358	1432	1861	.769	831	2792	3623	1913	1652	10	612	1159	389	8687	105.9
MEM.	3083	6836	.451	951	2639	.360	1586	2023	.784	781	2883	3664	1920	1758	9	625	1249	402	8703	106.1
UTAH	3276	7253	.452	806	2273	.355	1372	1822	.753	733	2762	3495	1770	1835	19	695	1136	376	8730	106.5
ORL.	3274	7185	.456	858	2475	.347	1336	1717	.778	739	2922	3661	1892	1537	6	575	1064	362	8742	106.6
DEN.	3246	7084	.458	887	2618	.339	1372	1822	.753	799	2685	3484	2016	1675	11	610	1109	407	8751	106.7
DET.	3271	6969	.469	786	2278	.345	1470	1947	.755	747	2834	3581	1940	1748	23	566	1153	419	8798	107.3
BOS.	3239	7222	.448	944	2748	.344	1430	1872	.764	852	2912	3764	1940	1602	9	556	1241	317	8852	108.0
TOR.	3302	7352	.449	882	2559	.345	1399	1829	.765	867	2804	3671	2012	1683	8	622	1225	368	8885	108.4
HOU.	3313	7106	.466	831	2444	.340	1493	1944	.768	899	2825	3724	1929	1640	4	607	1232	369	8950	109.1
MILW.	3322	7669	.433	1073	2976	.361	1242	1694	.733	813	2902	3715	2031	1653	6	557	1096	395	8959	109.3
S.A.	3404	7354	.463	961	2678	.359	1249	1654	.755	756	2844	3600	2025	1611	11	589	999	332	9018	110.0
DALL.	3357	7315	.459	918	2667	.344	1400	1802	.777	836	2840	3676	2011	1905	13	643	1065	368	9032	110.1
PORT.	3371	7384	.457	878	2443	.359	1438	1868	.770	842	2670	3512	1906	1699	15	603	1014	420	9058	110.5
OKC.	3343	7272	.460	922	2592	.356	1500	1971	.761	811	2936	3747	2039	1844	10	672	1372	415	9108	111.1
G.S.	3315	7471	.444	955	2753	.347	1535	1987	.773	886	2750	3636	1989	1601	5	630	1105	295	9120	111.2
CHA.	3436	7311	.470	992	2748	.361	1307	1660	.787	825	2931	3756	2133	1686	7	565	1109	492	9171	111.8
BKN.	3460	7581	.456	848	2486	.341	1442	1872	.770	902	2889	3791	1944	1807	12	638	1104	432	9210	112.3
PHIL.	3418	7506	.455	843	2464	.342	1545	2011	.768	823	2743	3566	1917	1816	13	634	1045	336	9224	112.5
CHI.	3464	7316	.473	990	2709	.365	1377	1805	.763	824	2984	3808	2094	1534	7	600	1092	473	9295	113.4
LA-L	3438	7610	.452	971	2784	.349	1459	1862	.784	924	2918	3842	2053	1706	6	683	1167	421	9306	113.5
N.Y.	3434	7352	.467	969	2673	.363	1493	1948	.766	881	3016	3897	2098	1708	7	607	1084	458	9330	113.8
MINN.	3452	7386	.467	1041	2752	.378	1401	1827	.767	921	2822	3743	2145	1795	12	539	1209	455	9346	114.0
CLEV.	3539	7148	.495	984	2590	.380	1293	1680	.770	782	2835	3617	2107	1592	8	568	1022	459	9355	114.1
LA-C	3423	7490	.457	849	2477	.343	1677	2159	.777	925	2826	3751	1976	1969	28	677	1081	498	9372	114.3
SAC.	3465	7430	.466	986	2837	.348	1539	1998	.770	917	3015	3932	2024	1753	8	618	1304	420	9455	115.3
N.O.	3549	7610	.466	1006	2766	.364	1471	1926	.764	898	2855	3753	2174	1722	11	702	1113	445	9575	116.8
PHOE.	3482	7230	.482	912	2454	.372	1705	2263	.753	971	2897	3868	2126	1694	10	737	1285	411	9581	116.8
WASH.	3560	7424	.480	994	2689	.370	1474	1895	.778	936	2939	3875	2151	1741	11	631	1292	378	9588	116.9
ATL.	3508	7417	.473	1013	2820	.359	1759	2321	.758	871	2904	3775	2202	1817	12	810	1234	448	9788	119.4
AVG.'S	3369	7315	.461	932	2625	.355	1450	1892	.766	848	2855	3704	2016	1714	11	626	1155	406		



TEAM STATISTICS, RANK WITHIN LEAGUE

Table with 30 columns (ATL to WAS) and 20 rows of team statistics including Points/Game, FG Pct., FT Pct., 3-PT FG Pct., etc.

OPPONENTS' STATISTICS, RANK WITHIN LEAGUE

Table with 30 columns (ATL to WAS) and 20 rows of opponent statistics including Points/Game, FG Pct., FT Pct., 3-PT FG Pct., etc.

COMBINATION TEAM/OPPONENT STATISTICS, RANK WITHIN LEAGUE

Table with 30 columns (ATL to WAS) and 4 rows of combination statistics including PTS/GAME/DIFF, OFF. REB. PCT., DEF. REB. PCT., and TOTAL REB. PCT.

Large table with 20 columns (POINTS PER GAME, FIELD GOAL PERCENTAGE, etc.) and 33 rows (TEAM to COMPOSITE) showing various performance metrics.

\* - LEAGUE LEADER | REBOUND PERCENTAGES | OFF. - PERCENTAGE OF A GIVEN TEAM'S MISSED SHOTS WHICH THAT TEAM REBOUNDS. DEF. - PERCENTAGE OF OPPONENTS' MISSED SHOTS WHICH A GIVEN TEAM REBOUNDS. | TOT. - AVERAGE OF OFFENSIVE AND DEFENSIVE REBOUND PERCENTAGES.



American Airlines 

# Your team. Your airline.



Proud to be the Official Airline of the Dallas Mavericks.  
#LetsGoMavs

American Airlines and the Flight Symbol logo are marks of American Airlines, Inc.  
oneworld is a mark of the world Alliance, LLC. © 2018 American Airlines, Inc. All rights reserved.



**HUSTLE IS**

**THIRSTY**

**WORK**

