



DALLAS MAVERICKS 18-19 MEDIA GUIDE





TABLE OF CONTENTS

JUMP TO ANY PAGE WITH A CLICK + RETURN TO THIS PAGE AT ANY TIME BY CLICKING "CONTENT" ON THE SECTION PAGES

THE ORGANIZATION

- Staff Directory 4
- Basketball Staff 7
- Support Staff 20
- About 21
- American Airlines Center 22
- American Airlines 23
- Community - Mavs Care..... 24
- NBA Cares 26
- Basketball Programs 26
- Internet & Street Marketing 28
- Mavs Dancers 29
- Mavs Mascots 30
- Arena Entertainment 31

PLAYERS

- Roster 33
- Player Bios 35

THE NBA

- NBA Offices 104
- Opponents106
- G-League 164

HISTORY

- Team Rosters 1980-2016 168
- Rosters By Numbers 242
- Collegiate Breakdown 244
- Yearly Statistics 245
- Yearly Rosters 246
- Mavericks of the Past 250
- Draft Recaps 307
- All-Time Transactions 313
- NBA Leaders 330
- Mavs Top Games 332
- Opponents Top Games 333
- Career Leaders 334
- Honor Roll 335
- Yearly Leaders 336
- Mavs Season Highs 341
- Season Highs & Lists..... 342

RECORDS

- Individual Records 356
- Team Highs 357
- Team Lows 359
- Miscellaneous Records 360
- Rookie Leaders 361
- Opponent Player Highs 361
- Opponent Highs/Lows 362
- American Airlines Center 363

PLAYOFFS

- All-Time Results 364
- Top Performances 367
- Mavs Leaders 368
- Individual Records 368
- Team Highs/Lows 370
- Opponent Highs/Lows 371
- Miscellaneous 372

MEDIA

- Media Information 379
- AXS.TV & HDNET Movies 381
- Broadcast Information 382
- Mavs PR Staff 383
- Mavs Broadcasters 384
- 2018-19 Schedule 387

REVIEW

- 2017-18 Dallas Mavericks 390
- Season Statistics and Results..... 396
- Season Results 396
- Team Breakdown 398
- Player Highs 398
- Game-By-Game 399
- Superlatives 401
- Standings 403
- Individual Leaders 405
- Team Leaders 407
- Team Rankings 407

CREDITS

- Editors Sarah Melton, Scott Tomlin, Alan Rakowski
- Design Jena Jessen, Peyton Cournoyer
- Design & Editorial Assistance Matt Hoffer, Erin Finegold
- Photography Glenn James, Getty Images, NBA Photos

The information contained in this publication was compiled by the Dallas Mavericks and is provided as a courtesy to our fans and the media and may be used only for personal or editorial purposes. Any commercial use of this information is prohibited without the prior written consent of the Dallas Mavericks. All NBA and team insignias depicted in this publication are the property of NBA Properties, Inc. and the respective teams and may not be reproduced for commercial purposes without the prior written consent of NBA Properties, Inc.



ORGANIZATION

STAFF DIRECTORY

BASKETBALL STAFF

SUPPORT STAFF

FRONT OFFICE

FIRST CLASS ORGANIZATION

AMERICAN AIRLINES CENTER

AMERICAN AIRLINES

COMMUNITY OUTREACH

NBA CARES

BASKETBALL PROGRAMS

INTERNET & STREET MARKETING

MAVS DANCERS & MASCOTS

ARENA ENTERTAINMENT





STAFF DIRECTORY

Offices

American Airlines Center Offices.....American Airlines Center, 2500 Victory Avenue, Dallas, TX 75219
 Mavericks Practice Facility Offices.....1530 Inspiration Drive, Dallas, TX 75207
 Administrative Offices.....1333 North Stemmons, Suite 105, Dallas, TX 75207, 214.747.6287
 Mavericks PR.....214.655.4660 | Fax 214.665.4661
 Website.....mavs.com
 Tickets.....214.747.MAVS

Basketball Communications

Sarah Melton.....VP of Basketball Communications and Player Relations
 Scott Tomlin.....Director of Basketball Communications
 Alan Rakowski.....Manager of Basketball Communications
 Keisha Wyatt.....Director of Player Relations

Basketball Operations

Donn Nelson.....President of Basketball Operations/General Manager
 Rick Carlisle.....Head Coach
 Keith Grant.....Assistant General Manager
 Stephen Silas, Jamahl Mosley, Larry Shyatt, Darrell Armstrong, Mike Weinar.....Assistant Coaches
 Jenny Boucek.....Assistant to the Basketball Staff/Special Projects
 Peter Patton.....Shooting Coach
 Brad Davis.....Player Development Coach
 Kristy Laue.....Manager of Team Operations
 Rolando Blackman.....Director of Basketball Development
 Michael Finley.....Vice President of Basketball Operations
 Tom Kelly.....Consultant
 Mike Procopio.....Director of Player Development
 God Shammgod.....Player Development Coach
 Casey Smith.....Head Athletic Trainer
 Dionne Calhoun.....Associate Head Athletic Trainer
 Dr. Daniel Worrel.....Team Orthopedic Surgeon
 Dr. Bryan Allison.....Team Internist
 Jeremy Holsopple.....Director of Athletic Performance
 Jace Fredenburg.....Assistant Strength Coach
 Kory Johnson.....Equipment Manager
 Craig Metcalfe.....Assistant Equipment Manager
 Alvydas Pasdrzdis.....Director of International Scouting
 Dick Baker, Jim Kelly, Eduardo Najera, Kevin Stacom, Darren Tillis.....Scouts
 Lisandro Miranda, Roberto Carmenati.....International Scouts
 Jason White.....Director of Scouting
 Al Whitley.....Special Assistant to the Owner
 Dave Pendergraft.....Director of Pro Scouting
 Reginald Johnson, Greg Dreiling.....Advance Scouts
 Mike Shedd.....Head Video Coordinator/Scout
 Terry Sullivan.....Director of Internal Analytics
 Tony Ronzone.....Director of Player Personnel
 Don Kalkstein.....Director of Sport Psychology
 Mike Franco.....Assistant Team Psychologist
 James Brocato.....Director of Analytics
 Chris Newell.....Basketball Analytics Associate
 Mondrick Jones.....Player Analytics Manager
 Brent Booker.....Internal Analytics Assistant
 Casey Spangler.....Manual Therapist
 George Galanopoulos, Pete Crawford, Brian Grant.....Assistant Video Coordinators

Community Relations

Greg Nared.....SVP-Community Relations, Youth Basketball and Gaming
 Katie Edwards.....Sr. Director Community & Mavs Foundation
 Ben Hunt.....Youth Basketball Director
 Hannah Sherertz.....Community Relations Manager
 Emily Luth.....Community Relations Coordinator
 Becca Brown.....Project Manager, External Advisory Council
 Brandon Barkley.....Youth Basketball Manager

Compliance

Cyndee Wales.....Chief Ethics and Compliance Officer
 Keshia Robinson.....Director of Compliance

Corporate Communications and Events

Erin Finegold White.....VP of Corporate Communications and Events
 Ashley Gambino.....Senior Events Manager
 Tamara Jolee.....Community Reporter
 Lindsay Oster.....Influencer Manager
 Jenna Sighting.....Events Manager
 Rachael Sklar.....Communications and Events Coordinator



Corporate Sponsorships

George Killebrew.....Executive Vice President | Chief Revenue Officer
 Ryan Mackey.....VP of Corporate Sponsorships
 Patrick Sorensen.....VP of Corporate Sponsor Activations
 Clay Christopher.....Senior Director of Corporate Sponsorships
 Mike Matlocks.....Director of Corporate Sponsorships
 Kevin Morgan.....Corporate Sales Executive
 Kory Nix.....Senior Director of Corporate Sponsorships
 Kelly O'Brien.....Sponsorship Activation Manager
 Billy Phillips.....Senior Director of Corporate Sponsorships
 Ryan Rosenbaum.....Senior Sponsorship Activation Manager
 Spencer Santora.....Sponsorship Activation Coordinator
 Desiree Scott.....Senior Director of Corporate Sponsorships
 Kyle Tapply.....Senior Director of Corporate Sponsorships
 Connor Terry.....Corporate Account Executive
 Jade Bly.....Media and Asset Coordinator

Executive

Mark Cuban.....Owner
 Cynt Marshall.....Chief Executive Officer
 Jason M. Lutin.....Chief of Staff for Mark Cuban
 N'Wanye Barnes.....Chief of Staff to CEO
 Jerome Elenez.....Chief Marketing Officer
 Ronnie Fauss.....Chief Strategy Officer and SVP-New Business Development
 David Herr.....Chief Technology Officer
 George Killebrew.....Executive Vice President | Chief Revenue Officer
 Cyndee Wales.....Chief Ethics and Compliance Officer
 Tarsha LaCour.....SVP of Human Resources
 Steve Letson.....SVP of Basketball and Arena Development
 Sekou Lewis.....General Counsel
 Greg Nared.....SVP-Community Relations, Youth Basketball and Gaming
 Sarah Melton.....VP of Basketball Communications and Player Relations
 Erin Finegold White.....VP of Corporate Communications and Events

Finance

Ronnie Fauss.....Chief Strategy Officer and SVP-New Business Development
 Matt Wojciechowski.....Chief Financial Officer
 Nina Moreno.....Senior Financial Supervisor
 Karen Bright.....Senior Accountant
 Carol Dodd.....Accounting Associate
 Jana Fleming.....Accounting Associate
 Corinne Schroeder.....Financial Planning & Analysis Analyst

Human Resources

Tarsha LaCour.....SVP of Human Resources
 Gail O'Bannon.....VP of Diversity and Inclusion
 Candice Hicks-Coleman.....Director of Human Resources
 Lisa Tyner.....Director of Payroll and Benefits
 Chris Arnold.....Inclusion Ambassador
 Lisa Byrd.....Business Operations Manager
 Theta Hall.....Receptionist
 Valerie Kline.....Payroll Manager
 Nancy Solley.....Administrative Assistant

Legal

Sekou Lewis.....General Counsel

Marketing

Jerome Elenez.....Chief Marketing Officer
 Alison Panasik.....VP of Merchandising and Brand Identity
 Veronica Cantu.....Director of Marketing and Sales Support - Sponsorships
 Iris Diaz.....Director of Marketing and Sales Support - Ticket Sales
 Matt Hoffer.....Creative Director
 Jonathan Kornblith.....Creative and Game Day Director
 Monica Borja-Garcia.....Photographer
 Steve Chavera.....Photographer
 Jena Jessen.....Graphic Designer
 Bobby Karalla.....Digital Content Manager
 Lizelle Lauron.....Social Media Coordinator
 Allison Lewis.....Merchandise Buyer
 Jonathan Lim.....Shooter and Editor
 Aston Majors.....Graphic Designer
 Michael Marshall.....Managing Editor
 Carlos Monge.....eCommerce Web Manager
 Brian Morren.....Graphic Designer
 Eric O'Donnell.....Shooter and Editor
 Dwain Price.....Digital Content Reporter
 Deadrah Smith.....Executive Assistant
 Shelby Sumter.....Shooter and Editor
 Dalton Tarver.....Senior Shooter and Editor
 Adam Wermuth.....Senior Content Editor
 Gabrielle Wilkins.....Content Editor

Mavs Gaming

Trey Christensen.....General Manager of Mavs Gaming
 Jonathan Miller.....E-Sports Marketing Manager
 LT Fairley.....Head Coach - Mavs Gaming



Operations

Steve Letson.....SVP of Basketball and Arena Development
Jacob Taylor.....Senior Director Operations
Julian Ochoa.....Broadcast Manager
Kathleen Caday.....Operations Manager
Andrew Dunlevy.....Practice Facility Manager
Doug Rumbo.....Facility Administrator
Byron Arnold.....Mascot - Mavs Man
Ted Ovletrea.....Mascot Manager - Champ

Technology

David Herr.....Chief Technology Officer
Scott Powers.....Director of Information Technology
William Burseen.....Desktop Support Technician
Kaitlynn Lindsey.....CRM Coordinator

Ticket Operations

Mike Childers.....Director of Ticket Administration
Mary Jean Gaines.....Senior Director of Ticket Administration
Shayne Ballard.....Director of Ticket Operations
Aubrey Molina.....Ticket Operations Coordinator

Ticket Sales and Service

George Killebrew.....Executive Vice President | Chief Revenue Officer
Theo Hodges.....VP of Ticket Sales
Whitney Neil.....VP of Ticket Sales and Service
Tyler Badt.....Service and Retention Executive
Morgan Barrentine.....Service and Retention Executive
Harrison Bucher.....Group Account Executive
Kenneth Bunch.....Service and Retention Manager
Dylan Burson.....Inside Sales Representative
Promit Chatterjee.....Account Executive
Scott Chenault.....Account Executive
Matthew Cummings.....Inside Sales Representative
Javan Drummond.....Account Executive
Matt Fontana.....Group Sales Manager
Alex Fruci.....Account Executive
Kyle Gillespy.....Manager of Inside Sales, Training & Development
David Green.....Senior Account Executive
Marquise Greene.....Account Executive
Michael Hand.....Group Account Executive
Elizabeth Hooker.....Group Account Executive
Will Jamison.....Account Executive
Hayley Jones.....Service and Retention Executive
Breanna Kellogg.....Inside Sales Representative
Jordan Key.....Service and Retention Executive
Omayra Mccandele.....Group Account Executive
M Jacob Morgan.....Inside Sales Representative
Stephen Mudd.....Director of Premium Sales
Marc Mundy.....Senior Premium Sales Executive
Lee Page.....Service and Retention Manager
Blake Paxton.....Account Executive
Ernest Rangel.....Senior Account Executive
Kelli Robinson.....Inside Sales Representative
Brooke Roshell.....Premium Sales Executive
Rachel Skinner.....Service and Retention Executive
Jason Sivils.....Service and Retention Executive
Scott Tribble.....Director of Ticket Sales
Heather Thompson.....Service and Retention Executive
Tray Thompson.....Group Account Executive
Abel Tobias.....Premium Sales Executive
McKenzie Watts.....Project Manager
Cory Webb.....Group Sales Manager
Calee Williams.....Service and Retention Executive
Ashley Williams.....Account Executive

Broadcast Information

Television.....FOX Sports Southwest/TXA-21
Play-By-Play.....Mark Followill
Analysts.....Derek Harper, Jeff Wade
Radio.....ESPN 103.3 FM
Play-By-Play.....Chuck Cooperstein
Analyst.....Brad Davis
Spanish Radio.....Univision Radio KFLC 1270 AM
Play-By-Play.....Victor Villalba

Gameday Staff

Public Address Announcer.....Sean Heath
Stat Crew.....Kyle Bass, Jake Breedlove, Olivia Breedlove, Melissa Cebold,
Mike Childers, Mike Conley, David Cross, Ben Dobson, Tim Fontillas, Richard Forbes, Jim Guy, Herman Hudson, Graham Hunt,
Rodney Isles, Charlie Jackson, Chris Kimbell, David Kinslow, Crystal Lopez, Michael Lopez, Perry Mann, Stefan McNeil,
Caitlyn Philips, Todd Paige, Terrence Odom, Melissa Powers, Kyle Prengler, Rachel Reida, Rodney Roeske, Greg Schafer,
Robin Scichili, Ilesha Speight, Tony Stick, Paul Suber, Josh Theiss, Sam Thomas, Brittany Timmerman



BASKETBALL STAFF

MARK CUBAN, OWNER



Since Mark Cuban purchased the Dallas Mavericks on Jan. 4, 2000, the face of the organization has changed dramatically.

Under his leadership, the team's home games have become more than just an ordinary NBA event – they have become a total entertainment experience. That party atmosphere he helped instill, with the return of the “Reunion Rowdies”, has carried over into the creation of the “Mavericks ManiAACs” at American Airlines Center.

Cuban's whatever-it-takes attitude and commitment to winning has grabbed everyone's attention. From his first introduction to the team to the end of his first season as owner, the players responded with a 31-19 record, including a 9-1 mark in April.

The organization's upward trend has continued since. Dallas has won at least 50 games in 12 of the last 18 seasons and has advanced to the NBA Playoffs in 15 of the last 18 years.

In 2006-07, the Mavericks won a franchise-high 67 games and posted the NBA's seventh-best record in history. Dallas won 60 games in 2002-03 and 2005-06, advancing to the Western Conference Finals in both seasons. The Mavericks made the franchise's first appearance in the NBA Finals in 2006 and again in 2011, winning the World Championship vs. the Miami Heat.

Cuban has been successful in bringing a sense of pride and passion to Mavericks fans – presenting himself as the ultimate role model, cheering from the same seats he has had for many seasons. He is the first owner in team sports to encourage fan interaction through e-mail. It was through this personal touch that fans throughout the Metroplex, and around the world, began to notice Cuban's energetic personality and take notice of the Mavericks. He has personally responded to hundreds of thousands of e-mails and several suggestions from fans have led to innovative changes.

Prior to his purchase of the Mavericks in January 2000, Cuban co-founded Broadcast.com, the leading provider of multimedia and streaming on the Internet. Broadcast.com was sold to Yahoo! Inc. in July of 1999. MicroSolutions, a leading national systems integrator, was co-founded by Cuban and partner Martin Woodall in 1983 and later sold to CompuServe.

In addition to his ownership of the Mavericks, Cuban is the owner and chairman of AXS.tv, the world's only all high-definition national television network. He has also been an investor in start-ups including Mahalo, JungleCents.com, motionlift.com, Filesanywhere.com, Naked Pizza and 140fire.com. Along with partner Todd Wagner, he also co-owns The Landmark Theater chain, Magnolia Pictures and Magnolia Home Video.

A graduate of Indiana University, Cuban hails from Pittsburgh, Pa., and resides in Dallas.



CYNTHIA “CYNT” MARSHALL, CEO



Cynthia “Cynt” Marshall enters her first full season as Mavericks Chief Executive Officer after joining the organization in February 2018.

Marshall is the Founder of Marshalling Resources, a consulting firm specializing in Leadership, Diversity & Inclusion, Culture Transformation and overall optimization of people resources.

Prior to her May 2017 retirement from AT&T, Marshall served as Senior Vice President – Human Resources & Chief Diversity Officer. She was responsible for identifying and developing leaders, aligning employees with the company’s vision and priorities, overseeing major business unit HR support, performance development, employee engagement, skills transformation initiatives, EEO and Affirmative Action. She also led the team that created a world class Diversity and Inclusion culture, landing AT&T in the top 3 on Diversity Inc’s 2017 Top 50 list of companies. She also spearheaded the work that for the first time placed AT&T on Fortune’s 100 Best Companies to Work For list in 2017, one of only two Fortune 50 companies.

Before her SVP-Human Resources and Chief Diversity Office roles, Marshall served as President-AT&T North Carolina where she became the first African-American chair of the North Carolina State Chamber of Commerce. She has over 30 years of technical, non-technical, line and staff telecommunications leadership experience.

Widely recognized for her visionary leadership and ability to get things done, in 2017 Marshall was honored with the Dallas Regional Chamber’s prestigious ATHENA award; an award that celebrates women who achieve excellence in their professions, serve the community in a meaningful way, and help other women reach their full potential. Also in 2017, she was honored by The Network Journal as one of the 25 Most Influential Women in Business. In 2017 and 2015 she was selected as one of the “50 Most Powerful Women in Corporate America” by *Black Enterprise* magazine. In 2014, industry analysts and members of the press awarded her the HR Executive of the Year - Best in Biz Award.

Marshall grew up in Richmond, California and is a graduate of the University of California-Berkeley with degrees in Business Administration and Human Resources Management. She also holds two honorary Doctorate of Humane Letters degrees from Livingstone College and Bennett College. Marshall is currently on the board of Dallas CASA (Court Appointed Special Advocates) where she chairs the Development Committee and is a member of the Executive Leadership Council (ELC). She lives in the Dallas area with her husband, Kenneth Marshall. She and her husband Kenneth have four young adult children. They have a passion for foster care, adoption, education and causes associated with permanence and stability for children.



DONN NELSON, PRESIDENT OF BASKETBALL OPERATIONS & GENERAL MANAGER



One of the most respected minds in the NBA, Donnie Nelson is involved in every aspect of the Mavericks basketball operations. Nelson, who owns 33 years of NBA experience, came to Dallas on Jan. 2, 1998, after three seasons as an assistant coach with the Phoenix Suns.

Nelson was instrumental in rebuilding a team that suffered a decade-long playoff drought into a perennial playoff team and championship contender. Under Nelson, the Mavericks have won 59.3% (593-1,000) of their games with three 60+ win seasons, including a franchise-record 67-win season in 2007, which tied for the sixth-best record in NBA history.

The Mavericks are also one of only six NBA franchises to win 60 games or more three times in a five-year span. During his tenure, the Mavericks have made the playoffs in 15 of the last 18 seasons, been to the Western Conference Finals three times, advanced to the NBA Finals twice, captured their first Division title in 20 years in 2007 and won their first World Championship in 2011. Nelson successfully coached the Mavericks while his father and former head coach, Don Nelson, was recovering from cancer surgery in 2000-01. Donnie led the team to a 15-8 record while serving as head coach. He was the top assistant

to his father at Golden State, where he served the organization a total of eight seasons (1986-94). Nelson was also a regional scout for the Milwaukee Bucks for two seasons (1984-86).

From 1990-2006, Nelson served as an assistant coach for the Lithuanian National Team. In that span, he helped them win three bronze medals in four Olympiads, a silver medal in the 1995 European Championships and a gold medal in the 2003 European Championships. In appreciation of his contributions, Nelson was awarded the Grand Cross of the Commander by the President of Lithuania in 2004. In 1994, Nelson proudly served as a scout for USA Basketball at the World Championships in Toronto. Dream Team II went undefeated on their way to capturing a gold medal that year.

Nelson's tireless efforts helped crack two walls that once seemed unbreakable. He was responsible for signing the first player from both the Soviet Union (Sarunas Marciulionis) and China (Wang Zhizhi) to NBA contracts. In addition, Nelson holds the honor of being the only American coach to participate in a Soviet National training camp. On June 24, 1998, Nelson engineered a deal that brought a relatively unknown German and an unheralded Canadian to Dallas. Both Dirk Nowitzki (2007) and Steve Nash (2005, 2006) would go on to be named the NBA's Most Valuable Player, giving the Mavericks the distinction of being the only team in history to acquire two future MVPs in the same transaction.

"Donnie has been my biggest supporter from day one," said 13-time NBA All-Star, 2007 MVP and 2011 NBA Finals MVP Dirk Nowitzki. "He works harder than any coach or president in the NBA. He thinks about basketball 24 hours a day."

Nelson also serves as the Chief Advisor for the Chinese National Basketball Team. During his five years of service, they equaled their all-time best Olympic finish (8th) in Athens and won the Gold Medal at the 2005 and 2007 Asian Championships. In 2008, he helped coach the team to an eighth-place finish in the Beijing Olympics. Nelson's first exposure to the continent of Africa took place in 1992. He has conducted clinics in North Africa, Senegal, Nigeria and South Africa. Nelson is especially proud to be associated with the NBA's Basketball Without Borders program in Africa. This outreach program provides educational opportunities to challenged African athletes.

In December 2002, Nelson's heart for disadvantaged youth led to the creation of the Assist Youth Foundation, which has since combined with the charity organization known as Little Heroes. The foundation's goal is to advance opportunities for underprivileged kids in the Dallas-Fort Worth Metroplex and across the globe. Additionally, he proudly serves on the board of the Make-a-Wish Foundation. In 2009, Nelson became the co-owner of a new NBA G-League team, the Texas Legends, that is located in Frisco, Texas. A 1986 graduate of Wheaton College (Ill.), Nelson was inducted into the school's Hall of Honor on Oct. 3, 1997. He led Wheaton in scoring and was an NABC All-Midwest selection.

Born Sept. 10, 1962, he and his wife, Lotta, have a daughter, Christie (8/10/92) and a son, D.J. (5/24/94).



RICK CARLISLE, HEAD COACH



Rick Carlisle is in his 11th season as the head coach of the Dallas Mavericks. He was hired by Dallas in May of 2008, and is the third-longest tenured head coach in the league behind San Antonio's Gregg Popovich (hired in December 1996) and Miami's Erick Spoelstra (April 2008). Carlisle became the winningest coach in Mavericks history with a 103-93 victory at the L.A. Lakers on Nov. 1, 2015, passing Don Nelson (339) with his 340th win with the franchise.

Carlisle has led his team to the playoffs 12 times in his 16 seasons as a head coach. He guided the Mavericks to their first-ever world championship in 2011, while posting an impressive 16-5 mark during the 2011 postseason. Carlisle, who won a title as a player with Boston in 1986, is one of only 14 individuals to win an NBA championship as both a player and a head coach. He moved into 17th place on the NBA's all-time wins list in 2017-18, passing John MacLeod (707) with career win No. 708 vs. Orlando on Jan. 9, 2018.

Carlisle, who was named the ninth Dallas coach in franchise history on May 9, 2008, led the Mavericks to the postseason in seven of his first nine seasons with the team. Carlisle joined the Mavericks after spending six seasons, with Detroit and

Indiana, as a head coach. He served as an ESPN studio analyst during the 2007-08 NBA season before coming to Dallas.

Carlisle began his head coaching career with Detroit. During his two-season tenure, the Pistons won 61% (100-64) of their games to go along with two Central Division championships and one trip to the Eastern Conference Finals. Following his first season as head coach in 2002, Carlisle earned the NBA's Coach of the Year award.

Carlisle joined Indiana as the head coach on Sept. 2, 2003. In his first year, Carlisle led the Pacers to the NBA's best record (61-21), the most victories in franchise history, the best winning percentage in team history (.744) and a Central Division championship. He also led the Pacers to the 2004 Eastern Conference Finals where they eventually lost to the Pistons.

Carlisle, including his previous two seasons with Detroit, became the first coach since Pat Riley to win 50 games and division championships in each of his first three seasons as a head coach. Overall, Carlisle earned a 181-147 (.552) regular season record in Indiana and led the team to three consecutive postseason appearances before stepping down following the 2006-07 campaign.

Carlisle began his coaching career in 1989 as an assistant with the New Jersey Nets. In five seasons with the Nets, he had the opportunity to work under Hall of Fame coaching legends Bill Fitch and Chuck Daly. Carlisle then moved on to Portland, where he spent three seasons as an assistant under P.J. Carlesimo before joining former teammate Larry Bird's staff in Indiana during the summer of 1997.

In 1984, Carlisle began his NBA career as the only rookie to make the Boston Celtics roster. He spent three seasons in Boston and enjoyed his best year as a pro when he averaged 9.9 minutes in 77 games for the 1986 world champions. He then played one year with the New York Knicks under head coach Rick Pitino before moving on to New Jersey, where he played briefly for Fitch before being offered an assistant coaching position with the franchise.

Collegiately, Carlisle played two years at the University of Maine before transferring to the University of Virginia, where he was co-captain of the Cavaliers' 1984 Final Four team. A native of Ogdensburg, N.Y., he graduated in 1984 with a B.A. in psychology from Virginia. Carlisle and his wife, Donna, have a daughter, Abby. He enjoys golf, piano, table tennis and spending time with his family, which includes two dogs, Zoe and Daisy.

YEAR	TEAM	REGULAR SEASON		POSTSEASON	
		W-L	PCT	W-L	PCT
2001-02	Detroit	50-32	.610	4-6	.400
2002-03	Detroit	50-32	.610	8-9	.471
2003-04	Indiana	61-21	.744	10-6	.625
2004-05	Indiana	44-38	.537	6-7	.462
2005-06	Indiana	41-41	.500	2-4	.333
2006-07	Indiana	35-47	.427	0-0	---
2008-09	Dallas	50-32	.610	5-5	.500
2009-10	Dallas	55-27	.671	2-4	.333

YEAR	TEAM	REGULAR SEASON		POSTSEASON	
		W-L	PCT	W-L	PCT
2010-11	Dallas	57-25	.695	16-5	.762
2011-12	Dallas	36-30	.545	0-4	.000
2012-13	Dallas	41-41	.500	0-0	---
2013-14	Dallas	49-33	.598	3-4	.429
2014-15	Dallas	50-32	.610	1-4	.200
2015-16	Dallas	42-40	.512	1-4	.200
2016-17	Dallas	33-49	.402	0-0	---
2017-18	Dallas	24-58	.293	0-0	---
TOTALS		718-578	.554	58-62	.483



STEPHEN SILAS, ASSISTANT COACH



Stephen Silas begins his first season as an assistant coach with Dallas after spending the previous nine seasons as an assistant with the Charlotte Hornets, including the last as the team's Associate Head Coach. The 2018-19 season will mark his 18th year as an assistant coach in the NBA.

During his recent stint with Charlotte, Silas served as the head coach of the team on several occasions. In 2015-16, he helped lead the Hornets to a division-best 48-34 (.585) record and the franchise's second playoff appearance in a span of three years.

Silas joined the Hornets' coaching staff on Dec. 26, 2010, after spending the previous four-and-a-half seasons as an assistant coach for the Golden State Warriors. Prior to joining the Warriors, Silas served as an advance scout for the Washington Wizards during the 2005-06 campaign.

Silas also spent five seasons as an assistant coach under his father, Paul Silas, with the original Charlotte/New Orleans Hornets (2000-03) and Cleveland Cavaliers (2003-05). Silas, who joined the original Hornets in the summer of 1999 as an advance and college scout, was promoted to assistant coach on June 5, 2000, making him the youngest assistant in the NBA at that time at 27 years old.

Silas has also served as a Summer League head coach for New Orleans (2002), Cleveland (2003) and Golden State (2010). In addition to his work with NBA teams, Silas coached at the 2003 and 2007 NBA Pre-Draft camps and the 2011 adidas EuroCamp in Treviso, Italy. Internationally, Silas has worked at camps and clinics across the globe to help promote the game of basketball and the NBA in locations including Germany, South Africa and South Korea.

The Boston native graduated from Brown University in 1996, where he earned bachelor's degrees in sociology and management and played four seasons for the Bears basketball team. Upon graduation, Silas spent three years as the assistant executive director of the National Basketball Retired Players Association in Providence, Rhode Island.

Silas and his wife, Keryl, were married in 2002 and have two daughters, Kyler Elyse and Kaelyn.

JAMAHL MOSLEY, ASSISTANT COACH



Jamahl Mosley enters his fifth season as an assistant coach with Dallas. For the past three summers, he was also the head coach on the Mavericks Summer League team that competed in Las Vegas. Prior to joining the Mavericks, Mosley spent four seasons as an assistant coach for the Cleveland Cavaliers from 2010-14.

Before joining the Cavaliers in July 2010, Mosley spent five seasons with the Denver Nuggets. He spent the first two seasons working in player development/advance scouting, and moved up to assistant coach during his last three seasons. The Nuggets reached the playoffs each of those three years, winning 50 games or more, including winning the Northwest division twice and a trip to the Western Conference Finals in 2009.

Mosley was a four-year letterman at the University of Colorado from 1997-2001, where he is one of 33 players in school history to score over 1,000 points. Following his collegiate career, he played four seasons of professional basketball overseas: two years in Australia for the Victoria Titans, one year in Spain with Baloncesto Leon and one year in Korea.

A native of Milwaukee, Mosley served as an assistant coach at the 2018 USA Basketball Men's National Team mini-camp. He has participated in Basketball Without Borders in Africa on several occasions. He and his wife, Kristina, have three children, Jemma, C.J. and Chance.



LARRY SHYATT, ASSISTANT COACH



Larry Shyatt enters his third season as an assistant coach with the Mavericks after spending over 40 years in the collegiate ranks, including the final five as the head coach at the University of Wyoming. He left UW as one of the most successful coaches in program history, leading the Cowboys to five postseason berths.

In 2014-15, the Cowboys won the Mountain West tournament title to secure the first appearance in the NCAA tournament since 2002 and he was the fastest coach ever to reach 100 wins at UW. Overall, Shyatt finished with a 117-78 record in six total seasons at Wyoming (1997-98, 2011-16). Prior to his stint at Wyoming, he was an assistant coach under Billy Donovan at the University of Florida from 2004-11. During that time, Florida won back-to-back national championships (2006, 2007). Between his time at Wyoming and Florida, Shyatt was the head coach at Clemson University for five seasons from 1998-2003.

Shyatt was an assistant coach at Utah (1975-76) and associate head coach at New Mexico (1982-1988). Between his time at Utah and New Mexico, he returned to his hometown of Cleveland, serving as an assistant coach at Cleveland State from 1976-1982.

Shyatt graduated from the College of Wooster in 1973 with a bachelor's degree in physical education and was on the basketball team from 1970-1972.

Shyatt and his wife, Pam, have three sons – Jeremy, Geoffrey and Philip. Jeremy serves as an assistant coach at Wyoming.

DARRELL ARMSTRONG, ASSISTANT COACH



Former Maverick Darrell Armstrong enters his 10th full season as an assistant coach after joining Dallas midway through the 2008-09 campaign. For eight summers, Armstrong was the top assistant coach of the Mavericks Summer League team that played in Orlando and Las Vegas.

Armstrong brings 14 years of NBA experience as a player to the bench as he assists with the development of young players as well as veterans.

After going undrafted out of Fayetteville State, Armstrong played in the Global Basketball Association and the United States Basketball League as well as in Cyprus and Spain. Armstrong was eventually signed as a free agent by the Orlando Magic, thus beginning a career that saw him play 14 seasons in the NBA with Orlando, New Orleans, Dallas, Indiana and New Jersey. He played in 840 NBA games and holds career averages of 9.2 points, 4.0 assists and 1.34 steals in 23.7 minutes per game. During his career, Armstrong earned both the NBA's Sixth Man Award and Most Improved Player Award in 1999. He participated in the Slam Dunk Competition at the 1996 NBA All-Star Weekend and was a career 87.1 percent shooter from the foul line.

Armstrong was traded from New Orleans to Dallas on Dec. 3, 2004, in exchange for Dan Dickau. He played 114 games for the Mavericks until he was traded to Indiana on June 24, 2006. A native of Gastonia, N.C., Armstrong has two daughters, Arkia and Mayliah, and one son, Darrell, Jr.

MIKE WEINAR, ASSISTANT COACH



Mike Weinar enters his 11th season with the Mavericks and second with the title of assistant coach. Weinar was member of the 2011 Championship coaching staff. He is responsible for opponent preparation and contributes prominently to the offensive side of the ball.

Weinar led Dallas to the 2017 Orlando Summer Pro League Championship as the head coach. He has also served as an assistant coach on the Mavericks' Las Vegas summer league teams. Prior to joining the Mavericks, Weinar worked as a graduate assistant at the University of Florida under head coach Billy Donovan.

Weinar served as a graduate assistant with the University of Florida Men's Basketball Program from 2006 to 2008. From 2003 to 2006, Weinar served as a student manager with the University of Florida Men's Basketball Program. During his tenure at the University of Florida, he was a part of back to back National Championship teams in 2005-06 and 2006-07. Prior to this, Weinar served as an assistant basketball coach at his alma mater, Bronson High School.

Born in Urbana, Ill., Weinar earned his master's degree in sport management and his bachelor's degree in exercise and sport science with a minor in business administration from the University of Florida. Weinar has extensive experience coaching and speaking at camps and clinics both domestically and internationally. Born July 23, 1984, Weinar is the son of Paul and Linda Weinar. Weinar and his wife, Noelle, have two sons, Gavin and Wesley.



JENNY BOUCEK, ASSISTANT TO THE BASKETBALL STAFF/SPECIAL PROJECTS



Jenny Boucek begins her first season with the Mavericks and will hold the title of Assistant to the Basketball Staff/Special Projects.

Boucek became just the third woman to coach in the NBA after spending last season with the Sacramento Kings (also Becky Hammond-San Antonio and Nancy Lieberman-Sacramento). Prior to joining the Kings, she spent three seasons as the head coach of the WNBA's Seattle Storm (2015-17) and two-plus seasons as the head coach of the Sacramento Monarchs (2007-09).

Boucek was involved in the WNBA since its inaugural season in 1997 when she played for the Cleveland Rockers. Following a career-ending injury in 1998, she began her coaching career as an assistant with the Washington Mystics in 1999. She then spent three seasons (2000-02) in the same capacity with the Miami Sol and three seasons with the Seattle Storm (2003-05). In her first stint with Seattle in 2004, Boucek was a member of the franchise's first WNBA Championship. The Storm won their second WNBA crown in 2010 with Boucek on staff in a similar role. Boucek is distinguished as the first athlete to play in the WNBA and subsequently serve as both an assistant and head coach in the league.

The Nashville, Tenn., native played collegiate basketball at the University of Virginia from 1992-96. Boucek helped lead the Cavaliers to four regular season Atlantic Coast Conference Championships and three NCAA Elite Eight appearances. She was a two-time GTE All-American, two-time ACC selection and two-time Defensive Player of the Year. She finished her career at Virginia with over 1,000 points.

Boucek resides in Dallas with her daughter, Rylie.

KEITH GRANT, ASSISTANT GENERAL MANAGER



Keith Grant has spent 39 seasons with the Mavericks and serves as assistant general manager.

In July 1996, Grant, whose career with the Mavericks began prior to the 1980-81 charter season, was promoted to vice president of basketball operations after serving as director of player personnel from 1994 to 1996. From 1990 to 1994, he served as the club's director of scouting. In 1984, Grant served as administrative assistant/scout. His responsibilities were expanded to include advance pro scouting prior to the 1986-87 season when Dallas went 55-27 and won the Midwest Division.

Born on Jan. 3, 1958, Grant began his pro sports career at the age of 12, serving as a bat boy for the Oklahoma City 89ers AAA baseball team. He held several positions during his 12-year stint with the club. Prior to graduating from Oklahoma City University in 1980 with a bachelor's degree in business management, he played four years of varsity baseball, spending three years on the OCU basketball staff in varying roles.

Grant, who served as the Arlington Stadium organist from 1982 to 1984, is an avid baseball fan and golfer. He and his wife, Nancy, live in Lewisville and have three children, Jennifer, Melissa and Brian.



MICHAEL FINLEY, VICE PRESIDENT OF BASKETBALL OPERATIONS



Michael Finley begins his fifth season in the Mavericks' front office and his first with the title of Vice President of Basketball Operations. He previously held the title of Assistant VP of Basketball Operations with the team. In his role, Finley assists Mark Cuban and Donnie Nelson with all aspects of player basketball operations.

Finley was drafted in the first round (21st overall) in the 1995 NBA Draft by the Phoenix Suns and was named to the First Team All-Rookie team following his rookie campaign. On Dec. 26, 1996, he was traded to the Mavericks along with Sam Cassell, A.C. Green and a second round pick in exchange for Jason Kidd, Tony Dumas and Loren Meyer. He played with the Mavericks from 1996-2005 and was named to the All-Star team twice (2000, 2001).

In 15 total seasons, he played with four teams (Phoenix, Dallas, San Antonio and Boston) and averaged 15.7 points, 4.4 rebounds and 2.9 assists in 1,103 games. In Mavericks history, he ranks fifth in points (12,389), fifth in rebounds (3,245), eighth in assists (2,393), fifth in field goals (4,834), third in 3-point field goals (870), fifth in free throws (1,851), fourth in steals (748), fifth in games (626), fourth in starts (606) and fourth in minutes (24,878). After nine seasons with Dallas, Finley signed with the San Antonio Spurs in 2005 and was a member of their 2007 NBA Championship team. He retired in 2010 after a season with the Boston Celtics.

Born and raised in Maywood, Ill., Finley attended the University of Wisconsin and graduated with a Bachelor of Science in Business Management. He averaged over 20 points per game and finished his career as the all-time leading scorer in Wisconsin history. In 2009, Finley began his film production company, Follow Through Productions, LLC. He is a financier and executive producer to several films including Sanctum (2011), Luv (2012), The Day (2012), The Butler (2013), Sneakerheadz (2014), The First To Do It (2015), Franny (2015) and American Made (2017).

Finley's passion for community service became a reality when he created the Michael Finley Foundation in 2003. Its purpose is to help support children and their families reach their fullest potential through education, entrepreneurial mentorship and other programs that emphasize improving the quality of life.

An active real estate investor and venture capitalist, he also enjoys playing golf in his spare time. He resides in Plano with his wife and three children.

TONY RONZONE, DIRECTOR OF PLAYER PERSONNEL



Tony Ronzone returned to the Mavericks as Director of Player Personnel. He reunited with the team after serving as scout for from 1997-2000. Ronzone is responsible for all preparation and organization surrounding the college draft and assists with the day to day operations of the personnel department, which includes acquisitions, free agency, salary cap and pro personnel. Also, he is responsible for the coordination all of the scouting for Mavericks, including the NBA, NBDL, college and international play.

On May 17, 2010, Ronzone was named the Assistant General Manager/Player Personnel of the Minnesota Timberwolves. He assisted the President with day to day operations and coordinated all personnel, including the draft and free agency.


Prior to his time in Minnesota, Ronzone was with the Detroit Pistons for nine seasons, most recently as the team's Director of Basketball Operations. He started with the Pistons in 2001, serving as the team's Director of International Scouting until 2005 when he was promoted to Director of Basketball Operations. He was a member of the Pistons during their NBA Championship run in 2004. As a member of the Olympic committee of F.I.B.A., Ronzone has been very active with USA Basketball, where he serves as Director of International Player Personnel. In this position, he assisted with the gold-medal winning men's basketball team at the 2008 Olympics (China), the 2010 FIBA World Championships (Turkey) and the 2012 Olympics (London).

Renowned for his international basketball acumen, Ronzone began his coaching career as the youngest head coach in New Zealand history (age 22). He has also held head coaching positions with the Saudi Arabian National Team (1992) and United Arab Emirates Team (1992-1997). In 2001, Ronzone became the first American to coach the Chinese National Team, winning gold at the East Asian Games with a team featuring Yao Ming. Ronzone has coached or conducted clinics in over 55 countries around the world. He is very active with NBA Basketball without Borders and has coached at Euro camp in Treviso, Italy for the past 14 years.

Ronzone played college basketball at the University of Nevada, participating in two NCAA tournaments, before finishing his collegiate career at Long Beach State. He also played professionally overseas in New Zealand, the Philippines, along with other countries. Tony and his wife, Tricia, have twin boys, Cade and Austin, and a daughter, Elan.



BRAD DAVIS, PLAYER DEVELOPMENT COACH



Brad Davis is in his 17th season with the Mavericks in the player development area. This marks his second term as a coach with the team.

Davis, who over the past 39 years has served the Mavericks as a player, coach and community services/camps representative, is also the team's color analyst on all ESPN 103.3 FM broadcasts this season. Prior to his TV stint in 2007-08, he had worked in the same capacity on radio for nine years.

In 1993-94, Davis did analysis on Mavericks road television games and served as radio analyst on home games. He also contributed radio analysis on home broadcasts for the first part of the 1992-93 season before spending the final 48 games of that season as an assistant coach to Mavericks interim head coach Gar Heard.

From 1993 to 1995, Davis was a Mavericks assistant coach on Dick Motta's coaching staff. In 1992, Davis retired as one of only 15 players in NBA history to play 15 seasons. On Nov. 14, 1992, Davis became the first Maverick to have his jersey retired when his No. 15 was raised to the rafters. Davis was the final member of the Mavericks 1980-81 charter season team to retire. He lasted eight years longer with Dallas than any other member of that squad.

For his NBA career, Davis averaged 8.2 points on 51.0 percent shooting in 961 games. As a Maverick, Davis averaged 8.6 points on 51.0 percent shooting with 5.1 assists in 883 games. He began his career in 1977 as a Lakers first-round draft pick (15th overall) out of Maryland. During the offseason, Davis continues his love of coaching by working with promising college and high school athletes to prepare them for the NBA. He lives in Arlington with his wife, Kelli, and they have three children, Erin, Mike and Cara.

REGINALD JOHNSON, ADVANCE SCOUT



Reginald Johnson is in his 23rd season with the Mavericks and his 13th as the team's advance scout. The four seasons prior, he served a dual role as a scout and video coordinator.

Johnson began his career with the Mavericks as a merchandising coordinator, coming to the club from a similar role with Spalding in his native Little Rock, Ark. He later shifted to the role of assistant video coordinator and then to video coordinator before adding scouting responsibilities during the 2002-03 season.

Born Oct. 30, 1969, in Hope, Ark., he earned his bachelor of science degree in telecommunications at Southwest Baptist University in 1993. While at SBU, Johnson was a four-year football starter for the Bearcats and a two-time All-MIAA Conference team member. As a senior at Parkview Arts Magnet H.S., Johnson was named the Arkansas State Defensive Player of the Year in basketball and helped guide his team to a state championship. He was also an All-Star and All-State selection at quarterback.

Johnson and his wife, Terra, reside in Mansfield, Texas, with their son, Bryce.

GREG DREILING, ADVANCE SCOUT



Greg Dreiling begins his 19th season as a member of the Mavericks basketball operations staff, the 12th in his role of advance scout.

A former center for the Kansas Jayhawks, Dreiling was a second-round choice of Indiana in the 1986 NBA Draft. He averaged 2.1 points, 2.1 rebounds and 8.9 minutes in 474 career games with Indiana, Cleveland and Dallas.

Dreiling averaged 2.3 points and 2.6 rebounds in 94 games over two seasons with Dallas (1993-94, 1996-97).

Dreiling and his wife, Kelley, have been married 34 years. They have two children, Scott and Jill.



MIKE SHEDD, HEAD VIDEO COORDINATOR/SCOUT



Mike Shedd enters his 13th overall season with the Mavericks and his 10th as the team's Head Video Coordinator. It will also be his ninth season serving as a scout for Dallas. Prior to being promoted to Head Video Coordinator before the 2009-10 campaign, Shedd spent three seasons as the team's assistant video coordinator.

Shedd spent his ninth summer as an assistant coach on the Mavericks Summer League team in 2018 and has helped direct the team's draft workouts in each of the past 10 years.

Prior to joining the Mavericks, Shedd spent four years as an assistant coach with men's basketball at Furman from 2002-06. Prior to his time at Furman, he spent two seasons at Ohio State, where he served as video coordinator and director of summer camps for the Lady Buckeye basketball program. In 2001, the Lady Buckeyes won the Women's National Invitation Tournament. Prior to his stint at Ohio State, he spent three years at Eastern Michigan as the video coordinator and

director of summer camps under head coach Milton Barnes. He was promoted to assistant coach for the 1999-2000 campaign. While at EMU, the Eagles captured the 1997-98 Mid-America Conference championship.

A native of Albion, Mich., Shedd earned a bachelor's degree in physical education from Purdue University in 1997. He resides in Lewisville with his wife, Andrea, and two sons, Greyson and Jagger.

MIKE PROCOPIO, DIRECTOR OF PLAYER DEVELOPMENT



Mike Procopio begins his sixth season as the Mavericks Director of Player Development. In his role, Procopio helps players improve their on-court skills while monitoring their development in all other areas.

Prior to joining Dallas, Procopio worked for Michael Jordan's longtime trainer, Tim Grover, at ATTACK Athletics, as Director of Basketball Operations from 2003 to 2013. There, he headed all player workouts for clients such as Kobe Bryant, Dwyane Wade, Tracy McGrady, Michael Finley, Juwan Howard and Andre Iguodala. He also organized and ran NBA Pre Draft Workouts.

In addition to serving as Director of Basketball Operations for ATTACK Athletics, Procopio also spent four years working for Bryant as his Strategic Game Management coach from 2008 to 2012, where he evaluated every one of his games while also breaking down opponents' offensive and defensive tendencies. During that time, he helped Bryant and the Lakers win two NBA championships in 2009 and 2010.

"He was huge; he was my Jack Bauer," Bryant said about Procopio after winning the title in 2010. "He was my eyes and ears. I used all of his scouting reports and information, defensive rotations of the Celtics. Boston was a huge problem for me and I needed some extra eyes to help me get through it."

Prior to working for Bryant, Procopio spent four seasons as a player scout for the Boston Celtics from 2003 to 2007. In that role, he evaluated players for the draft while also doing pro personnel scouting.

From 1994 to 2003, Procopio worked for the Boston Amateur Basketball Club (BABC), one of the most prestigious Grassroots basketball programs in the country.

Procopio has been associated with Nike Grassroots Basketball since 1996. He also spent seven years with Nike All Asia Camps working with the top young players in the U.S. and Asia.

A native of Revere, Mass., Procopio graduated from Suffolk University in 1997 with a degree in Business Management. Mike and his wife, Natasha, reside in Plano with their daughter, Maria, and their son, Franky.



PETER PATTON, SHOOTING COACH



Peter Patton begins his first season as the Mavericks Shooting Coach. He joined Dallas after spending the previous two seasons working in the same capacity for the Minnesota Timberwolves.

Patton has been teaching basketball for over 20 years, including learning the craft of shooting under San Antonio Spurs Assistant Coach Chip Engelland. Patton never missed a game in college and set the DePaul single-season three-point percentage record as a junior (54.1%), a mark that still stands. He is also in the top ten in DePaul history for both steals and career three-pointers made, as well as 11th in assists.

Patton attributes his shooting prowess to Engelland, who mentored him during his career at DePaul as well as his professional career in the CBA, IBA, and Europe. Patton began working as a coach for summer camps and clinics at 19, eventually moving on to a career in player development and serving as President of PureForm Basketball, a skills academy with a specialty in player

development, since 2005.

Peter and his wife, Stacey, have three sons: Luke, Nick and CJ.

GOD SHAMMGOD, PLAYER DEVELOPMENT COACH



God Shammgod enters his third season as a player development coach for the Mavericks. Prior to joining Dallas, Shammgod served as a player development coach at Providence College from 2012-15, where he worked with players such as Bryce Cotton and Kris Dunn.

In his role, Shammgod helps Maverick players develop their ball handling skills through various on-court drills. He has also served as an assistant coach on the Mavericks summer league teams each of the last two years.

Shammgod was selected after his sophomore season by the Washington Wizards in the second round (45th overall pick) of the 1997 NBA Draft. He appeared in 20 games for the Wizards in 1997-98, before playing professionally in other leagues both domestically and overseas. His international playing experience included stints in Poland, China, Saudi Arabia, Kuwait and Croatia. Shammgod earned league MVP honors twice while playing in China.

A native native of New York City, Shammgod averaged 10.3 points, 6.6 assists, 2.0 rebounds, 2.0 steals and 32.5 minutes per game in his two seasons at Providence. In his first year with the Friars, he set the Big East freshman assist record en route to being named to the Big East All-Rookie Team. As a sophomore, he led the Friars to the 1997 Elite Eight, where they lost to eventual NCAA champion Arizona Wildcats in overtime.

ROLANDO BLACKMAN, DIRECTOR OF BASKETBALL DEVELOPMENT



One of only three players in Dallas Mavericks history to have his number retired, Rolando Blackman is in his 11th season as the director of basketball development. He has a range of duties, including global scouting, sponsor relations, community representation and player development. During the 2005-06 season, he was an assistant coach after serving five seasons as a player development coach and two seasons as the program's director. Blackman had his No. 22 retired on March 11, 2000.

Blackman has also been part of the broadcast team in the past, serving as a studio TV analyst for games on Fox Sports Southwest. Blackman played 13 years in the NBA, 11 with the Mavericks and two with the New York Knicks. He was originally drafted by the Mavericks in the first round (ninth pick overall) of the 1981 NBA Draft. He played on six Dallas playoff teams.

The four-time NBA All-Star played with the Mavericks from 1981 to 1992 and is the team's second-leading scorer with 16,643 points. Overall, he appears in the top 10 in 18 different statistical categories in Mavericks history. Among Maverick leaders, he is second behind Dirk Nowitzki in field goals (6,487), field goal attempts (13,061) and starts (781). He owns many franchise regular season, playoff and rookie records, including consecutive games without fouling out (865). In 2010, Blackman served as an assistant coach for Turkey's national team, winning a silver medal at the FIBA World Basketball Championship in Istanbul. In 2002, he was an assistant coach for the German national team, leading the Germans to a bronze medal at the World Championship in Indianapolis.

A native of Panama, Blackman resides in Dallas.



CASEY SMITH, HEAD ATHLETIC TRAINER



Casey Smith begins his 15th season as the Mavericks head athletic trainer, where his primary duties involve coordinating daily medical care, injury rehabilitation, athletic performance department, and physician liaison. Smith joined the Mavericks in the summer of 2004 from the sports medicine staff of the Phoenix Suns, where he was head strength and conditioning coach and assistant athletic trainer. He is a 1994 graduate of West Virginia University with a master's of science in athletic training, and he received his bachelor's of science in exercise science from Arizona State University in 1992. Smith is currently pursuing his doctorate in kinesiology from the University of North Carolina, Greensboro.

Smith has served as athletic trainer for the USA Men's Senior National Basketball Team including the gold-medal-winning teams at the 2008 Beijing Olympics, 2010 FIBA Championships and 2012 London Olympics. He has also served as athletic trainer for the U.S. Olympic boxing team at the 2004 Olympics in Athens, Greece.

Smith is a native of Wellston, Ohio, and resides in Dallas with his wife, Jennifer and their son, Justin.

DIONNE CALHOUN, ASSOCIATE HEAD ATHLETIC TRAINER



Dionne Calhoun, joined the Mavericks as assistant athletic trainer in 2004. In 2014, he was named associate head athletic trainer. Calhoun has also spent four summers as the athletic trainer for the NBA's Basketball Without Borders program in Africa and four times has worked the Pete Newell Big Man Camp (Las Vegas and Hawaii). During the summer of 2007, he served as an athletic trainer for the Senegalese Men's National Basketball Team. Before joining the Mavericks, Calhoun served on the San Francisco 49ers training staff for two seasons. Prior to the 49ers, he worked at South Bay Spine and Sport as an athletic trainer, designing and implementing post-operative rehab programs and assessing patients. Calhoun received a bachelor's degree in kinesiology, with an emphasis in athletic training, from San Diego State University in 2000. After graduation, he was the head football trainer at Marion Catholic High School (Imperial Beach, Calif.).

Dionne became interested in the field of athletic training while in high school. With no athletic trainers on site, he observed his basketball and track coaches taping and warming up athletes. This led him to investigate who performs such services for professional and Olympic athletes.

That is when Dionne started following Gary Vitti on the sidelines while watching Lakers games.

Born in Compton, Calif., Calhoun graduated from Banning High (Wilmington, Calif.) in 1995 and is a certified member of the National Athletic Trainers' Association (NATA), the National Basketball Athletic Trainers' Association (NBATA) and the National Academy of Sports Medicine (NASM), and is licensed as an athletic trainer in the state of Texas. For the 2012-13 season, Calhoun was named David Craig Assistant Athletic Trainer of the Year.

Calhoun resides in Dallas with his wife, Amy.

JEREMY HOLSOPPLE, DIRECTOR OF ATHLETIC PERFORMANCE



Jeremy Holsopple enters his sixth season with the Mavericks as the Director of Athletic Performance where his responsibilities cover all aspects of sports performance athletic development and technology innovation for the team.

Prior to joining the Mavericks staff, Holsopple spent four years as the Sports Performance Coach for the New York Red Bulls of Major League Soccer. Before joining the Red Bulls staff, Holsopple spent time as a Strength and Conditioning Coach in the NFL Europe League and Arena Football League, as well as stints at the University of Kentucky, University of Mississippi and Florida Atlantic University.

Holsopple is a former walk-on football player at the University of Kentucky, where he graduated with a degree in kinesiology and exercise physiology before going on to serve as a graduate assistant at the University of Mississippi. Holsopple is a Certified Strength and Conditioning Specialist (CSCS) from the National Strength and Conditioning Association. He is also a Performance Exercise Specialist (PES) and Corrective Exercise Specialist (CES) from the National Academy of Sports Medicine.

Holsopple resides in Dallas with his wife, Marin.



KORY JOHNSON, HEAD EQUIPMENT MANAGER



Kory Johnson begins his first season with the Mavericks as Head Equipment Manager. He joined Dallas after spending the previous 18 seasons with the Hornets/Pelicans organization.

Johnson began working for the Charlotte Hornets in 2000 in the Marketing and Promotions department. He spent two seasons in that role, before becoming the team's Assistant Equipment Manager when the club made the move to New Orleans in 2002. Johnson was promoted to Travel Coordinator/Assistant Equipment Manager with the franchise in 2011.

During his time with the Hornets/Pelicans, Johnson worked three NBA All-Star games and also served as a member of the National Basketball Equipment Managers Association (NBAEMA).

A native of Lexington, S.C., Johnson graduated from Newberry College (Newberry, S.C.) in 2000 with a degree in Sports Management. He resides in Plano with his wife, Heather, and their two

sons, Konnor and Landon.

AL WHITLEY, SPECIAL ASSISTANT TO THE OWNER



Al Whitley enters his 18th season with the Mavericks and his first in his role of Special Assistant to Owner Mark Cuban. He spent the previous 14 seasons serving as the Mavs Head Equipment Manager.

In his new front office position, Whitley will oversee and direct the Basketball Operations for the Texas Legends, while acting as the liaison between both the NBA Mavericks and G League Legends.

Originally from Canada, Whitley was raised in Victoria, British Columbia, and attended the University of New Brunswick on a basketball scholarship before transferring to Simon Fraser University in Vancouver, where he graduated with a bachelor's degree in criminology and sociology.

Whitley is the former President of both the NBAEMA (National Basketball Athletic Equipment Managers Association) and NBAEMA Foundation, League-wide associations that strive to promote, advance and improve the equipment managers profession in all of its many facets. The NBAEMA Foundation works closely with St. Jude and other charitable organizations.

He and his wife, Priscilla, have two daughters, Koi and Kenzi Tru.

JASON WHITE, DIRECTOR OF SCOUTING



Jason White begins his 19th season with the Mavericks and his seventh as director of scouting. White started with the Mavericks in 2000 as an assistant video coordinator and progressed to work in the role of basketball operations coordinator under Donnie Nelson.

He served the 2010-2012 seasons as the team's director of player personnel, which included the Mavericks 2011 World Championship campaign. As director of scouting, Jason assists in the talent evaluation of college athletes and professionals. He coordinates the Mavericks pre-draft scouting efforts as well as organizes the team's workouts of prospective draftees.

Jason was born in West Point, N.Y., and attended high school in Cairo, Egypt. He graduated with a B.A. from Southern Methodist University in 2000. While at SMU, he worked in the athletic department serving as the video coordinator intern for the Mustangs basketball teams.

Jason and his wife, Kiley, have one daughter, Emma, and reside in East Dallas.



SUPPORT STAFF

DON KALKSTEIN, DIRECTOR OF SPORTS PSYCHOLOGY



Don Kalkstein begins his 18th season with the Mavericks as the team’s Director of Sport Psychology. Kalkstein is responsible for the implementation and development of peak performance and mental skills programs for players and coaches.

These programs are designed to promote the learning and application of mental skills and techniques associated with consistent and optimal performance.

Kalkstein currently serves in the same capacity for the Texas Rangers during baseball season. He also worked with the Rangers from 1995-2005, before leaving for the Boston Red Sox. In his seven years with the Red Sox (2006-2012), he was a member of the World Series Champion team in 2007. Don begins his 21st season at the professional level.

Kalkstein is a graduate of Southern Illinois University with an MS and has a C.A.S. degree in athletic counseling from Springfield College (MA). Upon receiving his graduate degree he began and continues to run a private sports psychology consulting business. His clients include athletes from the PGA, NFL and NASCAR and various Division I colleges.

TEAM PHYSICIANS

The Mavericks team physicians are (from left to right) Dr. Bryan Allison and Dr. Daniel Worrel.



TEAM SCOUTS

The Mavericks scouts are (from left to right) Dick Baker, Kevin Stacom, Alvydas Pazdrazdis, Jim Kelly, Eduardo Najera and Darren Tillis.





ABOUT

DALLAS MAVERICKS

From the team's own Boeing 757 and Boeing 767 to televisions in every locker, owner Mark Cuban has made sure the Dallas Mavericks are nothing but first class. The numerous upgrades Cuban has made since purchasing the team in Jan. 2000, include:

- Accommodations at five-star hotels on the road, such as the Four Seasons and the Ritz-Carlton
- Air travel, since 2001, on a team-owned Boeing 757 that has been configured to have everything an NBA player would want or need to enjoy the shortest or longest flight
- A Mavericks bench equipped with specially designed chairs that offer back support and extra padding
- Postgame buffets for both teams catered by some of the finest restaurants in Dallas
- A state-of-the-art locker room featuring a facial recognition system, aromatherapy, tunable light system to maximize circadian rhythm, ventilated drawers and a ventilation system to aid in rapid recovery

DIRK NOWITZKI

"There was no question since Day One that I would stay here. I love it here; I love Dallas and I love the fans. I feel very comfortable here. I love playing basketball for the Dallas Mavericks. We have a great organization and great fans. I am very happy to play in Dallas."

- DIRK NOWITZKI

- No. 6 on the NBA's all-time scoring list (31,187 points)
- 2006-07 NBA Most Valuable Player
- 2011 NBA Finals Most Valuable Player
- First Team All-NBA in 2004-05, 2005-06, 2006-07, 2008-09
- Second Team All-NBA 2001-02, 2002-03, 2007-08, 2009-10, 2010-11
- Third Team All-NBA 2000-01, 2003-04, 2011-12
- 13-time NBA All-Star (2002, 2003, 2004, 2005, 2006, 2007, 2008, 2009, 2010, 2011, 2012, 2014, 2015)

RICK CARLISLE

"Great city, great organization and great people. The city of Dallas and the Mavericks organization are the best of the best. My family and I are proud to be a part of Dallas' great diversity and success."

- RICK CARLISLE

- Winningest coach in Mavericks history (718-578, .554)
- Coached the Mavericks to the 2011 NBA Championship
- 2002 NBA Coach of the Year
- Led teams to seven 50-win seasons (2001-02, 2002-03, 2003-04, 2008-09, 2009-10, 2010-11, 2014-15)
- Played for the 1986 Boston Celtics World Championship team



AMERICAN AIRLINES CENTER

MAVS FACILITIES

Playing in American Airlines Center means high-quality facilities for the players. These state-of-the-art facilities, renovated in the summer of 2017, are the talk of the NBA. Here is a look at some of the amenities the Mavericks locker room area has to offer.

The locker room boasts a facial recognition system, aromatherapy, tunable light system to maximize circadian rhythm, ventilated drawers and a ventilation system to aid in rapid recovery.

Right outside the locker room doors, players can find amenities for whatever their needs may be: a spacious weight room, a full-sized practice court with 24-hour access, hot and cold tubs along with a hydro-therapy pool and a training/rehabilitation center adapted to compensate for NBA-sized athletes.



THE HOME OF THE MAVERICKS

American Airlines Center is home to the Dallas Mavericks, the Dallas Stars and more than 200 premier entertainment events annually. Consistently named one of the top 10 arenas in the world in both *Billboard* and *Pollstar*, American Airlines Center has hosted more than 2,400 sports and entertainment events since opening in July 2001. *Venues Today* magazine named American Airlines Center the fifth-busiest arena in the U.S. and the eighth-busiest in the world in 2017.

American Airlines Center and the surrounding 72-acre Victory Park development comprise the largest Environmental Protection Agency brownfield project in the United States. Anchoring Victory Park, American Airlines Center serves as a backdrop to Dallas's most vibrant urban gathering space.

American Airlines Center's sweeping signature arches, high-tech touches and fan-friendly atmosphere single it out as one of the nation's premier sports and entertainment venues. American Airlines Center's bowl features a one-of-a-kind retractable seating system. This unique patented design reduces the conversion time required to change between basketball, hockey or a concert setting to two hours. The quick conversion time makes it possible to easily host both basketball and hockey the same day, while offering great sightlines for every event.

For more information, please visit www.americanairlinescenter.com.

AMERICAN AIRLINES CENTER HISTORY

The City of Dallas, the Dallas Mavericks and the Dallas Stars formed a private/public partnership to construct American Airlines Center in downtown Dallas. As a result, the Mavericks and Stars committed to remain in Dallas for 30 years. American Airlines Center, the anchor of the Victory Park development, transformed an industrial site into what is considered the new gateway to downtown Dallas. The partnership between the city and the teams was announced on Oct. 3, 1997, with the Dallas City Council approving a Master Agreement on Dec. 10, 1997. A referendum by Dallas voters passed Jan. 17, 1998. Hillwood, chaired by Ross Perot, Jr., was the project's developer. American Airlines Center, Hillwood and the City of Dallas reached a fair-share agreement to include minority participation in the construction of the facility, and Hicks, Muse, Tate & Furst, Inc., served as financial advisor for the arena.



AMERICAN AIRLINES

OFFICIAL AIRLINE OF THE DALLAS MAVERICKS

Whether you're following the Dallas Mavericks or any other NBA team, American Airlines can get you where you need to go. American flies to the hometown of every NBA team – from Portland to Miami – making it easy to catch the Mavericks anywhere their road schedule takes them. As the official airline of the Mavericks, American is proud to have its name on the team's home, American Airlines Center.

REDEFINING THE TRAVEL EXPERIENCE

American Airlines is the world's largest airline, offering an average of nearly 6,700 flights per day to nearly 350 destinations in more than 50 countries. American has hubs in Charlotte, Chicago, Dallas/Fort Worth, Los Angeles, Miami, New York, Philadelphia, Phoenix, and Washington, D.C. American is a founding member of the **oneworld®** alliance, whose members serve more than 1,000 destinations with more than 14,000 daily flights to more than 150 countries.

American is investing billions to improve the travel experience – both on the ground and in the air. This includes a refresh of Admirals Club lounges, new Flagship Lounges and an elevated restaurant-style experience with Flagship First Dining, lie-flat seats, faster, satellite-based Wi-Fi, more in-flight entertainment options and power, improved food and beverage offerings, and more. This is in addition to American's historic fleet renewal, which has delivered hundreds of new aircraft in recent years to bring customers a more modern, comfortable and connected experience.

AMERICAN IN DALLAS/FORT WORTH

American Airlines has a longstanding commitment to North Texas. American relocated its headquarters from New York to Fort Worth in 1979, and since then, has become an important economic engine for the region. American is proud to employ 31,000 team members in the North Texas area. Dallas Fort Worth International Airport (DFW) has grown to become American's largest hub and a central gateway to its extensive international and domestic network. At DFW alone, American operates more than 800 daily flights to more than 200 destinations in 30 countries. American offers daily, nonstop service between DFW and Beijing, Hong Kong, Seoul, Shanghai and Tokyo, as well as dozens of other cities in Europe and Latin America.

Connect with American on Twitter [@AmericanAir](https://twitter.com/AmericanAir) and at [Facebook.com/AmericanAirlines](https://facebook.com/AmericanAirlines).



COMMUNITY - MAVS CARE

BIGGER THAN BASKETBALL


We believe the Dallas Mavericks organization is bigger than basketball. Our commitment to supporting the community we call home remains stronger than ever. We are committed to giving back to the North Texas community through a variety of community programs and the Mavs Foundation and have impacted thousands of children, families and communities. Over the last 22 years, more than \$4.5 million has been donated to nonprofits serving those in our area. In the 2017-2018 season alone, more than 200,000 people in North Texas received support from a Dallas Mavericks program.

DALLAS MAVERICKS FOUNDATION

The Mavs Foundation is dedicated to using our unique platform to build a stronger community by empowering youth, women and families who need us most through financial support, advocacy and service.

ABOUT US: Established in October 1996, the Mavs Foundation is a 501(c)(3) private foundation affiliated with the Dallas Mavericks. Over the last 22 years, the Mavs Foundation has granted more than \$5 million dollars to nonprofit organizations serving women, children and families in need and created reading and learning centers and basketball courts across the North Texas community. The Mavs Foundation is changing lives in North Texas by supporting programs for disadvantaged kids, victims of domestic abuse, homeless and hungry families, and much more.

MAVS FOUNDATION GRANTS: Each year, the Mavs Foundation’s Board selects various nonprofit organizations for \$25,000 grants to support programs for women, children and families in need. The 2017-2018 grant recipients were: Austin Street Center, Boys and Girls Club FW, BridgeBuilders, Bryan’s House, Community Food Bank, Community Hospice of Texas, Family Compass, Girls Inc. Minnie’s Food Pantry, Operation FINALLY Home, Phoenix Houses of Texas, St. Simmon’s After School, United Community Center, Unlikely Heroes, Vogel Alcove and Volunteers of America Texas. Giving in 2017-2018 totaled nearly \$400,000, bringing the total Mavs Foundation giving history to more than \$5 million.



BASKETBALL COURTS

Every season, the Mavs Foundation dedicates new or renovated basketball courts at local nonprofits in order to promote healthy living, spread the game of basketball and provide safe places within communities in need. During the 2017-2018 season, the Mavs Foundation dedicated a basketball court at the Boys & Girls Clubs of Fort Worth Nicholas & Louella Martin Branch in Southeast Fort Worth and at BridgeBuilders in Southeast Dallas, afterschool programming for children in poverty. For a complete listing of previous grant recipients or more information, visit www.MavsFoundation.com.

READING & LEARNING CENTERS

In addition to courts, the Mavs Foundation builds reading & learning centers for community organizations across the region in order to expand learning opportunities and provide access to technology for children, teen and adults. During the 2017-2018 season, the Mavs Foundation created a new computer lab and Parent Opportunity Center at Vogel Alcove giving homeless parents the help and resources to find jobs. A second computer lab was created at Girls Inc. to encourage girls to be strong, smart and bold. For a complete listing of previous grant recipients or more information, visit www.MavsFoundation.com.

Follow MavsFoundation on Facebook and Twitter @MavsCare.



MAVS CARE

The Dallas Mavericks are committed to giving back to the community they call home through educational programs, health and wellness initiatives, environmental efforts and support for military veterans.

EXCELLENCE IN EDUCATION: During the school year, the Dallas Mavericks support students, teachers and local school districts through a variety of educational initiatives including: Black History Month Challenge, an essay contest presented by BNSF; Mavs Reading Challenge presented by Whataburger; Science of Basketball presented by Flowserve, to promote Science, Technology, Engineering and Mathematics (STEM) through basketball examples; and Venture – Entrepreneurial Expedition, designed to teach students to think entrepreneurially about business and life.

MAVS GO GREEN: As part of the NBA Green initiative, the Dallas Mavericks and our partners activated programs to protect the environment and encourage fans to “go green” and reduce, reuse and recycle. Through Trees for Threes, the Dallas Mavericks, PwC US, and Arborological Services, Inc. team up to plant one tree for every three-pointer the Mavs make at home and through Guard our Planet with Coca Cola, fans are encouraged to recycle throughout the American Airlines Center arena.

HEALTH AND WELLNESS: The Dallas Mavericks help our fans live healthy and happy lives by promoting programs that encourage healthy living, nutrition, and exercise to get active and be Mavs FIT. Through a special Back to School donation, the Dallas Mavericks provided every child in Dallas ISD (100,000 elementary-aged kids) with a Mavs activity tracker to count steps and encourage an active lifestyle along with donations of basketballs and equipment to all 157 elementary schools. In addition, the Dallas Mavericks encourage youth and families to be Mavs FIT throughout the season and host Jr. NBA basketball clinics with middle schoolers to celebrate, grow and improve the game of basketball.

MILITARY APPRECIATION: The Dallas Mavericks are dedicated to Saluting Our Troops. For 13 years, the Mavs and American Airlines have partnered on Seats for Soldiers, a one-of-a-kind experience for our nation’s military heroes. Over 100 wounded service members from Brooke Army Medical Center in San Antonio and other troops on reserve in the DFW Metroplex have traveled to the American Airlines Center to see the Mavs in action and sit courtside courtesy of our Season Ticket Holders. In addition to Seats for Soldiers, each November the Mavs host Hoops for Troops to work alongside military in a commitment to service project at a local nonprofit.

SEASON OF GIVING: Every holiday season, the Mavs spread cheer throughout the DFW Metroplex through programs like Mavs Turkey Giveaway, Dinner with Santa, a Winter Warm-up Drive and a host of player driven initiatives. Through these programs, the Mavs are able to positively impact more than 500 DFW children and families, making their holiday season a little brighter.

COMMUNITY TICKET BLOCK PROGRAM: Each year, the Dallas Mavericks Community Ticket Block program provides youth at local schools and nonprofits the opportunity to attend Mavs home games through donated tickets from Mavs players, coaches and season ticket holders. For more information, visit Mavs.com/ticket-block/.

DONATION REQUESTS: Throughout the year the Dallas Mavericks supports local 501(c)3 non-profit organizations by donating autographed memorabilia to live and silent auctions to assist them with their fundraising efforts. To submit a donation request, please visit Mavs.com/donations.

SPEAKER’S BUREAU: The Dallas Mavericks Speakers Bureau was created to inspire future generations, community groups and others in the Dallas/Fort Worth area interested in learning from Mavericks broadcast announcers and staff. Topics include life on the road, coaching strategies and motivational speeches. For more information, please visit www.mavs.com/speakers-bureau/.

To learn more about the Mavericks community outreach efforts, please visit www.mavs.com/community or follow @MavsCare on Twitter and Instagram.





NBA CARES

NBA Cares is the league's global social responsibility program that builds on the NBA's mission of addressing important social issues. NBA Cares programs and participants have provided more than **4.5** million hours of hands-on service and created more than **1,210** places where kids and families can live, learn or play in communities around the world. The NBA also engages more than **26** million youth annually, inspiring play and teaching the values of the game. NBA Cares works with internationally recognized youth-serving programs that support education, youth and family development, and health-related causes, including: Thurgood Marshall College Fund, Special Olympics, YMCA of the USA, Boys & Girls Clubs of America, UNICEF, the Make-A-Wish Foundation, Share Our Strength and GLSEN.

YOUTH BASKETBALL

The Dallas Mavericks Basketball Academy works year-round to support and promote basketball throughout North Texas. Among the most comprehensive in the NBA, Dallas Mavericks Community Basketball programs help develop the skills of young basketball players and encourage an enthusiasm for the sport in kids of all ages. These programs include Dallas Mavericks Hoop Camp, Elite Camp, Skills Training, Overnight Camp, Mini Mavs Clinics, Youth Tournaments, High School Tournaments, Ballkids, Mavs Basketball Academy Coaches Association and the Dallas Mavericks Basketball Leagues.



HOOP CAMP

The goal of Dallas Mavericks Hoop Camp is to provide a high-quality, teaching and playing environment for boys and girls ages 8-18. Hoop Campers learn the fundamentals of the game in an enjoyable weeklong camp.

Dallas Mavericks Hoop Camp began in 1993 with four camps and 465 kids. Community demand has driven the program to grow each year. In 2018, 20 Hoop Camps were held at various locations throughout the Metroplex and since its inception, over 60,000 kids have participated in Hoop Camp. During the upcoming season, the Mavericks plan to hold 3 Holiday Hoop Camps, 2 Spring Break Camps, and 21 Summer Hoop Camps.

Kids are the number-one priority at Hoop Camp. The Mavs Certified coaching staff is made up of professional teachers, coaches and collegians who have demonstrated a proven ability to work with kids, have helped them improve and enjoy playing the game.

Camp highlights include daily awards and prizes for every camper, as well as visits from special guest speakers, including Mavericks players, coaches and other NBA guests.

Each year the Mavericks Ballkids are selected from Hoop Camp and Elite Camp between the ages 13-18. These hardworking, bright and dedicated Campers are chosen to work at Mavericks games to reward them for their efforts and dedication to the Mavericks. It's a great opportunity for the kids and helps the team identify hard workers for future opportunities.

Hoop Camp would not be possible without the help of gracious sponsors including Scottish Rite Hospital, Lexus, Dr Pepper Bottling Company of Texas, Ideal Dental, Gatorade, Academy Sports and Outdoors and Nike.



ELITE CAMP

The Dallas Mavericks completed its fourth year of Elite Camp in 2018 and focused on skill development through technical instruction as well as intensive drill sequences while fostering fundamentals needed to elevate to the elite level and using the resources that only the Dallas Mavericks can provide.

Elite Camp coaches are some of the best coaches and teachers in the Metroplex at skill development and are high school coaches who have played at the collegiate level.

Camp highlights include MVP, Most Improved Award and The Rick Carlisle Coaches Award. The Dallas Mavericks plan to hold eight Elite Camps in 2018/19 with campers from all around the world.

MINI MAVS CLINICS

The Dallas Mavericks will bring back its Mini Mavs Clinics this season to grow and develop basketball participation, fundamentals, physical fitness, and promote healthy lifestyles in the Metroplex, while having a lot of fun. The clinics are designed to introduce beginners to the game of basketball for boys and girls between the ages of 4-9. The clinics will take place on a Saturday mornings from 9 am-11:30 am.

Campers will enjoy a morning of skills, drills, and games while learning the FUNDamentals with some of the best coaching staff in the Metroplex. Mini Mavs will be introduced to basketball terminology, races, lay-ups, shooting, and basic defensive principles.

MAVS OVERNIGHT CAMP

The Dallas Mavericks hosted its third Residential Camp at UT Arlington. Campers from the ages of 9-18 had a Mavs experience of a lifetime. Over 140 campers participated in a week of eating, sleeping, and playing Mavs basketball. Fundamentals were learned from the best youth coaches in Texas, games were played, lots of contests, coach's vs campers game, and plenty of fun.

MAVS SKILLS TRAINING

The Mavs Skills Training is designed to help intermediate and advanced players ages 10-18 develop a strong base of fundamental basketball skills. The program consists of small group workouts emphasizing footwork, shooting, passing, and ball handling. Players will learn how to create their own shot as well as scoring opportunities for others. Sessions meet once per week for a 90 minute workout and last for six weeks.

MAVERICKS BASKETBALL LEAGUES

Beginning its 26th year, the Dallas Mavericks Basketball League program invites youth organizations from all across North Texas to team up with the Mavericks to assist them in running quality basketball leagues for players of all ages.

MAVS YOUTH TOURNAMENTS

The Mavs Basketball Academy (MBA) hosted its first ever youth tournament for boy's grades 4th-8th that took place at Sportsplex in Dallas, TX. Select and school teams across the Metroplex competed in the three game minimum tourney. Additional tournaments will be held during this upcoming season.

MAVS FALL CLASSIC

The Dallas Mavericks will host its inaugural High School basketball tournament in Sports City USA, Frisco, Texas in November 2018. The event will bring together top tier high school basketball programs from all across Texas. Championship games will take place at Dr Pepper Arena.

MAVS COACHES ASSOCIATION

The Mavs Basketball Academy (MBA) Coaches Association gives coaches the opportunity to connect with the Dallas Mavericks, the NBA, and the local basketball community. Members can network, build relationships, and grow as a coach with the most up-to-date training and resources available. Members of the MBA Coaches Association will help transform the lives of youth in the Metroplex both on and off the court by incorporating the resources, marketing strategies, and winning culture of the Dallas Mavericks in their coaching toolbox and everyday lives. Once certified, the MBA Coaches Association also provides assets to those wanting to improve their teaching techniques, and those who embody the values that create great leaders in the community. For more information on any of these programs, visit mavs.com or call 214.747.MAVS. Twitter: @mavsacad; Instagram: @mavsacad; Facebook: mavsacademy.



INTERNET & STREET MARKETING

MAVS.COM & SOCIAL NETWORKS

For the latest information on the Dallas Mavericks, log on to mavs.com. The website features bios and statistics on all the players, plus up-to-date player transactions and exciting stories about your favorite Mavericks. The site also features Mavericks promotions and events that are being held around Dallas/Fort Worth. Mavs.com is part of nba.com, the NBA's official website. Sign up for Mavs Insider and receive exclusive offers, ticket specials, news, and more direct to your inbox. Download the official Dallas Mavericks app on your smartphone or tablet, featuring an immersive ticket-buying experience, 360-degree video with VR support, real-time traffic information, and all the other game-day information you need.

Follow the Mavs everywhere they go from wherever you are! Connect with other Mavs fans on the Mavs official Facebook page: facebook.com/dallasmavs. Experience game nights 280 characters at a time on Twitter: twitter.com/dallasmavs. For behind-the-scenes photos and videos, follow the Mavs on Instagram: [@dallasmavs](https://instagram.com/dallasmavs). Run through layup lines with the team and join the pre-game huddle on Snapchat: [mavs](https://snapchat.com/mavs). For everything from emotional milestone moments to hilarious in-arena entertainment, watch all our videos at youtube.com/dallasmavericks.

MAVERICKS STREET TEAM

The Dallas Mavericks bring the fun and excitement of the NBA to the streets of the Dallas/Fort Worth Metroplex with the Mavericks Street Team. The Dallas Mavericks Excursion, provided by North Texas Ford Dealers, is the Street Team's primary mode of transportation. It is a traveling interactive basketball experience that sports a customized wrap in Mavericks colors, flat-screen video monitors and a state-of-the-art sound system with CD/DVD equipment and video games, as well as a public address system.

The custom-designed SUV is ready and able to entertain anywhere, presenting the unique sights and sounds of Mavericks basketball. The Dallas Mavericks Pop-a-Shot Inflatable is another great Street Team attraction. Fans can practice their free throws, jumpshots and three-pointers or compete against their friends in a 30-second shooting challenge.

The Mavericks Street Team takes the excitement and entertainment of NBA basketball to neighborhoods throughout the Metroplex. Offering basketball contests, clinics and great prizes, it is nonstop fun for everyone.

For Mavericks Street Team appearance information, please call 214.747.MAVS.





MAVS DANCERS

DALLAS MAVERICKS DANCERS

This 2018-19 season marks the 30th year the Dallas Mavericks Dancers have been entertaining basketball fans. Considered among the best in the NBA, the squad includes professional dancers who will appear at all Mavericks home games. The Dancers are also active in the community, making numerous public appearances throughout the Metroplex.

Mallory Mills is the Director of the Dallas Mavericks Dancers, and is a highly respected dancer and accomplished choreographer. Mallory has been dancing for the past 29 years, seven of those years for the Mavericks. Her 29 years of dance experience include working for American Dance and Drill Team Company and The Dallas Powerhouse of Dance under the direction of Shella Sattler. Mallory served as captain of her high school drill team, and was an accomplished dancer, winning three solo National Dance Champion titles. During her time with the Dallas Mavericks she was selected to dance on the first-ever NBA All-Star Dance Team at the 2007 Las Vegas NBA All-Star Game. Mallory also represented the NBA and the Dallas Mavericks at NBA promotional events in the Philippines and South Korea in conjunction with NBA Asia. Today she works with aspiring dancers on both competitive and high school dance teams, providing dance instruction, direction and choreography.

Sponsors for the Dallas Mavericks Dancers include Paul Mitchell, Planet Tan & Palm Beach Tan, Osgood O'Neil Salon, Phoenix ReGen Centers, The Verandah Club and Spa, and Diva Hosiery.

For Mavs Dancer appearance information, call 214.747.MAVS.





MAVS MASCOTS

MAVSMAN

MavsMan, the Dallas Mavericks high-flying crusader of the court, continues to grow in popularity with children throughout the Metroplex and around the world.

In his 22nd season with the Mavericks, MavsMan has taken his unique brand of highflying entertainment to hundreds of thousands of people each year in places such as Berlin, Barcelona, London, Mexico City, Paris, Shanghai, Shenzhen and New York.

In addition to his game-day theatrics and autograph signings, MavsMan appears at local schools, hospitals, parades and community events. He is a goodwill ambassador who exemplifies the positive values of good sportsmanship, teamwork and having a great attitude. Since 1996, MavsMan has inspired and motivated kids to shoot for success by being accountable for doing their best in all aspects of their lives.

CHAMP

Every superhero has a sidekick, and MavsMan is no different. Champ is a true “blue” Mavs fan and a workhorse in the silly department. This friendly, furry horse made his debut during the 2002-03 season.

In addition to assisting MavsMan, Champ also entertains the crowd with his own innovative skits and mascot antics. Champ is also involved in the Metroplex community, visiting local schools and hospitals as well as making appearances in parades and other events. Mavs fans now consider the duo as “The Hardest Working Mascots in the NBA.”

Both MavsMan and Champ are available to make appearances throughout the year. Call 214.747.MAVS to schedule an appearance. Be sure to check out additional photos and information on their personal web pages at mavs.com.





ARENA ENTERTAINMENT

MAVS MANIAACS



The Mavs ManiAACs are the original male-performance squad in the NBA, and are in their 17th full season as the hip-hop dance troupe of beefy men who entertain Mavs fans during home games. Captains for the Mavs ManiAACs are Rob “Big Rob” Maiden and Kendal “Crazy K” Davis.

The ManiAACs, originally created to enhance the game experience for fans during the 2002 playoffs, became instant fan favorites who have continued to add to the festive environment of Mavs games and other special events including the 2018 NBA China games. Also 4 All-Star performances in 2005, 2010, 2016 and 2018.

The Mavs ManiAACs have also appeared nationally on “The Tonight Show”, “Today Show”, “Good Morning America” “ESPN’s First Take and Sportscenter”. And in the summer of 2010, you caught them on NBC’s “America’s Got Talent,” where they went all the way to the live Hollywood round and the top 48! The ManiAACs are active in the community, making numerous public appearances throughout the Metroplex. They are sponsored by Studio Movie Grill.

MAVS DRUMLINE

The Dallas Mavericks Drumline was founded in 2003 by a gifted group of percussionists who perform at every Dallas Mavericks home game on the Budweiser Sound Stage located inside American Airlines Center. Their percussion prowess continues to entertain fans with in-game percussion features, which have resulted in the Dallas Mavericks Drumline being ranked among the best live bands in the NBA. In addition, the Mavs Drumline had the privilege of performing at the 2006 NBA All-Star Game in Houston and the 2010 NBA All-Star Game in AT&T Stadium.

For Mavs Drumline appearance information, please call 214.747.MAVS.

DR PEPPER HOOP TROOP

The Dr Pepper Hoop Troop is a high-energy group that can be seen launching T-shirts into the stands with their gigantic slingshot or entertaining the crowd during timeouts at all Mavs home games. In addition to their on-court antics, the Dr Pepper Hoop Troop also appears at Mavs community events in the Dallas/Fort Worth Metroplex. The Dr Pepper Hoop Troop is proudly sponsored by the Dr Pepper Bottling Company of Texas.





CONTENT

THE ORGANIZATION

PLAYERS

THE NBA

HISTORY

RECORDS

PLAYOFFS

MEDIA

REVIEW

PLAYERS

ROSTER
PLAYER BIOS





2018-2019 TEAM ROSTER

No.	Player	Pos	Ht	Wt	Birthdate	Prior to NBA/Country	NBA Exp
37	Kostas Antetokounmpo*	F	6-10	200	11/20/1997	Dayton/Greece	R
5	Jose Juan Barea	G	6-0	185	06/26/1984	Northeastern/Puerto Rico	12
40	Harrison Barnes	F	6-8	225	05/30/1992	North Carolina/USA	6
45	Ryan Broekhoff	G/F	6-7	215	08/23/1990	Valparaiso/Australia	R
13	Jalen Brunson	G	6-3	190	08/31/1996	Villanova/USA	R
77	Luka Dončić	G/F	6-7	218	02/28/1999	Real Madrid/Slovenia	R
10	Dorian Finney-Smith	F	6-8	220	05/04/1993	Florida/USA	2
34	Devin Harris	G	6-3	185	02/27/1983	Wisconsin/USA	14
6	DeAndre Jordan	C	6-11	265	07/21/1988	Texas A&M/USA	10
42	Maxi Kleber	F	6-11	240	01/29/1992	Bayern Munich/Germany	1
3	Daryl Macon*	G	6-3	185	11/29/1995	Arkansas/USA	R
23	Wesley Matthews	G/F	6-5	220	10/14/1986	Marquette/USA	9
50	Salah Mejri	C	7-2	235	06/15/1986	Real Madrid/Tunisia	3
41	Dirk Nowitzki	F	7-0	245	06/19/1978	Würzburg/Germany	20
7	Dwight Powell	F/C	6-11	240	07/20/1991	Stanford/Canada	4
1	Dennis Smith Jr.	G	6-3	195	11/25/1997	North Carolina State/USA	1
26	Ray Spalding	F	6-10	215	03/11/1997	Louisville/USA	R

*Player under two-way contract

HEAD COACH

Rick Carlisle, Virginia

PRESIDENT OF BASKETBALL OPERATIONS/GENERAL MANAGER

Donn Nelson, Wheaton College

ASSISTANT COACHES

Stephen Silas, Brown

Jamahl Mosley, Colorado

Larry Shyatt, Wooster

Darrell Armstrong, Fayetteville State

Mike Weinar, Florida

ASSISTANT TO THE BASKETBALL STAFF/SPECIAL PROJECTS

Jenny Boucek, Virginia

HEAD VIDEO COORDINATOR/SCOUT

Mike Shedd, Purdue

ATHLETIC PERFORMANCE DIRECTOR

Jeremy Holsopple, Kentucky

HEAD ATHLETIC TRAINER

Casey Smith, Arizona State

ASSOCIATE HEAD ATHLETIC TRAINER

Dionne Calhoun, San Diego State



HOW THE MAVS WERE BUILT

FREE AGENTS

2018

- Devin Harris (signed as a free agent on 8/8/18)
- Ryan Broekhoff (signed as a free agent on 8/6/18)
- Salah Mejri (re-signed on 8/3/18)
- Daryl Macon (signed to a two-way contract on 7/30/18)
- Dirk Nowitzki (re-signed on 7/23/18)
- DeAndre Jordan (signed as a free agent on 7/6/18)

2017

- Maxi Kleber (signed as a free agent on 7/13/17)

2016

- Harrison Barnes (signed as a free agent on 7/8/16)
- Dwight Powell (signed on 7/8/16)
- Dorian Finney-Smith (signed as a free agent on 7/8/16)

2015

- Jose Juan Barea (re-signed on 7/16/15)
- Wesley Matthews (signed as a free agent on 7/9/15)

OBTAINED VIA TRADE

2018

- Kostas Antetokounmpo (draft rights acquired with the draft rights to the 56th overall pick Ray Spalding from Philadelphia in exchange for the draft rights to the 54th overall selection Shake Milton)
- Ray Spalding (draft rights acquired with the draft rights to the 60th overall pick Kostas Antetokounmpo from Philadelphia in exchange for the draft rights to the 54th overall selection Shake Milton)
- Luka Dončić (draft rights acquired from Atlanta in exchange for the draft rights to the fifth overall pick Trae Young and a protected 2019 first round pick)

OBTAINED VIA DRAFT

2018

- Jalen Brunson (33rd overall pick in the second round)

2017

- Dennis Smith Jr. (ninth overall pick in the first round)



#37 | KOSTAS ANTETOKOUNMPO

PROFILE

POSITION FORWARD

BORN 11/20/1997

HEIGHT/WEIGHT 6'10" | 200 LBS

YEARS PRO ROOKIE

FROM DAYTON/GREECE





CAREER TRANSACTIONS

Selected by Philadelphia in the second round (60th overall pick) of the 2018 NBA Draft...draft rights traded with Ray Spalding (56th overall pick) to Dallas in exchange for Shake Milton (54th overall selection)...signed to a two-way contract by Dallas (7/13/18).

PROFESSIONAL CAPSULE

Summer 2018: Appeared in 4 games for DAL at MGM Resorts Summer League 2018 (Las Vegas), averaging 5.0 points, 2.5 rebounds, 1.3 steals and 1.3 blocks in 11.8 minutes.

COLLEGE CAPSULE

2017-18: Appeared in 29 games (6 starts) for Dayton as a redshirt freshman, averaging 5.2 points and 2.9 rebounds in 15.1 minutes...shot 57.4% (58-101 FGs) from the field...2 double-doubles (vs. Tennessee Tech and Hofstra)...5 games with 10+ points...11 games with 2+ blocks...led the Flyers in defensive rating...ranked 10th in the Atlantic 10 in blocks per game (1.1) in 2017-18, despite averaging only 15.1 minutes...1st double-double with 10 points (5-8 FGs), season-high 10 rebounds, 2 assists, 1 steal and season-best 4 blocks in 26 minutes vs. Hofstra (11/16/17)...12 points (5-6 FGs, 2-3 FTs), 3 rebounds, 2 steals and 2 blocks in 23 minutes vs. Akron (11/25/17)...2nd double-double with 10 points (4-7 FGs, 2-3 FTs), season-high-tying 10 rebounds, season-best 3 assists, 1 steal and 2 blocks in season-high 37 minutes vs. Tennessee Tech (12/6/17)...12 points (5-6 FGs, 2-4 FTs), 4 rebounds and 3 blocks in 19 minutes vs. Saint Louis (2/20/18)...season-high 14 points (6-7 FGs, 2-4 FTs) to go with 3 rebounds, 1 assist and 1 steal in 18 minutes vs. George Washington (3/3/18). **2016-17:** Redshirted for the Flyers.

INTERNATIONAL CAPSULE

SUMMER 2016: Participated in the 2016 Nike Hoop Summit for the World Select team...competed for Greece's Junior National Team at the 2016 FIBA Division B U20 Euros...won a bronze medal competing at the FIBA Europe Under-20 Championship Division B.

PERSONAL CAPSULE

Full name is Kostas Ndubuisi Antetokounmpo...name is pronounced "COAST-us ah-deh-toh-KOON-boh"...has a 7-2 wingspan...born in Athens, Greece, where he played his first two years of high school basketball...son of Nigerian immigrants, Charles and Veronica Antetokounmpo...his father was a Nigerian soccer player and his mother was a high jumper...has three older brothers, Francis, Giannis and Thanasis, and one younger brother, Alexis...oldest brother, Francis, plays professional soccer...Giannis is an All-Star forward for the Milwaukee Bucks...Thanasis played briefly for the New York Knicks and is currently playing in the EuroLeague...Alexis plays high school basketball in the U.S....after Giannis was drafted by the Bucks in 2013, moved with his parents and younger brother, Alexis, to Milwaukee...attended Dominican High School in Whitefish Bay, Wis., where he was First Team Division 4 All-State and a top-100 recruit as a senior...averaged 12.9 points, 7.1 rebounds and 2.4 blocks while helping Dominican to a 27-1 record and its fifth straight state title...played for the youth teams of the Greek club Filathlitikos AO while growing up in Greece...played his AAU ball for Playground Elite...on Twitter @Kostas_ante13.



#5 | JOSE JUAN BAREA

PROFILE

POSITION GUARD

BORN 06/26/1984

HEIGHT/WEIGHT 6'0" | 185 LBS

YEARS PRO 12 YEARS

FROM NORTHEASTERN/PUERTO RICO

CAREER HIGHS

REGULAR SEASON

PTS	32	AT BROOKLYN	12/23/15
FGM	13	2 TIMES	
FGA	23	AT DETROIT	4/1/16
3FGM	7	VS. CHICAGO	12/26/15
3FGA	11	AT MEMPHIS	3/31/17
FTM	9	AT UTAH	4/12/13
FTA	10	2 TIMES	
OR	5	AT GOLDEN STATE	4/17/07
DR	9	AT OKLAHOMA CITY	3/23/12
REB	10	2 TIMES	
AST	15	AT DENVER	4/11/12
BLK	1	21 TIMES	
STL	4	2 TIMES	
MIN	48	VS. GOLDEN STATE	4/22/12

PLAYOFFS

PTS	22	VS. L.A. LAKERS	5/8/11
FGM	9	VS. L.A. LAKERS	5/8/11
FGA	15	VS. HOUSTON	4/26/15
3FGM	4	VS. MIAMI	6/9/11
3FGA	6	VS. HOUSTON	4/26/15
FTM	4	AT L.A. LAKERS	5/4/11
FTA	4	5 TIMES	
OR	2	3 TIMES	
DR	6	AT HOUSTON	4/28/15
REB	6	3 TIMES	
AST	13	VS. HOUSTON	4/26/15
BLK	1	AT SAN ANTONIO	4/29/10
STL	2	2 TIMES	
MIN	37	AT HOUSTON	4/28/15

2017-18

PTS	23	VS. UTAH	3/22/18
FGM	9	2 TIMES	
FGA	18	VS. TORONTO	12/26/17
3FGM	5	2 TIMES	
3FGA	9	2 TIMES	
FTM	6	2 TIMES	
FTA	9	VS. GOLDEN STATE	1/3/18
OR	2	VS. GOLDEN STATE	10/23/17
DR	7	3 TIMES	
REB	8	VS. DENVER	3/6/18
AST	13	2 TIMES	
BLK	1	3 TIMES	
STL	3	2 TIMES	
MIN	33	AT UTAH	2/24/18





CAREER TRANSACTIONS

Went undrafted in the 2006 NBA Draft...signed by Dallas as a rookie free agent (8/11/06)...re-signed by Dallas (7/9/08)...signed by Minnesota (12/14/11)...waived by Minnesota (10/27/14)...signed by Dallas (10/29/14)...re-signed by Dallas (7/16/15).

PROFESSIONAL CAPSULE

Holds career averages of 8.9 points, 3.9 assists and 19.7 minutes in 764 games (102 starts) with Dallas and Minnesota...has shot 79.8% (857-1,074 FTs) from the FT line for his career...among Mavericks all-time leaders, ranks 8th in games played (570), 7th in 3-pointers made (526) and 10th in assists (2,118)...member of Dallas' 2011 NBA championship team...became the second Puerto Rican player to win an NBA championship (Butch Lee, 1980, with L.A. Lakers)...named Western Conference Player of the Week for games played from 3/28-4/3/16 (1st career POW award), after he led Dallas to a perfect 4-0 week with averages of 23.5 points, 3.0 rebounds and 6.8 assists in 31.5 minutes.

SEASON HIGHLIGHTS

2017-18: Played in 69 games (11 starts) with DAL, averaging career highs of 11.6 points, 2.9 rebounds, 6.3 assists and 1.7 3-pointers in 23.2 minutes...shot 43.9% (303-690 FGs) from the field, 36.7% (115-313 3FGs) from 3-point range and 78.4% (80-102 FTs) from the FT line...among NBA leaders, ranked 12th in both assists per game (6.3) and assist/turnover ratio (3.03)...led the league in total assists off the bench (346) and apg off the bench (6.0)...led the Mavericks in assists a team-high 41 times on the year (including ties)...knocked down a career-high 115 3-pointers (previous most: 100 in 2015-16)...recorded 6 double-doubles (all point/assist), his 2nd-most in any 1 season in his career (7 in 2011-12 with MIN)...5 games with 20+ points (4-1 record)...19 games with 15+ points...scored 10+ points 44 times, including 13 times his first 19 games (10/18-11/22/17), 12 times in a 15-game stretch (12/10/17-1/7/18), and 14 times in his final 18 games (2/10-4/4/18)...scored 8+ points 54 times, including 38 times in the team's first 43 games of the season...career-high 10 games with 10+ assists...26 games with 7+ assists...48 games with 5+ assists...handed out 4+ assists in 58 of his 69 games in 2017-18...34 games with at least 10 points and 5 assists...team-high-tying 19 points (7-13 FGs, 3-5 3FGs, 2-3 FTs), including 15 in 1st half, to go with 5 rebounds and 3 assists in 22 minutes at HOU (10/21/17)...he eclipsed 6,000 career points with a jumper at the 5:10 mark of the 1st quarter at HOU (10/21/17) (the basket gave him his 1st points of the game and 6,001 for his career)...played in his 700th career game vs. MEM (10/25/17), on a night when all proceeds from single-game ticket sales went to benefit Hurricane Relief Efforts in his native Puerto Rico, and recorded 14 points (5-10 FGs, 3-4 3FGs, 1-2 FTs), including 11 in 2nd quarter, to go with 5 rebounds, 4 assists and 2 steals in 19 minutes...15 points (6-12 FGs, 3-6 3FGs), 3 rebounds and 2 assists in 24 minutes vs. PHI (10/28/17)...17 points (7-11 FGs, 3-6 3FGs), all in 1st half, in 26 minutes at UTA (10/30/17)...14 points (5-9 FGs, 4-5 FTs), including 12 in 1st half, to go with 4 rebounds and team-high 6 assists in 19 minutes at MIN (11/4/17)...16 points (6-11 FGs, 3-6 3FGs, 1-1 FTs), 6 rebounds and 4 assists in 27 minutes vs. SA (11/14/17)...20 points (5-10 FGs, 4-7 3FGs, 6-7 FTs), 3 rebounds and 7 assists in 23 minutes vs. MIL (11/18/17)...16 points (6-13 FGs, 2-7 3FGs, 2-3 FTs), 3 rebounds and 4 assists in 27 minutes vs. BOS (11/20/17)...1st double-double of season with 10 points (4-10 FGs, 2-5 3FGs) and game-high 11 assists in 24 minutes at MEM (11/22/17)...16 points (7-12 FGs, 2-3 3FGs), 4 rebounds, game-high 6 assists and season-high 3 steals in 22 minutes at SA (11/27/17)...2nd double-double with game-high 21 points (8-12 FGs, 4-5 3FGs, 1-1 FTs), including 13 in 2nd quarter, to go with 4 rebounds and game-high 10 assists in 24 minutes vs. LAC (12/2/17)...16 points (5-9 FGs, 2-4 3FGs, 4-5 FTs), including 14 in 2nd half, to go with 4 assists in 22 minutes at MIN (12/10/17)...16 points (6-11 FGs, 2-5 3FGs, 2-2 FTs), 6 rebounds and game-high 6 assists in 25 minutes vs. SA (12/12/17) (he had 14 points, 5 boards and 5 assists in the 2nd half alone against the Spurs)...14 points (6-9 FGs, 2-4 3FGs) and team-high-tying 6 assists in 26 minutes at GS (12/14/17)...3rd double-double with 15 points (6-11 FGs, 2-5 3FGs, 1-1 FTs), including 10 in 4th quarter, to go with game-high 12 assists and season-high-tying (game-high) 3 steals in 29 minutes at ATL (12/23/17)...Barea handed out 5+ assists 15 times in a 16-game stretch from 11/22-12/23/17 (and averaged 7.2 apg in that span)...team-high 20 points (9-18 FGs, 2-6 3FGs), including 15 in 2nd half, to go with 3 rebounds and 4 assists in 23 minutes vs. TOR (12/26/17)...14 points (5-10 FGs, 3-5 3FGs, 1-2 FTs), 2 rebounds, 9 assists, 1 steal and 1 block in 24 minutes at NO (12/29/17)...he knocked down his 700th career 3-pointer at the 8:22 mark of the 2nd quarter at NO (12/29/17)...4th double-double with 12 points (5-9 FGs, 2-4 3FGs), team-high 7 rebounds and game-high-tying 11 assists in 25 minutes at OKC (12/31/17)...Barea recorded at least 4 assists off the bench in 26 straight games from 11/14/17-1/5/18...it was the 2nd-longest such streak in NBA history since 1983-84 (where any start by the player during that span ends the run)...only Jrue Holiday, who recorded 4+ assists off the bench in 31 consecutive games for NO from 12/28/15-3/5/16, had a longer run in the last 35 seasons...5th double-double with team-high 19 points (7-13 FGs, 5-9 3FGs) to go with 5 rebounds, season-high (game-high) 13 assists and 1 steal in 32 minutes vs. SAC (2/13/18) (he went a perfect 4-for-4 from deep in the 4th quarter and recorded 12 points and 6 assists in the final stanza against the Kings)...6th double-double with 17 points (8-17 FGs, 1-4 3FGs), 3 rebounds and game-high 12 assists in season-high 33 minutes at UTA (2/24/18)...19 points (7-11 FGs, 3-5 3FGs, 2-2 FTs) and game-high 9 assists in 26 minutes vs. IND (2/26/18)...20 points (8-11 FGs, 2-4 3FGs, 2-2 FTs), 5 rebounds and 5 assists in 23 minutes vs. MEM (3/10/18)...dished out a season-high-tying 13 assists vs. HOU (3/11/18)...18 points (8-12 FGs, 2-4 3FGs), including 10 in 2nd quarter, to go with team-high 6 assists in 19 minutes at TOR (3/16/18)...in 100th career start, season-high (team-high) 23 points (9-15 FGs, 5-7 3FGs), including 20 in 1st half, to go with team-high 8 assists in 28 minutes vs. UTA (3/22/18)...his 20-point 1st-half vs. UTA (3/22/18) was tied for the highest-scoring half of his career (he had a 20-point 1st half at BKN 12/23/15 and a 20-point 2nd half vs. ATL 12/6/08)...also appeared in his 567th game with DAL vs. UTA (3/22/18), passing Mark Aguirre (566) for 8th place on the Mavericks' all-time games played list...15 points (6-9 FGs, 3-4 3FGs), all in 1st half (11 in 1st quarter), to go with 5 assists and 1 steal in 21 minutes vs. POR (4/3/18)...suffered a left groin strain vs. LAL (1/10/18)...missed the game at DEN (1/16/18) due to the injury...missed 7 games due to a left rib muscle strain (at DEN 1/27/18-at PHO 1/3/18, at BKN 3/17/18, at DET 4/6/18-vs. PHO 4/10/18)...NWT (return from injury management) at HOU (2/11/18)...missed 4 games for personal reasons (at SAC 3/27/18-at CLE 4/1/18).

2016-17: Averaged 10.9 points, 2.4 rebounds, 5.5 assists and 22.0 minutes in 35 games (6 starts) with DAL...shot 41.4% (142-343 FGs) from the field, 35.8% (53-148 3FGs) from 3-point range and career-high 86.3% (44-51 FTs) from the FT line...4 games with 20+ points...9 games with 15+ points...scored in double figures 19 times, including 12 times in his first 18 games of the season...2 games with 10+ assists...9 games with 7+ assists...handed out 5+ assists 21 times, including 7 times in his first 9 games of the year...led the team (or tied for the lead) in assists 19 times, including 7 times in DAL's first 10 games of the season...recorded at least 9 points and 4 assists in each of his first 10 games of the year (10/26-12/19/16)...handed out 4+ assists in each of his first 14 games of the season (10/26/16-1/12/17)...in season opener, 22 points (7-17 FGs, 2-7 3FGs, 6-6 FTs), including 11 in 2nd quarter, to go with 2 rebounds, 6 assists and 1 block in 39 minutes at IND (10/26/16)...10 points (3-10 FGs, 1-3 3FGs, 3-4 FTs), 5 rebounds, 5 assists and 1 steal in 29 minutes vs. HOU (10/28/16)...18 points (4-10 FGs, 3-4 3FGs, 7-7 FTs), 3 rebounds, 5 assists and 2 steals in 31 minutes at HOU (10/30/16)...season-high (team-high) 23 points (7-17 FGs, 5-8 3FGs, 4-4 FTs), including 16 in 1st half, to go with game-high-tying 6 assists in 30 minutes vs. POR (11/4/16)...21 points (8-18 FGs, 2-7 3FGs, 3-3 FTs), 6 rebounds, 5 assists and 1 steal in season-high 46 minutes vs. MIL (11/6/16)...he logged 46+ minutes for just the 3rd time in his career and the first since 4/22/12 vs. GS (when he



played a career-high 48 minutes with MIN)... 18 points (7-15 FGs, 2-6 3FGs, 2-2 FTs), season-high 7 rebounds and game-high 8 assists in 34 minutes at LAL (11/8/16)... 17 points (8-16 FGs, 1-5 3FGs) and 4 assists in 33 minutes at NY (11/14/16)... Barea scored 17+ points 6 times in his first 8 games of the season (22 at IND 10/26/16, 18 at HOU 10/30/16, 23 vs. POR 11/4/16, 21 vs. MIL 11/6/16, 18 at LAL 11/8/16, 17 at NY 11/14/16)... in 1st game back from a left calf strain (that kept him out 17 games), 11 points (5-9 FGs, 1-2 3FGs), 3 rebounds, 4 assists and 1 steal in 13 1st-half minutes at DEN (12/19/16)... he knocked down his 600th career 3-pointer at the 2:02 mark of the 1st quarter at DEN (12/19/16)... in 1st game back from a left leg muscle strain (that forced him to miss 7 games), 7 points (3-8 FGs, 1-4 3FGs), 4 rebounds and game-high 7 assists in 17 minutes vs. ATL (1/7/17)... 15 points (5-5 FGs, 1-1 3FGs, 4-5 FTs), 3 rebounds and 3 assists in 17 minutes vs. MIN (1/15/17)... 12 points (5-8 FGs, 2-4 3FGs) and 6 assists in 18 minutes at CHI (1/17/17)... 13 points (5-10 FGs, 3-6 3FGs), including DAL's final 7 points of 3rd quarter, in 16 minutes at MIA (1/19/17)... 10 points (5-10 FGs), 5 rebounds and 6 assists in 23 minutes vs. UTA (1/20/17) before leaving the game in the 4th quarter with another left calf strain... in return from left calf strain (that caused him to miss 20 games), 9 points (3-6 FGs, 1-3 3FGs, 2-2 FTs) and 3 assists in 14 minutes vs. BKN (3/10/17)... he appeared in his 485th game with the Mavericks vs. BKN (3/10/17), passing James Donaldson (484) for 10th place on DAL's all-time games played list... handed out a season-high (game-high) 13 assists to go with 6 points (3-8 FGs) and 2 rebounds in 20 minutes at WAS (3/15/17)... his 13 assists at WAS (3/15/17) were tied for the most he's recorded with the Mavericks (13 vs. NJ 12/9/10)... 11 points (4-10 FGs, 2-4 3FGs, 1-2 FTs) and 4 assists in 19 minutes at PHI (3/17/17)... 20 points (8-12 FGs, 1-4 3FGs, 3-5 FTs), including 11 in 4th quarter (and 9 consecutive points in a 2:31 span in the 4th), to go with game-high-tying 7 assists and 2 steals in 27 minutes at BKN (3/19/17)... 10 points (3-9 FGs, 2-4 3FGs, 2-2 FTs), team-high 8 assists and 1 steal in 29 minutes vs. OKC (3/27/17)... 8 points (4-7 FGs), 2 rebounds and game-high 11 assists in 19 minutes at NO (3/29/17)... 13 points (4-14 FGs, 4-11 3FGs, 1-2 FTs) and 5 assists in 23 minutes at MEM (3/31/17)... 17 points (7-11 FGs, 3-4 3FGs), 2 rebounds and team-high-tying 6 assists in 23 minutes at MIL (4/2/17)... 14 points (6-12 FGs, 1-3 3FGs, 1-1 FTs), 3 rebounds and 3 assists in 22 minutes at LAC (4/5/17)... 13 points (5-14 FGs, 3-8 3FGs), 4 rebounds, team-high 9 assists and 2 steals in 27 minutes vs. DEN (4/11/17)... rested for 3 games (at GS 11/9/16, at PHO 4/9/17, at MEM 4/12/17)... suffered a left calf strain in the 4th quarter at BOS (11/16/16) and did not return... missed the next 17 games due to the injury (vs. MEM 11/18/16 vs. SAC 12/18/16)... left the game at POR (12/21/16) in the 1st half with a left leg muscle strain and did not return... missed the next 7 games due to the injury (at LAC 12/23/16 vs. PHO 1/5/17)... left the game vs. UTA (1/20/17) in the 4th quarter after suffering another left calf strain... missed 20 games due to the injury (vs. LAL 1/22/17 vs. LAL 3/7/17)... ejected for receiving a flagrant foul 2 on Blake Griffin at the 5:29 mark of the 3rd quarter vs. LAC (3/23/17). **2015-16:** Averaged 10.9 points, 2.1 rebounds, 4.1 assists and 22.5 minutes in 74 games (16 starts) with DAL... shot career-high 44.6% (317-711 FGs) from the field, 38.5% (100-260 3FGs) from 3-point range and 77.1% (74-96 FTs) from the line... made a then career-high 100 3-pointers in 2015-16, topping his previous high of 97 3s in 2012-13... as a starter, averaged 16.7 points, 2.8 rebounds and 4.9 assists in 30 minutes... after the All-Star break, averaged 13.7 points, 2.4 rebounds and 4.4 assists in 23.7 minutes... totaled 89 points and 27 assists over a 4-game stretch from 12/23-12/30/15 and 121 points and 35 assists over a 5-game stretch from 3/28-4/6/16... led all players in points and assists (outright or tied) 5 times in 2015-16, after he did so only once in his previous 9 NBA seasons... among NBA leaders, ranked 33rd in 3FG%... 2 double-doubles (both point/assist)... 1 game with 30+ points (1st career)... 5 games with 25+ points (5-0 record)... 9 games with 20+ points (7-2 record), including 4 straight from 3/30-4/6/16... his 9 20-point games in 2015-16 were the most he produced in any 1 season in his career (previous high: 6 in both 2008-09 and 2012-13)... 19 games with 15+ points... 36 games with 10+ points, including 8 straight from 3/23-4/6/16... 2 games with 10+ assists (2-0 record)... 10 games with 7+ assists (8-2 record)... 29 games with 5+ assists, including 8 straight from 12/18/15-1/2/16... 8 games with at least 10 points and 7 assists (6-2 record)... led the team in assists 28 times (including ties)... 12 points (4-10 FGs, 2-3 3FGs, 2-2 FTs) and 9 assists in 21 minutes at LAC (10/29/15)... 10 points (4-7 FGs, 1-2 3FGs, 1-1 FTs), 3 rebounds and 7 assists in 24 minutes at LAL (11/1/15)... 13 points (4-11 FGs, 2-6 3FGs, 3-3 FTs), including 8 in 4th quarter, in 24 minutes vs. NO (11/7/15)... played in his 400th game with the Mavericks vs. LAC (11/11/15)... appeared in 600th career NBA game at OKC (11/22/15)... 16 points (5-10 FGs, 6-6 FTs), 2 rebounds and 4 assists in 27 minutes at MEM (11/24/15)... 21 points (7-15 FGs, 5-6 3FGs, 2-2 FTs), including 19 in 2nd half (13 in 4th quarter), to go with 3 rebounds, 3 assists and 1 steal in 29 minutes vs. WAS (12/12/15)... reached 3,000 points with the Mavericks with a jumper at the 24.9-second mark of the 1st quarter vs. MEM (12/18/15) (it gave him exactly 3,000 points with DAL)... in 1st start of season (70th career), 1st double-double (14th career) with career-high (game-high) 32 points (13-21 FGs, 5-8 3FGs, 1-1 FTs), including 20 on 8-9 FGs in 1st half, to go with season-high (game-high) 11 assists and 1 steal in 41 minutes in DAL's 119-118 OT win at BKN (12/23/15)... he knocked down his 500th career 3-pointer at the 10:45 mark of the 1st quarter at BKN (12/23/15)... Barea also eclipsed 5,000 career points with a 3-pointer at the 2:05 mark of OT at BKN (12/23/15) (the 3-pointer gave him 32 points for the game and 5,002 for his career)... in 2nd start, game-high 26 points (9-14 FGs, 7-8 3FGs, 1-2 FTs), including career-high 7 3-pointers, to go with 5 assists and 1 block (DAL's lone block) in 33 minutes in DAL's 118-111 win vs. CHI (12/26/15)... Barea racked up 58 points and 16 assists over a 2-game span (at BKN 12/23/15 vs. CHI 12/26/15), marking the 1st time in his 610-game NBA career that he scored 50+ points over a 2-game stretch... only 1 other player in league history had his first 2-game span of 50+ points at least 600 games into his NBA career (Rory Sparrow, in games 764 and 765 of his career, 3/2-3/5/91)... in 4th start, game-high 23 points (9-12 FGs, 5-7 3FGs) to go with 3 rebounds, 6 assists and 2 steals in 31 minutes vs. GS (12/30/15)... he scored 20+ points for the 3rd time in his last 4 games... Barea totaled 89 points and 27 assists over a 4-game stretch (all wins) from 12/23-12/30/15... he averaged 22.3 points and 6.8 assists during that span while shooting 61.8% (34-55 FGs) from the field and 18-of-27 (.667) from 3-point range... Barea led all players outright in scoring in 3 of the 4 games (12/23-12/30/15) and he led DAL in assists in all 4 (including ties)... 10 points (3-10 FGs, 1-3 3FGs, 3-3 FTs), season-high 7 rebounds, 5 assists and 2 steals in 27 minutes vs. NO (1/2/16)... Barea dished out 5+ assists in season-high 8 consecutive games (12/18/15-1/2/16)... 18 points (7-15 FGs, 3-7 3FGs, 1-3 FTs), 3 rebounds and 6 assists in 31 minutes at OKC (1/13/16)... made his 700th career FT at the 10:26 mark of the 4th quarter at SA (1/17/16)... 18 points (8-17 FGs, 2-2 FTs), including 10 in 2nd quarter, to go with 4 rebounds, 4 assists and 1 steal in 28 minutes at LAL (1/26/16)... 14 points (7-11 FGs), 3 rebounds and 5 assists in 25 minutes at GS (1/27/16)... 13 points (5-10 FGs, 3-3 3FGs), 3 rebounds, 3 assists and 1 steal in 25 minutes vs. BKN (1/29/16)... 15 points (5-12 FGs, 2-5 3FGs, 3-3 FTs) and 4 assists in 31 minutes at ATL (2/1/16)... 15 points (5-10 FGs, 2-4 3FGs), 2 rebounds and 2 assists in 22 minutes at ORL (2/19/16)... 12 points (5-10 FGs, 2-2 FTs) and 7 assists in 24 minutes vs. MIN (2/28/16)... 17 points (6-9 FGs, 3-4 3FGs, 2-2 FTs), 2 rebounds and 4 assists in 22 minutes vs. ORL (3/1/16)... 15 points (6-13 FGs, 3-7 3FGs) and 4 assists in 25 minutes at DEN (3/6/16)... 17 points (7-10 FGs, 3-3 3FGs), including 8 in 1st quarter and 9 in the 4th, to go with 3 rebounds and 4 assists in 23 minutes at CLE (3/16/16)... 16 points (6-16 FGs, 2-4 3FGs, 2-2 FTs), 3 rebounds and 7 assists in 28 minutes vs. GS (3/18/16)... 14 points (6-14 FGs, 2-2 FTs), 2 rebounds, 5 assists and 1 steal in 25 minutes at POR (3/23/16)... 21 points (8-16 FGs, 5-8 3FGs), including 11 in 1st quarter, to go with 3 rebounds and 6 assists in 32 minutes at GS (3/25/16)... 14 points (7-14 FGs, 3 rebounds and 3 assists in 27 minutes at SAC (3/27/16)... 2nd double-double with team-high 18 points (7-13 FGs, 3-6 3FGs, 1-2 FTs), to go with season-high-tying (game-high) 11 assists and 2 steals in 26 minutes at DEN (3/28/16)... team-high 26 points (10-18 FGs, 4-7 3FGs, 2-2 FTs), including 12 in 2nd quarter, to go with 5 rebounds and game-high 7 assists in 30 minutes vs. NY (3/30/16)... team-high 29 points (13-23 FGs, 2-5



3FGs, 1-1 FTs), including 19 in 1st half and 10 in 4th quarter, to go with 3 rebounds and 3 assists in 35 minutes at DET (4/1/16)...team-high 21 points (8-19 FGs, 3-7 3FGs, 2-4 FTs), including 11 in 1st quarter, to go with 3 rebounds, 6 assists and 1 steal in 35 minutes at MIN (4/3/16)...Barea was named Western Conference Player of the Week for games played from 3/28-4/3/16 after leading DAL to a perfect 4-0 week...he received the honor for the 1st time in his career and he became the first Maverick to garner the award since Monta Ellis in April 2014...during DAL's 4-0 week (3/28-4/3/16), Barea averaged 23.5 points, 3.0 rebounds and 6.8 assists while shooting 52.1% (38-73 FGs) from the field and 48.0% (12-25 3FGs) from 3-point range...game-high 27 points (10-16 FGs, 4-7 3FGs, 3-3 FTs), including 17 in 1st half and 10 in 4th quarter, to go with 5 rebounds and game-high 8 assists in 37 minutes vs. HOU (4/6/16)...he scored 20+ points in a career-high 4 straight games from 3/30-4/6/16 (he had never posted 20+ points in more than 2 consecutive games prior to the 4-game run)...Barea totaled 121 points and 35 assists over a 5-game stretch from 3/28-4/6/16 (DAL went 5-0 in those games)...he led DAL outright in scoring in all 5 of those games (3/28-4/6/16) and he led the team in assists in all 5 as well (including ties)...suffered a sprained right ankle in the 4th quarter at SA (11/25/15) and did not return...missed 6 games due to the injury (vs. DEN 11/28/15-at NY 12/7/15)...suffered a right groin strain in the 1st half vs. MEM (4/8/16) and did not play in the 2nd half...missed 2 games due to the injury (at LAC 4/10/16, vs. SA 4/13/16). **2014-15:** Averaged 7.5 points, 3.4 assists and 17.7 minutes in 77 games (10 starts) with DAL...shot 42.0% (225-536 FGs) from the field, 32.3% (54-167 3FGs) from 3-point range and 80.9% (76-94 FTs) from the line...1 game with 20+ points...8 games with 15+ points...20 games with 10+ points (13-7 record)...41 games with 7+ points (27-14 record)...2 games with 10+ assists (2-0 record)...24 games with 5+ assists (18-6 record)...after signing with DAL as a free agent on 10/29/14, made his season debut the next night vs. UTA (10/30/14) and had 4 points (2-5 FGs), 4 rebounds and 3 assists in 19 minutes...7 points (3-7 FGs, 1-1 FTs), 3 rebounds and season-high 11 assists in 20 minutes vs. PHI (11/13/14)...he recorded more assists than then the entire 76ers team (9) on 11/13/14...14 points (4-9 FGs, 6-6 FTs) and 5 assists in 21 minutes vs. MIN (11/15/14)...14 points (4-8 FGs, 1-3 3FGs, 5-6 FTs), including 10 in 4th quarter, to go with 4 rebounds and 6 assists in 23 minutes at WAS (11/19/14)...16 points (5-7 FGs, 5-5 3FGs, 1-2 FTs), including 9 in 4th quarter, to go with 8 assists in 22 minutes vs. LAL (11/21/14)...10 points (3-7 FGs, 1-4 3FGs, 3-4 FTs), including 9 in 1st half, in 15 minutes vs. NY (11/26/14)...13 points (5-8 FGs, 1-2 3FGs, 2-2 FTs) in 13 minutes at CHI (12/2/14)...reached 10,000 career minutes at MIL (12/3/14)...9 points (4-9 FGs, 1-5 3FGs) and 9 assists in 23 minutes vs. MIL (12/7/14)...17 points (7-16 FGs, 3-8 3FGs), including 12 in 4th quarter, to go with 3 rebounds in 21 minutes at MEM (12/9/14)...10 points (4-7 FGs, 2-2 3FGs) and 5 assists in 17 minutes at NY (12/16/14)...14 points (6-7 FGs, 2-3 3FGs) and 4 assists in 21 minutes at CLE (1/4/15)...17 points (6-15 FGs, 1-5 3FGs, 4-4 FTs), 3 rebounds and 6 assists in 21 minutes at DEN (1/14/15)...7 points (2-5 FGs, 3-4 FTs) and team-high 10 assists in 22 minutes at MIN (1/21/15)...10 points (4-7 FGs, 1-2 3FGs, 1-2 FTs) in 18 minutes at ORL (1/31/15)...10 points (4-14 FGs, 2-2 FTs) and 8 assists in 29 minutes vs. MIN (2/2/15)...10 points (3-10 FGs, 2-4 3FGs, 2-2 FTs), 4 rebounds and 5 assists in 28 minutes at GS (2/4/15)...15 points (7-12 FGs, 1-5 3FGs), 3 rebounds, 5 assists and 1 block in 32 minutes at SAC (2/5/15)...season-high (game-high) 22 points (8-15 FGs, 4-7 3FGs, 2-2 FTs) to go with 4 rebounds and 3 assists in 35 minutes vs. UTA (2/11/15)...13 points (5-8 FGs, 3-4 3FGs) and 3 assists in 19 minutes vs. TOR (2/24/15)...13 points (6-10 FGs, 1-3 3FGs) and 7 assists in 30 minutes at ATL (2/25/15)...15 points (6-7 FGs, 2-2 3FGs, 1-2 FTs) and 4 assists in 18 minutes vs. LAC (3/13/15)...14 points (6-12 FGs, 1-3 3FGs, 1-2 FTs) and 3 assists in 23 minutes vs. GS (4/4/15)...18 points (8-15 FGs, 1-1 3FGs, 1-1 FTs) in 23 minutes at UTA (4/13/15)...missed 4 games due to a left ankle sprain (at PHO 3/22/15-at IND 3/29/15). **2013-14:** Played in 79 games (T-2nd-highest total of his career) with MIN, averaging 8.4 points and 3.8 assists in 18.6 minutes...shot 79.0% (79-100 FTs) from the FT line on the season, including 84.5% (60-71 FTs) since 1/1/14...1 double-double...26 games with 5+ assists (17-9 record)...season-high 21 points (10-14 FGs, 1-2 3FGs) at DEN (11/15/13)...handed out a season-high 11 assists at BOS (12/16/13), part of his 12th career point/assist double-double...went 8-for-8 from the field en route to eclipsing 4,000 career points vs. DEN (2/12/14)...the 8-for-8 effort vs. DEN (2/12/14) was 1 short of the club single-game mark for most FGs made without a miss...season-high-tying 21 points (7-16 FGs, 4-8 3FGs, 3-3 FTs) at POR (2/23/14)...grabbed his 1,000th career rebound at DAL (3/19/14)...appeared in his 500th game vs. LAL (3/28/14)...in lone start, 13 points, season-best 6 rebounds and 3 assists in a season-high 39 minutes in 2OT win at MIA (4/4/14)...missed 2 games due to injury (at MEM 3/24/14; vs. CHI 4/9/14). **2012-13:** Appeared in 74 games (2 starts) for MIN, logging a career-high 1,713 minutes (23.1 mpg)...averaged 11.3 points, 2.8 rebounds and 4.0 assists...hit a team-high 97 3-pointers (97-280 3FGs, .346)...shot 78.4% (105-134 FTs) from the line...led MIN in 4th-quarter scoring for the season, netting 310 of his 834 points in the final stanza (37.2% of his total)...led team in assists 16 times...lone double-double with 11 points and season-high 10 assists at PHI (12/4/12)...logged a season-high 38 minutes at NY (12/23/12)...grabbed a season-high 7 rebounds vs. HOU (12/26/12)...game-high 21 points (8-11 FGs, 5-7 3FGs) at DET (3/26/13)...team highs of 20 points (9-13 FGs, 2-3 3FGs) and 6 assists vs. DET (4/6/13)...season-high (team-high) 23 points (career highs 9-10 FTs) at UTA (4/12/13). **2011-12:** In 41 games (11 starts) with MIN, averaged then career highs in points (11.3), rebounds (2.8) and assists (5.7) in career-high 25.2 minutes...shot 37.1% (53-143 3FGs) from 3-point range and 77.6% (76-98 FTs) from the line...led the team in scoring 7 times...7 double-doubles...5 games with 20+ points...team-high 22 points (7-12 FGs, 5-6 3FGs, 3-3 FTs) in win over UTA (2/22/12)...handed out his 1,000th career assist vs. POR (3/7/12)...18 points (7-13 FGs, 2-4 3FGs, 2-3 FTs) and 11 assists at SA (3/21/12)...surpassed the 2,500-point mark at SA (3/21/12)...1st career triple-double with 25 points (10-22 FGs, 2-5 3FGs, 3-3 FTs), career-high-tying 10 rebounds and 14 assists at OKC (3/23/12)...he became the 8th player in Timberwolves franchise history to post a triple-double (first since 2007) and the 1st to accomplish that feat in a reserve role...dished out a career-high 15 assists at DEN (4/11/12), the Wolves' best since Troy Hudson dealt 15 vs. CLE (2/28/03)...season-high 28 points (10-20 FGs, 5-9 3FGs, 3-4 FTs) vs. MEM (4/17/12)...played all 48 minutes vs. GS (4/22/12), the first complete game by a Timberwolves player since 12/21/07 (Sebastian Telfair vs. IND)...started the final 11 games, averaging 16.0 points, 9.3 assists and 36.1 minutes in those 11, while shooting 43.3% (26-60 3FGs) from 3-point range and posting 5 point/assist double-doubles (7 total)...he was credited with 10+ assists in 5 of his final 7 road outings, averaging 11.1 assists in that stretch...recorded 3 DNP-CDs...missed a total of 22 due to injury. **2010-11:** Averaged 9.5 points, 2.0 rebounds, 3.9 assists and 20.5 minutes in career-high 81 games (2 starts) with DAL...shot 43.9% (285-649 FGs) from the field, 34.9% (66-189 3FGs) from 3-point range and 84.7% (133-157 FTs) from the line...3 double-doubles...5 games with 20+ points...34 games with 10+ points...4 games with 10+ assists...10 points (5-10 FGs), 5 rebounds and 7 assists in 23 minutes at MEM (11/10/10)...game-high 19 points (7-14 FGs, 1-4 3FGs, 4-4 FTs) in 22 minutes vs. PHI (11/12/10)...13 points (5-7 FGs, 3-3 FTs) in 15 minutes vs. MIA (11/27/10)...11 points (5-8 FGs, 1-1 3FGs) and 6 assists in 27 minutes vs. HOU (11/29/10)...14 points (6-13 FGs, 1-4 3FGs, 1-2 FTs) in 23 minutes vs. MIN (12/1/10)...game-high 13 assists to go with 6 points (1-5 FGs, 4-4 FTs) in 27 minutes vs. NJ (12/9/10)...the 13 assists vs. NJ (12/9/10) were the most by any DAL reserve since Derek Harper had 13 vs. PHI (2/27/87)...season-high 29 points (11-21 FGs, 1-4 3FGs, 6-6 FTs) in 36 minutes at MIL (1/1/11)...14 points (5-11 FGs, 2-2 3FGs, 2-3 FTs) in 22 minutes vs. OKC (1/6/11)...13 points (5-12 FGs, 2-2 3FGs, 1-1 FTs) and 5 assists in 26 minutes at SA (1/14/11)...25 points (9-12 FGs, 3-4 3FGs, 4-4 FTs), including 18 1st-half points, in 33 minutes vs. LAC (1/25/11)...19 points (8-10 FGs, 3-3 FTs) in 24 minutes vs. HOU (1/27/11)...22 points (7-12 FGs, 3-4 3FGs, 5-5 FTs) in 30 minutes at NY (2/2/11)...15 points (7-14 FGs, 1-3 3FGs) in 24 minutes at CHA (2/5/11)...20 points (8-12 FGs, 2-4 3FGs, 2-3 FTs), including 15 4th-quarter



points, in 22 minutes at SAC (2/9/11)...17 points (6-11 FGs, 2-4 3FGs, 3-3 FTs) and 5 assists in 26 minutes at DEN (2/10/11)...11 points (5-8 FGs, 1-1 3FGs), 4 rebounds and 5 assists in 24 minutes at HOU (2/12/11)...1st double-double (2nd career; 1st career point/assist double-double) with 11 points (5-8 FGs, 1-3 3FGs) and 10 assists in 20 minutes vs. SAC (2/16/11)...13 points (5-8 FGs, 1-1 3FGs) and 5 assists in 19 minutes vs. UTA (2/23/11)...12 points (6-10 FGs) and 9 assists in 27 minutes at TOR (2/27/11)...22 points (6-8 FGs, 2-3 3FGs, 8-10 FTs), including 16 4th-quarter points, to go with 6 assists and 2 steals in 21 minutes at LAC (3/30/11)...2nd double-double (3rd career) with 13 points (5-13 FGs, 2-3 3FGs, 1-1 FTs), 5 rebounds and 11 assists in 33 minutes at GS (4/2/11)...3rd double-double with 12 points (5-12 FGs, 2-2 FTs) and 10 assists in 30 minutes vs. DEN (4/6/11)...15 points (6-10 FGs, 1-2 3FGs, 2-3 FTs) and 6 assists in 27 minutes vs. PHO (4/10/11)...the 15-point effort vs. PHO (4/10/11) was his 7th straight game with 10+ points...DND at PHO (2/17/11) due to an illness. **2009-10:** Averaged 7.6 points, 3.3 assists and 19.8 minutes in 78 games (career-high 18 starts) with DAL...shot 44.0% (232-527 FGs) from the floor, 35.7% (56-157 3FGs) from 3-point range and 84.4% (76-90 FTs) from the line...as a starter, averaged 11.1 points, 2.0 rebounds, 3.6 assists and 25.7 minutes...3 games with 20+ points...6 games with 15+ points...25 games with 10+ points...13 points (4-8 FGs, 1-2 3FGs, 4-5 FTs), 6 rebounds and 4 assists in 23 minutes vs. WAS (10/27/09)...dished out a season-high 12 assists to go with 4 points and 3 rebounds in 24 minutes vs. TOR (11/7/09)...at the time, the 12 assists off bench were most by a DAL reserve since Derek Harper had 13 vs. PHI (2/19/87) (Barea had a 13-assist game the following season vs. NJ 12/9/10)...14 points (6-9 FGs, 2-2 3FGs) and 5 assists in 23 minutes vs. HOU (11/10/09)...11 points, 3 rebounds and 6 assists in 31 minutes vs. PHI (11/30/09)...in 1st start of season, 14 points (6-8 FGs, 2-4 3FGs), 2 rebounds, 6 assists and 1 steal in 30 minutes vs. PHO (12/8/09)...12 points (4-8 FGs, 3-5 3FGs, 1-2 FTs), 4 rebounds, 9 assists, 2 steals and 34 minutes at MIA (12/11/09)...season-high 23 points (10-13 FGs, 1-2 3FGs, 2-2 FTs), including 19 in 1st half, to go with 4 rebounds in 26 minutes vs. NO (12/14/09)...season-high-tying 23 points (8-15 FGs, 3-5 3FGs, 4-5 FTs) to go with 3 assists in 35 minutes vs. HOU (12/18/09)...22 points (9-16 FGs, 3-4 3FGs, 1-1 FTs) and 5 assists in 35 minutes vs. POR (12/22/09)...17 points (7-13 FGs, 1-2 3FGs, 2-2 FTs) and 3 assists in 33 minutes at SAC (1/2/10)...13 points (4-11 FGs, 1-2 3FGs, 4-4 FTs), season-high 7 rebounds and 3 assists in 26 minutes vs. POR (1/30/10)...9 points (4-8 FGs, 1-2 3FGs), 4 rebounds and 9 assists in 30 minutes at MIN (3/8/10)...15 points (6-9 FGs, 3-4 3FGs), including 10 straight in the 4th quarter, to go with 5 assists and 24 minutes vs. CHI (3/17/10)...16 points (7-9 FGs, 2-2 3FGs), including 14 in 4th quarter, to go with 2 steals in 17 minutes vs. ORL (4/1/10)...14 points (4-6 FGs, 1-2 3FGs, 5-6 FTs), 6 assists and career-high-tying 4 steals in 17 minutes vs. MEM (4/7/10)...recorded 2 DNP-CDs...DND vs. NJ (3/10/10) due to sprained left ankle and DND vs. DEN (3/29/10) with sore left ankle. **2008-09:** Averaged 7.8 points, 2.2 rebounds, 3.4 assists and 20.3 minutes in 79 games (15 starts) with DAL...shot 44.2% (246-557 FGs) from the field, 35.7% (55-154 3FGs) from 3-point range and 75.3% (70-93 FTs) from the line...6 games with 20+ points...20 games with 10+ points...10 points (5-11 FGs) and 9 assists in 21 minutes at LAL (11/28/08)...15 points (7-11 FGs, 1-2 3FGs), including game-winning 3-pointer with 50.2 seconds left, to go with 5 assists in 25 minutes vs. LAC (12/2/08)...in 1st start of season, 18 points (6-14 FGs, 1-1 3FGs, 5-6 FTs), 3 rebounds, 4 assists and 1 steal in 31 minutes vs. PHO (12/4/08)...2nd career 20-point game with 22 points (9-18 FGs, 4-5 FTs) and 4 assists in 32 minutes vs. ATL (12/6/08)...21 points (8-16 FGs, 2-3 3FGs, 3-4 FTs) and 5 assists in season-high 40 minutes vs. SA (12/9/08), his 2nd consecutive 20-point game...grabbed a season-high 8 rebounds (4 OR) to go with 8 points and 4 assists in 22 minutes at POR (12/25/08)...17 points (5-12 FGs, 1-2 3FGs, 6-6 FTs), 4 rebounds, 4 assists in 29 minutes at LAC (12/28/08)...20 points (8-17 FGs, 2-4 3FGs, 2-4 FTs), 6 assists, 3 steals, 1 block, 37 minutes vs. CHI (2/7/09)...season-high 26 points (season-high 10 FGs, season-highs 5-8 3FGs, 1-2 FTs), 4 rebounds, 5 assists and 2 steals in 24 minutes at HOU (2/20/09)...5th 20-point game with 20 points (8-13 FGs, 4-4 FTs), 3 rebounds, 7 assists and season-high 3 steals in 29 minutes off bench vs. GS (3/25/09)...6th 20-point game with 22 points (8-12 FGs, 5-7 3FGs, 1-2 FTs), 2 rebounds, 4 assists, 2 steals and 1 block in 30 minutes vs. DEN (3/27/09)...18 points (6-8 FGs, 2-3 3FGs, 4-4 FTs) and season-high 9 assists in 26 minutes vs. UTA (4/8/09)...3 DNP-CDs. **2007-08:** In 44 games (9 starts) with DAL, averaged 4.3 points, 1.1 rebounds, 1.3 assists and 10.5 minutes...shot 41.8% (71-170 FGs) from the field, career-high 38.9% (21-54 3FGs) from 3-point range and 80.0% (28-35 FTs) from the line...in 2nd career start, shot a perfect 4-of-4 from 3-point range to score 25 points (9-11 FGs, 4-4 3FGs, 3-3 FTs) vs. SAC (11/3/06)...15 points (6-8 FGs, 1-3 3FGs, 2-2 FTs) in 12 minutes vs. WAS (11/26/07)...started and recorded 13 points (6-10 FGs, 1-1 FTs), 4 assists, 2 steals in 20 minutes vs. MIL (2/6/08)...11 points (4-6 FGs, 1-1 3FGs, 2-2 FTs), 4 rebounds, 4 assists in 28 minutes vs. POR (2/13/08)...recorded 7 DNP-CDs...spent 31 games on inactive list, including final 18 of season. **2006-07:** In 33 games (1 start) with DAL, averaged 2.4 points and 5.8 minutes per game...scored 13 of his 16 points in the 4th quarter vs. UTA (4/13/07)...1st career double-double with 13 points and career-high 10 rebounds (5 OR) in 31 minutes at GS (4/17/07)...assigned to the D-League's Ft. Worth Flyers (1/18-1/31/07)...in 8 games (6 starts) with the Flyers, averaged 27.3 points, 5.0 rebounds, 7.8 assists and 1.3 assists in 36.6 minutes per game...shot 52.3% (79-151 FGs) from the field, 43.8% (21-48 3FGs) from 3-point range and 78.0% (39-50 FTs) from the line in Ft. Worth...recorded 21 DNP-CDs...spent 20 games on the inactive list and missed 1 game due to a tongue laceration (11/29/06).

PLAYOFF CAPSULE

Holds averages of 8.0 points, 2.1 rebounds, 3.6 assists and 20.0 minutes in 49 career playoff games (11 starts). **2016:** Averaged 6.3 points, team-high 5.0 assists and 25.1 minutes in 4 games (2 starts) vs. OKC in the first round...playoff highs of 15 points (6-14 FGs, 1-4 3FGs, 2-2 FTs), 7 assists and 32 minutes in Game 3 vs. OKC (4/21/16)...missed Game 2 at OKC (4/18/16) after aggravating his right groin strain in Game 1. **2015:** In 5 first round games (2 starts) vs. HOU, averaged 11.8 points, 4.8 rebounds and 7.4 assists in 30.8 minutes...4 games with 10+ points...1st playoff double-double with 17 points (7-15 FGs, 2-6 3FGs, 1-2 FTs) and 13 assists in 36 minutes in Game 4 vs. HOU (4/26/15). **2011:** In 21 games (3 starts), averaged 8.9 points, 1.9 rebounds and 3.4 assists in 18.6 minutes...2 games with 20+ points...7 games with 10+ points...12 points (4-9 FGs, 4-4 FTs) and 4 assists in 17 minutes in Game 2 at LAL (5/4/11)...playoff career-high 22 points (9-14 FGs, 1-4 3FGs, 3-3 FTs) to go with 8 assists in 27 minutes in Game 4 vs. LAL (5/8/11)...21 points (8-12 FGs, 2-3 3FGs, 3-3 FTs) in 16 minutes in Game 1 vs. OKC (5/17/11)...14 points (5-11 FGs, 1-2 3FGs, 3-4 FTs), 5 rebounds, 22 minutes in Game 5 vs. OKC (5/25/11)...17 points (6-11 FGs, 4-5 3FGs, 1-1 FTs), 5 assists, 26 minutes in Game 5 vs. MIA (6/9/11)...15 points (7-12 FGs, 1-3 3FGs), 5 assists, 2 steals, 30 minutes in Game 6 at MIA (6/12/11)...DAL went on to win 3 straight games and close out the championship series in 6 after Barea was inserted into the starting lineup for Game 4 vs. MIA (6/7/11) (he started Games 4, 5 and 6 of the Finals). **2010:** In 6 first round games vs. SA, averaged 5.8 points, 2.0 rebounds, 2.5 assists and 17.5 minutes...playoff-high 14 points (6-13 FGs, 2-4 3FGs), 4 rebounds, 4 assists and 32 minutes in Game 3 at SA (4/23/10). **2009:** In 10 games (4 starts), averaged 7.6 points, 2.0 rebounds, 3.4 assists and 22.1 minutes while shooting 43.7% (31-71 FGs) from the field, 31.3% (5-16 3FGs) from 3-point range and 69.2% (9-13 FTs) from the line...in 5 first round games (3 starts) vs. SA, averaged 10.0 points, 2.0 rebounds, 4.6 assists and 26.4 minutes...13 points (6-14 FGs, 1-1 FTs), with 7 in 4th quarter, 3 assists, 26 minutes in Game 1 at SA (4/18/09)...in 1st career postseason start, recorded 13 points (5-8 FGs, 1-2 3FGs, 2-2 FTs), 7 assists and 1 steal in 33 minutes in Game 3 vs. SA (4/23/09)...10 points (3-9 FGs, 1-2 3FGs, 3-4 FTs), 5 rebounds, 5 assists, 1 steal, 26 minutes in Game 5 at SA (4/28/09)...in 5 Western Conference Semifinal games (1 start) vs. DEN, averaged 5.2 points, 2.0



rebounds, 2.2 assists and 17.8 minutes...10 points (5-8 FGs) and 2 rebounds in 17 minutes in Game 4 vs. DEN (5/11/09). **2008:** In Game 4 vs. NO (4/27/08), appeared for 5 minutes and scored 8 points (3-4 FGs, 2-2 3FGs). **2007:** Appeared in 2 first round games vs. GS for a total of 4 minutes.

INTERNATIONAL CAPSULE

SUMMER 2018: Competed for Puerto Rico at the FIBA Basketball World Cup 2019 Americas Qualifiers...in 2 games (both wins), averaged 13.5 points, 5.5 rebounds and 7.0 assists in 25.3 minutes. **SUMMER 2016:** Named MVP of Centrobasket 2016 (Panama), helping Puerto Rico win its 11th Centrobasket title by defeating Mexico, 84-83, in the finals...averaged 11.8 points, 4.2 rebounds, a tournament-high 6.4 assists and 1.0 steal in 5 games for the gold-medal-winning Puerto Ricans...also competed for Puerto Rico at the 2016 FIBA Olympic Qualifying Tournament, averaging 16.0 points, 3.3 rebounds and 4.3 assists in 4 games. **SUMMER 2015:** Averaged team-high 11.5 points, 1.5 rebounds, 2.8 assists and 20.0 minutes in 4 games (4 starts) for Puerto Rico at the 2015 Panamerican Games (Toronto)...appeared in 1 Marchand Cup (San Juan) game vs. Canada and had 17 points, 8 rebounds, 9 assists and 2 steals in 32 minutes...competed in the 2015 FIBA Americas Championship (Mexico City) with Puerto Rico and averaged 20.3 points (2nd in tournament), 3.6 rebounds, 6.3 assists and 1.5 steals in 8 games. **SUMMER 2014:** Competed in the 2014 FIBA World Cup (Spain) with Puerto Rico, averaging 22.0 points and 3.2 assists per game...also represented Puerto Rico at Centrobasket 2014 (Mexico), averaging 17.8 points, 4.0 rebounds and 4.6 assists in 14 games en route to a second place finish. **SUMMER 2013:** Competed in the 2013 FIBA Americas Championship (Venezuela) for Puerto Rico, leading his team to a second place finish and a berth in the 2014 FIBA World Cup. **SUMMER 2012:** Helped host nation Puerto Rico win silver at Centrobasket 2012...averaged 9.8 points, 3.8 rebounds and 6.5 assists in 4 games. **SUMMER 2011:** Appeared in 10 games for Puerto Rico (finished 4th place) in the 2011 FIBA Americas Championship, totaling averages of 11.7 points, 3.9 rebounds and 4.2 assists per game...also helped Puerto Rico win gold at the 2011 Panamerican Games (Mexico), averaging 21.0 points, 3.0 rebounds and 4.4 assists in 5 games. **SUMMER 2010:** Represented Puerto Rico in 5 games at the 2010 FIBA World Championships (Istanbul, Turkey), averaging a team-high 16.8 points, 5.4 assists and 3.8 rebounds...helped Puerto Rico win gold at the 2010 Central American and Caribbean Games in Mayaguez, averaging 15.3 points, 3.5 rebounds and 5.3 assists in 4 games...also led Puerto Rico to a gold medal finish at Centrobasket 2010 (Dominican Republic), averaging 13.8 points, 3.7 rebounds and 7.0 assists in 6 games. **SUMMER 2008:** Represented Puerto Rico in 5 games at the 2008 FIBA Olympic Qualifying Tournament (Athens, Greece)...did not qualify for the 2008 Summer Olympics...averaged 12.4 points, 3.2 rebounds and 2.2 assists...also competed for Puerto Rico at Centrobasket 2008 (Mexico), averaging 22.2 points, 2.4 rebounds and 6.4 assists in 5 games. **SUMMER 2007:** Representing Puerto Rico (finished in 3rd place) in the FIBA Americas Tournament, averaged 7.5 points, 1.4 rebounds, 2.3 assists and 14.9 minutes in 8 games...shot 48.6% (17-35 FGs) from the field...also competed at the 2007 Panamerican Games, helping Puerto Rico win gold with averages of 16.4 points, 3.6 rebounds, 5.4 assists and 1.2 steals in 5 games. **SUMMER 2006:** Made debut for Puerto Rico's senior national team that won gold at the 2006 Central American and Caribbean Games. **SUMMER 2005:** Competed for Puerto Rico at the World Championships U21 in Argentina. **SUMMER 2004:** Competed for the Puerto Rican U21 national team at the Tournament of the Americas U21 in Halifax and at Centrobasket U21 in Caguas. **SUMMER 2003:** Averaged 27.0 points for Puerto Rico at the World Championships U18 in Greece. **SUMMER 2002:** Played for Puerto Rican U18 national team...named to the Pan Am Junior tournament All-Star team.

COLLEGE CAPSULE

As a senior at Northeastern, averaged 21.0 points, 4.4 rebounds and 8.4 assists...CAA Preseason All-Conference First Team selection...Collegelinsider.com Preseason Mid-Major All-America selection...named CAA Co-Player of the Week (11/22)...22 points in season opener vs. Brown...followed that with 28 points and 14 assists in comeback win over Central Connecticut...converted 10-13 FGs, including 3-3 3FGs in 23-point effort against Lasell...earned All-Tournament Team honors for a 45-point, 18-assist effort over 2 games in the California Golden Bear Classic...scored 17 of his team-high 22 points in the 2nd half of 86-83 win over James Madison...scored 20 points in 39 minutes of play versus Wright State...22 points with 6 assists against George Mason...moved into third on the NU all-time field goals list in that game, surpassing Mark Halsel (1980-84)...26 points with 10 assists in victory over Georgia State...followed with his second-straight double-double, a season-high 32 points and 10 assists in 38 minutes at Old Dominion.

PERSONAL CAPSULE

Born and raised in Mayaguez, Puerto Rico...attended Miami Christian High School (Miami, Fla.)...full name is Jose Juan "J.J." Barea Mora...last name is pronounced "ba-RAH-ah"...parents are Jaime Barea and Marta Mora...has two older brothers, Jamie J. Barea and Jason J. Barea...him and his wife Viviana, were married in Puerto Rico in August 2016...has a son, Sebastian, and a daughter, Paulina...along with his wife, Viviana, helped lead recovery efforts in Puerto Rico in the wake of Hurricane Maria (summer 2017)...was named as one of three winners (Tina Charles, Boris Diaw) of the 2018 Mannie Jackson Human Spirit Award, which is an award presented annually by the Naismith Memorial Basketball Hall of Fame, to those with the highest level of dedication to making a positive impact in the lives of others...was also a recipient of the 2017-18 J. Walter Kennedy Citizenship Award, which is administered by the *Professional Basketball Writers Association (PBWA)* and is presented annually to a player, coach or athletic trainer who shows outstanding service and dedication to the community...set up a relief fund for people to donate and borrowed the Mavericks' team plane from owner Mark Cuban to deliver food and supplies to those affected by the tragedy...his foundation, the JJ Barea Foundation, helps communities in Puerto Rico develop facilities for youth sports...the foundation has also been extremely active in contributing to the rebuild in Puerto Rico...served as the head coach of Puerto Rico's Indios de Mayaguez during the summer of 2017...chosen as the flag bearer for the Puerto Rican delegation at the 2010 Central American and Caribbean Games in hometown of Mayaguez...has participated in the NBA's Basketball Without Borders camp, the league's global development and community outreach program...on Twitter @jjbareapqr.



REGULAR SEASON STATISTICS

YEAR	TEAM	GP	GS	MIN	AVG	FG	FGA	PCT	3FG	3FGA	PCT	FT	FTA	PCT	REBOUNDS			AVG	AST	PF	STL	TO	BLK	PTS	AVG
															OFF	DEF	TOT								
2006-07	DAL	33	1	191	5.8	28	78	.359	6	21	.286	16	24	.667	7	18	25	0.8	24	19	1	14	1	78	2.4
2007-08	DAL	44	9	463	10.5	71	170	.418	21	54	.389	28	35	.800	4	43	47	1.1	58	48	14	35	1	191	4.3
2008-09	DAL	79	15	1601	20.3	246	657	.442	55	154	.357	70	93	.753	36	141	177	2.2	269	121	37	105	5	617	7.8
2009-10	DAL	78	18	1546	19.8	232	527	.440	56	157	.357	76	90	.844	17	129	146	1.9	258	119	35	102	6	596	7.6
2010-11	DAL	81	2	1657	20.5	285	649	.439	66	189	.349	133	157	.847	29	130	159	2.0	317	136	30	136	1	769	9.5
2011-12	MIN	41	11	1032	25.2	167	418	.400	53	143	.371	76	98	.776	14	100	114	2.8	232	61	21	103	0	463	11.3
2012-13	MIN	74	2	1713	23.1	316	758	.417	97	280	.346	105	134	.784	34	173	207	2.8	294	131	32	145	0	834	11.3
2013-14	MIN	79	1	1471	18.6	254	656	.387	73	231	.316	79	100	.790	16	138	154	1.9	303	129	26	125	0	660	8.4
2014-15	DAL	77	10	1362	17.7	225	536	.420	54	167	.323	76	94	.809	23	111	134	1.7	263	104	33	70	1	580	7.5
2015-16	DAL	74	16	1667	22.5	317	711	.446	100	260	.385	74	96	.771	26	126	152	2.1	302	110	26	113	2	808	10.9
2016-17	DAL	35	6	771	22.0	142	343	.414	53	148	.358	44	51	.863	9	75	84	2.4	193	30	14	63	1	381	10.9
2017-18	DAL	69	11	1603	23.2	303	690	.439	115	313	.367	80	102	.784	15	186	201	2.9	434	83	35	143	3	801	11.6
TOTAL		764	102	15077	19.7	2586	6093	.424	749	2117	.354	857	1074	.798	230	1370	1600	2.1	2947	1091	304	1154	21	6778	8.9

PLAYOFF STATISTICS

YEAR	TEAM	GP	GS	MIN	AVG	FG	FGA	PCT	3FG	3FGA	PCT	FT	FTA	PCT	REBOUNDS			AVG	AST	PF	STL	TO	BLK	PTS	AVG
															OFF	DEF	TOT								
2006-07	DAL	2	0	4	2.0	0	0	---	0	0	---	0	2	.000	0	0	0	0.0	0	0	0	0	0	0	0.0
2007-08	DAL	1	0	5	5.0	3	4	.750	2	2	1.000	0	0	---	0	0	0	0.0	1	1	0	0	0	8	8.0
2008-09	DAL	10	4	221	22.1	31	71	.437	5	16	.313	9	13	.692	3	17	20	2.0	34	13	3	6	0	76	7.6
2009-10	DAL	6	0	105	17.5	15	37	.405	4	10	.400	1	3	.333	4	8	12	2.0	15	13	2	10	1	35	5.8
2010-11	DAL	21	3	390	18.6	72	172	.419	16	50	.320	27	34	.794	8	31	39	1.9	71	28	6	23	0	187	8.9
2014-15	DAL	5	2	154	30.8	25	57	.439	4	16	.250	5	6	.833	5	19	24	4.8	37	17	4	14	0	59	11.8
2015-16	DAL	4	2	100	25.0	11	34	.324	1	8	.125	2	2	1.000	0	6	6	1.5	20	8	0	11	0	25	6.3
TOTAL		49	11	979	20.0	157	375	.419	32	102	.314	44	60	.733	20	81	101	2.1	178	80	15	64	1	390	8.0



#40 | HARRISON BARNES

PROFILE

POSITION FORWARD

BORN 05/30/1992

HEIGHT/WEIGHT 6'8" | 225 LBS

YEARS PRO 6 YEARS

FROM NORTH CAROLINA/USA

CAREER HIGHS

REGULAR SEASON

PTS	34	VS. MILWAUKEE	11/6/16
FGM	13	4 TIMES	
FGA	26	2 TIMES	
3FGM	7	VS. PHILADELPHIA	10/28/17
3FGA	12	VS. PHILADELPHIA	10/28/17
FTM	13	VS. PHOENIX	3/11/17
FTA	14	VS. PHOENIX	3/11/17
OR	6	VS. ATLANTA	3/1/16
DR	12	AT L.A. CLIPPERS	12/25/14
REB	13	3 TIMES	
AST	6	2 TIMES	
BLK	2	7 TIMES	
STL	4	2 TIMES	
MIN	49	VS. MEMPHIS	11/20/13

PLAYOFFS

PTS	26	VS. SAN ANTONIO	5/12/13
FGM	10	2 TIMES	
FGA	26	VS. SAN ANTONIO	5/12/13
3FGM	5	AT DENVER	4/30/13
3FGA	10	AT DENVER	4/30/13
FTM	7	VS. SAN ANTONIO	5/12/13
FTA	7	VS. SAN ANTONIO	5/12/13
OR	6	VS. CLEVELAND	6/14/15
DR	9	2 TIMES	
REB	12	2 TIMES	
AST	4	2 TIMES	
BLK	2	2 TIMES	
STL	2	8 TIMES	
MIN	53	AT SAN ANTONIO	5/6/13

2017-18

PTS	31	2 TIMES	
FGM	11	3 TIMES	
FGA	25	AT PHILADELPHIA	4/8/18
3FGM	7	VS. PHILADELPHIA	10/28/17
3FGA	12	VS. PHILADELPHIA	10/28/17
FTM	10	2 TIMES	
FTA	11	VS. MEMPHIS	3/10/18
OR	5	AT GOLDEN STATE	12/14/17
DR	11	2 TIMES	
REB	13	AT OKLAHOMA CITY	11/12/17
AST	6	2 TIMES	
BLK	1	14 TIMES	
STL	3	2 TIMES	
MIN	43	AT PHILADELPHIA	4/8/18





CAREER TRANSACTIONS

Selected by Golden State in the first round (seventh overall pick) of the 2012 NBA Draft...signed by Dallas (7/9/16).

PROFESSIONAL CAPSULE

Holds career averages of 13.1 points, 4.9 rebounds, 1.5 assists and 30.4 minutes in 463 games (402 starts) with Golden State and Dallas...has shot 45.1% (2,294-5,084 FGs) from the field, 36.7% (484-1,319 3FGs) from 3-point range and 78.9% (985-1,249 FTs) from the FT line...has led Dallas in points, rebounds, minutes, field goals made, FTs made and starts in each of his first 2 seasons with the team (2016-18)...started all 82 regular-season games for the 2014-15 NBA champion Golden State Warriors...in 2015-16, helped the Warriors win an NBA-record 73 regular-season games and reach the NBA Finals for the second straight year...won a gold medal playing for Team USA at the 2016 Olympic Games in Rio de Janeiro...increased his scoring average in each of his first five NBA seasons (9.2 ppg in 2012-13, 9.5 ppg in 2013-14, 10.1 ppg in 2014-15, 11.7 ppg in 2015-16, 19.2 ppg in 2016-17), and narrowly missed doing it in each of his first six (18.9 ppg in 2017-18)...NBA All-Rookie First Team (2013).

SEASON HIGHLIGHTS

2017-18: In 2nd season with DAL (6th overall), averaged team-high 18.9 points, career-high (team-high) 6.1 rebounds, career-high 2.0 assists and team-high 34.2 minutes in 77 games (all starts)...his 77 starts were tied for the most on the team (Dirk Nowitzki also started all 77 of his games in 2017-18)...shot 44.5% (537-1,208 FGs) from the field, 35.7% (119-333 3FGs) from 3-point range and 82.7% (259-313 FTs) from the FT line...led DAL in points, rebounds, minutes, field goals made, FTs made and starts for the 2nd straight season...made a career-high 119 3-pointers (previous high: 87 in 2014-15 with GS)...among NBA leaders, ranked 27th in scoring (18.9 ppg), 17th in minutes (34.2 mpg) and 38th in FT% (.827, 259-of-313)...career-high (team-high) 8 double-doubles (all point/rebound)...6 20-point/10-rebound games...4 games with 30+ points (only Maverick to score 30 in a game in 2017-18)...14 games with 25+ points...33 games with 20+ points...61 games with 15+ points...73 games with 10+ points...career-high (team-high) 10 games with 10+ rebounds...32 games with 7+ rebounds...had 4 games with 5+ 3-pointers in 2017-18, after he had only 2 such games in his first 5 seasons combined (2012-17)...led DAL in scoring a team-high 39 times and in rebounding a team-high 25 times (including ties)...game-high 24 points (8-18 FGs, 2-3 3FGs, 6-9 FTs), including 16 in 4th quarter, to go with 4 rebounds in 39 minutes vs. SAC (10/20/17)...Barnes' 16-point 4th quarter vs. SAC (10/20/17) was the 2nd-highest-scoring quarter of his career (he had a 17-point 4th quarter vs. HOU 2/9/16 as a member of the Golden State Warriors)...1st double-double of season with team highs of 22 points (9-20 FGs, 1-4 3FGs, 3-3 FTs) and 11 rebounds in 37 minutes at MEM (10/26/17)...game-high 25 points (9-17 FGs, 7-12 3FGs), including 10 in 2nd quarter and 9 in the 4th, to go with 4 rebounds in 38 minutes vs. PHI (10/28/17)...he connected on a career-high 7 3-pointers (7-12 3FGs) vs. PHI (10/28/17)...team-high 26 points (9-17 FGs, 1-4 3FGs, 7-10 FTs), including 13 in 2nd quarter, to go with 6 rebounds, 3 assists, 1 steal and 1 block in 39 minutes vs. NO (11/3/17)...season-high (game-high) 31 points (11-18 FGs, 2-2 3FGs, 7-8 FTs) to go with 9 rebounds, 1 steal and 1 block in 39 minutes at WAS (11/7/17)...2nd double-double with team highs of 23 points (9-19 FGs, 2-5 3FGs, 3-4 FTs) and 12 rebounds in 39 minutes vs. CLE (11/11/17)...in 400th career game, 3rd double-double (2nd straight) with team-high 22 points (9-14 FGs, 2-4 3FGs, 2-2 FTs), including 11 in 3rd quarter, to go with career-high-tying (team-high) 13 rebounds in 35 minutes at OKC (11/12/17)...he recorded back-to-back double-doubles for just the 2nd time in his career on 11/11/17 and 11/12/17 (also: 12/2/14 and 12/4/14, with GS)...season-high-tying (team-high) 31 points (10-21 FGs, 1-5 3FGs, 10-10 FTs), including 12 in 3rd quarter, to go with 6 rebounds, 2 assists and 1 block in 41 minutes vs. BOS (11/20/17)...game-high 22 points (9-19 FGs, 1-3 3FGs, 3-5 FTs), including game-winning 3-pointer at the buzzer, to go with team-high 9 rebounds in 35 minutes in 95-94 win at MEM (11/22/17)...it marked his 4th career game-winning field goal in the final 5 seconds of the 4th quarter or OT (2nd with the Mavericks)...4th double-double with 12 points (5-12 FGs, 2-2 FTs), game-high-tying 12 rebounds, 3 assists and 1 steal in 33 minutes vs. OKC (11/25/17)...reached 5,000 career points with a FT (the 1st of 2 attempts) at the 33.9-second mark of the 4th quarter at SA (11/27/17)...5th double-double with team-high 22 points (9-18 FGs, 1-2 3FGs, 3-3 FTs), including 10 in 1st quarter, to go with team-high 10 rebounds and 3 assists in 36 minutes vs. DEN (12/4/17)...game-high 26 points (11-21 FGs, 3-6 3FGs, 1-1 FTs) to go with 3 assists, 1 steal and 1 block in 35 minutes vs. PHO (12/18/17)...game-high 25 points (8-15 FGs, 3-5 3FGs, 6-6 FTs) to go with team-high 7 rebounds, 2 assists and 1 steal in 31 minutes vs. DET (12/20/17)...20 points (8-15 FGs, 1-3 3FGs, 3-3 FTs) in 32 minutes at MIA (12/22/17)...team-high 22 points (10-21 FGs, 2-4 FTs) to go with 4 rebounds and 3 assists in 35 minutes at ATL (12/23/17)...he scored 20+ points in a season-high 4 consecutive games from 12/18-12/23/17 (26 vs. PHO 12/18/17, 25 vs. DET 12/20/17, 20 at MIA 12/22/17, 22 at ATL 12/23/17)...6th double-double with 16 points (6-13 FGs, 1-2 3FGs, 3-4 FTs), including 11 in 1st quarter, to go with team-high 10 rebounds (4 OR) and 2 assists in 36 minutes vs. TOR (12/26/17)...team-high 24 points (10-15 FGs, 4-6 3FGs), including 10 in 1st quarter, to go with 4 rebounds and 2 assists in 34 minutes at OKC (12/31/17)...23 points (10-21 FGs, 1-6 3FGs, 2-2 FTs), including 10 in 1st quarter, to go with team-high 7 rebounds (3 OR), 4 assists and 1 steal in 35 minutes vs. CHI (1/5/18)...team-high 25 points (10-22 FGs, 3-5 3FGs, 2-2 FTs), including 10 in 4th quarter, to go with team-high-tying 7 rebounds and 3 assists in 36 minutes vs. NY (1/7/18)...7th double-double with team-high 25 points (9-13 FGs, 3-5 3FGs, 4-4 FTs), including 13 in 4th quarter, to go with team-high 11 rebounds, 2 assists and 1 block in 35 minutes at CHA (1/10/18)...8th double-double with team-high 20 points (9-16 FGs, 1-4 3FGs, 1-1 FTs), including 10 in 2nd quarter, to go with game-high-tying 10 rebounds, 1 steal and 1 block in 31 minutes vs. WAS (1/22/18)...team highs of 21 points (6-15 FGs, 2-4 3FGs, 7-7 FTs) and 7 rebounds to go with 3 assists, 1 steal and 1 block in 34 minutes vs. POR (1/26/18)...team-high 22 points (9-19 FGs, 2-5 3FGs, 2-4 FTs), including 12 in 1st quarter, to go with 6 rebounds in 35 minutes at DEN (1/27/18)...team-high 20 points (8-18 FGs, 1-5 3FGs, 3-4 FTs) in 34 minutes vs. MIA (1/29/18)...team-high 21 points (7-17 FGs, 1-6 3FGs, 6-7 FTs) in 32 minutes vs. IND (2/26/18)...team-high 26 points (9-16 FGs, 3-4 3FGs, 5-5 FTs) to go with 5 rebounds, 5 assists and 2 steals in 39 minutes vs. OKC (2/28/18)...game-high 26 points (9-19 FGs, 1-3 3FGs, 7-7 FTs), including 11 in 1st quarter, to go with 7 rebounds and 2 assists in 34 minutes at CHI (3/2/18)...game-high 25 points (7-13 FGs, 1-3 3FGs, 10-11 FTs), including 10 in 2nd quarter and 11 in the 3rd, to go with 7 rebounds in 31 minutes vs. MEM (3/10/18)...game-high 30 points (10-19 FGs, 1-3 3FGs, 9-9 FTs), including 10 in 1st quarter (and 6+ points in all 4 quarters), to go with 4 rebounds and 4 assists in 34 minutes at NY (3/13/18)...team-high 27 points (11-20 FGs, 1-3 3FGs, 4-5 FTs), including 11 in 3rd quarter, to go with 5 rebounds and 3 assists in 40 minutes at TOR (3/16/18)...21 points (8-18 FGs, 5-6 3FGs), including 10 in 1st quarter, to go with 4 rebounds, 2 assists and 1 steal in 33 minutes vs. UTA (3/22/18)...game-high 20 points (6-12 FGs, 3-7 3FGs, 5-6 FTs), including 10 in 2nd quarter, to go with 6 rebounds and 1 block in 34 minutes at SAC (3/27/18)...game-high 30 points (10-19 FGs, 5-10 3FGs, 5-5 FTs), including 10 in 1st quarter and 14 in the 3rd, to go with 3 rebounds and 5 assists in 36 minutes at CLE (4/1/18)...21 points (9-25 FGs, 2-9 3FGs, 1-3 FTs), 3 rebounds and 2 assists in season-high 43 minutes at PHI (4/8/18)...missed 2 games due to a left ankle sprain (at LAC 2/5/18-at GS 2/8/18)...rested for 3 games (at BKN 3/17/18, at ORL 4/4/18, vs. PHO 4/10/18). **2016-17:** Averaged career-high (team-high) 19.2 points, 5.0 rebounds, 1.5 assists and career-high 35.5 minutes in 79 games (79 starts) with DAL...shot 46.8% (599-1,280 FGs) from the field, 35.1% (78-222 3FGs) from 3-point range and career-high 86.1% (242-281 FTs) from the FT line...played the 7th-most minutes in the NBA (2,804)...also ranked 12th in the league in minutes per game (35.5 mpg), 33rd in scoring average



(19.2 ppg) and 22nd in FT% (.861)...led the team in points (1,518), points per game (19.2), field goals made (599), FTs made (242), rebounds (394), minutes (2,804) and starts (79)...led DAL (or tied for the team-high) in scoring 37 times in 2016-17, after he led GS in scoring only 6 times in his 307 games with the Warriors...1 double-double (point/rebound)...7 games with 30+ points...16 games with 25+ points...posted 37 20-point efforts in 2016-17, after he had 19 20-point games in his previous 4 seasons combined with GS...55 games with 17+ points...62 games with 15+ points...scored in double figures 73 times, including in each of his first 43 games with the Mavericks...his streak of 43 straight games with 10+ points to begin the year (10/26/16-1/20/17) marked the longest double-figure scoring streak by any player to begin his tenure with the Mavericks (Geoff Huston, who scored 10+ points in each of first 26 games with DAL from 10/11-12/2/80, held the previous franchise record)...prior to his 43-game run to begin the 2016-17 campaign, Barnes' longest career double-figure scoring streak was 10 in 2015-16...17 games with 10+ made field goals...1 game with 10+ rebounds...11 games with 8+ rebounds...23 games with 7+ rebounds...in Mavericks debut, 19 points (8-14 FGs, 3-6 3FGs), including game-tying 3-pointer with 2.3 seconds left to force OT, to go with team-high 9 rebounds (3 OR) in 35 minutes at IND (10/26/16)...in 2nd game with the Mavericks (1st home game with DAL), posted a then career-high (game-high) 31 points (13-23 FGs, 2-4 3FGs, 3-3 FTs), including 12 in 1st quarter and 11 in 3rd quarter, to go with 5 rebounds in 39 minutes vs. HOU (10/28/16)...the 31 points topped his previous high-scoring game of 30 (30 at DEN 4/16/14, which he produced as a member of the Warriors)...he totaled 50 points through his first 2 games of the 2016-17 season (prior to 2016-17, the most he scored in his first 2 games of a season was 24 in 2014-15)...Barnes joined Cedric Ceballos (61 points in 1999-00) and Monta Ellis (52 in 2013-14) as the only Mavericks besides Dirk Nowitzki to score a combined 50 points in the first 2 games of a season since 1999-00...in 5th game with the Mavericks (2nd home game with DAL), posted his lone double-double (13th career) with 17 points (8-17 FGs, 1-4 3FGs) and season-high (game-high-tying) 10 rebounds in 35 minutes vs. POR (11/4/16)...in 6th game with the Mavericks (3rd home game with DAL), career-high (game-high) 34 points (13-26 FGs, 2-5 3FGs, 6-7 FTs), including 14 in 2nd quarter, to go with 8 rebounds, 2 assists and 2 steals in season-high 48 minutes vs. MIL (11/6/16)...he made a game-tying basket with 13.0 seconds left in regulation vs. MIL (11/6/16) to knot the game at 74 and force OT (DAL won, 86-75, in OT)...game-high 31 points (11-18 FGs, 1-3 3FGs, 8-9 FTs), including 11 in 3rd quarter, to go with 2 rebounds and 2 assists in 40 minutes at LAL (11/8/16)...Barnes, who scored 34 points vs. MIL (11/6/16) and 31 at LAL (11/8/16), became the 3rd Maverick to post consecutive 30-point games since the start of the 2008-09 season (Dirk Nowitzki, O.J. Mayo)...Barnes tallied 30+ points 3 times in DAL's first 7 games of the 2016-17 season (31 vs. HOU 10/28/16, 34 vs. MIL 11/6/16, 31 at LAL 11/8/16), after he scored 30 just once in 307 games with GS (30 at DEN 4/16/14)...he also made 10+ field goals 3 times in the Mavericks' first 7 games of the year, after he had 3 such games in his first 4 seasons combined with the Warriors...in return to Oakland, team-high 25 points (8-20 FGs, 1-3 3FGs, 8-8 FTs) to go with 8 rebounds in 34 minutes at GS (11/9/16)...he scored 25+ points in 3 straight games (34 vs. MIL 11/6/16, 31 at LAL 11/8/16, 25 at GS 11/9/16)...prior to November 2016, Barnes had never had consecutive 25+ point games (he scored 25+ points just 3 times in his career prior to 2016-17)...team-high 20 points (8-17 FGs, 4-6 FTs), including 16 in 1st half, to go with 3 rebounds, 1 steal and 1 block in 35 minutes at NY (11/14/16)...team-high 28 points (12-24 FGs, 4-5 FTs), including 20 in 2nd half (12 in 4th quarter), to go with 2 rebounds and 2 steals in 41 minutes at BOS (11/16/16)...he dropped 20+ points in 5 straight games from 11/6-11/16/16, after he failed to score 20+ points in more than 2 consecutive games in each of his previous 4 seasons with GS...20 points (9-18 FGs, 2-4 FTs), including 10 in 1st quarter, to go with team-high 9 rebounds and 1 block in 42 minutes at SA (11/21/16)...he scored 20+ points 7 times in his first 13 games in 2016-17, after he scored 20+ points 6 times during the entire 2015-16 season (in 66 games)...game-high-tying 22 points (10-19 FGs, 2-4 3FGs), including 17 in 1st half, to go with 4 rebounds, 2 assists and 1 steal in 30 minutes vs. LAC (11/23/16)...team-high 23 points (9-24 FGs, 1-4 3FGs, 4-4 FTs), including 11 in 4th quarter, to go with 7 rebounds, 4 assists and 2 steals in 41 minutes vs. NO (11/27/16)...22 points (9-21 FGs, 2-5 3FGs, 2-2 FTs), including 17 in 1st half, to go with 5 rebounds (3 OR) and 1 steal in 37 minutes vs. CHI (12/3/16)...game-high 29 points (10-21 FGs, 2-4 3FGs, 7-7 FTs), including 11 in 3rd quarter, to go with 7 rebounds (4 OR), 2 assists and 1 steal in 38 minutes vs. CHA (12/5/16)...25 points (10-17 FGs, 3-3 3FGs, 2-4 FTs), including 11 in 3rd quarter, to go with 7 rebounds and 2 assists in 36 minutes vs. IND (12/9/16)...20 points (7-13 FGs, 1-1 3FGs, 5-5 FTs), 4 rebounds and 1 steal in 32 minutes at HOU (12/10/16)...21 points (10-22 FGs, 1-3 3FGs), 3 rebounds, 3 assists and 2 steals in 37 minutes at UTA (12/16/16)...team-high 28 points (10-22 FGs, 8-8 FTs), including 12 in 3rd quarter, to go with 7 rebounds in 36 minutes at POR (12/21/16)...team-high 24 points (11-19 FGs, 2-3 FTs), including game-winning shot with 3.7 seconds left, to go with 6 rebounds, 1 steal and 1 block in 38 minutes in DAL's 90-88 win at LAC (12/23/16)...his game-winning shot at LAC (12/23/16) was his 3rd career game-winning field goal in the final 5 seconds of the 4th quarter or OT (his previous 2 both came with the Warriors - 4/2/15 vs. PHO and 1/30/16 at PHI)...team-high 21 points (7-16 FGs, 1-3 3FGs, 6-6 FTs) to go with 3 rebounds in 32 minutes vs. HOU (12/27/16)...team-high 25 points (11-18 FGs, 3-7 3FGs), including 11 in 3rd quarter, to go with 3 rebounds, 2 steals and 1 block in 28 minutes at GS (12/30/16)...team-high 26 points (8-18 FGs, 2-4 3FGs, 8-9 FTs) to go with 7 rebounds, season-high 5 assists and 1 block in 35 minutes vs. WAS (1/3/17)...team-high 21 points (9-15 FGs, 2-4 3FGs, 1-2 FTs), including 10 in 2nd quarter, to go with 4 rebounds and 2 steals in 30 minutes vs. ATL (1/7/17)...he scored 20+ points 20 times in his first 37 games with the Mavericks (10/26/16-1/7/17), after he had 19 20-point efforts in his previous 307 games with GS...team-high 30 points (13-23 FGs, 4-5 3FGs), including 9 in 1st quarter and 10 in the 3rd, to go with 2 rebounds in 34 minutes at MIN (1/9/17)...22 points (10-17 FGs, 1-4 3FGs, 1-2 FTs), 4 rebounds, season-high-tying 5 assists, 2 steals and 1 block in 36 minutes against PHO in Mexico City (1/12/17)...he surpassed 10,000 career minutes in the game against the Suns in Mexico City (1/12/17)...team-high 20 points (8-17 FGs, 2-3 3FGs, 2-2 FTs) to go with 4 rebounds in 38 minutes at CHI (1/17/17)...team-high 23 points (8-15 FGs, 7-7 FTs) to go with 5 rebounds and 2 steals in 37 minutes vs. NY (1/25/17)...team-high 31 points (13-26 FGs, 2-2 3FGs, 3-3 FTs), including 7 in each of the first 3 quarters and 10 in the 4th, to go with 2 rebounds, 2 assists and 1 steal in 39 minutes at OKC (1/26/17)...he eclipsed 4,000 career points with a step-back jumper at the 6:30 mark of the 1st quarter at OKC (1/26/17) (the basket gave him 5 points for the game and 4,001 for his career)...game-high 24 points (9-16 FGs, 6-7 FTs) to go with game-high-tying 9 rebounds (3 OR), 3 assists and 1 steal in 37 minutes vs. CLE (1/30/17)...team-high 26 points (10-19 FGs, 1-3 3FGs, 5-8 FTs) to go with 5 rebounds and 2 steals in 38 minutes vs. POR (2/7/17)...team-high 31 points (12-20 FGs, 2-3 3FGs, 5-7 FTs), including 23 after halftime (8 in OT), to go with 4 rebounds in 43 minutes in DAL's 112-105 come-from-behind OT win vs. UTA (2/9/17)...he helped the Mavericks erase a 21-point 3rd-quarter deficit against the Jazz by scoring 23 of his team-high 31 points after intermission...20 points (9-17 FGs, 1-4 3FGs, 1-2 FTs), 6 rebounds and 2 steals in 37 minutes at MIN (2/24/17)...24 points (9-18 FGs, 6-6 FTs) and 4 rebounds in 36 minutes vs. MIA (2/27/17)...game-high 25 points (9-19 FGs, 3-4 3FGs, 4-4 FTs), including 10 in 2nd quarter, to go with 4 rebounds, 4 assists and 2 steals in 38 minutes at ATL (3/1/17)...21 points (7-15 FGs, 2-3 3FGs, 5-5 FTs) and 6 rebounds in 37 minutes vs. BKN (3/10/17)...team-high-tying 23 points (5-16 FGs, career highs 13-14 FTs) to go with 7 rebounds in 36 minutes vs. PHO (3/11/17)...team-high 22 points (10-16 FGs, 1-2 3FGs, 1-2 FTs), including 13 in 3rd quarter, to go with 9 rebounds and 2 assists in 40 minutes at WAS (3/15/17)...21 points (9-18 FGs, 1-2 3FGs, 2-2 FTs), including 10 in 3rd quarter, to go with 2 rebounds and 2 steals in 38 minutes vs. LAC (3/23/17)...game-high 23 points (8-17 FGs, 7-7 FTs), including 11 in 2nd quarter, to go with 7 rebounds, 2 assists and 2 steals in 37 minutes vs. TOR (3/25/17)...game-high-tying 31 points (9-13 FGs, 3-5 3FGs, 10-10 FTs), including 25 in 2nd half (15 in 4th quarter), to go with 2 rebounds and 1 steal in 39 minutes at MIL



(4/2/17)...rested for the final 3 games (at PHO 4/9/17-at MEM 4/12/17). **2015-16:** Averaged 11.7 points, 4.9 rebounds, 1.8 assists and 30.9 minutes in 66 games (59 starts) with GS...shot 46.6% (295-633 FGs) from the field, 38.3% (82-214 3FGs) from 3-point range and 76.1% (102-134 FTs) from the FT line...helped the Warriors win an NBA-record 73 regular-season games (73-9) in 2015-16, topping the previous best single-season mark (72-10) set by the 1995-96 Chicago Bulls...1 double-double...6 games with 20+ points...42 games with 10+ points...17 points (5-8 FGs, 2-3 3FGs, 5-5 FTs), 9 rebounds, 3 assists and 1 block in 36 minutes vs. LAC (11/4/15)...season-high 21 points (8-13 FGs, 2-4 3FGs, 3-3 FTs) to go with 5 rebounds in 31 minutes vs. DEN (11/6/15)...19 points (7-11 FGs, 1-1 3FGs, 4-5 FTs), 4 rebounds, 3 assists, 3 steals and 1 block in 32 minutes at MEM (11/11/15)...in 200th career start, season-high-tying 21 points (9-15 FGs, 3-5 3FGs) to go with 7 rebounds in 35 minutes at LAC (11/19/15)...20 points (7-13 FGs, 3-6 3FGs, 3-4 FTs) and 9 rebounds in 32 minutes vs. CHI (11/20/15)...he posted back-to-back 20-point games for the 2nd time in his career (11/19/15 and 11/20/15)...19 points (8-13 FGs, 3-5 3FGs) in 33 minutes at CHI (1/20/16)...hit 1,000th career field goal vs. DAL (1/27/16)...buried game-winning 3-pointer with 0.2 seconds left at PHI (1/30/16), marking his 2nd career game-winning shot with 2 seconds or less remaining...19 points (8-14 FGs, 3-6 3FGs) in 36 minutes vs. OKC (2/6/16)...19 points (8-12 FGs, 2-4 3FGs, 1-1 FTs), including 17 in 4th quarter (highest career scoring quarter), to go with 7 rebounds and 2 assists in 32 minutes vs. HOU (2/9/16)...20 points (7-13 FGs, 2-3 3FGs, 4-5 FTs), 5 rebounds, 2 assists, 1 steal and 1 block in 36 minutes at DAL (3/18/16)...appeared in his 300th career regular-season game at UTA (3/30/16) and recorded his 1st double-double of the season with 15 points and a season-high-tying 11 rebounds in a season-high 42 minutes...20 points (8-11 FGs, 4-5 3FGs) and 5 rebounds in 35 minutes vs. MIN (4/5/16)...season-high-tying 21 points (8-13 FGs, 3-7 3FGs, 2-2 FTs) to go with 8 rebounds in 33 minutes vs. SA (4/7/16)...he posted consecutive 20-point games (20 vs. MIN 4/5/16, 21 vs. SA 4/7/16) for the 3rd time in his career...left the game at PHO (11/27/15) in the 3rd quarter with a sprained left ankle...missed 16 games due to the injury (11/28/15-1/2/16).

2014-15: Over a career-high 82 games (all starts) with GS, averaged 10.1 points, career-high 5.5 rebounds and 1.4 assists in 28.3 minutes...shot career-high 48.2% (316-656 FGs) from the field, career-high 40.5% (87-215 3FGs) from 3-point range and 72.0% (108-150 FTs) from the FT line...was the only Warrior to appear in all 82 games (and 1 of 11 players in the NBA to do so during the 2014-15 campaign)...posted a 50-7 (.877) record as a starter along with Andrew Bogut, Stephen Curry, Draymond Green and Klay Thompson, comprising the team's best 5-man unit (min. 20 games) since the NBA began tracking starters in 1970-71 and the 2nd-best starting 5 (min. 40 games) in NBA history, behind only the 1995-96 Chicago Bulls...6 double-doubles...5 games with 20+ points...46 games with 10+ points...22 points (9-12 FGs, 1-3 3FGs, 3-4 FTs) and 8 rebounds in 39 minutes vs. SA (11/11/14)...1st double-double with 14 points (4-11 FGs, 6-6 FTs), 11 rebounds and 2 blocks in 40 minutes vs. UTA (11/21/14)...2nd double-double with 14 points (5-9 FGs, 1-1 3FGs, 3-5 FTs) and 12 rebounds in 33 minutes vs. ORL (12/2/14)...3rd double-double (2nd straight) with 17 points (7-12 FGs, 3-4 FTs) and 10 rebounds (5 OR) in 40 minutes vs. NO (12/4/14)...20 points (7-9 FGs, 3-4 3FGs, 3-3 FTs), 6 rebounds, 2 assists and 2 steals in 39 minutes vs. HOU (12/10/14)...4th double-double with 12 points (5-13 FGs, 2-5 FTs), career-high-tying 13 rebounds, 3 assists and 2 steals in 38 minutes at LAC (12/25/14)...23 points (8-14 FGs, 5-5 3FGs, 2-4 FTs), including career-high-tying 5 3-pointers (5-5 3FGs), to go with 7 rebounds in 36 minutes vs. OKC (1/5/15)...he became the first Warrior to hit at least 5 3s without a miss since Anthony Morrow on 3/8/10...became the 75th player in Warriors history to reach the 2,000-point threshold for his career at PHI (2/9/15)...dished out his 300th career assist vs. DAL (3/6/15)...season-high 25 points (11-13 FGs, 2-3 3FGs, 1-2 FTs), including season-high 11 made field goals, in 28 minutes vs. ATL (3/18/15)...22 points (9-13 FGs, 1-1 3FGs, 3-3 FTs) in 20 minutes vs. NO (3/20/15), recording back-to-back 20-point games in the regular season for the 1st time in his career...hit the game-winning shot with 0.4 seconds remaining vs. PHO (4/2/15), his 1st career game-winner with 2 seconds or less remaining...5th double-double with 13 points (5-11 FGs, 3-4 FTs), 10 rebounds and season-high 4 steals in 28 minutes at DAL (4/4/15)...6th double-double with 13 points (5-12 FGs, 1-4 3FGs, 2-3 FTs), 12 rebounds (5 OR), 2 assists and 2 blocks in 29 minutes vs. MIN (4/11/15). **2013-14:** Averaged 9.5 points, 4.0 rebounds, 1.5 assists and 28.3 minutes in 78 games (24 starts) with GS...in 24 starts, averaged 12.2 points, 4.7 rebounds and 2.1 assists in 36.4 minutes...missed the season's first 4 games with left toe inflammation (10/30-11/4/13) before playing in all 78 remaining games...participated in the Rising Stars Challenge at NBA All-Star Weekend, joining Stephen Curry and Jason Richardson as the only Warriors to play in the game as both a rookie and sophomore...finished with 16 points in 23 minutes in the game...participated in the Sprite Slam Dunk contest, becoming the first Warrior to compete in the event since Jason Richardson in 2004 and just the 3rd Warrior ever in the Slam Dunk (Otis Smith)...1 double-double...1 game with 30+ points...5 games with 20+ points...35 games with 10+ points...made his season debut at MIN (11/6/13), scoring 14 points in only 14 minutes in his 1st career game coming off the bench...logged a career-high 49 minutes vs. MEM (11/20/13) and finished with 16 points, 8 rebounds and 5 assists...20 points (9-13 FGs, 2-3 3FGs), 4 rebounds and 3 assists in 44 minutes at LAL (11/22/13)...26 points (10-15 FGs, 1-2 3FGs, 5-6 FTs) and 4 assists in 42 minutes at OKC (11/29/13)...1st double-double of season with 20 points (9-16 FGs, 2-5 3FGs), season-high 12 rebounds and 4 assists in 38 minutes vs. HOU (12/13/13), his 2nd career 20-point/10-rebound game...23 points (9-15 FGs, 2-3 3FGs, 3-4 FTs) and 6 rebounds in 36 minutes at PHO (2/8/14)...scored a season-high 30 points (11-21 FGs, 3-5 3FGs, 5-12 FTs) in the regular-season finale at DEN (4/16/14), playing in all 48 minutes of a contest for the 1st time in his career...hit a season-high 11 field goals (11-21 FGs) in the game. **2012-13:** Appeared in 81 games (all starts) for GS as a rookie, averaging 9.2 points, 4.1 rebounds and 1.2 assists in 25.8 minutes while earning First Team All-Rookie honors...shot 43.9% (276-628 FGs) from the field, 35.9% (52-145 3FGs) from 3-point range and 75.8% (144-190 FTs) from the FT line...among rookies, ranked 5th in scoring, 10th in rebounding, 10th in FG% and 7th in FGM...his 81 starts were the 2nd-most among rookies, behind only POR's Damian Lillard (82)...was selected as a starter for Team SHAQ in the BBVA Rising Stars Challenge at NBA All-Star Weekend, tallying 12 points in 19 minutes...4 double-doubles...3 games with 20+ points...36 games with 10+ points...made NBA debut at PHO (10/31/12), totaling 6 points and 3 rebounds while becoming the youngest Warrior (20 years, 154 days) to start a season opener since Joe Smith (20 years, 100 days) on 11/3/95 at HOU...1st career double-double with 19 points (6-11 FGs, 1-2 3FGs, 6-8 FTs) and career-high 13 rebounds in 40 minutes vs. ATL (11/14/12)...it marked the first time a Warriors rookie recorded those figures since Anthony Randolph went for 24 points and 16 rebounds on 4/13/09 vs. SA and the first time a Warriors rookie had 13 rebounds since Chris Hunter grabbed 13 on 3/6/10 at CHA...2nd double-double with 20 points (8-16 FGs, 4-6 3FGs) and 12 rebounds in 40 minutes at DAL (11/19/12), the first 20/10 game by a Warriors rookie since Stephen Curry notched a triple-double (36 points, 13 assists, 10 rebounds) on 2/10/10 vs. LAC...3rd double-double with 10 points (4-7 FGs, 2-4 FTs), 11 rebounds and 2 assists in 39 minutes vs. MIN (11/24/12)...season-high 21 points (8-11 FGs, 5-6 3FGs) to go with 6 rebounds in 29 minutes at DEN (1/13/13)...season-high-tying 21 points (9-11 FGs, 3-4 FTs) to go with 8 rebounds in 32 minutes vs. PHO (2/2/13)...4th double-double with 15 points (6-11 FGs, 1-1 3FGs, 2-2 FTs) and 10 rebounds in 26 minutes vs. MIN (4/9/13)...missed 1 game with a sore left knee (at CLE 1/29/13).

PLAYOFF CAPSULE

Holds averages of 10.7 points, 5.1 rebounds, 1.3 assists and 31.9 minutes in 64 career playoff games (56 starts). **2016:** In 24 games (23 starts) for the 2016 Western Conference champion Warriors, averaged 9.0 points, 4.7 rebounds and 1.3 assists in 31.0 minutes...11 games with 10+ points...



playoff-high 18 points (7-11 FGs, 2-5 3FGs, 2-3 FTs) to go with 8 rebounds and 3 assists in 33 minutes in Game 3 of the NBA Finals at CLE (6/8/16). **2015:** In 21 postseason games (all starts) for the 2015 NBA champion Golden State Warriors, averaged 10.6 points, 5.2 rebounds and 1.5 assists in 32.4 minutes...shot 44.0% (88-200 FGs) from the field, 35.5% (22-62 3FGs) from 3-point range and 73.5% (25-34 FTs) from the FT line...1 game with 20+ points...14 games with 10+ points...hit his 30th career postseason 3-pointer at NO (4/23/15), passing Jason Richardson for 3rd on the Warriors all-time playoffs 3-point field goals made list (behind only teammates Stephen Curry and Klay Thompson)...scored in double figures in 7 straight games (5/3-5/19/15), tying a playoff career-best streak...playoff-high 24 points vs. HOU (5/27/15), the 5th 20-point game of his playoff career. **2014:** Appeared in all 7 first round games vs. LAC, averaging 7.9 points, 4.0 rebounds and 1.1 assists in 22.3 minutes...2 games with 10+ points...playoff-high 15 points (6-7 FGs, 2-3 3FGs, 1-2 FTs) to go with 4 assists in Game 4 vs. LAC (4/27/14). **2013:** Appeared in 12 playoff games (all starts), leading all rookies with 16.1 points and 6.4 rebounds to go with 1.3 assists in 38.4 minutes...became the first rookie to average at least 16 points and 6 rebounds in the playoffs (min. 10 games) since David Robinson in 1990...scored 20+ points 4 times in the playoffs after doing so just 3 times during the regular season...had back-to-back 25-point games vs. SA on 5/12/13 and 5/14/13, becoming the first Warriors rookie since Tom Meschery in 1962 to post consecutive games of 25+ points in the postseason, and the first player under the age of 21 ever to do so in the NBA...scored a playoff career-high 26 points to go with 10 rebounds vs. SA (5/12/13), giving him his first career 25/10 game...he became the first Warriors rookie with a 25-point, 10-rebound game in the playoffs since Billy Owens on 4/23/92 at SEA (25 points, 11 rebounds), and the first to do so in the second round or later since Mitch Richmond on 5/9/89 at PHO (25 points, 13 rebounds).

INTERNATIONAL CAPSULE

SUMMER 2018: Played for Team World at the NBA Africa Game 2018 in Pretoria, South Africa, and posted a double-double with 14 points and 11 rebounds...named to 35-man roster for the 2018-20 USA Men's National Team...attended the team's minicamp held in Las Vegas in July 2018. **SUMMER 2016:** Won a gold medal representing Team USA at the 2016 Olympic Games in Rio de Janeiro...averaged 4.2 points, 1.8 rebounds and 7.8 minutes in 4 games. **SUMMER 2015:** Played for USA Blue Team in 2015 Showcase and recorded 21 points, 10 rebounds, 2 assists and 2 steals in 29 minutes. **SUMMER 2014:** Was 1 of 13 players named to the 2014 USA Men's Select Team that practiced with the U.S. national team during its training camp in Las Vegas prior to the 2014 FIBA World Cup. **SUMMER 2013:** Was 1 of 27 players invited to participate in the 2013 U.S. men's national team mini-camp in Las Vegas...played for USA Blue Team in 2013 Showcase and recorded 18 points, 3 rebounds, 1 block and 3 steals in 17 minutes. **SUMMER 2010:** Member of the 2010 USA Junior National Select Team that defeated the 2010 World Select Team 101-97 in the Nike Hoop Summit...recorded a team-high 27 points, 7 rebounds, 1 assist, 1 block and 2 steals in 29 minutes. **SUMMER 2009:** Was a member of the 2009 USA Junior National Team...had a 46-point, 14-rebound performance against Serbia.

COLLEGE CAPSULE

Appeared in 75 games (73 starts) over two seasons with North Carolina, averaging 16.3 points, 5.5 rebounds and 1.3 assists in 29.3 minutes while shooting 43.0% from the field and 34.9% from 3-point range...helped North Carolina to consecutive Elite Eight appearances in 2011 and 2012. **2011-12:** As a sophomore, averaged a team-high 17.1 points (3rd in ACC), 5.2 rebounds, 1.1 assists, 1.1 steals and 29.2 minutes in 38 games (37 starts), earning First Team All-ACC honors...also earned Second Team All-America accolades from NABC and Third Team from *The Sporting News*...named to the All-ACC Tournament Second Team, scoring 23 points in the ACC championship game vs. Florida State (3/11/12). **2010-11:** As a freshman, averaged 15.6 points (tops among ACC freshmen), 5.8 rebounds, 1.4 assists and 29.4 minutes in 37 games (36 starts), earning ACC Rookie of the Year honors and a spot on the All-ACC Second Team...also earned Freshman All-America honors by USBWA and FoxSports.com and was a USBWA All-District pick...garnered First Team All-ACC Tournament honors with averages of 24.7 points and 5.0 rebounds...tied a conference record for most points in an ACC game by a freshman with 40 points (12-17 FGs, 6-8 3FGs, 10-11 FTs) in the ACC semifinals vs. Clemson (3/12/11), including 14 of UNC's 19 OT points...earned NCAA East Regional All-Tournament accolades, helping UNC to the Elite Eight with averages of 21.0 points and 8.3 rebounds in 4 games...earned ACC Rookie of the Week honors 3 times.

PERSONAL CAPSULE

Mother is Shirley Barnes...has one sister, Jourdan-Ashle...him and his wife Brittany, got married in the summer of 2017...full name is Harrison Bryce Jordan Barnes...was given the middle name "Jordan" after Michael Jordan, whom Barnes' mother was a big fan of...won numerous accolades as a prep at Ames High School (Ames, Iowa), including *The Sporting News*' 2009 National High School Athlete of the Year, USA Today's 2010 National Player of the Year and the Morgan Wootten Award as the 2010 National Player of the Year (award also considers character, leadership and student-athlete values)...was a high school teammate of former Maverick Doug McDermott...along with McDermott, led Ames to back-to-back undefeated state championships, winning 53 consecutive games (26-0 in 2009 and 27-0 in 2010)...named MVP of the McDonald's All-Star Game, Nike Hoop Summit and Jordan Brand Classic...named First Team Parade and USA Today All-American...as a senior, averaged 27.1 points, 10.4 rebounds, 4.0 assists and 4.0 steals while shooting 43.1% from 3-point range...broke Iowa's state scoring record previously held by Fred Hoiberg (1,787 points)...Ames went 89-9 in his four years, going undefeated at home in each of the last three and winning four straight conference championships...named two-time Iowa Gatorade Player of the Year, two-time First Team All-State and Iowa's Mr. Basketball...is close with his high school coach Vance Downs...also competed in track & field (high jump and long jump)...played saxophone and sang in the school choir...in June 2017, teamed up with former Dallas Police Chief David Brown to host a youth basketball camp and leadership discussion in South Dallas...in May 2017, traveled to Alicante, Spain, for NBA Zone (a free, three-day interactive fan event presented by BBVA)...over July 4th Weekend in 2015, brought the Larry O'Brien Championship Trophy home to Ames, Iowa, where he served as the Grand Marshal of the Ames July 4th Parade...July 13 was declared "Harrison Barnes Day" in Ames, Iowa, by the mayor, who handed Barnes a key to the city...in the summer of 2014, opened a PO Box so fans could send him items that he would autograph and send back...also served a week-long externship at Facebook, meeting, working with and shadowing Facebook employees, while offering a professional athletes' perspective to the company's development team...has hosted Holidays With Harrison events during the holidays, surprising youth essay contest winners with all-expenses paid shopping sprees at the adidas store in San Francisco...is a big supporter of the Boys & Girls Clubs of America and has served as a board member for the Boys & Girls Club of Oakland...served as an honorary coach for the NBA Cares Special Olympics Unified Sports Basketball Game at NBA All-Star 2013...enjoys watching international soccer and traveled to Brazil during the 2014 FIFA World Cup...is a fan of FC Barcelona and brought the Larry O'Brien Championship Trophy to a practice when the team made a stop in the Bay Area before attending a match between Barcelona and Manchester United at Levi's Stadium in the summer of 2015...is on Twitter @HBarnes.



REGULAR SEASON STATISTICS

YEAR	TEAM	GP	GS	MIN	AVG	FG	FGA	PCT	3FG	3FGA	PCT	FT	FTA	PCT	REBOUNDS		TOT	AVG	AST	PF	STL	TO	BLK	PTS	AVG
															OFF	DEF									
2012-13	GS	81	81	2058	25.4	276	628	.439	52	145	.359	144	190	.758	53	280	333	4.1	98	140	52	101	14	748	9.2
2013-14	GS	78	24	2204	28.3	271	679	.399	66	190	.347	130	181	.718	66	245	311	4.0	116	158	65	84	20	738	9.5
2014-15	GS	82	82	2318	28.3	316	656	.482	87	215	.405	108	150	.720	117	336	453	5.5	116	146	61	71	19	827	10.1
2015-16	GS	66	59	2042	30.9	295	633	.466	82	214	.383	102	134	.761	77	248	325	4.9	117	136	41	57	10	774	11.7
2016-17	DAL	79	79	2804	35.5	599	1280	.468	78	222	.351	242	281	.861	93	301	394	5.0	116	128	65	102	15	1518	19.2
2017-18	DAL	77	77	2635	34.2	537	1208	.445	119	333	.357	259	313	.827	77	391	468	6.1	152	94	49	118	14	1452	18.9
TOTAL		463	402	14061	30.4	2294	5084	.451	484	1319	.367	985	1249	.789	483	1801	2284	4.9	715	802	333	533	92	6057	13.1

PLAYOFF STATISTICS

YEAR	TEAM	GP	GS	MIN	AVG	FG	FGA	PCT	3FG	3FGA	PCT	FT	FTA	PCT	REBOUNDS		TOT	AVG	AST	PF	STL	TO	BLK	PTS	AVG
															OFF	DEF									
2012-13	GS	12	12	461	38.4	72	162	.444	19	52	.365	30	35	.857	18	59	77	6.4	15	33	7	16	5	193	16.1
2013-14	GS	7	0	156	22.3	19	48	.396	8	21	.381	9	16	.563	7	21	28	4.0	8	13	1	5	3	55	7.9
2014-15	GS	21	21	681	32.4	88	200	.440	22	62	.355	25	34	.735	45	65	110	5.2	32	45	17	22	11	223	10.6
2015-16	GS	24	23	743	31.0	82	213	.385	26	76	.342	26	34	.765	27	85	112	4.7	30	46	17	18	4	216	9.0
TOTAL		64	56	2041	31.9	261	623	.419	75	211	.355	90	119	.756	97	230	327	5.1	85	137	42	61	23	687	10.7



#45 | RYAN BROEKHOFF

PROFILE

POSITION GUARD/FORWARD

BORN 08/23/1990

HEIGHT/WEIGHT 6'7" | 215 LBS

YEARS PRO ROOKIE

FROM VALPARAISO/AUSTRALIA





CAREER TRANSACTIONS

Went undrafted in the 2013 NBA Draft...played in Turkey (2013-15)...played in Russia (2015-18)...signed by Dallas (8/6/18).

INTERNATIONAL CAPSULE

2017-18: Played in 16 EuroCup games with Lokomotiv Kuban...named All-EuroCup First Team after averaging 12.3 points, 5.5 rebounds, 1.3 assists and 26.6 minutes per contest...shot 54.9% from the field and 50.6% from behind-the-arc. **2016-17:** Played in 18 EuroCup games with Lokomotiv Kuban in Russia...averaged 5.9 points, 4.8 rebounds and 1.1 assists in 21.1 minutes per contest. **SUMMER 2016:** A member of the Australian national team and played for the Boomers at the 2016 Olympic Games in Rio de Janeiro...averaged 7.6 points, 2.9 rebounds, 2.0 assists and 18.3 minutes in 8 games to help the Boomers finish in fourth place at the Rio Games. **2015-16:** Signed to play in Russia for Lokomotiv Kuban and played in 31 EuroLeague games...averaged 8.5 points, 3.4 rebounds, 1.6 assists and 25.3 minutes. **SUMMER 2015:** Competed in 2 games in the FIBA Oceania Championship to help Australia secure the gold medal...averaged 2.5 points and 6.5 rebounds in 26.1 minutes per contest. **2014-15:** Played in 16 games with Besiktas Integral Forex in Turkey...increased all of his averages in his second season with Besiktas...averaged 10.9 points, 5.4 rebounds and 1.2 assists in 29.8 minutes per contest. **SUMMER 2014:** Played for the Boomers at the FIBA World Championship...averaged 7.7 points, 2.5 rebounds, 1.0 assist and 19.4 minutes in 6 contests. **2013-14:** Played in 15 games with Besiktas Integral Forex in Turkey...averaged 6.3 points, 3.2 rebounds and 1.1 assists in 22.5 minutes per contest. **SUMMER 2013:** Competed in 2 games in the FIBA Oceania Championship to help Australia secure the gold medal.

COLLEGE CAPSULE

2012-13: Started all 33 games for the Crusaders during his senior campaign...averaged 19.5 points, 9.0 rebounds, 2.8 assists, 1.3 steals and 1.0 block in 32.2 minutes per game...shot 41.7% from behind-the-arc to lead the Horizon League...named First Team All-Horizon League...scored a career-high 30 points in a win over Bethune-Cookman (11/11/12)...recorded 25 points, 6 rebounds and 4 assists against Green Bay in the opening round of the Horizon League Tournament. **2011-12:** Named Horizon League Player of the Year and received Honorable Mention All-American accolades from the *Associated Press* after leading team with 14.9 points and 8.5 rebounds per game...started all 34 games for the Crusaders...paced Horizon League in rebounding...reached double figures in points in all but 5 games...tallied 6 20-point performances...posted 12 double-doubles (points and rebounds)...started junior campaign with 18 points and 9 rebounds at Arizona (11/7/11)...earned 1st double-double of the season with 22 points and 13 rebounds against Georgia Southern (11/11/11)...scored a season-high 21 points and grabbed 13 rebounds in win against Duquesne in the 2K Sports Classic Benefiting Coaches vs. Cancer (11/20/11)...MVP of the Valparaiso Subregional of the 2K Sports Classic 7 points and 11 rebounds in loss to No. 3 Ohio State (11/25/11)...totaled 24 points, including 6 3-pointers at Cleveland State (2/9/12)...contributed a double-double (19 points, 16 rebounds) against Butler in the semifinals of the Horizon League Championships (3/3/12)...named to the Horizon League Academic Honor Roll. **2010-11:** Appeared in all 35 games as a sophomore, starting 34 times...3rd on the team in scoring with 10.3 ppg; led squad with 5.2 rpg...led Horizon League, hitting at a 44.8% clip from 3-point range...led the Crusaders with 39 blocked shots on the year; ranked 6th in the HL with 1.1 blocks per game...also ranked among the league's top-10 in 3-pointers made/game (1.8, 7th) and assist/turnover ratio (1.54, 8th)...scored 18 points (7-11 FGs) in opener against IU Northwest (11/12/10)...led all players with a season-high 23 points at Ohio (11/23/10)...knocked down 3 triples, the last of which gave Valpo a 6-point lead with 30 seconds to play, in win against Cleveland State (1/9/11)...went 5-of-6 from behind the arc for 15 points against Green Bay (1/23/11)...picked up 1st career double-double at Cleveland State (2/3/11), going for 15 points and 11 rebounds...filled up the stat sheet in win over Detroit (2/10/11), posting 17 points, 5 rebounds, 5 assists, 5 steals and 3 blocks. **2009-10:** Played in all 32 games as a freshman for the Crusaders, starting 6 times...averaged 6.4 points and 4.0 rebounds on the year...scored in double figures 7 times and pulled down double-digit rebounds twice...scored season-high 20 points in just 18 minutes of play at Loyola (1/23/10)...connected on 6-of-8 attempts from 3-point range in the win over the Ramblers...scored 18 points, including 4 treys, and grabbed 9 rebounds against UIC (2/8/10).

PERSONAL CAPSULE

A native of Melbourne, Australia...the son of Jo Toebelman and Kevin Toebelman (step-father) and Wilm Broekhoff (father)...attended the prestigious Australian Institute of Sport...alums from the AIS program include Andrew Bogut, Luc Longley, Patty Mills and A.J. Ogilvy...named Australian Junior Male Player of the Year on July 10, 2008...on Twitter @RBroekhoff45.



#13 | JALEN BRUNSON

PROFILE

POSITION GUARD

BORN 08/31/1996

HEIGHT/WEIGHT 6'3" | 190 LBS

YEARS PRO ROOKIE

FROM VILLANOVA/USA





CAREER TRANSACTIONS

Selected by Dallas in the second round (33rd overall pick) of the 2018 NBA Draft.

PROFESSIONAL CAPSULE

Summer 2018: Started all 5 games for DAL at MGM Resorts Summer League 2018 (Las Vegas), averaging 6.8 points, 2.8 rebounds, 4.4 assists and 1.2 steals in 20.2 minutes.

COLLEGE CAPSULE

Started 115 of his 116 career games at Villanova, averaging 14.4 points, 2.5 rebounds and 3.7 assists in 28.9 minutes...shot 51.0% (579-1,135 FGs) from the field, 39.3% (177-450 3FGs) from 3-point range and 82.0% (332-405 FTs) from the FT line...2-time NCAA champion (2016, 2018)... Consensus National Player of the Year (2018)...Consensus First Team All-American (2018)...Bob Cousy Award winner (2018)...Big East Player of the Year (2018)...2-time First Team All-BIG EAST (2017, 2018). **2017-18:** As a junior, averaged 18.9 points, 3.1 rebounds, 4.6 assists and 31.8 minutes in 40 games (all starts) en route to being named the Consensus National Player of the Year and helping lead the Wildcats to the 2018 NCAA National championship...winner of the Bob Cousy Award, given to the nation's top point guard...Consensus First Team All-American...BIG EAST Player of the Year...NCAA East Region Most Outstanding Player...NCAA Final Four All-tournament Team...Philadelphia Big Five Player of the Year... Second Team CoSIDA Academic All-American...BIG EAST Scholar-Athlete of the Year...Philadelphia Big Five Scholar Athlete of the Year...shot 52.1% (270-518 FGs) from the field, 40.8% (86-211 3FGs) from 3-point range and 80.2% (130-162 FTs) from the FT line...was the only player from a Power 6 conference to shoot at least 52% from the floor, 40% from deep and 80% from the line...led the BIG EAST in games played (40), points (756) and field goals made (270)...ranked 2nd in the league in minutes played (1,272), 2nd in FG% (.521), 2nd in assists (184), 3rd in FT% (.876), 5th in FTs made (130), 7th in points per game (18.9), 7th in assists per game (4.6) and 9th in 3-pointers made (86)...4 games with 30+ points (scored a career-high 31 points 4 times)...14 games with 20+ points...39 games with 10+ points...22 points (9-11 FGs, 4-6 3FGs), 4 rebounds, 6 assists and 4 steals in 25 minutes vs. Lafayette (11/17/17)...moved past the 1,000-point plateau with a 25-point effort in a Thanksgiving Day win over Tennessee (11/23/17)...career-high 31 points (11-16 FGs, 6-10 3FGs, 3-4 FTs) to go with 6 rebounds and 5 assists in 38 minutes at Temple (12/13/17)... career-high-tying 31 points (12-21 FGs, 4-11 3FGs, 3-5 FTs) to go with 3 rebounds and 5 assists in 33 minutes at Butler (12/30/17)...27 points (8-15 FGs, 2-4 3FGs, 9-11 FTs) and season-high 8 assists in 33 minutes vs. Marquette (1/6/18)...23 points (9-16 FGs, 5-11 3FGs) and 4 assists in 29 minutes at UConn (1/20/18)...career-high-tying 31 points (10-21 FGs, 1-4 3FGs, 10-11 FTs) to go with 5 rebounds at Marquette (1/28/18)...21 points (6-12 FGs, 2-5 3FGs, 7-9 FTs) and 6 assists in 36 minutes vs. Seton Hall (2/4/18)...28 points (8-21 FGs, 2-11 3FGs, 10-11 FTs), including 14 in the final 3 minutes, vs. St. John's (2/7/18)...27 points (10-18 FGs, 1-5 3FGs, 6-7 FTs) in 36 minutes vs. Butler (2/10/18)...22 points (8-20 FGs, 1-5 3FGs, 5-6 FTs), 5 rebounds and 5 assists in 37 minutes at Creighton (2/24/18)...21 points (8-13 FGs, 3-6 3FGs, 2-3 FTs) in 29 minutes in conference tournament vs. Marquette (3/8/18)...career-high-tying 31 points (12-23 FGs, 4-9 3FGs, 3-5 FTs) to go with 6 rebounds and 4 assists in 76-66 OT win over Providence in the BIG EAST title game (3/10/18)...27 points (8-15 FGs, 3-6 3FGs, 8-9 FTs) and 4 assists in 90-78 NCAA Sweet Sixteen win over West Virginia (3/23/18)...18 points (7-14 FGs, 3-8 3FGs, 1-3 FTs) and 6 assists in 95-79 NCAA Tournament semifinal win over Kansas at the Alamodome (3/31/18). **2016-17:** As a sophomore, averaged 14.7 points, 2.6 rebounds, 4.1 assists and 31.1 minutes in 36 games (all starts)...shot 54.1% (183-338 FGs) from the field, 37.8% (42-111 3FGs) from 3-point range and 87.6% (120-137 FTs) from the FT line... named as a unanimous first team All-BIG EAST selection and was 1 of 5 finalists for the Bob Cousy Award, honoring the nation's top point guard...also earned first team status from the Philadelphia Big Five and was also named Scholar Athlete of the Year by the City Series (3.54 grade point average as a Communication major)...ranked 2nd in the BIG EAST in assists per game (4.1), 3rd in FG% (.541), 3rd in FT% (.876), 3rd in total assists (148) and 9th in total points (928)...46 games with 20+ points...31 games with 10+ points...17 points (6-9 FGs, 4-7 3FGs, 1-2 FTs), career-high 7 rebounds and 2 assists in 22 minutes in season-opening win vs. Lafayette (11/11/16)...26 points (10-17 FGs, 2-3 3FGs, 4-4 FTs) in 34 minutes vs. La Salle (12/6/16)...season-high 27 points (10-14 FGs, 5-7 3FGs, 2-2 FTs) to go with 4 rebounds and 5 assists in 35 minutes at Creighton (12/31/16)... named BIG EAST Player of the Week (1/2/17) after leading the Wildcats past No. 10 Creighton with a then career-high 27 points...team-high 23 points (9-16 FGs, 1-4 3FGs, 4-4 FTs) in 37 minutes at Butler (1/4/17)...19 points (7-13 FGs, 5-5 FTs), 4 rebounds, 4 assists and season-high 3 steals in 35 minutes at Marquette (1/24/17)...21 points (8-13 FGs, 5-5 FTs), including game's final 7 points, in 66-57 victory at Providence (2/1/17)...17 points (6-14 FGs, 5-5 FTs), 4 rebounds and 7 assists in 36 minutes at Xavier (2/11/17)...in return to Illinois, 18 points (4-8 FGs, 2-3 3FGs, 8-9 FTs), 4 rebounds, 4 assists and season-high-tying 3 steals in 35 minutes at DePaul (2/13/17)...1st career double-double with 22 points (7-7 FGs, 2-2 3FGs, 6-7 FTs), 4 rebounds and career-high 10 assists in 32 minutes at Seton Hall (2/18/17)...team-high 24 points (9-13 FGs, 1-4 3FGs, 5-6 FTs) to go with 4 rebounds and 2 assists in 37 minutes vs. Butler (2/22/17)...17 points (4-10 FGs, 1-3 3FGs, 8-8 FTs), 4 rebounds and 2 assists in 26 minutes at Georgetown (3/4/17)...17 points (5-7 FGs, 3-4 3FGs, 4-5 FTs) and 5 assists in 34 minutes in the Wildcats' 74-60 BIG EAST title game victory over Creighton (3/11/17)...named to the BIG EAST Conference All-Tournament unit. **2015-16:** As a freshman, averaged 9.6 points, 1.8 rebounds and 2.5 assists in 24.0 minutes for the 2016 NCAA National champion Villanova Wildcats...started 39 of the Wildcats' 40 games, coming off the bench vs. Xavier (12/31/15) after dealing with a virus...was a unanimous choice to the BIG EAST All-Freshman squad and was also tabbed Philadelphia Big Five Rookie of the Year...2 games with 20+ points...15 games with 10+ points...in collegiate debut, 12 points (4-6 FGs, 2-4 3FGs, 2-4 FTs) and 4 assists in 23 minutes vs. Fairleigh Dickinson (11/13/15)...named MVP of the NIT Season Tipoff...led the Wildcats with 18 points (5-14 FGs, 3-8 3FGs, 5-5 FTs) in a semifinal win over Stanford (11/26/15) and then delivered 13 points (5-8 FGs, 3-4 FTs) in the championship game win over Georgia Tech (11/27/15)...22 points (6-10 FGs, 1-2 3FGs, 9-10 FTs) and 5 assists in 30 minutes vs. Penn (12/28/15)...15 points (6-8 FGs, 2-3 3FGs, 1-3 FTs), all in 2nd half, in 30 minutes at Creighton (1/2/16)...named BIG EAST Rookie of the Week (1/4/16)...16 points (6-9 FGs, 4-6 3FGs) and 4 assists in 27 minutes vs. Creighton (2/3/16)...season-high 25 points (9-11 FGs, 4-5 FTs) in win at Temple (2/17/16) that wrapped up the Philadelphia Big Five title for Villanova...12 points (5-10 FGs, 2-3 3FGs), 3 rebounds and 4 assists in NCAA Tournament win over Iowa (3/20/16).

INTERNATIONAL CAPSULE

USA Basketball Male Athlete of the Year (2015)...FIBA U19 World Cup MVP (2015). **SUMMER 2015:** Named the MVP of the 2015 U19 World Championship (Greece) after helping lead Team USA to the gold medal...averaged 14.0 points, 3.3 rebounds, 5.6 assists and 2.1 steals over the course of the tournament...scored 30 points to help the Americans hold off Greece in the semifinals...played a pivotal role in a 79-71 OT victory over Croatia in the gold medal contest, scoring all 14 of his points in the 2nd half and OT...also represented the USA at the 2015 Nike Hoop Summit in Portland, Ore. **SUMMER 2014:** Represented the USA at the U18 FIBAS Americas event.



PERSONAL CAPSULE

Born Aug. 31, 1996 in New Brunswick, N.J....father, Rick, and mother, Sandra, were basketball and volleyball stars at Temple, respectively...Rick played nine seasons in the NBA...has a younger sister, Erica...attended Stevenson High School in Lincolnshire, Ill....a two-time Illinois Gatorade Player of the Year (2014, 2015) and also was Illinois' Mr. Basketball as a senior in 2015...selected as a McDonald's All-American and to the Jordan Brand national game following his senior year...also named first team All-Illinois by the *Associated Press*, the third time he was so honored...averaged 23.3 points, 5.3 assists, 4.7 rebounds and 2.6 steals as a senior...led Stevenson to the 2015 Illinois High School Association (IHSA) Class 4A state championship.



CONTENT

THE ORGANIZATION

PLAYERS

THE NBA

HISTORY

RECORDS

PLAYOFFS

MEDIA

REVIEW

#77 | LUKA DONČIĆ

PROFILE


POSITION GUARD/FORWARD

BORN 02/28/1999

HEIGHT/WEIGHT 6'7" | 218 LBS

YEARS PRO ROOKIE

FROM REAL MADRID/SLOVENIA





CAREER TRANSACTIONS

Selected by Atlanta in the first round (third overall pick) of the 2018 NBA Draft...draft rights traded to Dallas in exchange for the draft rights to the fifth overall pick Trae Young and a protected 2019 first round draft pick.

INTERNATIONAL CAPSULE

EuroLeague champion (2018)...EuroLeague MVP (2018)...EuroLeague Final Four MVP (2018)...All-EuroLeague First Team (2018)...2-time EuroLeague Rising Star (2017, 2018)...3-time Liga ACB champion (2015, 2016, 2018)...Liga ACB MVP (2018)...All-Liga ACB First Team (2018)...2-time Spanish ACB Best Young Player (2017, 2018)...3-time ACB All-Young Players Team (2016, 2017, 2018)...2-time Spanish King's Cup winner (2016, 2017)...FIBA Intercontinental Cup champion (2015)...EB Next Generation Tournament champion (2015)...EB Next Generation Tournament MVP (2015). **2017-18:** Became youngest-ever EuroLeague and EuroLeague Final Four MVP as he helped lead Real Madrid to the 2018 EuroLeague title...also became the youngest player ever to be named All-EuroLeague First Team...repeated as the winner of the EuroLeague Rising Star award, joining Nikola Mirotić and Bogdan Bogdanović as the only repeat winners...in 33 EuroLeague games, averaged 16.0 points, 4.3 rebounds and 3.9 assists in 25.9 minutes...tabbed EuroLeague Player of the Round 4 times, tying the most of any player in 2017-18...named EuroLeague MVP of the Month for October 2017 (24.0 ppg, 6.8 rpg, 3.8 apg)...at age 18, he became the youngest monthly MVP in EuroLeague history...recorded a career-high 33 points in Real Madrid's EuroLeague game against Olympiacos (12/8/17)...saw action in 28 Spanish ACB regular-season games for Real Madrid, averaging 12.8 points, 5.7 rebounds and 5.0 assists in 24.0 minutes...earned Liga ACB MVP honors after leading Real Madrid to their 3rd ACB championship in 4 years...also named to 2018 All-Liga ACB First Team and repeated as the ACB Best Young Player Award winner... named Spanish Liga ACB Player of the Month for December 2017, making him the youngest player (18 years, 10 months) to win the award...hit game-winning 3-pointer at the buzzer in an 82-79 win over Crvena zvezda Belgrade (3/30/18)...recorded 1st triple-double in the Liga ACB with 17 points, 10 rebounds and 10 assists in just 22 minutes of action vs. Real Betis (3/9/18), becoming the youngest player ever to record a triple-double in the league. **SUMMER 2017:** Helped lead the Slovenian national team to a gold-medal finish at EuroBasket 2017...named to the competition's All-Tournament Team, joining teammate Goran Dragić, who was voted MVP...ranked 4th at FIBA EuroBasket 2017 in rebounding (8.1 rpg)...had 27 points and 9 rebounds in the quarterfinals against Latvia and a near triple-double with 11 points, 12 rebounds and 8 assists in the semifinals against Spain. **2016-17:** In 35 EuroLeague games for Real Madrid, averaged 7.8 points, 4.5 rebounds and 4.2 assists while shooting 50.5% from the field, 37.1% from 3-point range and 84.4% from the FT line...in 42 Spanish ACB games for Real Madrid, averaged 7.5 points, 4.4 rebounds and 3.0 assists while shooting 56.3% from the field...named Liga ACB Player of the Week for the 1st time after posting 23 points and 11 rebounds in Real Madrid's win over Montakit Fuenlabrada...won his 1st EuroLeague MVP of the Round award, after producing 16 points, 6 rebounds and 5 assists in a win over Brose Bamberg...won 3 more EuroLeague MVP of the Round awards en route to being named a 2017 EuroLeague Rising Star. **2015-16:** In 11 EuroLeague games for Real Madrid, averaged 3.8 points, 2.5 rebounds and 2.2 assists...in 39 Spanish ACB games for Real Madrid, averaged 4.5 points, 2.6 rebounds and 1.7 assists...at 16 years, 61 days, became the youngest player to debut with Real Madrid in the Liga ACB (4/30/15)... also became the 3rd-youngest player to compete in the Liga ACB, behind Ricky Rubio (14 years and 11 months) and Angel Rebolo (15 years and 3 months). **2014-15:** Spent the majority of the season with Real Madrid's U18 and reserve team...with the reserve team, averaged 13.5 points, 5.9 rebounds, 3.1 assists and 1.1 steals in 24 games while helping the club win Group B of the Liga EBA, the amateur 4th Division of Spanish basketball... earned All-league honorable mention from the website, Eurobasket.com...in January 2015, won the U18 Ciutat de L'Hospitalet Tournament and was selected to the All-Tournament Team, despite being 2 years younger than the rest of the team...at the event, he posted a double-double with 13 points, 13 rebounds, 4 assists, and 4 steals against the youth team of his former club Union Olimpija (1/6/15)...in May 2015, he also won the U18 Next Generation Tournament, for which he was selected MVP after helping defeat defending champions Crvena zvezda Belgrade in the final. **SUMMER 2014:** Competed for Slovenia's U16 national team. **2013-14:** Played for Real Madrid's U16 team. **2012-13:** In September 2012, signed with Real Madrid (Spain) at age 13...in February 2013, led Real Madrid to a Minicopa Endesa win, averaging 24.5 points, 13 rebounds, 4 assists and 6 steals per game...in the final game of the tournament, posted 25 points, 16 rebounds and 5 steals to defeat FC Barcelona and take home MVP honors...in March 2013, was named MVP of the U16 Spain Championship, scoring 25 points in the title game against Gran Canaria's youth team.

PERSONAL CAPSULE

Born Feb. 28, 1999 in Ljubljana, Slovenia...father, Sasha Dončić, was a pro in Slovenia and teammate of Miami Heat guard Goran Dragić on Olimpija...godfather, Radoslav Nesterović, played 12 seasons in the NBA and won a title with the San Antonio Spurs in 2005...began his basketball career with the youth teams of Olimpija at age 8...signed a five-year contract with Real Madrid at age 13...was a teammate of Mavericks center Salah Mejiri on Real Madrid...will become the 11th player in NBA history to wear No. 77...name is pronounced "LOO-kuh DON-chitch."



#10 | DORIAN FINNEY-SMITH

PROFILE

POSITION FORWARD

BORN 05/04/1993

HEIGHT/WEIGHT 6'8" | 220 LBS

YEARS PRO 2 YEARS

FROM FLORIDA/USA

CAREER HIGHS

REGULAR SEASON

PTS	17	VS. SACRAMENTO	12/18/16
FGM	6	2 TIMES	
FGA	17	VS. PHOENIX	4/10/18
3FGM	3	5 TIMES	
3FGA	7	2 TIMES	
FTM	4	3 TIMES	
FTA	4	8 TIMES	
OR	7	AT PHOENIX	4/9/17
DR	8	VS. DENVER	12/12/16
REB	11	AT PHOENIX	4/9/17
AST	5	AT MEMPHIS	4/12/17
BLK	2	4 TIMES	
STL	4	AT OKLAHOMA CITY	1/26/17
MIN	41	2 TIMES	

PLAYOFFS

PTS	N/A
FGM	N/A
FGA	N/A
3FGM	N/A
3FGA	N/A
FTM	N/A
FTA	N/A
OR	N/A
DR	N/A
REB	N/A
AST	N/A
BLK	N/A
STL	N/A
MIN	N/A

2017-18

PTS	15	AT DETROIT	4/6/18
FGM	6	2 TIMES	
FGA	17	VS. PHOENIX	4/10/18
3FGM	3	2 TIMES	
3FGA	7	VS. PHOENIX	4/10/18
FTM	2	3 TIMES	
FTA	2	7 TIMES	
OR	3	3 TIMES	
DR	7	AT DETROIT	4/6/18
REB	10	AT DETROIT	4/6/18
AST	4	2 TIMES	
BLK	1	4 TIMES	
STL	2	2 TIMES	
MIN	41	VS. PHOENIX	4/10/18





CAREER TRANSACTIONS

Went undrafted in the 2016 NBA Draft...signed by Dallas (7/8/16).

PROFESSIONAL CAPSULE

Holds career averages of 4.6 points, 2.9 rebounds and 20.5 minutes in 102 games (48 starts) with Dallas...played in a team-high 81 games (35 starts) in 2016-17, the most ever by a Mavericks undrafted rookie in any one season.

SEASON HIGHLIGHTS

2017-18: Appeared in 21 games (13 starts), averaging 5.9 points, 3.6 rebounds and 1.2 assists in 21.3 minutes...1 double-double (point/rebound)...1 game with 15+ points...scored in double figures 5 times (including in each of DAL's final 4 games)...1 game with 10+ rebounds...3 games with 7+ rebounds...14 points (5-6 FGs, 3-4 3FGs, 1-2 FTs), 2 rebounds and 1 assist in 21 minutes vs. SAC (10/20/17)...in return from left quadriceps tendinitis (that caused him to miss the previous 51 games), 7 points (2-5 FGs, 1-3 3FGs, 2-2 FTs), 3 rebounds, 1 steal and 1 block in 18 minutes vs. MEM (3/10/18)...6 points (2-4 FGs, 2-3 3FGs), 5 rebounds, 2 assists and 1 block in 23 minutes vs. UTA (3/22/18)...7 points (2-5 FGs, 1-4 3FGs, 2-2 FTs), 2 rebounds, 2 assists and 2 steals in 21 minutes at LAL (3/28/18)...14 points (5-15 FGs, 2-6 3FGs, 2-2 FTs), 6 rebounds (3 OR) and 2 assists in 35 minutes at ORL (4/4/18)...in 100th career game, 1st career double-double with season highs of 15 points (6-12 FGs, 3-6 3FGs), 10 rebounds (3 OR) and 4 assists in 37 minutes at DET (4/6/18)...10 points (4-8 FGs, 2-4 3FGs), 3 rebounds and 1 steal in 26 minutes at PHI (4/8/18)...14 points (6-17 FGs, 1-7 3FGs, 1-2 FTs), 7 rebounds, season-high-tying 4 assists and 1 steal in career-high-tying 41 minutes vs. PHO (4/10/18)...recorded 2 DNP-CDs...missed a total of 55 games due to left quadriceps tendinitis (at UTA 10/30/17-at MIN 11/4/17; vs. SA 11/14/17-vs. DEN 3/6/18)...missed 4 games for return from injury management (vs. HOU 3/11/18, at BKN 3/17/18, at SAC 3/27/18, vs. POR 4/3/18). **2016-17:** Appeared in a team-high 81 games (35 starts), the most ever by a Mavericks undrafted rookie in any 1 season (previous most: 74 by Walter Bond in 1992-93)...averaged 4.3 points and 2.7 rebounds in 20.3 minutes...shot 75.4% (46-61 FTs) from the FT line...in his 35 starts, averaged 5.6 points, 4.0 rebounds and 1.2 assists in 25.9 minutes...1 game with 15+ points...5 games with 12+ points (5-0 record)...8 games with 10+ points (6-2 record)...15 games with 8+ points...20 games with 7+ points...1 game with 10+ rebounds...5 games with 7+ rebounds (4-1 record)...3 games with at least 7 points and 7 boards (3-0 record)...12 games with 2+ steals...made NBA debut in season opener at IND (10/26/16) and grabbed 1 rebound in 1 minute...5 points (1-6 FGs, 1-5 3FGs, 2-2 FTs), 3 rebounds, 3 steals and 1 block in 32 minutes in DAL's 86-75 OT win vs. MIL (11/6/16)...DAL was +19 when he was on the floor vs. MIL (11/6/16)...Finney-Smith logged 32 minutes vs. MIL (11/6/16), after he played a total of 4 minutes in DAL's first 5 games of the year...earned 1st career start at LAL (11/8/16) and recorded 5 points (2-2 FGs, 1-1 3FGs), 3 rebounds and 1 assist in 20 minutes (DAL won, 109-97)...7 points (2-5 FGs, 1-4 3FGs, 2-4 FTs), 3 rebounds and 1 steal in 35 minutes at GS (11/9/16)...8 points (3-7 FGs, 2-4 3FGs), 2 rebounds, 3 assists, 1 steal and 1 block in 25 minutes vs. LAC (11/23/16)...8 points (3-9 FGs, 2-5 3FGs) and 1 assist in 22 minutes at CLE (11/25/16)...1st career double-figure scoring game with 11 points (3-5 FGs, 2-4 3FGs, 3-4 FTs) to go with 2 rebounds, 2 assists and 1 steal in 35 minutes vs. CHI (12/3/16)...8 points (3-5 FGs, 2-3 3FGs), DAL's first 8 points of the game, to go with 3 rebounds, 2 assists, 1 steal and 1 block in 23 minutes vs. SAC (12/7/16)...12 points (5-8 FGs, 2-4 3FGs), game-high-tying 8 rebounds and 2 assists in 33 minutes vs. IND (12/9/16)...11 points (5-9 FGs, 1-3 3FGs), 4 rebounds, 1 steal and season-high 2 blocks in 30 minutes at HOU (12/10/16)...13 points (5-9 FGs, 3-5 3FGs), team-high 9 rebounds, 3 assists, 2 steals and season-high 2 blocks in 32 minutes vs. DEN (12/12/16)...8 points (3-6 FGs, 2-4 3FGs), 5 rebounds, 1 assist and 1 steal in 29 minutes vs. DET (12/14/16)...season-high (team-high) 17 points (5-9 FGs, 3-6 3FGs, 4-4 FTs) to go with 2 rebounds, 3 assists, 1 steal and a game-high plus-minus of +20 in 29 minutes vs. SAC (12/18/16)...he led the team in scoring for the 1st time in his career vs. SAC (12/18/16)...Finney-Smith scored 11+ points 5 times in a 9-game span (12/3-12/18/16), after he failed to score in double figures in each of his first 17 games...in that 9-game stretch (12/3-12/18/16), he averaged 9.3 points, 4.2 rebounds, 1.6 assists and 0.8 steals in 29.1 minutes while shooting 51.7% (30-58 FGs) from the field, 45.7% (16-35 3FGs) from 3-point range and 80.0% (8-10 FTs) from the FT line...12 points (4-8 FGs, 3-7 3FGs, 1-2 FTs), 3 rebounds, 2 assists and 1 steal in 32 minutes at LAL (12/29/16)...7 points (3-4 FGs, 1-1 3FGs), 2 rebounds and 1 steal in 14 minutes vs. UTA (1/20/17)...7 points (1-4 FGs, 1-4 3FGs, 4-4 FTs), team-high-tying 7 rebounds (3 OR) and 1 steal in 34 minutes while recording a game-high plus-minus of +38 vs. LAL (1/22/17)...8 points (3-5 FGs, 2-3 3FGs), 5 rebounds and 1 steal in 31 minutes vs. NY (1/25/17)...11 points (3-7 FGs, 2-4 3FGs, 3-4 FTs), 5 rebounds, 2 assists, season-high 4 steals and 1 block in season-high 41 minutes at OKC (1/26/17)...12 points (5-6 FGs, 2-3 3FGs), 2 rebounds and season-high-tying 2 blocks in 24 minutes vs. NO (2/25/17)...8 points (3-4 FGs, 2-2 3FGs) in 18 minutes at TOR (3/13/17)...8 points (3-4 FGs, 2-3 3FGs), 3 rebounds and 1 block in 14 minutes at NO (3/29/17)...7 points (3-8 FGs, 1-4 3FGs), 3 steals and season-high-tying 2 blocks in 23 minutes at SAC (4/4/17)...6 points (2-9 FGs, 2-2 FTs), season-high (game-high) 11 rebounds (7 OR), 3 assists and 1 steal in 30 minutes at PHO (4/9/17)...7 points (3-9 FGs, 1-5 3FGs), 5 rebounds, season-high 5 assists and 1 steal in 31 minutes at MEM (4/12/17)...recorded 1 DNP-CD (at HOU 10/30/16).

COLLEGE CAPSULE

In 134 career games at Virginia Tech and Florida, averaged 10.7 points, 7.1 rebounds, 1.9 assists in 28.6 minutes...named to 2015 and 2016 coaches second-team All-SEC and 2016 AP third-team All-SEC...led the Gators in rebounding all 3 seasons on the team and in scoring in 2014-15 and 2015-16...the 1st Florida player to join the 1,000-point club after transferring in to UF...his 1,220 career points at Florida rank 36th in school history...NABC 2016 first-team all-district...2014 SEC Sixth Man of the Year, the 2nd Gator to win the award, joining Chris Richard in 2007...also earned a spot on the 2014 SEC Academic Honor Roll. **2015-16:** As a senior at Florida, averaged 14.7 points, 8.3 rebounds, 2.1 assists and 31.8 minutes in 36 games...shot 43.6% (169-388 FGs) from the field, 36.6% (71-194 3FGs) from 3-point range and 73.3% (121-165 FTs) from the FT line...named second-team All-SEC by the coaches and third-team All-SEC by the AP...Florida's leading scorer (14.7 ppg) for the 2nd straight season and top rebounder (8.3 rpg) for the 3rd consecutive season...finished the season with a team-high 8 double-doubles, 8 20-point games and 10 double-figure rebounding games...Finney-Smith posted at least 20 points, 6 rebounds and 3 steals in back-to-back games vs. Vermont (11/25/15) and FGCU (11/27/15), something no Gator ever did during the Billy Donovan Era...also the first Gator since Joakim Noah (2/22/06 vs. Tennessee) to record 20 points, 8 rebounds, 3 steals and 2 blocks, doing so vs. FGCU (11/27/15)...recorded back-to-back 20-point games for the 1st time in his career against Vermont (11/25/15) and Florida Gulf Coast (11/27/15) and did so again against Mississippi State (1/19/16) and Auburn (1/23/16)...named Orange Bowl Classic MVP, leading the Gators with 16 points and 9 rebounds vs. Oklahoma State (12/19/15)...became the first Gator since Chandler Parsons to tally 3 straight double-doubles and the 6th over the past 20 seasons (1/12-1/19/16), also joining Marreese Speights, David Lee, Udonis Haslem & Al Horford. **2014-15:** As a junior at Florida, averaged 13.1 points, 6.2 rebounds, 1.6 assists, 1.1 steals and 27.9 minutes in 28 games...shot 47.2% (137-290 FGs) from the field and 42.6% (49-115 FTs) from 3-point range...voted second-team All-SEC by the coaches...Florida's leading scorer (13.1 ppg), rebounder (6.2 rpg) and 3-point shooter (.426)...3 double-doubles, including 2 games with 20+ points and



10+ rebounds...12 games with 15+ points...22 games with 10+ points...scored a career-high 25 points (10-15 FGs, 5-7 3FGs) in Florida's win vs. Jacksonville (12/14/14)...threw down the game-winning dunk with 21 seconds remaining in Florida's 52-50 win at Alabama (1/27/15), sealing the victory with a block on the defensive end of the floor. **2013-14:** As a sophomore at Florida, averaged 8.7 points, 6.7 rebounds, 2.1 assists and 25.7 minutes in 37 games...named SEC Sixth Man of the Year, the 2nd Gator to win the award (Chris Richard, 2007)...also earned SEC Academic Honor Roll placement...Florida's leading rebounder, both in total rebounds (247) and per game average (6.7)...in Gator debut, 17 points (5-10 FGs, 3-4 3FGs, 4-6 FTs) vs. UALR (11/16/13)...1st double-double as a Gator (4th career) with 14 points and 11 rebounds at Jacksonville (11/25/13)...15 points (4-6 3FGs) vs. Kansas (12/10/13)...made 1st start as a Gator in the 2013 Orange Bowl Classic vs Fresno State (12/21/13)...recorded the first 20/15 performance by a Gator in a road game during Donovan's tenure, posting 22 points and 15 boards in a OT win over Arkansas (1/11/14)...team-high 16 points vs. LSU (3/1/14). **2012-13:** Redshirted, per NCAA regulations, after transferring to Florida from Virginia Tech. **2011-12:** As a freshman at Virginia Tech, averaged 6.3 points, 7.0 rebounds, 1.9 assists and 29.0 minutes in 33 games...ACC All-Freshman...played in all 33 games, making 30 starts...3 double-doubles...7 games with 10+ rebounds...in collegiate debut, double-double with 10 points and 16 rebounds vs. East Tennessee State (11/12/11)...scored a season-high 17 points in a 66-65 win over Boston College (2/12/12).

PERSONAL CAPSULE

Born May 4, 1993, in Portsmouth, Va....son of Desiree Finney-Jones...brother, Ben Finney, played basketball at Old Dominion...four-year letterwinner at I.C. Norcom High School (Portsmouth, Va.)...two-time VHSL Class AAA Player of the Year and first-team all-state, all-region, All-Tidewater and all-district...led team to back-to-back Group AAA championships, along with Eastern Region and District titles...averaged 18 points, 10.7 rebounds and 3.8 blocks as a senior...posted 19 points, 17 rebounds and 3 blocks in the state championship game vs. L.C. Bird his senior season...on Twitter @doefinney_10.

REGULAR SEASON STATISTICS

YEAR	TEAM	GP	GS	MIN	AVG	FG	FGA	PCT	3FG	3FGA	PCT	FT	FTA	PCT	REBOUNDS		TOT	AVG	AST	PF	STL	TO	BLK	PTS	AVG
															OFF	DEF									
2016-17	DAL	81	35	1642	20.3	124	333	.372	56	191	.293	46	61	.754	55	167	222	2.7	67	125	52	45	25	350	4.3
2017-18	DAL	21	13	448	21.3	46	121	.380	20	67	.299	11	15	.733	22	53	75	3.6	26	43	10	21	4	123	5.9
TOTAL		102	48	2090	20.5	170	454	.374	76	258	.295	57	76	.750	77	220	297	2.9	93	168	62	66	29	473	4.6



#34 | DEVIN HARRIS

PROFILE

POSITION GUARD

BORN 02/27/1983

HEIGHT/WEIGHT 6'3" | 185 LBS

YEARS PRO 14 YEARS

FROM WISCONSIN/USA

CAREER HIGHS

REGULAR SEASON

PTS	47	AT PHOENIX	11/30/08
FGM	14	3 TIMES	
FGA	25	4 TIMES	
3FGM	6	2 TIMES	
3FGA	12	VS. DALLAS	4/16/12
FTM	20	VS. DETROIT	11/7/08
FTA	24	VS. DETROIT	11/7/08
OR	3	8 TIMES	
DR	8	AT CHICAGO	4/4/09
REB	8	3 TIMES	
AST	18	VS. DENVER	1/31/11
BLK	3	5 TIMES	
STL	6	2 TIMES	
MIN	55	AT ATLANTA	3/25/12

PLAYOFFS

PTS	30	VS. PHOENIX	5/24/06
FGM	12	VS. PHOENIX	5/24/06
FGA	18	VS. GOLDEN STATE	4/22/07
3FGM	3	4 TIMES	
3FGA	7	2 TIMES	
FTM	10	VS. SAN ANTONIO	5/13/06
FTA	11	VS. SAN ANTONIO	5/13/06
OR	3	2 TIMES	
DR	7	AT OKLAHOMA CITY	4/18/16
REB	7	AT OKLAHOMA CITY	4/18/16
AST	9	AT GOLDEN STATE	5/3/07
BLK	2	VS. SAN ANTONIO	5/15/06
STL	5	VS. PHOENIX	5/24/06
MIN	40	2 TIMES	

2017-18

PTS	20	VS. MINNESOTA	4/5/18
FGM	6	VS. MINNESOTA	4/5/18
FGA	11	2 TIMES	
3FGM	5	2 TIMES	
3FGA	9	3 TIMES	
FTM	10	VS. L.A. CLIPPERS	12/2/17
FTA	11	VS. L.A. CLIPPERS	12/2/17
OR	2	VS. MINNESOTA	11/17/17
DR	6	VS. PHOENIX	12/18/17
REB	6	2 TIMES	
AST	9	AT MIAMI	3/19/18
BLK	2	2 TIMES	
STL	4	2 TIMES	
MIN	34	AT OKLAHOMA CITY	3/30/18





CAREER TRANSACTIONS

Selected by Washington in the first round (fifth overall pick) of the 2004 NBA Draft...draft rights traded with Jerry Stackhouse and Christian Laettner to Dallas for Antawn Jamison (6/24/04)...traded with Maurice Ager, DeSagana Diop, Trenton Hassell, Keith Van Horn, two future first round draft picks and cash considerations to New Jersey for Jason Kidd, Malik Allen and Antoine Wright (2/19/08)...traded with Derrick Favors, two first round draft picks and cash considerations to Utah for Deron Williams (2/23/11)...traded to Atlanta for Marvin Williams (7/11/12)...signed by Dallas (7/31/13)...re-signed by Dallas (7/17/14)...as part of a three-team trade, traded from Dallas to Denver in a deal that sent Doug McDermott from New York to Dallas, Emmanuel Mudiay from Denver to New York, a 2018 second round pick from the Knicks to the Nuggets, and a 2018 second round pick from the Nuggets to the Mavericks (2/8/18)...signed by Dallas (7/8/18).

PROFESSIONAL CAPSULE

Holds averages of 11.1 points, 4.1 assists, 1.1 steals and 25.0 minutes in 917 career games (446 starts) with Dallas, New Jersey, Utah, Atlanta and Denver...2009 NBA All-Star.

SEASON HIGHLIGHTS

2017-18: Averaged 8.4 points, 2.1 assists and 18.9 minutes in 71 games (1 start) with DAL and DEN...shot 41.2% (187-454 FGs) from the field, 34.8% (79-227 3FGs) from 3-point range and career-high 83.5% (142-170 FTs) from the FT line...in 44 games (1 start) with DAL, averaged 8.5 points and 1.9 assists in 18.3 minutes...in 27 games with DEN, averaged 8.2 points and 2.5 assists in 19.7 minutes...1 20-point game (with DEN)...7 games with 15+ points (6 with DAL)...29 games with 10+ points (19 with DAL)...in 500th game with DAL, 15 points (4-10 FGs, 1-4 3FGs, 6-6 FTs), 2 rebounds, 6 assists and 1 steal in 25 minutes at UTA (10/30/17)...he became the 11th Maverick to reach 500 games with the franchise...in 1st start of season (1st start since 11/29/14), 12 points (4-7 FGs, 3-4 3FGs, 1-2 FTs), all in 1st half, to go with 2 rebounds, 2 assists and 1 block in 19 minutes at LAC (11/1/17)...he appeared in his 501st game with the Mavericks at LAC (11/1/17), passing Jason Kidd (500) for 10th place on DAL's all-time games played list...15 points (5-8 FGs, 2-3 3FGs, 3-5 FTs) and 2 steals in 21 minutes at MIN (11/4/17)...knocked down his 700th career 3-pointer at the 8:11 mark of the 4th quarter vs. MIL (11/18/17)...11 points (5-9 FGs, 1-2 FTs), 2 rebounds and season-high (game-high) 4 steals in 18 minutes at MEM (11/22/17)...he recorded his 500th steal with the Mavericks at the 9:12 mark of the 2nd quarter at MEM (11/22/17), becoming the 9th player in franchise history to reach 500 thefts with the team...13 points (5-8 FGs, 3-4 3FGs) and 5 rebounds in 26 minutes at SA (11/27/17)...11 points (5-8 FGs, 1-2 3FGs), 2 rebounds, 3 assists and 2 steals in 23 minutes vs. BKN (11/29/17)...he passed Mark Aguirre (502) for 8th place on the Mavericks' all-time steals list with a theft at the 9:40 mark of the 2nd quarter vs. BKN (11/29/17) (his 503rd steal with the team)...15 points (2-5 FGs, 1-3 3FGs, 10-11 FTs), 3 rebounds, 3 assists and 1 steal in 21 minutes vs. LAC (12/2/17)...14 points (5-8 FGs, 3-4 3FGs, 1-3 FTs), 2 assists, 1 steal and 2 blocks in 23 minutes vs. DEN (12/4/17)...he scored 10+ points in 10 of his first 18 games in 2017-18 (and averaged 9.3 ppg in his first 18 games of the season)...13 points (5-8 FGs, 1-2 3FGs, 2-2 FTs), 6 assists and season-high-tying 4 steals in 24 minutes at GS (12/14/17)...14 points (2-9 FGs, 1-5 3FGs, 9-10 FTs), 6 rebounds, 2 assists and 1 steal in 22 minutes vs. PHO (12/18/17)...17 points (5-8 FGs, 5-7 3FGs, 2-2 FTs) and 3 rebounds in 20 minutes at NO (12/29/17)...11 points (4-9 FGs, 2-4 3FGs, 1-1 FTs), 5 rebounds, team-high 6 assists and 1 steal in 23 minutes vs. NY (1/7/18)...16 points (5-11 FGs, 4-9 3FGs, 2-2 FTs) in 18 minutes at DEN (1/16/18)...10 points (4-8 FGs, 1-4 3FGs, 1-1 FTs), 4 rebounds and 5 assists in 23 minutes at PHO (1/31/18)...16 points (4-6 FGs, 2-3 3FGs, 6-6 FTs) in 20 minutes at LAC (2/5/18)...as part of a 3-team trade, traded from DAL to DEN in a deal that sent Doug McDermott from NY to DAL, Emmanuel Mudiay from DEN to NY, a 2018 second round pick from the Knicks to the Nuggets, and a 2018 second round pick from the Nuggets to the Mavericks (2/8/18)...in Nuggets debut, 9 points (3-7 FGs, 1-3 3FGs, 2-2 FTs), 2 rebounds, 1 assist and 2 steals in 22 minutes at PHO (2/10/18)...12 points (4-7 FGs, 2-3 3FGs, 2-3 FTs) in 16 minutes vs. LAL (3/9/18)...11 points (4-7 FGs, 3-6 3FGs) in 20 minutes vs. SAC (3/11/18)...12 points (3-6 FGs, 1-3 3FGs, 5-5 FTs) in 15 minutes vs. DET (3/15/18)...13 points (2-8 FGs, 1-4 3FGs, 8-8 FTs) and season-high 9 assists in 27 minutes at MIA (3/19/18)...14 points (5-8 FGs, 3-6 3FGs, 1-1 FTs), 3 rebounds, 5 assists, 1 steal and 1 block in 25 minutes at CHI (3/21/18)...10 points (4-10 FGs, 2-4 3FGs) and 4 assists in 28 minutes at WAS (3/23/18)...he scored 10+ points 7 times in an 8-game span with DEN from 3/9-3/23/18...12 points (4-6 FGs, 2-4 3FGs, 2-2 FTs), 3 rebounds, 2 assists and 2 steals in 34 minutes at OKC (3/30/18)...season-high 20 points (6-11 FGs, 5-9 3FGs, 3-3 FTs) in 20 minutes vs. MIN (4/5/18)...10 points (3-7 FGs, 2-4 3FGs, 2-4 FTs) and 5 assists in 23 minutes at LAC (4/7/18)...missed 4 games due to personal reasons (vs. ATL 10/18/17-vs. GS 10/23/17, at MEM 10/26/17)...missed 3 games due to bruised ribs (at OKC 11/12/17-vs. MIL 11/18/17)...did not play in the 2nd half at MIA (12/22/17) due to an illness...suffered a concussion in the 1st half at POR (1/20/18) and did not play in the 2nd half...missed 2 games due to the concussion (vs. WAS 1/22/18-vs. HOU 1/24/18)...missed 2 games due to personal reasons (vs. POR 1/26/18-at DEN 1/27/18)...NWT (trade transition) at HOU (2/9/18). **2016-17:** Averaged 6.7 points, 2.0 rebounds, 2.1 assists and 16.7 minutes in 65 games with DAL...shot 39.9% (136-341 3FGs) from the field, 32.8% (58-177 3FGs) from 3-point range and 82.9% (107-129 FTs) from the FT line...2 games with 15+ points (2-0 record)...7 games with 13+ points (6-1 record)...18 games with 10+ points...25 games with 8+ points...2 games with 7+ assists (2-0 record)...6 games with 5+ assists (5-1 record)...11 games with 2+ steals...after missing the first 16 games of the year due to a right great toe sprain, made season debut vs. SA (11/30/16) and logged 11 1st-half minutes...14 points (5-10 FGs, 2-5 3FGs, 2-2 FTs), season-high 7 rebounds, 1 assist and 1 steal in 20 minutes vs. SAC (12/18/16)...14 points (5-10 FGs, 3-5 3FGs, 1-1 FTs) and 2 assists in 21 minutes at LAL (12/29/16)...in 800th career game, season-high 17 points (6-11 FGs, 4-7 3FGs, 1-1 FTs) to go with 4 rebounds, 1 assist and 1 steal in 17 minutes vs. WAS (1/3/17)...he recorded a game-high plus-minus of +19 in his 17 minutes off the bench vs. WAS (1/3/17)...12 points (3-5 FGs, 2-3 3FGs, 4-4 FTs), 3 rebounds, 2 assists and 1 steal in 20 minutes vs. PHO (1/5/17)...11 points (3-8 FGs, 1-6 3FGs, 4-4 FTs) in 15 minutes vs. ATL (1/7/17)...10 points (2-4 FGs, 6-6 FTs), all in 1st half, to go with 3 rebounds and 3 assists in 16 minutes vs. MIN (1/15/17)...10 points (2-4 FGs, 2-4 3FGs, 4-4 FTs) and 3 assists in 18 minutes vs. UTA (1/20/17)...10 points (3-5 FGs, 2-4 3FGs, 2-2 FTs), 2 rebounds and 1 assist in 12 minutes vs. LAL (1/22/17)...he recorded his 3,500th career assist at the 5:32 mark of the 2nd quarter vs. LAL (1/22/17)...14 points (3-5 FGs, 3-3 3FGs, 5-5 FTs), including 11 in 3rd quarter, to go with 3 assists in 19 minutes vs. PHI (2/1/17)...12 points (3-8 FGs, 2-4 3FGs, 4-6 FTs), season-high-tying (team-high) 7 rebounds, 2 assists and 1 steal in 17 minutes vs. POR (2/7/17)...13 points (5-11 FGs, 3-4 FTs), 4 rebounds, 2 assists and 2 steals in season-high 29 minutes vs. UTA (2/9/17)...8 points (3-9 FGs, 2-5 FTs), 5 rebounds, 4 assists and 3 steals in 22 minutes vs. NO (2/25/17)...7 points (2-5 FGs, 1-2 3FGs, 2-2 FTs), 2 rebounds, game-high 7 assists and 1 steal in 18 minutes vs. OKC (3/5/17)...14 points (3-8 FGs, 3-7 3FGs, 5-6 FTs), 3 rebounds and 2 assists in 23 minutes vs. PHO (3/11/17)...10 points (3-5 FGs, 2-2 3FGs, 2-2 FTs) in 18 minutes at WAS (3/15/17)...11 points (4-6 FGs, 1-2 3FGs, 2-2 FTs), 2 rebounds, 1 assist and 1 steal in 17 minutes at BKN (3/19/17)...12 points (4-7 FGs, 1-3 3FGs, 3-3 FTs), 6 rebounds, 1 assist, 2 steals and 1 block in 21 minutes vs. OKC (3/27/17)...10 points (2-4 FGs, 6-6 FTs), 2 rebounds and 2 steals in 26 minutes at MEM (3/31/17)...11 points (3-10 FGs, 2-7 3FGs, 3-3 FTs) and 3 assists in 19 minutes vs. DEN (4/11/17)...game-high-tying 15 points (6-12 FGs, 3-4 FTs) to go with 2 rebounds, season-high (game-high) 8 assists and 1 steal in 20 minutes at MEM (4/12/17)...spent the first 16 games of the season inactive list due to a right great toe sprain (at IND



10/26/16-vs. NO 11/27/16)...NWT (illness) at POR (2/3/17)...ejected after receiving 2 technical fouls at the 9:08 mark of the 2nd quarter at NO (3/29/17). **2015-16:** Averaged 7.6 points, 2.2 rebounds, 1.8 assists, 0.9 steals and 20.0 minutes in 64 games with DAL...shot 44.7% (167-374 FGs) from the field...6 games with 15+ points (4-2 record)...20 games with 10+ points (12-8 record)...7 games with 3+ steals (5-2 record)...17 games with 2+ steals (13-4 record)...in season opener, 10 points (3-8 FGs, 4-7 FTs) and 2 assists in 23 minutes at PHO (10/28/15)...12 points (4-10 FGs, 2-6 3FGs, 2-3 FTs), 6 rebounds and 2 assists in 23 minutes at LAC (10/29/15)...9 points (3-8 FGs, 3-6 FTs), 6 rebounds and 2 blocks in 24 minutes vs. TOR (11/3/15)...9 points (2-9 FGs, 4-6 FTs), 3 rebounds, 4 assists and 2 blocks in 24 minutes vs. LAL (11/13/15)...15 points (7-11 FGs, 1-1 FTs), including 11 in 1st half, to go with 4 rebounds and 2 assists in 29 minutes at HOU (11/14/15)...9 points (3-7 FGs, 3-4 FTs), 3 rebounds, 2 assists and 4 steals in 23 minutes at PHI (11/16/15)...11 points (4-5 FGs, 1-2 3FGs, 2-3 FTs) and 3 rebounds before fouling out after 16 minutes at SA (11/25/15)...11 points (3-5 FGs, 1-3 3FGs, 4-4 FTs) and 2 assists in 25 minutes at SAC (11/30/15)...15 points (6-7 FGs, 1-1 3FGs, 2-3 FTs), including 13 in 2nd quarter, in 20 minutes vs. HOU (12/4/15)...10 points (3-8 FGs, 1-3 3FGs, 3-4 FTs), 4 rebounds, 4 assists and 1 block in season-high 34 minutes vs. WAS (12/12/15)...12 points (5-8 FGs, 2-3 3FGs), 2 assists and career-high-tying 6 steals in 23 minutes vs. PHO (12/14/15)...13 points (5-6 FGs, 1-1 3FGs, 2-2 FTs) in 20 minutes vs. GS (12/30/15)...10 points (4-8 FGs, 1-3 3FGs, 1-2 FTs), 6 rebounds, 4 assists and 2 steals in 26 minutes at NO (1/6/16)...season-high 19 points (7-12 FGs, 3-7 3FGs, 2-2 FTs), including 12 in 1st half, to go with 2 rebounds and 3 assists in 19 minutes at MIL (1/8/16)...appeared in his 400th game with DAL (and the 750th game of his career) vs. CLE (1/12/16)...15 points (5-10 FGs, 5-6 FTs), including 8 in 4th quarter and OT (5 in 4th and 3 in OT), to go with 4 rebounds, 4 assists and 1 steal in 33 minutes vs. MIN (1/20/16)...surpassed 20,000 career minutes vs. OKC (2/24/16)...9 points (2-6 FGs, 5-5 FTs), 2 rebounds, 2 assists and 3 steals in 22 minutes vs. DEN (2/26/16)...reached 9,000 career points with a pair of FTs at the 1:13 mark of the 3rd quarter vs. IND (3/12/16)...12 points (5-8 FGs, 2-2 FTs), 2 rebounds, 1 assist and 1 steal (all in 1st half) in 21 minutes at CHA (3/14/16)...11 points (5-8 FGs, 1-3 3FGs), 4 rebounds and 2 steals in 20 minutes at POR (3/23/16)...he recorded his 3,000th career made field goal with a 15-foot step-back jumper at the 9:41 mark of the 2nd quarter at POR (3/23/16)...11 points (3-5 FGs, 2-4 3FGs, 3-4 FTs), 3 rebounds, 4 assists and 3 steals in 21 minutes at SAC (3/27/16)...12 points (3-10 FGs, 2-8 3FGs, 4-4 FTs), all in 1st half, to go with 3 rebounds, 3 assists and 3 steals in 29 minutes at DEN (3/28/16)...13 points (5-10 FGs, 1-4 3FGs, 2-2 FTs), including 11 in 2nd half, to go with 2 rebounds and 3 assists in 28 minutes at DET (4/1/16)...16 points (5-13 FGs, 3-6 3FGs, 3-4 FTs), including 8 in 4th quarter, to go with 3 assists and 2 steals in 31 minutes at MIN (4/3/16)...10 points (3-12 FGs, 2-9 3FGs, 2-2 FTs), including 5 in 4th quarter, to go with 4 rebounds in 31 minutes vs. HOU (4/6/16)...16 points (4-7 FGs, 3-5 3FGs, 5-7 FTs), including 12 in 3rd quarter, to go with 4 rebounds and 1 steal in 26 minutes vs. MEM (4/8/16)...DND-Inactive (rest) at MEM (11/24/15)...left the game at WAS (12/6/15) in the 2nd quarter with a rib injury and did not return...missed the game at NY (12/7/15) due to the injury...left the game at IND (12/16/15) in the 1st quarter with a right hamstring strain and did not return...missed 3 games due to the injury (vs. MEM 12/18/15-at BKN 12/23/15)...left the game at MIA (1/1/16) in the 2nd quarter with a back strain and did not return...missed the game vs. NO (1/2/16) due to the injury...left the game at OKC (1/13/16) in the 1st half with a left foot injury and did not return...suffered a left great toe sprain in the 1st half at HOU (1/24/16) and did not return...missed 10 games due to the injury (at LAL 1/26/16-at ORL 2/19/16)...NWT (personal) at GS (3/25/16)...suffered a left thumb sprain in the 1st half at UTA (4/11/16) and logged only 49 seconds in the 2nd half (he played the final 49 seconds of the game)...missed the season finale vs. SA (4/13/16) due to the injury. **2014-15:** Averaged 8.8 points, 3.1 assists, 1.0 steal and 22.2 minutes in 76 games (3 starts) with DAL...shot 35.7% (95-266 3FGs) from 3-point range and 81.5% (132-162 FTs) from the line...3 games with 20+ points (3-0 record)...10 games with 15+ points (8-2 record)...30 games with 10+ points (21-9 record)...51 games with 7+ points (35-16 record)...22 games with 5+ assists (18-4 record)...17 points (6-12 FGs, 2-5 3FGs, 3-4 FTs), 5 assists and 2 steals in 29 minutes at SA (10/28/14)...he eclipsed 8,000 career points with a 3-pointer at the 5:07 mark of the 4th quarter at SA (10/28/14) (the basket gave him 17 points for the game and 8,002 for his career)...12 points (3-9 FGs, 3-7 3FGs, 3-4 FTs) in 24 minutes vs. UTA (10/30/14)...12 points (4-7 FGs, 2-4 3FGs, 2-4 FTs), 3 rebounds and 6 assists in 27 minutes at NO (11/1/14)...12 points (4-9 FGs, 2-6 3FGs, 2-2 FTs) and 6 assists in 30 minutes vs. BOS (11/3/14)...12 points (4-7 FGs, 4-4 FTs), 5 assists and 3 steals in 33 minutes vs. SAC (11/11/14)...played in his 300th game with the Mavericks vs. PHI (11/13/14) and had 7 points (2-3 FGs, 1-2 3FGs, 2-2 FTs) and 2 steals in 12 minutes...hit his 500th career 3-pointer at the 10:22 mark of the 4th quarter at HOU (11/22/14)...15 points (6-13 FGs, 1-3 3FGs, 2-3 FTs), 5 rebounds and 5 assists in 31 minutes at PHI (11/29/14)...20 points (7-10 FGs, 6-6 3FGs), 4 rebounds and 8 assists in 35 minutes at CHI (12/2/14)...Harris went a perfect 6-6 from 3-point range at CHI (12/2/14), becoming just the 2nd Maverick in franchise history to hit at least 6 3-pointers in a game without a miss (Michael Finley, 8-8, vs. CLE 3/26/05)...10 points (3-8 FGs, 4-4 FTs) in 24 minutes vs. PHO (12/5/14)...20 points (8-13 FGs, 3-7 3FGs, 1-1 FTs), including 8 in 4th quarter, to go with 3 assists in 26 minutes vs. NO (12/10/14)...11 points (4-6 FGs, 3-5 3FGs) and 4 rebounds in 18 minutes at NY (12/16/14)...8 points (2-4 FGs, 2-3 3FGs, 2-2 FTs), 3 rebounds, season-high 9 assists and 3 steals in 22 minutes at DET (12/17/14)...13 points (5-12 FGs, 3-9 3FGs), including 9 on 3-3 3FGs in 3rd quarter, to go with 3 assists and 2 steals in 23 minutes vs. SA (12/20/14)...11 points (3-5 FGs, 3-5 3FGs, 2-2 FTs) in 20 minutes vs. ATL (12/22/14)...10 points (3-8 FGs, 2-6 3FGs, 2-2 FTs) and 3 assists in 17 minutes at BOS (1/2/15)...14 points (5-8 FGs, 2-3 3FGs, 2-3 FTs), including 10 in 1st half, to go with 3 rebounds, 2 assists and 2 steals in 21 minutes vs. DET (1/7/15)...13 points (5-13 FGs, 3-4 FTs) and 4 assists in 26 minutes at DEN (1/14/15)...12 points (5-8 FGs, 1-3 3FGs, 1-1 FTs), all in 1st half, to go with 5 rebounds, 3 assists and 2 steals in 23 minutes at MEM (1/19/15)...12 points (4-8 FGs, 3-6 3FGs, 1-2 FTs) and 5 assists in 30 minutes at ORL (1/31/15)...15 points (4-8 FGs, 3-5 3FGs, 4-4 FTs) in 19 minutes at SAC (2/5/15)...16 points (5-15 FGs, 4-9 3FGs, 2-2 FTs), 7 rebounds and 2 steals in 30 minutes vs. POR (2/7/15)...13 points (5-8 FGs, 1-3 3FGs, 2-2 FTs) and 2 steals in 18 minutes at OKC (2/19/15)...17 points (7-18 FGs, 3-9 3FGs), 6 rebounds, 7 assists and 2 steals in 30 minutes vs. HOU (2/20/15)...14 points (5-10 FGs, 1-4 3FGs, 3-3 FTs), 5 assists and 4 steals in 28 minutes vs. TOR (2/24/15)...14 points (5-7 FGs, 2-4 3FGs, 2-2 FTs) and 5 assists in 28 minutes vs. BKN (2/28/15)...14 points (3-6 FGs, 8-9 FTs) in 19 minutes vs. NO (3/2/15)...15 points (5-8 FGs, 2-4 3FGs, 3-3 FTs), 4 rebounds and 2 steals in 20 minutes vs. LAC (3/13/15)...12 points (3-8 FGs, 3-6 3FGs, 3-4 FT) and 5 assists in 22 minutes vs. ORL (3/18/15)...16 points (5-6 FGs, 3-3 3FGs, 3-4 FTs), 4 rebounds and 3 assists in 21 minutes vs. MEM (3/20/15)...12 points (5-9 FGs, 2-3 FTs) and 2 steals in 18 minutes vs. PHO (4/8/15)...season-high 21 points (7-9 FGs, 3-3 3FGs, 4-6 FTs) to go with season-high-tying 9 assists and 3 steals in 29 minutes at DEN (4/10/15)...left the game at CHA (11/17/14) with right lower leg soreness and did not return for 2nd half...missed 2 games due to the injury (at WAS 11/19/14-vs. LAL 11/22/14)...missed 2 games due to a right hand injury (at GS 3/6/15-at LAL 3/8/15)...missed the 2nd half vs. OKC (3/16/15) due to an illness...DND-Inactive (rest) at LAL (4/12/15)...left the game at UTA (4/13/15) in the 1st half with a left great toe injury and did not return...missed the game vs. POR (4/15/15) due to the injury. **2013-14:** Averaged 7.9 points, 4.5 assists and 20.5 minutes in 40 games with DAL...1 double-double (point/assist)...1 game with 20+ points...2 games with 15+ points (2-0 record)...13 games with 10+ points...2 games with 10+ assists...9 games with 7+ assists (7-2 record)...14 games with 6+ assists (11-3 record)...18 games with 5+ assists (13-5 record)...8 games with 2+ steals...made season debut vs. POR (1/18/14) and had 6 points (2-4 FGs, 2-4 FTs) and 2 assists in 17 minutes...14 points (4-6 FGs, 2-3 3FGs, 4-4 FTs) and 4 assists before fouling out in 16 minutes at BKN (1/24/14)...14 points (4-7 FGs, 2-4 3FGs, 4-4 FTs) and 7 assists in 24 minutes vs. DET (1/26/14)...14 points (5-8 FGs,



4-6 FTs) and 3 assists in 25 minutes vs. HOU (1/29/14)...16 points (4-8 FGs, 2-3 3FGs, 6-6 FTs) and 4 assists in 19 minutes vs. CLE (2/3/14)...12 points (4-9 FGs, 4-4 FTs) and 7 assists in 23 minutes at BOS (2/9/14)...9 points (3-7 FGs, 1-1 3FGs, 2-2 FTs) and 5 assists in 20 minutes at CHA (2/11/14)...9 points (2-3 FGs, 1-1 3FGs, 4-4 FTs), 4 rebounds and 5 assists in 19 minutes vs. MIA (2/18/14)...9 points (3-4 FGs, 3-5 FTs) and 7 assists in 20 minutes at PHI (2/21/14)...recorded his 3,000th career assist with a dish to Wayne Ellington for a fast-break layup at the 54.9-second mark of the 1st quarter vs. CHI (2/28/14)...became the 188th player in NBA history to reach 3,000 career assists...handed out a season-high (game-high) 11 assists to go with 4 rebounds and 2 points (2-2 FTs) in 18 minutes at DEN (3/5/14)...12 points (4-6 FGs, 1-1 3FGs, 3-5 FTs), including 10 in 4th quarter, in 23 minutes vs. POR (3/7/14)...with the score tied at 98-98, he converted a go-ahead 3-point play with 24.2 seconds remaining that put DAL up 101-98 (DAL went on to defeat POR, 103-98)...season-high 20 points (6-9 FGs, 4-6 3FGs, 4-5 FTs), including 15 in 2nd half (8 in 4th quarter), to go with 5 assists and season-high 4 steals in 24 minutes vs. IND (3/9/14)...12 points (5-9 FGs, 1-3 3FGs, 1-1 FTs), 3 rebounds and 3 assists in 20 minutes at UTA (3/12/14)...12 points (3-8 FGs, 1-4 3FGs, 5-6 FTs), including 6 in 4th quarter, to go with 6 assists and 2 steals in 20 minutes vs. BOS (3/17/14)...13 points (4-11 FGs, 5-5 FTs), 4 rebounds, 4 assists and 2 steals in 32 minutes vs. MIN (3/19/14)...11 points (4-15 FGs, 3-8 3FGs), season-high 7 rebounds and 6 assists in 40 minutes vs. BKN (3/23/14)...10 points (3-7 FGs, 2-4 3FGs, 2-2 FTs) and 4 assists in 16 minutes vs. GS (4/1/14)...7 points (3-8 FGs, 1-3 3FGs), 7 assists and 2 steals in 24 minutes at LAL (4/4/14)...9 points (3-5 FGs, 1-3 3FGs, 2-4 FTs), 6 assists and 2 steals in 17 minutes at UTA (4/8/14)...1st double-double with 10 points (4-8 FGs, 2-2 FTs), 3 rebounds, 10 assists and 2 steals in 26 minutes at MEM (4/16/14)...recorded 6+ assists 6 times in the final 7 games of the season (at LAC 4/3/14-at MEM 4/16/14)...underwent left foot surgery (8/6/13)...missed the first 41 games of the season recovering from the surgery (vs. ATL 10/30/13-at PHO 1/17/14)...suffered a sprained right ankle in the 2nd half at CHA (2/11/14)...missed the game at IND (2/12/14) due to the injury...left the game at GS (3/11/14) in the 2nd quarter due to a sore right Achilles and did not return. **2012-13:** Averaged 9.9 points, 3.4 assists, 1.1 steals and 24.5 minutes in 58 games (34 starts) with ATL...shot 43.8% (194-443 FGs) from the field and 72.7% (112-154 FTs) from the line...as a starter, averaged 11.6 points, 2.3 rebounds, 3.7 assists and 1.5 steals in 28.1 minutes (ATL went 24-10 with him as starter)...4 games with 20+ points (4-0 record)...28 games with 10+ points (20-8 record)...27 games with 25+ minutes (21-6 record)...recorded 10 DNP-CDs...missed 14 games due to injury (illness; 11/14/12; turf toe, left big toe; 11/24/12; sore left foot; 12/19/12-1/8/13, 2/5/13, 3/25/13). **2011-12:** Averaged 11.3 points, 5.0 assists, 1.0 steal and 27.4 minutes in 63 games (all starts) with UTA...shot 44.5% (241-542 FGs) from the field, 36.2% (77-213 3FGs) from 3-point range and 74.6% (156-209 FTs) from the line...7 games with 20+ points...35 games with 10+ points...2 games with 10+ assists...14 games with 7+ assists...season-high 28 points to go with 5 assists vs. GS (4/6/12)...25 points, 6 rebounds and 6 assists vs. SA (4/9/12)...27 points (career-best 6 3FGs) at POR (4/18/12)...missed 3 games due to injury: 1 with a strained left hamstring (2/2/12), 1 due to the stomach flu (3/10/12) and 1 with a sprained left ankle (4/4/12). **2010-11:** Appeared in 71 games (started 70) for NJ and UTA, averaging 15.2 points, 7.1 assists, 1.0 steal and 31.7 minutes...shot 83.3% (335-402 FTs) from the line...in 54 games (all starts) with NJ, averaged 15.0 points, 7.6 assists, 1.1 steals and 31.9 minutes...in 17 games (16 starts) with UTA, averaged 15.8 points, 5.4 assists and 31.2 minutes...among NBA leaders, ranked 11th in assists...12 games with 20+ points...42 games with 10+ points. **2009-10:** Averaged 16.9 points, 3.2 rebounds, 6.6 assists, 1.2 steals and 34.7 minutes in 64 games (61 starts) with NJ...20 games with 20+ points...55 games with 10+ points. **2008-09:** Averaged career-high 21.3 points, 3.3 rebounds, 6.9 assists, 1.6 steals and 36.1 minutes in 69 games (all starts) with NJ...shot 43.8% (455-1,039 FGs) from the field and 82.0% (496-605 FTs) from the line...selected to the Eastern Conference All-Star team...was the NBA's 3rd-highest scoring point guard, and 1 of only 5 players to average at least 21 points and 6.9 assists...along with Vince Carter, formed the league's highest-scoring backcourt (42.1 ppg). **2007-08:** Averaged 14.8 points, 5.8 assists, 1.4 steals and 31.6 minutes with DAL and NJ...shot 46.3% (321-693 FGs) from the field, 33.5% (56-167 3FGs) from 3-point range and 82.4% (248-301 FTs) from the line...in 39 games (all starts) with DAL, averaged 14.4 points, 5.3 assists, 1.4 steals and 30.4 minutes...in 25 games (22 starts) with NJ, averaged 15.4 points, 3.3 rebounds, 6.5 assists, 1.4 steals and 33.5 minutes...with NJ, had 19 games with 10+ points...dished out his 1,000th career assist vs. CHA (4/15/08). **2006-07:** In 80 games (61 starts) with DAL, averaged 10.2 points, 2.5 rebounds, 3.7 assists, 1.2 steals and 26.0 minutes...shot career-high 49.2% (292-593 FGs) from the field and 82.4% (215-261 FTs) from the line...3 games with 20+ points...44 games with 10+ points. **2005-06:** Averaged 9.9 points, 3.2 assists, 1.0 steal and 22.8 minutes in 57 games (4 starts) with DAL...shot 46.9% (190-405 FGs) from the field and 71.6% (169-236 FTs) from the line...31 games with 10+ points (DAL was 25-6 in such games). **2004-05:** Averaged 5.7 points, 2.2 assists, 1.0 steal and 15.4 minutes in 64 games with DAL...shot 42.9% (157-366 FGs) from the field, 33.6% (44-131 3FGs) from 3-point range and 75.7% (78-103 FTs) from the line...among rookie leaders, ranked 2nd in steals, 5th in assists and FT% and 6th in 3FG%...started the first 19 games of the season...16 games with 10+ points.

PLAYOFF CAPSULE

Has appeared in 64 playoff games (31 starts), and has averaged 9.1 points, 2.6 assists and 23.7 minutes while shooting 45.0% (216-480 FGs) from the field. **2016:** Averaged 7.8 points, 2.8 rebounds, 1.6 assists and 24.1 minutes in 5 first round games vs. OKC...shot 50.0% (15-30 FGs) from the field...playoff-high 12 points (4-5 FGs, 3-3 3FGs, 1-2 FTs) in 24 minutes in Game 4 vs. OKC (4/23/16). **2015:** Averaged 6.0 points, 2.0 rebounds, 1.0 assist and 18.5 minutes in 4 first round games vs. HOU...1 game with 10+ points...missed Game 2 at HOU (4/21/15) due to a left great toe injury. **2014:** Averaged 11.4 points, 2.4 rebounds, 3.9 assists and 25.2 minutes in 7 first round games vs. SA...3 games with 17+ points...4 games with 10+ points...playoff-high 19 points (8-16 FGs, 3-7 3FGs) to go with 3 rebounds and 5 assists in 32 minutes in Game 1 at SA (4/20/14). **2013:** In 6 first round games (6 starts) vs. IND, averaged 11.3 points, 2.8 rebounds, 3.7 assists, 1.7 steals and 37.5 minutes. **2012:** In 4 first round games (4 starts) vs. SA, averaged 13.0 points, 3.8 assists and 30.0 minutes. **2007:** In 6 first-round games (6 starts) vs. GS, averaged playoff career highs of 13.2 points and 5.0 assists to go with 1.0 steal in 27.2 minutes. **2006:** Averaged 9.4 points, 2.2 assists and 24.3 minutes in 23 games (15 starts)...in the 2006 NBA Finals vs. MIA, appeared in all 6 games (3 starts), averaging 7.3 points, 2.8 assists and 24.5 minutes. **2005:** Averaged 2.4 points, 1.2 rebounds, 1.2 assists and 8.8 minutes in 9 games.

COLLEGE CAPSULE

Played 3 seasons at Wisconsin (2001-04), and averaged 14.8 points, 4.1 rebounds and 3.1 assists in 96 starts, finishing as the seventh-leading scorer in school history...was only the second Badger to start every game as a freshman, sophomore and junior...named the 2003-04 Big Ten Player of the Year as a junior, also earning Second Team All-America honors by the *Associated Press*...led Wisconsin to school's first Big Ten Tournament title, and was named Most Outstanding Player...as a sophomore (2002-03), averaged 12.7 points, 4.6 rebounds and 3.1 assists in 32 games, helping the Badgers reach the Sweet 16...as a freshman (2001-02), averaged 12.3 points, 3.3 rebounds and 1.8 assists.

PERSONAL CAPSULE

Devin Lamar Harris was born Feb. 27, 1983 in Milwaukee Wis....he and his wife Meghan have daughters, Charli, Scarlett and Violet Tyler...majored



in sociology at Wisconsin...former NBA player Tony Smith is Harris' mentor...named Mr. Basketball in Wisconsin in 2001, after leading Wauwatosa East High School to an undefeated regular season...the school retired his No. 20 in 2007...also played a season of high school volleyball, earning All-Conference honors...partnered with Albertsons to donate 250 Thanksgiving meals to underprivileged families at Buckner International...joined the Mavs Foundation to dedicate their newest basketball court and speak to kids at Youth World in South Dallas, offering after-school and summer programs...participates in the Mavs Community Ticket Block, a program which provides tickets for local nonprofits...created the '34 Ways to Assist Foundation' which works to compassionately, spiritually and profoundly impact the lives of children in need by providing hope through wish granting, inspiration through educational mentoring, and healthy living through sports and physical activity...was a Milwaukee Bucks and Brewers fan growing up...follow him on Twitter @Dev34Harris.

REGULAR SEASON STATISTICS

YEAR	TEAM	GP	GS	MIN	AVG	FG	FGA	PCT	3FG	3FGA	PCT	FT	FTA	PCT	REBOUNDS		TOT	AVG	AST	PF	STL	TO	BLK	PTS	AVG
															OFF	DEF									
2004-05	DAL	76	19	1173	15.4	157	366	.429	44	131	.336	78	103	.757	28	74	102	1.3	169	139	77	82	19	436	5.7
2005-06	DAL	56	4	1275	22.8	190	405	.469	5	21	.238	169	236	.716	26	99	125	2.2	177	121	53	84	16	554	9.9
2006-07	DAL	80	61	2081	26.0	292	593	.492	14	50	.280	215	261	.824	45	151	196	2.5	296	242	96	146	21	813	10.2
2007-08	DAL/NJ	64	61	2022	31.6	321	693	.463	56	167	.335	248	301	.824	28	145	173	2.7	369	190	90	161	10	946	14.8
2008-09	NJ	69	69	2494	36.1	455	1039	.438	64	220	.291	496	605	.820	30	201	231	3.3	476	164	114	212	13	1470	21.3
2009-10	NJ	64	61	2221	34.7	356	884	.403	60	217	.276	308	386	.798	24	179	203	3.2	423	178	79	181	18	1080	16.9
2010-11	NJ/UTA	71	70	2254	31.7	343	813	.422	58	180	.322	335	402	.833	17	152	169	2.4	503	163	70	207	7	1079	15.2
2011-12	UTA	63	63	1741	27.6	241	542	.445	77	213	.362	156	209	.746	12	100	112	1.8	316	136	64	122	13	715	11.3
2012-13	ATL	58	34	1421	24.5	194	443	.438	77	230	.335	112	154	.727	6	110	116	2.0	197	103	64	88	13	577	9.9
2013-14	DAL	40	0	818	20.5	96	254	.378	31	101	.307	92	115	.800	8	77	85	2.1	178	72	28	59	2	315	7.9
2014-15	DAL	76	3	1685	22.2	219	524	.418	95	266	.357	132	162	.815	13	122	135	1.8	237	147	78	85	14	665	8.8
2015-16	DAL	64	0	1280	20.0	167	374	.447	52	158	.329	101	140	.721	18	120	138	2.2	118	124	60	66	13	487	7.6
2016-17	DAL	65	0	1087	16.7	136	341	.399	58	177	.328	107	129	.829	11	116	127	2.0	136	101	43	57	7	437	6.7
2017-18	DAL/DEN	71	1	1340	18.9	187	454	.412	79	227	.348	142	170	.835	12	115	127	1.8	152	158	47	76	12	595	8.4
TOTAL		917	446	22892	25.0	3354	7725	.434	770	2358	.327	2691	3373	.798	278	1761	2039	2.2	3747	2038	963	1626	178	10169	11.1

PLAYOFF STATISTICS

YEAR	TEAM	GP	GS	MIN	AVG	FG	FGA	PCT	3FG	3FGA	PCT	FT	FTA	PCT	REBOUNDS		TOT	AVG	AST	PF	STL	TO	BLK	PTS	AVG
															OFF	DEF									
2004-05	DAL	9	0	80	8.9	7	16	.438	2	6	.333	6	9	.667	0	11	11	1.2	11	5	4	10	1	22	2.4
2005-06	DAL	23	15	558	24.3	82	171	.480	0	8	.000	52	74	.703	15	24	39	1.7	50	69	18	42	3	216	9.4
2006-07	DAL	6	6	163	27.2	31	63	.492	3	10	.300	14	19	.737	1	11	12	2.0	30	23	6	9	1	79	13.2
2011-12	UTA	4	4	120	30.0	19	48	.396	4	15	.267	10	14	.714	0	6	6	1.5	15	14	3	12	2	52	13.0
2012-13	ATL	6	6	225	37.5	23	63	.365	5	25	.200	17	25	.680	2	15	17	2.8	22	18	10	12	1	68	11.3
2013-14	DAL	7	0	176	25.1	31	66	.470	11	25	.440	7	8	.875	1	16	17	2.4	27	13	2	11	2	80	11.4
2014-15	DAL	4	0	74	18.5	8	23	.348	0	11	.000	8	9	.889	1	7	8	2.0	4	10	2	4	0	24	6.0
2015-16	DAL	5	0	121	24.2	15	30	.500	4	13	.308	5	10	.500	1	13	14	2.8	8	16	3	3	0	39	7.8
TOTAL		64	31	1517	23.7	216	480	.450	29	113	.257	119	168	.708	21	103	124	1.9	167	168	48	103	10	580	9.1

ALL-STAR STATISTICS

YEAR	TEAM	GP	GS	MIN	AVG	FG	FGA	PCT	3FG	3FGA	PCT	FT	FTA	PCT	REBOUNDS		TOT	AVG	AST	PF	STL	TO	BLK	PTS	AVG
															OFF	DEF									
2008-09	EAST	1	0	17	17.0	3	6	.500	0	1	.000	0	0	---	1	1	2	2.0	0	0	0	0	0	6	6.0
TOTAL		1	0	17	17.0	3	6	.500	0	1	.000	0	0	---	1	1	2	2.0	0	0	0	0	0	6	6.0



#6 | DEANDRE JORDAN

PROFILE

POSITION CENTER

BORN 07/21/1988

HEIGHT/WEIGHT 6'11" | 265 LBS

YEARS PRO 10 YEARS

FROM TEXAS A&M/USA

CAREER HIGHS

REGULAR SEASON

PTS	30	AT BOSTON	2/14/18
FGM	12	3 TIMES	
FGA	15	3 TIMES	
3FGM	1	AT DALLAS	3/13/15
3FGA	1	11 TIMES	
FTM	12	5 TIMES	
FTA	34	VS. PORTLAND	11/30/15
OR	12	VS. MINNESOTA	12/6/17
DR	20	2 TIMES	
REB	27	AT DALLAS	2/9/15
AST	6	AT L.A. LAKERS	12/25/16
BLK	9	AT SACRAMENTO	11/29/13
STL	5	VS. PORTLAND	11/8/14
MIN	45	2 TIMES	

PLAYOFFS

PTS	26	VS. HOUSTON	5/10/15
FGM	9	2 TIMES	
FGA	12	VS. UTAH	4/30/17
3FGM	0		
3FGA	1	AT UTAH	4/23/17
FTM	14	VS. HOUSTON	5/10/15
FTA	34	VS. HOUSTON	5/10/15
OR	8	AT PORTLAND	4/29/16
DR	17	AT GOLDEN STATE	5/1/14
REB	22	AT GOLDEN STATE	4/24/14
AST	5	2 TIMES	
BLK	5	3 TIMES	
STL	4	2 TIMES	
MIN	45	VS. GOLDEN STATE	4/19/14

2017-18

PTS	30	AT BOSTON	2/14/18
FGM	11	2 TIMES	
FGA	15	VS. OKLAHOMA CITY	1/4/18
3FGM	0		
3FGA	0		
FTM	9	VS. BROOKLYN	3/4/18
FTA	16	VS. CLEVELAND	3/9/18
OR	12	VS. MINNESOTA	12/6/17
DR	18	VS. PHOENIX	12/20/17
REB	24	AT L.A. LAKERS	10/19/17
AST	5	AT CHICAGO	3/13/18
BLK	3	4 TIMES	
STL	4	AT BOSTON	2/14/18
MIN	40	AT CLEVELAND	11/17/17





CAREER TRANSACTIONS

Selected by the L.A. Clippers in the second round (35th overall pick) of the 2008 NBA Draft...re-signed by the L.A. Clippers (7/9/15)...signed by Dallas (7/6/18).

PROFESSIONAL CAPSULE

Holds career averages of 9.4 points, 10.7 rebounds, 1.7 blocks and 28.1 minutes in 750 games (638 starts) with the L.A. Clippers...is the NBA's all-time leader in career FG% (.673, 2,860-4,252 FGs)...NBA All-Star (2017)...All-NBA First Team (2016)...All-NBA Third Team (2017, 2015)...NBA All-Defensive First Team (2015, 2016)...Olympic gold medalist (2016)...only player in NBA history with 2-or-more seasons shooting 70%+ from the field...his 71.4% FG% in 2016-17, 71.0% FG% in 2014-15 and 70.3% FG% in 2015-16 are the 2nd, 3rd and 4th-highest single-season marks in NBA history (W. Chamberlain, 1972-73 – 72.7%)...led the NBA in FG% in 5 consecutive seasons from 2012-17, joining Wilt Chamberlain (1964-69) and Shaquille O'Neal (1997-02) as the only players in NBA history to lead the league in FG% at least 5 years in a row...saw his run of 5 straight seasons atop the league in FG% come to an end in 2017-18 when he shot 64.5% from the floor, narrowly finishing 2nd behind Clint Capela (65.2%)...has produced 4 seasons in which he grabbed 1,000+ rebounds and shot 65%+ from the field (2013-17)...the only other players in NBA history to accomplish the feat are Wilt Chamberlain (twice) and Rudy Gobert (once)...has finished in the top 3 in rebounds per game in each of the last 5 seasons (2013-18) and in the top 3 in dunks in each of the last 8 (2010-18)...led the NBA in dunks in 4 straight seasons from 2013-17, before finishing 1 shy of the league lead in 2017-18 (C. Capela, 2017-18 – 213; D. Jordan, 2017-18 – 212)...led the NBA in FG% and rebounds per game for both the 2013-14 (67.6% FG% and 13.6 rpg) and 2014-15 (71.0% FG% and 15.0 rpg) seasons...only Jordan, Dwight Howard and Wilt Chamberlain have finished a season atop the league in both categories...has played in at least 77 games in 7 of his last 8 seasons...started all 82 games in 3 consecutive seasons from 2012-15...has appeared as a starter in each of his last 550 games (4/8/11-4/11/18), with his last appearance as a reserve occurring at OKC (4/6/11)...shot 50%+ from the field in 40 consecutive games (11/29/14-2/19/15), the longest streak in NBA history...owns Clippers franchise records for games played (750), offensive rebounds (2,435), defensive rebounds (5,553), total rebounds (7,988), blocks (1,277) and FG% (67.3%)...set a Clippers franchise record with 13 games of 20+ rebounds in 2014-15...also set Clippers single-season franchise record with 1,226 rebounds in 2014-15...became the Clippers' all-time leading rebounder at GS (11/4/15), surpassing Elton Brand (4,710)...became the Clippers' franchise all-time leader in blocked shots at ORL (12/14/16), surpassing Benoit Benjamin (1,117)...became the Clippers' all-time leader in games played at MEM (1/26/18), passing Randy Smith (715)...owns the Clippers record for consecutive games played with 360 (3/25/11-1/10/16).

SEASON HIGHLIGHTS

2017-18: Averaged 12.0 points, career-high 15.2 rebounds, career-high 1.5 assists, 0.9 blocks and 31.5 minutes in 77 games (all starts) while shooting 64.5% (373-578 FGs) from the field...led the league in defensive rebound percentage (37.6%) and total rebound percentage (26.5%)...ranked 2nd in the NBA in rebounds per game (15.2), FG% (64.5%) and dunks (212)...also finished 35th in the league in blocks per game (0.9)...recorded 46 double-doubles on the season – the 7th-most in the NBA in 2017-18...3 20-point, 20-rebound games...1 game with 30+ points...7 games with 20+ points (Clippers were 5-2 in such games)...51 games with 10+ points...13 games with 20+ rebounds...grabbed 10+ rebounds in 66 of his 77 games...5 games with 3+ blocks...20 games with 2+ blocks...14 points (5-10 FGs, 4-4 FTs) and season-high 24 rebounds in 32 minutes at LAL (10/19/17)...20 points (10-12 FGs), 22 rebounds and 3 blocks in 40 minutes at CLE (11/17/17)...18 points (8-12 FGs, 2-3 FTs) and 21 rebounds (12 OR) in 34 minutes vs. MIN (12/6/17)...16 points (8-13 FGs), 20 rebounds, 3 assists, 2 steals and 2 blocks in 36 minutes at ORL (12/13/17)...appeared in his 700th career game at WAS (12/15/17), joining Randy Smith (715) as the only 2 Clippers in franchise history to play in 700+ games...15 points (5-7 FGs, 5-6 FTs), 20 rebounds and 2 blocks in 33 minutes at HOU (12/22/17)...26 points (10-15 FGs, 6-7 FTs) and 17 rebounds in 38 minutes vs. OKC (1/4/18)...25 points (10-13 FGs, 5-8 FTs) and 18 rebounds in 34 minutes vs. ATL (1/8/18)...became the Clippers' all-time leader in games played at MEM (1/26/18), passing Randy Smith (715) with his 716th career appearance...career-high 30 points (11-14 FGs, 8-9 FTs) to go with 13 rebounds, 3 assists and season-high 4 steals in 32 minutes at BOS (2/14/18)...19 points (9-11 FGs, 1-2 FTs), 20 rebounds, 3 assists and 2 blocks in 28 minutes vs. NY (3/2/18)...20 points (6-12 FGs, 8-16 FTs) and 23 rebounds in 34 minutes vs. CLE (3/9/18)...29 points (11-12 FGs, 7-12 FTs), 18 rebounds, season-high 5 assists and 2 blocks in 38 minutes at CHI (3/13/18)...25 points (9-13 FGs, 7-12 FTs), 22 rebounds and 4 assists in 37 minutes at MIL (3/21/18). **2016-17:** Appeared in 81 games (all starts) and averaged career-high-tying 12.7 points, 13.8 rebounds, 1.2 assists and 1.7 blocks in 31.7 minutes while shooting league-best 71.4% (412-577 FGs) from the field...his 71.4% in 2016-17 stands as the 2nd-highest single-season mark in NBA history (W. Chamberlain, 1972-73 – 72.7%)...also led the league in dunks (253) and 20-rebound efforts (10)...the Clippers were 7-3 in 2016-17 when he pulled down 20+ boards...named an All-Star for the 1st time in his career...also garnered All-NBA Third Team honors...ranked 3rd in the NBA in rebounds per game (13.8), 7th in blocks per game (1.7) and T-12th in double-doubles (41)...led or tied for the team lead in rebounds 68 times, blocks 55 times and scoring 6 times...2 20-point, 20-rebound games...career-high 12 games with 20+ points...50 games with 10+ points...67 games with 10+ boards...played in 600th career game vs. POR (11/9/16), joining Randy Smith (715) and Eric Piatkowski (616) as the only players in LAC franchise history to appear in 600+ games...became Clippers franchise all-time leader in blocked shots at ORL (12/14/16), passing Benoit Benjamin (1,117)...dished out 6 assists at LAL (12/25/16), his most in any career professional or collegiate game...13 points, season-high 25 rebounds and 2 blocks in 39 minutes at NO (12/28/16)...his 25 boards at NO (12/28/16) were tied for the most in an NBA game in 2016-17 (Hassan Whiteside - 11/15/16 vs. ATL; Rudy Gobert - 1/20/17 at DAL (OT))...he had 10 points and 11 boards in the 1st period alone at NO (12/28/16) (his 1st career 1st-quarter double-double), becoming the first NBA player in 2016-17 to log a double-double in the opening quarter...led the NBA in rebounds per game (15.8) in the month of January...scored 24 points on a career-high 12 made field goals vs. LAL (1/14/17)...shot 92.3% (12-13 FGs) from the field vs. LAL (1/14/17), his highest in any career game with 10+ FGA...season-high 29 points (12-15 FGs), including career-high tying 12 made field goals, to go with 16 rebounds, 2 assists and 2 blocks in 39 minutes vs. MIN (1/19/17)...participated in the 2017 Verizon Slam Dunk at All-Star Weekend in New Orleans...Jordan was the first Clippers player to participate in the Slam Dunk contest since Eric Bledsoe in 2013...made 1st All-Star appearance on 2/19/17 and finished with 6 points, 3 rebounds and 2 assists in 13 minutes...surpassed 6,500 career rebounds vs. CHA (2/26/17), becoming the 2nd-fastest to the mark among active players (Dwight Howard - 514 games) and 17th-fastest among all players since 1983-84...passed Ron Harper (5,853) for 10th on the Clippers' all-time scoring leaderboard vs. HOU (3/1/17)...surpassed 18,000 career minutes vs. CHI (3/4/17), becoming the second player in Clippers franchise history to reach the mark (Randy Smith - 24,393)...missed 1 game due to rest (3/16/17). **2015-16:** Played in 77 games (all starts) and averaged career-high 12.7 points, 13.8 rebounds, 1.2 assists and 2.3 blocks while shooting league-high 70.3% (357-508 FGs) from the field...his 70.3% in 2015-16 stands as the 4th-highest single-season mark in NBA history (W. Chamberlain, 1972-73 – 72.7%; D. Jordan, 2016-17 – 71.4%; D. Jordan, 2014-15 – 71.0%)...earned All-NBA First Team and NBA All-Defensive First Team honors...led the league in dunks (227), and ranked 2nd in the NBA in both rebounds per game (13.8) and blocks



per game (2.3)...led the Clippers in rebounds 72 times, blocks 52 times, minutes 33 times and points 7 times...recorded a career-high 49 double-doubles, which ranked T-4th (J. Wall) in the NBA (A. Drummond – 66, R. Westbrook – 54, K. Towns – 51)...7 games with 20+ points (Clippers were 6-1 in those games)...55 games with 10+ points...7 games with 20+ rebounds (5-2 record in such games)...68 games with 10+ boards...sat out due to illness vs. MIA (1/13/16), missing first game since 3/23/11 and ending NBA-leading streak of 360 consecutive games played...scored 10+ points in 17 consecutive games (vs. BKN 2/29/16-vs. WAS 4/3/16), the longest streak of his career...posted 15+ points in 4 consecutive games (vs. OKC 3/2/16-at OKC 3/9/16), the longest such streak of his career...recorded 4,711th career rebound at GS (11/4/15), surpassing Elton Brand as the Clippers all-time franchise leader...posted only 20-20 game of 2015-16 with season-high 23 points (6-7 FGs, 11-19 FTs) to go with 20 rebounds, 2 steals and 2 blocks in 38 minutes at DAL (3/7/16)...surpassed 5,000 career points at GS (3/23/16), becoming the 14th player in Clippers franchise history to reach the mark...season-high-tying 23 points (8-8 FGs, 7-13 FTs), including perfect 8-of-8 from the field, at HOU (3/16/16)...his 8-of-8 mark at HOU (3/16/16) was tied for his most makes without a miss in any game of his career. **2014-15:** Started all 82 games for the 3rd straight season, and averaged 11.5 points, league-high 15.0 rebounds, 1.0 steal and 2.2 blocks in 34.4 minutes while shooting league-best 71.0% (379-534 FGs) from the field...became the 3rd player in NBA history to average 11+ points and 14.5+ rebounds in less than 35 minutes per game (M. Stokes – 1955-56 and R. Kerr – 1961-62)...his 71.0% FG% stands as the 3rd-highest single-season mark in NBA history (W. Chamberlain, 1972-73 – 72.7%; D. Jordan, 2016-17 – 71.4%)...in addition to leading the NBA in FG% (71.0%) and rebounds per game (15.0), also led the league in defensive rebound percentage (32.4%), total rebound percentage (24.5%), defensive win shares (5.4), dunks (252), 20-rebound games (13) and 10-rebound games (75)...his NBA-leading 13 games with 20+ rebounds were the most by a Clipper in a single season...ranked 4th in the NBA in blocks per game (2.2)...named All-NBA Third Team and NBA All-Defensive First Team...finished the season as 1 of 13 players to average a double-double...recorded 47 double-doubles on the year, which ranked T-3rd (D. Cousins) in the NBA (P. Gasol – 54; A. Drummond – 48)...set franchise record for rebounds in a season (1,226), passing Swen Nater (1,216)...produced 29 games with 17+ rebounds, the 3rd-most by any player in a single-season since 1985-86...posted 2nd consecutive season with 1,000+ rebounds and 65%+ FG%...only he and Wilt Chamberlain (2 times) have accomplished the feat...4 20-point, 20-rebound efforts (L.A. was 3-1 in those games)...7 games with 20+ points (Clippers were 5-2 in those contests)...41 games with 10+ points...62 games with 10+ boards...among starting centers in the NBA, ranked 1st in blocks (183) and 3rd in steals (81)...shot 88.4% from the field over a 6-game stretch (1/14/15 -1/25/15), the highest FG% of any player in a 6-game span in the shot-clock era (40+ FGA)...recorded 3 games with 20+ points and 20+ rebounds in a 10-day span (2/2/15, 2/9/15, 2/11/15)...recorded 14+ rebounds in 19 consecutive games (2/8/15-3/9/15), the longest streak in the NBA since 1992-93 (D. Rodman – 24)...registered 15+ rebounds in 10 straight games (2/9/15 -3/4/15), the longest streak in Clippers history...collected 201 rebounds in a 10-game span (2/9/15 -3/4/15), joining Ben Wallace and Dennis Rodman as the only players to record 200+ rebounds in a 10-game stretch since 1994-95...became 1 of only 3 players since 1985-86 (A. Drummond, K. Willis) to average 16+ points and 17+ rebounds in a single month (16.0 ppg and 17.2 rpg in Feb. 2015). **2013-14:** Started all 82 games for the 2nd straight season, and averaged 10.4 points, 13.6 rebounds and career-high 2.5 blocks in 35.0 minutes while shooting league-best 67.6% (348-515 FGs) from the field...was the only Clipper to appear in all 82 games and 1 of only 5 NBA players to start every game...was 1 of 11 players in the league to average a point-rebound double-double on the season...in addition to leading the NBA in FG% (67.6%), also led the league in dunks (245) and games with 12+ rebounds (60)...42 double-doubles (2nd on the Clippers, T-8th in the NBA)...4 games with 20+ points (L.A. was 3-1 in such games)...4 games with 20+ rebounds...27 games with 16+ boards (in his previous 5 NBA seasons, he had just 7 games with 16+ boards and never had more than 3 in a single season)...had the 5th-largest improvement in rebounds per game from 1 year to the next in the NBA since 1951-52 (min. 75% of team games and 7.0 rebounds per game each year), as he went from averaging 7.2 rpg in 2012-13 to 13.6 rpg in 2013-14 (+6.4)...led the Clippers in rebounds 67 times, blocks 67 times, steals 16 times and points once...finished 5th all-time on the franchise single-season rebounding list (1st in L.A. Clippers history)...recorded 10+ rebounds and at least 1 block for the 22nd consecutive game on 1/24/14, surpassing Hakeem Olajuwon for the 2nd-longest streak in NBA history (K. Abdul-Jabbar – 24)...grabbed season-high 24 rebounds in a 114-104 win at MIN (3/31/14)...appeared in his 240th consecutive game on 4/16/14. **2012-13:** Started all 82 games and averaged 8.8 points, 7.2 rebounds and 1.4 blocks in 24.5 minutes while shooting league-high 64.3% (314-488 FGs) from the field...was 1 of 2 Clippers (Lamar Odom) to appear in all 82 games and 1 of only 15 players in the NBA to start every game...his 64.3% FG% surpassed James Donaldson's Clipper record of 63.7% set in 1984-85...finished 3rd in the NBA in dunks (179) and 16th in blocks per game (1.4)...led the team in rebounding 25 times and blocks 37 times...12 double-doubles...3 games with 20+ points (Clippers were 3-0 in such games)...23 games with 10+ rebounds...season-high 21 points at POR (11/18/12)...season-best 7 blocks vs. CHI (11/1/12). **2011-12:** Averaged 7.4 points, 8.3 rebounds, 2.0 blocks and 27.2 minutes in 66 games (all starts) while shooting 63.2% (206-326 FGs) from the floor...among NBA leaders, ranked 4th in blocks per game (2.0)...finished season as 1 of only 3 players in NBA to average 7.0+ points, 8.0+ rebounds and 2.0+ blocks per game...1 of just 2 players in NBA (Tyson Chandler) with more than 315 FGA while shooting over 63%...finished 3rd in the NBA with 141 dunks...Clippers leader in blocks and FG%...2nd on team in total rebounds...led Clippers in blocks 42 times and rebounds 22 times...8 double-doubles...19 games with 10+ points...24 games with 10+ rebounds...5 games with 5+ blocks...25 games with 3+ blocks...season-high 8 blocks at GS (12/25/11). **2010-11:** Averaged 7.1 points, 7.2 rebounds, 1.8 blocks and 25.6 minutes in 80 games (66 starts)...shot a team-high 68.6% (234-341 FGs) from the field...finished 3rd in the NBA with 158 dunks...owned the highest FG% of any player in NBA with over 300 FGA...ranked 10th in NBA in blocks per game (1.8) and 36th in rebounds per game (7.2)...led Clippers in blocks 47 times, rebounds 17 times and steals 10 times...8 double-doubles...1 game with 20+ points...19 games with 10+ points...1 game with 20+ rebounds...18 games with 10+ rebounds...14 points, 20 rebounds, 3 assists and 6 blocks in 41 minutes vs. DEN (1/5/11). **2009-10:** Averaged 4.8 points, 5.0 rebounds, 0.9 blocks and 16.2 minutes in 70 games (12 starts) while shooting 60.5% (144-238 FGs) from the field...8 double-doubles...1 game with 20+ points...11 games with 10+ points...10 games with 10+ rebounds...season-high 23 points (9-11 FGs, 5-9 FTs) to go with 7 rebounds and 3 blocks in 37 minutes at MEM (1/12/10). **2008-09:** As a rookie, averaged 4.3 points, 4.5 rebounds, 1.1 blocks and 14.5 minutes in 53 games (13 starts)...shot 63.3% (93-147 FGs) from the field...3 double-doubles...2 games with 20+ points...4 games with 10+ points...1 game with 20+ rebounds...7 games with 10+ rebounds...led Clippers in rebounds 10 times and blocks 16 times...in 2nd career start, 1st career double-double with season-high 23 points (11-12 FGs, 1-2 FTs) to go with 12 rebounds and 4 blocks in 43 minutes vs. LAL (1/21/09)...in 4th career start, 8 points and season-high 20 rebounds at GS (1/25/09)...became 1 of only 3 then-active players to have a 20-rebound game in 1 of first 4 career starts, joining Shaquille O'Neal, Tim Duncan and Aaron Gray...2nd double-double with 15 points (4-4 FGs, 7-13 FTs), 12 rebounds and 3 blocks in 40 minutes at POR (2/22/09)...21 points (8-8 FGs, 5-9 FTs), 8 rebounds and 2 blocks in 25 minutes at DEN (4/4/09)...3rd double-double with 16 points (7-12 FGs, 2-6 FTs), 11 rebounds, 2 assists, 3 steals and 3 blocks in 29 minutes at UTA (4/13/09)

PLAYOFF CAPSULE

Holds averages of 9.8 points, 11.3 rebounds, 2.0 blocks and 31.2 minutes in 57 career playoff games (all starts)...has shot 66.2% (202-305 FGs)



from the field in the postseason...24 career playoff double-doubles. 2017: In 7 first round games (all starts) vs. UTA, averaged playoff career-high 15.4 points to go with 14.4 rebounds in 37.7 minutes...shot 70.5% (43-61 FGs) from the field...recorded a double-double in all 7 games...made a postseason career-high 9 field goals in Games 2 and 7...18 points (9-11 FGs) and 15 rebounds in 35 minutes in Game 2 vs. UTA (4/18/17)... playoff-high 24 points (9-12 FGs) to go with playoff-high-tying 18 rebounds in 40 minutes in Game 7 vs. UTA (4/30/17). 2016: In 6 first round games (all starts) vs. POR, averaged 11.7 points and playoff career highs of 16.3 rebounds and 2.7 blocks in 33.0 minutes while shooting 63.2% (24-38 3FGs) from the floor...became 1 of 8 players in league history to average 16.0+ rebounds in a single postseason (K. Abdul-Jabbar, K. Garnett, D. Jordan, B. Lanier, M. Malone – 3 times, J. O’Neal, D. Rodman and B. Wallace – 2 times)...collected at least 12 rebounds in all 6 games, including 15+ boards in each of the last 5...4 double-doubles. 2015: In 14 games (all starts) against SA and HOU, averaged 13.1 points, 13.4 rebounds and 2.4 blocks in 34.5 minutes while shooting 71.6% (58-81 FGs) from the floor...became 1st player in NBA Playoff history to average 13+ rebounds and shoot 70%+ from the field in a single postseason...8 double-doubles...3 games with 20+ points...pulled down 11+ boards in 12 of the 14 games...postseason career-high 26 points to go with 17 rebounds in Game 4 vs. HOU (5/10/15), becoming the only player since 1985 to record 25+ points and 15+ rebounds in 30-or-fewer minutes in a playoff game. 2014: In 13 games (all starts) against GS and OKC, averaged 9.6 points, 12.5 rebounds, 2.5 blocks and 34.0 minutes while shooting playoff career-best 73.0% (46-63 FGs) from the field...5 double-doubles...set a franchise postseason record with playoff career-high 22 rebounds in Game 3 vs. GS (4/24/14). 2013: In 6 first round games (all starts) vs. MEM, averaged 3.7 points, 6.3 rebounds, 1.7 blocks and 24.1 minutes. 2012: In 11 games (all starts) against MEM and SA, averaged 4.5 points, 5.3 rebounds, 1.6 blocks and 22.6 minutes...shot 52.5% (21-40 FGs) from the floor.

INTERNATIONAL CAPSULE

SUMMER 2018: Participated in the Team USA minicamp in Las Vegas. SUMMER 2016: Won a Gold Medal as a member of Team USA at the 2016 Summer Olympics in Rio De Janeiro, starting at center in the Gold Medal game...in 8 games (3 starts), averaged 7.4 points, 6.1 rebounds and 1.1 blocks in 17.3 minutes...was a teammate of Mavericks forward Harrison Barnes on Team USA. SUMMER 2007: Participated as a member of Team USA in 2007 U-19 World Championships in Serbia...averaged 5.3 points and 2.7 rebounds in 9 games...was a member of the USA Basketball Junior National Select Team that defeated the World Select Team at the 2007 Nike Hoop Summit held in Memphis, Tennessee.

COLLEGE CAPSULE

2007-08: In lone season at Texas A&M, averaged 7.9 points, team-high 6.0 rebounds, 1.3 blocks and 20.1 minutes in 35 games (21 starts) while shooting a team-best 61.7% FG% from the field...earned Big 12 All-Rookie Team honors...13 games with 10+ points...6 games with 10+ rebounds.

PERSONAL CAPSULE

Full name is Hyland DeAndre Jordan, Jr....has a son, Jaden, born in 2015...hometown is Bellaire, Texas...brother Cory was a pitcher in the New York Yankees organization, brother Avery was an offensive lineman at the University of New Mexico and brother Brett was an offensive lineman at Colorado State University...attended Episcopal High School (Bellaire, Texas) through his junior year...transferred to Christian Life Center Academy (Kingwood, Texas) for his senior season...as a senior, averaged 26.1 points, 15.2 rebounds and 8.1 blocks...at Christian Life Center, set the school record for most blocks in a game with 20...named third-team Parade All-American and first-team All-Greater Houston squad by the Houston Chronicle...took part in the Clippers Teamwork at the Table Thanksgiving event at St. Joseph Center in Venice where he helped distribute food baskets and turkeys to over 300 families during the 2015-16 season...participated, in conjunction with California Endowment, to open refurbished playground and basketball courts as part of the Clippers FIT Campus Program during the 2013-14 season...participated in Mastro’s Celebrity Server Dinner with the CP3 Foundation, benefiting LA’s Afterschool Programs and Leaps n Boundz...hosted a basketball clinic at a local elementary school in October 2014...hosted local youth from Houston when the Clippers played in Houston during the past few seasons and participated in postgame meet and greet with the group of 50...worked with the Salvation Army Siermon Family Youth and Community Center to distribute gifts to children during the holiday season...hosted local youth at home games every season as part of his PlayerZonewon the 2012-13 “Social/Slam Award” at the NBA’s annual Social Media Awards for his dunk over Brandon Knight on 3/10/13...named an Official Honoree in the Sports Category for the 13th Annual Webby Awards, for his “Jordan’s Journal” blog on Clippers.com during the 2008-09 season...lists Tupac as his favorite musician...his biggest style influences are Kanye West, Wiz Khalifa and Jimi Hendrix...has appeared on Lip Sync Battle on Spike TV alongside actress Sarah Hyland...has appeared on Jimmy Kimmel’s Mean Tweets...made a cameo in the 2015 movie Teenage Mutant Ninja Turtles: Out of the Shadows...on Twitter @DeAndre.

REGULAR SEASON STATISTICS

Table with 23 columns: YEAR, TEAM, GP, GS, MIN, AVG, FG, FGA, PCT, 3FG, 3FGA, PCT, FT, FTA, PCT, REBOUNDS (OFF, DEF, TOT, AVG, AST, PF, STL, TO, BLK, PTS, AVG)

PLAYOFF STATISTICS

Table with 23 columns: YEAR, TEAM, GP, GS, MIN, AVG, FG, FGA, PCT, 3FG, 3FGA, PCT, FT, FTA, PCT, REBOUNDS (OFF, DEF, TOT, AVG, AST, PF, STL, TO, BLK, PTS, AVG)

ALL-STAR STATISTICS

Table with 23 columns: YEAR, TEAM, GP, GS, MIN, AVG, FG, FGA, PCT, 3FG, 3FGA, PCT, FT, FTA, PCT, REBOUNDS (OFF, DEF, TOT, AVG, AST, PF, STL, TO, BLK, PTS, AVG)



#42 | MAXI KLEBER

PROFILE

POSITION FORWARD

BORN 1/29/1992

HEIGHT/WEIGHT 6'11" | 240 LBS

YEARS PRO 1 YEAR

FROM BAYERN MUNICH/GERMANY

CAREER HIGHS

REGULAR SEASON

PTS	21	AT SAN ANTONIO	12/16/17
FGM	9	AT SAN ANTONIO	12/16/17
FGA	11	VS. BROOKLYN	11/29/17
3FGM	3	2 TIMES	
3FGA	5	4 TIMES	
FTM	4	VS. UTAH	3/22/18
FTA	4	2 TIMES	
OR	5	AT PHOENIX	1/31/18
DR	8	AT SACRAMENTO	3/27/18
REB	10	AT PHILADELPHIA	4/8/18
AST	4	VS. PHOENIX	12/18/17
BLK	5	2 TIMES	
STL	3	AT DENVER	1/27/18
MIN	35	AT DENVER	1/27/18

PLAYOFFS

PTS	N/A
FGM	N/A
FGA	N/A
3FGM	N/A
3FGA	N/A
FTM	N/A
FTA	N/A
OR	N/A
DR	N/A
REB	N/A
AST	N/A
BLK	N/A
STL	N/A
MIN	N/A

2017-18

PTS	21	AT SAN ANTONIO	12/16/17
FGM	9	AT SAN ANTONIO	12/16/17
FGA	11	VS. BROOKLYN	11/29/17
3FGM	3	2 TIMES	
3FGA	5	4 TIMES	
FTM	4	VS. UTAH	3/22/18
FTA	4	2 TIMES	
OR	5	AT PHOENIX	1/31/18
DR	8	AT SACRAMENTO	3/27/18
REB	10	AT PHILADELPHIA	4/8/18
AST	4	VS. PHOENIX	12/18/17
BLK	5	2 TIMES	
STL	3	AT DENVER	1/27/18
MIN	35	AT DENVER	1/27/18





CAREER TRANSACTIONS

Not drafted by an NBA franchise...played in Germany (2009-14)...played in Spain (2014-15)...played in Germany (2015-17)...signed by Dallas (7/13/17).

2017-18 SEASON

As a rookie with DAL, averaged 5.4 points, 3.3 rebounds, 0.7 blocks and 16.8 minutes in 72 games (35 starts)...shot 48.9% (151-309 FGs) from the field, 31.3% (40-128 3FGs) from 3-point range and 74.6% (44-59 FTs) from the FT line...among all NBA rookies, ranked 5th in FG% (.489, 151-of-309) and 8th in blocks (0.7 bpg)...recorded 47 blocks, the 7th-highest total by a Mavericks rookie in franchise history...as a starter, averaged 6.3 points, 3.8 rebounds, 0.9 blocks and 20.8 minutes while shooting 50.0% (89-178 FGs) from the field...1 double-double (point/rebound)...1 game with 20+ points...4 games with 15+ points...12 games with 10+ points...1 game with 10+ rebounds...8 games with 7+ rebounds...2 games with 5+ blocks (1 of 2 Mavericks with a 5-block game in 2017-18 - Salah Mejri also had 2)...4 games with 3+ blocks...9 games with 2+ blocks...made NBA debut at HOU (10/21/17) and had 5 points (2-3 FGs, 1-2 FTs), 1 rebound, 1 assist and 1 steal in 12 4th-quarter minutes...in 5th career game, 1st career double-figure scoring effort with 11 points (perfect 4-4 FGs, 1-1 3FGs, 2-2 FTs), 3 rebounds and 2 steals in 21 minutes at LAC (11/1/17)...made 27 straight starts from 11/17/17-1/9/18, beginning with the game vs. MIN (11/17/17)...7 points (3-6 FGs, 1-2 3FGs) and 5 rebounds in 21 minutes vs. OKC (11/25/17)...16 points (7-11 FGs, 2-4 3FGs), 7 rebounds (3 OR) and 1 block in 23 minutes vs. BKN (11/29/17) (he had 12 points, 6 boards and 1 block in the 1st quarter alone against the Nets)...13 points (5-8 FGs, 1-2 3FGs, 2-3 FTs), 5 rebounds, 1 assist, 1 steal and season-high (game-high) 5 blocks in 29 minutes at BOS (12/6/17)...Kleber, who accounted for all 5 of DAL's swats at BOS (12/6/17), had totaled 4 rejections all year prior to the game against the Celtics...7 points (3-6 FGs, 1-2 FTs), 5 rebounds and 1 block in 24 minutes at MIL (12/8/17)...16 points (6-9 FGs, 3-5 3FGs, 1-2 FTs), 5 rebounds and 1 block in 34 minutes at MIN (12/10/17)...season-high (team-high) 21 points (9-10 FGs, 3-4 3FGs) to go with 3 rebounds and game-high 3 blocks in 34 minutes at SA (12/16/17)...he became the first Mavericks rookie forward with a 20-point game since Dirk Nowitzki in 1998-99 (fellow rookie forward Johnathan Motley later posted 2 20-point efforts in DAL's final 3 games of the 2017-18 season)...6 points (3-10 FGs), 8 rebounds, season-high 4 assists, 2 steals and 1 block in 30 minutes vs. PHO (12/18/17)...15 points (6-9 FGs, 2-4 3FGs, 1-1 FTs), 8 rebounds, 2 assists, team-high 2 steals and season-high-tying (game-high) 5 blocks in 25 minutes vs. TOR (12/26/17) (he had 13 points, 5 rebounds and 4 blocks in the 1st half alone against the Raptors)...7 points (3-5 FGs, 1-1 FTs) and 5 rebounds in 15 minutes at OKC (12/31/17)...10 points (4-6 FGs, 2-3 3FGs), 3 assists and 1 steal in 16 minutes at POR (1/20/18)...8 points (2-6 FGs, 2-5 3FGs, 2-2 FTs), 4 rebounds, 3 assists, 3 steals and 2 blocks in season-high 35 minutes at DEN (1/27/18)...on 26th birthday, 9 points (4-6 FGs, 1-1 3FGs) in 15 minutes vs. MIA (1/29/18)...10 points (5-7 FGs), 3 rebounds and 2 assists in 20 minutes at HOU (2/11/18)...8 points (2-4 FGs, 1-2 3FGs, 3-4 FTs), 8 rebounds and 1 steal in 26 minutes vs. MEM (3/10/18)...9 points (2-3 FGs, 1-2 3FGs, 4-4 FTs), 3 assists and 1 block in 10 minutes vs. UTA (3/22/18)...10 points (3-6 FGs, 2-5 3FGs, 2-2 FTs), 6 rebounds and game-high 4 blocks in 24 minutes vs. MIN (3/30/18)...9 points (3-5 FGs, 2-3 3FGs, 1-2 FTs), team-high-tying 8 rebounds and game-high 2 blocks in 31 minutes vs. POR (4/3/18)...12 points (perfect 5-5 FGs, 2-2 3FGs) and 4 rebounds in 12 minutes at ORL (4/4/18)...7 points (3-4 FGs, 1-2 3FGs), 6 rebounds, 2 assists and 1 block in 16 minutes at DET (4/6/18)...1st career double-double with 11 points (5-8 FGs, 1-4 3FGs), season-high (team-high-tying) 10 rebounds (3 OR), 1 assist and 1 block in 20 minutes at PHI (4/8/18)...10 points (4-7 FGs, 2-4 3FGs), 2 rebounds and 1 block in 15 minutes vs. PHO (4/10/18)...recorded 10 DNP-CDs.

INTERNATIONAL CAPSULE

2016-17: Played for FC Bayern Munich (Germany)...in 37 BBL games, averaged 8.9 points, 5.3 rebounds, 1.8 assists and 1.2 blocks...in 17 EuroCup games, averaged 9.7 points, 6.6 rebounds and 1.4 assists...2017 German NBBL champion...2-time German BBL Player of the Week...German Bundesliga Cup Finalist...2017 BBL All-Star...All-BBL Second Team...All-EuroCup Second Team...2017 BBL Most Effective Player. SUMMER 2016: Member of German national team. 2015-16: Played for Bayern Munich (Germany)...in 24 BBL games, averaged 8.0 points, 4.9 rebounds, 1.5 assists and 1.4 blocks...in 4 EuroCup games, averaged 5.5 points, 3.8 rebounds and 1.3 assists...German Bundesliga Cup Finalist. SUMMER 2015: Member of German national team. 2014-15: Averaged 11.5 points and 6.5 rebounds in 33 games for Obradoiro CAB (Spain)...Eurobasket.com All-Spanish Liga Endesa Honorable Mention. SUMMER 2014: Competed for the German national team...in 5 games during the EuroBasket qualification rounds, averaged 11.8 points, 6.8 rebounds, 1.0 assist, 1.0 steal and 1.4 blocks. 2013-14: Averaged 9.9 points, 6.7 rebounds and 1.0 assist in 23 games for s. Oliver Wurzburg (Germany)...2014 BBL All-Star. SUMMER 2013: Member of the German national team. 2012-13: Played for s. Oliver Wurzburg (Germany). SUMMER 2012: Competed for the German U20 national team...also attended the Adidas EuroCamp in Treviso, Italy. 2011-12: Averaged 3.1 points and 1.2 rebounds in 26 games for s. Oliver Wurzburg (Germany). SUMMER 2011: Competed for the German U20 national team. 2010-11: Played in 2 games for s. Oliver Wurzburg (Germany), averaging 2.5 points...also played for TG 48 Wurzburg. 2009-10: Averaged 4.0 points and 1.4 rebounds in 13 games for s. Oliver Wurzburg (Germany). 2008-09: Averaged 2.9 points in 20 games for s. Oliver Wurzburg (Germany)...2009 Regionalliga South-East champion...Eurobasket.com All-Regionalliga South-East Newcomer of the Year.

PERSONAL CAPSULE

Hails from Wurzburg, Germany, the same hometown as Mavericks forward Dirk Nowitzki...full name is Maximilian Kleber...on Twitter @MaxiKleber.

REGULAR SEASON STATISTICS

Table with 22 columns: YEAR, TEAM, GP, GS, MIN, AVG, FG, FGA, PCT, 3FG, 3FGA, PCT, FT, FTA, PCT, REBOUNDS (OFF, DEF, TOT), AVG, AST, PF, STL, TO, BLK, PTS, AVG. Rows for 2017-18 and TOTAL.



#3 | DARYL MACON

PROFILE

POSITION GUARD

BORN 11/29/1995

HEIGHT/WEIGHT 6'3" | 185 LBS

YEARS PRO ROOKIE

FROM ARKANSAS/USA





CAREER TRANSACTIONS

Went undrafted in the 2018 NBA Draft...signed to a two-way contract by Dallas (7/30/18).

PROFESSIONAL CAPSULE

Summer 2018: Played for the Heat's summer league teams that competed in Sacramento and Las Vegas...in 2 games (both starts) in Sacramento, averaged 7.5 points, 2.5 rebounds, 7.5 assists and 1.5 steals...in 5 games (3 starts) in Las Vegas, averaged 8.0 points, 2.6 rebounds and 3.6 assists.

COLLEGE CAPSULE

Played his final 2 collegiate seasons at Arkansas after transferring from Holmes CC (Goodman, Miss.), where he was a 2-time NJCAA All-American selection...in his 2 seasons as a Razorback (2016-18), averaged 15.1 points, 2.8 rebounds, 3.1 assists, 1.1 steals and 28.0 minutes in 71 games (51 starts) while shooting 45.0% (315-700 FGs) from the field, 40.5% (150-370 3FGs) from 3-point range and 87.1% (290-333 FTs) from the FT line...named 2018 All-SEC First Team by the media and 2018 All-SEC Second Team by coaches. **2017-18:** As a senior at Arkansas, averaged 16.8 points (2nd on team), 2.9 rebounds, team-high 3.9 assists, team-high 1.0 steal and 30.9 minutes in 35 games (30 starts)...shot 44.7% (174-389 FGs) from the field, 42.1% (85-202 3FGs) from 3-point range and SEC-best 87.5% (154-176 FTs) from the FT line...named to coaches All-SEC Second Team...only player in the SEC to rank in the top 10 in FT% (1st), 3FG% (2nd), scoring average (5th), assists (6th) and FG% (8th)...went 36-of-37 (.973) from the FT line in the final minute and OT of games in 2017-18 (66-of-71, .930, in such situations in his career)...1 game with 30+ points...6 games with 25+ points (Razorbacks were 5-1 in such games)...14 games with 20+ points (17 in career)...30 games with 10+ points...5 games with 7+ assists...12 games with 5+ assists...27 points (7-13 FGs, 6-8 3FGs, 7-7 FTs), 5 rebounds and 2 steals in 34 minutes vs. Oklahoma (11/23/17)...25 points (8-14 FGs, 5-9 3FGs, 4-4 FTs), 3 rebounds, 5 assists and 3 steals in 30 minutes vs. Troy (12/16/17)...career-high 33 points (10-18 FGs, 5-9 3FGs, 8-8 FTs) to go with 3 rebounds and 3 assists in 41 minutes vs. Tennessee (12/30/17)...25 points (7-14 FGs, 5-10 3FGs, 6-6 FTs) in 33 minutes at Georgia (1/23/18)...he scored 25 of Arkansas' final 41 points at Georgia (1/23/18), including 16-of-17 in the 2 OT periods...named SEC Player of the Week on 1/29/18, becoming the 1st player in school history to earn the honor 3 times in 1 season and 4 times in a career...25 points (5-12 FGs, 3-7 3FGs, 12-13 FTs), 4 assists and 3 steals in 33 minutes vs. South Carolina (2/6/18)...he scored 20+ points in 17 consecutive games from 1/20-2/10/18, becoming the first Razorback since Corliss Williamson (1993-94) to record 7 straight 20-point efforts...17th career 20-point outing with game-high 26 points (8-16 FGs, 4-9 3FGs, 6-7 FTs) in 32 minutes vs. Kentucky (2/20/18)...eclipsed the 1,000 career point mark against Auburn (2/27/18), becoming the 42nd player overall in school history to reach the milestone and the 6th to do it in just 2 seasons. **2016-17:** Played in all 36 games (made 21 starts) as a junior at Arkansas, averaging 13.4 points (2nd on team), 2.6 rebounds, 2.2 assists and 1.1 steals in 25.2 minutes...shot 45.3% (141-311 FGs) from the field, 38.7% (65-168 3FGs) from 3-point range and 86.6% (136-157 FTs) from the FT line...his 86.6% clip at the line ranked 2nd on the team, 7th in the SEC and 46th in the country...1 30-point game...3 games with 20+ points...scored 12+ points in 27 of the team's 36 games...5 games of 5+ assists (3 more than any other player on the team)...in Arkansas debut, 13 points (5-11 FGs, 2-6 3FGs, 1-2 FTs), season-high 7 rebounds, 5 assists and season-best 4 steals in 33 minutes vs. Fort Wayne (11/11/16)...became the only player in the last 30 years to have 13+ points, 7+ rebounds, 5+ assists and 4+ steals in his Razorback debut...went 14-for-14 from the charity stripe en route to scoring 23 points in a win over Texas (12/17/16)...his 14-of-14 performance from the line against Texas was the 2nd-most makes in program history without a miss...earned Lone Star Shootout MVP honors...22 points (7-10 FGs, 3-5 3FGs, 5-6 FTs) and 4 rebounds in 33 minutes vs. Florida (12/29/16)...season-high 30 points (10-13 FGs, 6-9 3FGs, 4-5 FTs) in 24 minutes off the bench in Arkansas' win over Ole Miss (2/18/17)...was 1 of 4 Razorbacks in the SEC era to score 30 points in a game off the bench...named SEC Player of the Week (2/20/17)...averaged 16.7 points in the conference tournament, helping the Razorbacks earn a trip to the championship game for the 2nd time in the last 3 years...named to SEC All-Tournament Team...in NCAA Tournament Second Round, 19 points (6-8 FGs, 3-5 3FGs, 4-4 FTs) and 3 assists in loss to eventual NCAA champion North Carolina (3/19/17)...averaged 15.2 points overall in the postseason, scoring 15+ points in 4 of the 5 games. **2015-16:** As a sophomore at Holmes CC, averaged 23.9 points, 3.7 rebounds and 3.2 assists in 18 games (5 starts)...shot 49.0% from the field, 37.6% from 3-point range and 82.9% from the FT line (51st in the NJCAA)...Region XXIII Player of the Year...Third Team All-America honors by the *National Junior College Athletic Association (NJCAA)*...All-Region XXIII Tournament Team...ranked as the No. 3 junior college transfer in the 2016 class with a 93% composite rating by 247Sports...ranked 6th in the NJCAA in points per game...ranked 37th in the NJCAA with 145 made FTs (145-175), despite missing 7 games...had 5 30-point efforts, including performances of 37, 33 and 31 in the final 3 games of his NJCAA career...12 games with 20+ points...reached double figures in 17 of 18 games. **2014-15:** Played in all 32 games (8 starts) as a freshman at Holmes CC, averaging 23 points (4th in the NJCAA), 4.1 rebounds and 3.1 assists...shot 46.5% from the field, 36.9% from 3-point range and 88.5% from the FT line (4th in the NJCAA)...Region XXIII Player of the Year...First Team All-America honors by the *National Junior College Athletic Association (NJCAA)*...helped lead Holmes CC to the NJCAA Elite Eight...ranked 2nd in the NJCAA with 230 made FTs (230-260)...scored 30+ points 4 times, including 32 3 times in the first 9 games of the season...24 games with 20+ points...reached double figures in all 32 games.

PERSONAL CAPSULE

Born on Nov. 29, 1995...son of Deloise and Daryl Macon Sr....credits his grandfather, Robert Lee Harrison, for helping raise him after his father passed away when he was 2...has two sisters, Tiffany and Tierra...has been known to delay postgame interviews in favor of signing every autograph he can...attended Parkview High School in Little Rock, Ark....averaged 21.2 points and shot over 40% from 3-point range as a senior en route to being named first team 6A All-State...played on the AAU circuit for the Arkansas Hawks.



#23 | WESLEY MATTHEWS

PROFILE

POSITION GUARD-FORWARD

BORN 10/14/1986

HEIGHT/WEIGHT 6'5" | 220 LBS

YEARS PRO 9 YEARS

FROM MARQUETTE/USA

CAREER HIGHS

REGULAR SEASON

PTS	36	2 TIMES	
FGM	12	3 TIMES	
FGA	25	AT HOUSTON	10/30/16
3FGM	10	AT WASHINGTON	12/6/15
3FGA	17	AT WASHINGTON	12/6/15
FTM	12	AT HOUSTON	3/9/14
FTA	13	AT HOUSTON	3/9/14
OR	3	12 TIMES	
DR	11	AT DENVER	11/1/13
REB	12	AT DENVER	11/1/13
AST	10	AT CLEVELAND	12/1/12
BLK	3	AT GOLDEN STATE	4/13/10
STL	5	3 TIMES	
MIN	50	2 TIMES	

PLAYOFFS

PTS	27	AT HOUSTON	4/30/14
FGM	9	AT HOUSTON	4/30/14
FGA	18	AT HOUSTON	4/30/14
3FGM	5	AT HOUSTON	4/30/14
3FGA	10	VS. SAN ANTONIO	5/10/14
FTM	13	VS. DENVER	4/30/10
FTA	15	VS. DENVER	4/30/10
OR	2	6 TIMES	
DR	6	4 TIMES	
REB	8	VS. SAN ANTONIO	5/12/14
AST	4	2 TIMES	
BLK	3	AT HOUSTON	4/30/14
STL	4	VS. HOUSTON	4/27/14
MIN	42	3 TIMES	

2017-18

PTS	29	2 TIMES	
FGM	11	AT MILWAUKEE	12/8/17
FGA	18	VS. HOUSTON	1/24/18
3FGM	7	3 TIMES	
3FGA	14	VS. HOUSTON	1/24/18
FTM	6	3 TIMES	
FTA	8	2 TIMES	
OR	3	2 TIMES	
DR	8	AT WASHINGTON	11/7/17
REB	8	2 TIMES	
AST	8	VS. MILWAUKEE	11/18/17
BLK	2	AT L.A. CLIPPERS	2/5/18
STL	5	AT PHOENIX	1/31/18
MIN	43	VS. BOSTON	11/20/17





CAREER TRANSACTIONS

Went undrafted in the 2008 NBA Draft...signed by Utah (9/25/09)...signed by Portland (7/21/10)...signed by Dallas (7/9/15).

PROFESSIONAL CAPSULE

Holds career averages of 13.8 points, 3.2 rebounds, 2.2 assists, 1.1 steals and 32.8 minutes in 655 games (595 starts) with Utah, Portland and Dallas...has shot 42.7% (3,108-7,274 FGs) from the field, 38.3% (1,405-3,667 3FGs) from 3-point range and 82.7% (1,438-1,738 FTs) from the FT line for his career...only NBA player with at least 125 3-pointers in each of the last eight seasons (2010-18)...became the seventh player in Mavericks history to reach 500 3-pointers with franchise vs. SAC (2/13/18)...hit 1,400th career 3-pointer vs. IND (2/26/18), becoming the first undrafted player in NBA history (31st player overall) to reach the milestone...he reached the milestone in his 652nd career contest, becoming the sixth-fastest player to 1,400 3-pointers in NBA history in terms of games played (Stephen Curry, 459; Klay Thompson, 485; James Harden, 620; Ray Allen, 629; Peja Stojakovic, 640)...made a career-high 10 3-pointers (10-17 3FGs) for a career-high-tying 36 points at WAS (12/6/15), tying the Mavericks record for the most 3s made in a game (George McCloud, 10-12 in OT, vs. PHO 12/16/95)...left Portland as the Trail Blazers' all-time leader in 3-point field goals made (826).

SEASON HIGHLIGHTS

2017-18: Averaged 12.7 points (3rd on team), 3.1 rebounds, 2.7 assists, team-high 1.2 steals and 33.8 minutes in 63 games (63 starts) with DAL...shot 38.1% (153-402 3FGs) from 3-point range and 82.2% (83-101 FTs) from the FT line...made a team-high 153 3-pointers, becoming the only NBA player with 125+ 3s in each of the last 8 seasons (2010-18)...among NBA leaders, ranked 35th in steals (1.2 spg) and 24th in minutes (33.8 mpg)...2 games with 25+ points...7 games with 20+ points...15+ games with 18+ points...22 games with 15+ points...43 games with 10+ points...9 games with 5+ 3-pointers...15 games with 4+ 3-pointers...27 games with 3+ 3-pointers...6 games with 3+ steals...in season opener, 15 points (5-12 FGs, 5-9 3FGs), season-best 8 rebounds, 5 assists and 1 steal in 37 minutes vs. ATL (10/18/17)...team-high 19 points (7-13 FGs, 3-7 3FGs, 2-2 FTs), including 14 (5-5 FGs, 2-2 3FGs, 2-2 FTs) in 1st half, to go with 2 rebounds, 2 assists and team-high 3 steals in 34 minutes vs. GS (10/23/17)...18 points (6-12 FGs, 4-8 3FGs, 2-2 FTs), including 12 in 3rd quarter, in 35 minutes at MEM (10/26/17)...19 points (5-9 FGs, 3-5 3FGs, 6-7 FTs), including 10 in 2nd quarter, to go with 6 rebounds, 2 assists and 3 steals in 33 minutes vs. PHI (10/28/17)...appeared in his 600th career game at UTA (10/30/17)...14 points (5-10 FGs, 4-7 3FGs), season-high-tying 8 rebounds, 6 assists and 2 steals in 37 minutes at WAS (11/7/17)...team-high 22 points (8-14 FGs, 6-8 3FGs), including 12 in 3rd quarter, to go with season-high (game-high) 8 assists and 2 steals in 34 minutes vs. MIL (11/18/17)...18 points (6-14 FGs, 4-11 3FGs, 2-3 FTs), 6 rebounds, 3 assists and game-high 4 steals in season-high 43 minutes vs. BOS (11/20/17)...surpassed 20,000 career minutes at MEM (11/22/17)...hit his 1,300th career 3-pointer at the 59.8-second mark of the 3rd quarter vs. OKC (11/25/17), becoming the 40th player in NBA history to reach the mark...team-high-tying 19 points (7-12 FGs, 5-6 3FGs) in 33 minutes at SA (11/27/17)...season-high (team-high) 29 points (11-15 FGs, 5-7 3FGs, 2-2 FTs), including 11 in 1st quarter, to go with 4 rebounds in 38 minutes at MIL (12/8/17)...his 29-point effort at MIL (12/8/17) was his 2nd-highest scoring game as a Maverick (36 at WAS 12/6/15)...held the reigning Eastern Conference Player of the Week, DeMar DeRozan, to just 8 points on 3-of-16 (.188) shooting in DAL's 98-94 win over TOR (12/26/17), after DeRozan entered the game averaging 31.8 points on 55.2% (64-116 FGs) shooting during the Raptors' 6-game win streak...18 points (7-11 FGs, 4-7 3FGs), all in 1st half (13 in 2nd quarter), to go with 4 rebounds, 2 assists and 2 steals in 30 minutes at NO (12/29/17)...team-high 22 points (7-11 FGs, 7-10 3FGs, 1-2 FTs), including 18 in 2nd half, to go with 5 rebounds and 4 assists in 38 minutes vs. GS (1/3/18)...team-high 24 points (7-14 FGs, 5-9 3FGs, 5-5 FTs), including 12 in 3rd quarter, to go with 4 rebounds, 3 assists and 1 steal in 36 minutes vs. CHI (1/5/18)...17 points (5-10 FGs, 3-6 3FGs, 4-4 FTs) and 4 assists in 39 minutes vs. LAL (1/13/18)...team-high 23 points (7-15 FGs, 3-9 3FGs, 6-8 FTs), including 12 in 3rd quarter, to go with 5 rebounds, 2 assists and 1 steal in 38 minutes at POR (1/20/18)...season-high-tying (game-high) 29 points (10-18 FGs, 7-14 3FGs, 2-2 FTs), including 10 in 1st quarter and 13 in the 4th, to go with 4 rebounds, 5 assists, 2 steals and 1 block in 38 minutes vs. HOU (1/24/18)...19 points (7-12 FGs, 3-6 3FGs, 2-2 FTs), 7 rebounds, 3 assists and 2 steals in 34 minutes vs. MIA (1/29/18)...team-high 23 points (7-16 FGs, 7-12 3FGs, 2-2 FTs), including 12 in 3rd quarter, to go with 5 assists, 1 steal and season-high 2 blocks in 34 minutes at LAC (2/5/18)...became the 7th player in Mavericks history to reach 500 3-pointers with the team vs. SAC (2/13/18)...19 points (7-12 FGs, 5-8 3FGs), including 14 in 3rd quarter, to go with 2 rebounds, 2 assists, 1 steal and 1 block in 29 minutes at LAL (2/23/18)...knocked down his 1,400th career 3-pointer in the final minute of the game vs. IND (2/26/18), becoming the 1st undrafted player in league history (31st player overall) to reach 1,400 career 3s...Matthews reached the milestone in his 652nd career game, becoming the 6th-fastest player to 1,400 3-pointers in NBA history in terms of games played (Stephen Curry, 459, achieved the milestone in the fewest number of games, followed by Klay Thompson, 485, James Harden, 620, Ray Allen, 629, Peja Stojakovic, 640)...missed 1 game due to low back tightness at HOU (2/11/18)...missed 2 games due to a left hip injury (vs. NO 3/4/18-vs. DEN 3/6/18)...suffered a fracture to his right proximal fibula in the 1st quarter vs. MEM (3/10/18)...missed the final 16 games of the season due to the injury (vs. HOU 3/11/18-vs. PHO 4/10/18). **2016-17:** Averaged 13.5 points (3rd on team), 3.5 rebounds, career-high 2.9 assists, 1.1 steals and 34.2 minutes in 73 games (73 starts) with DAL...made a team-high 174 3-pointers (174-479, .363), his 7th straight season with 125+ 3-pointers (only NBA player with at least 125 3s in each of the last 7 seasons)...shot 81.6% (146-179 FTs) from the FT line...ranked 2nd on the team and 25th in the NBA in minutes per game (34.2)...also finished 2nd on the team in total minutes (2,495), steals (77) and games started (73)...7 games with 25+ points...14 games with 20+ points...31 games with 15+ points...47 games with 10+ points...recorded 14 games with 5+ assists in 2016-17 – the most such games he produced in any 1 season in his career (previous high: 8 in 2012-13 with POR)...9 games with 3+ steals...22 games with 2+ steals...team-high 25 points (9-25 FGs, 3-15 3FGs, 4-4 FTs), including 19 in 2nd half and game-tying 3-pointer with 4.1 seconds left, to go with 4 rebounds, 3 assists and 2 steals in 41 minutes at HOU (10/30/16)...22 points (7-15 FGs, 6-13 3FGs, 2-3 FTs), including 17 in 2nd half, to go with 3 rebounds and 2 steals in 38 minutes at BOS (11/16/16)...he knocked down his 1,100th career 3-pointer at the 1:52 mark of the 4th quarter at BOS (11/16/16), becoming the 65th player in NBA history to reach the milestone...20 points (6-13 FGs, 3-7 3FGs, 5-7 FTs), including 11 in 3rd quarter, to go with 5 rebounds, 4 assists and 1 steal in 40 minutes at SA (11/21/16)...18 points (6-10 FGs, 3-3 3FGs, 3-3 FTs), including 12 in 3rd quarter, to go with 4 rebounds, 2 assists and 1 block in 30 minutes vs. LAC (11/23/16)...21 points (7-14 FGs, 6-8 3FGs, 1-2 FTs), including 12 on 4-4 FGs (3-3 3FGs) in 4th quarter, to go with 3 rebounds and 3 assists in 39 minutes vs. NO (11/27/16)...he recorded a game-high plus-minus of +20 vs. NO (11/27/16)...game-high 26 points (8-19 FGs, 5-11 3FGs, 5-6 FTs) to go with 2 rebounds, 2 steals and 1 block in 37 minutes vs. SA (11/30/16)...game-high-tying 26 points (9-17 FGs, 7-11 3FGs, 1-1 FTs), including 20 in 2nd half (14 in 3rd quarter), to go with 3 rebounds, 2 assists and 2 steals in 35 minutes vs. CHI (12/3/16)...he made a season-high 7 3-pointers (7-11 3FGs) in the Mavericks' 107-82 victory over the Bulls (12/3/16)...game-high 26 points (8-16 FGs, 5-10 3FGs, 5-8 FTs) to go with 4 rebounds, 3 assists and 1 steal in 36 minutes vs. IND (12/9/16)...game-high 26 points (8-22 FGs, 5-13 3FGs, 5-7 FTs), including 11 in 1st quarter, to go with 3 rebounds, 2 assists and 1 steal in 35 minutes at HOU (12/10/16)...he scored exactly 26 points 4 times in a 7-game span from 11/30-12/10/16 (26 vs. SA 11/30/16, 26 vs. CHI 12/3/16, 26 vs. IND 12/9/16, 26 at



HOU (12/10/16)...team-high 25 points (10-14 FGs, 5-7 3FGs) to go with 4 rebounds and 2 steals in 32 minutes vs. DEN (12/12/16)...he scored 25+ points in 3 straight games from 12/9-12/12/16 (26 vs. IND 12/9/16, 26 at HOU 12/10/16, 25 vs. DEN 12/12/16), marking the 1st time in his career that he posted 3 consecutive 25+ point outings...Matthews scored 20+ points 6 times in a 9-game span from 11/27-12/12/16, averaging 21.8 points per game and shooting 42-of-86 (.488) from deep in that stretch...16 points (6-16 FGs, 1-7 3FGs, 3-5 FTs), 4 rebounds, 3 assists, 3 steals and game-sealing defensive stop on Damian Lillard in DAL's 96-95 win at POR (12/21/16)...19 points (7-13 FGs, 3-7 3FGs, 2-2 FTs) in 29 minutes vs. HOU (12/27/16)...game-high 20 points (6-14 FGs, 4-9 3FGs, 4-6 FTs), including 10 in 3rd quarter, to go with 6 rebounds and 2 assists in 35 minutes at LAL (12/29/16)...18 points (7-14 FGs, 4-8 3FGs), including 14 in 2nd half, to go with 5 assists and 1 steal in 38 minutes against PHO in Mexico City (1/12/17)...team-high 19 points (7-15 FGs, 4-8 3FGs, 1-2 FTs) to go with 7 rebounds and 1 block in 35 minutes vs. MIN (1/15/17)...11 points (4-10 FGs, 3-5 3FGs), including game-winning 3-pointer with 11.7 seconds left, to go with 4 rebounds and 2 assists in 40 minutes in DAL's 99-98 win at CHI (1/17/17)...in addition to hitting the go-ahead 3-pointer with 11.7 seconds remaining at CHI (1/17/17), Matthews helped the Mavericks secure the win over the Bulls with a defensive stop on the game's final possession (Matthews forced the ball out of Jimmy Butler's hands and Dwyane Wade missed a difficult shot at the buzzer)...in 500th career start, 18 points (7-14 FGs, 4-9 3FGs), 5 rebounds and 1 block in 37 minutes at MIA (1/19/17)...knocked down his 1,200th career 3-pointer at the 5:26 mark of the 1st quarter vs. LAL (1/22/17), becoming the 53rd player in NBA history to reach the mark...Matthews achieved the milestone in his 562nd career game, becoming the 4th-fastest player to 1,200 3s in NBA history (in terms of games played)...at the time, Stephen Curry (418), Ray Allen (548) and James Harden (561) were the only players in league history to reach 1,200 3s in fewer games than Matthews (Klay Thompson achieved the milestone shortly after – in career game No. 432 – making Matthews the 5th-fastest to 1,200 3s and Thompson the 2nd-fastest)...17 points (6-10 FGs, 2-5 3FGs, 3-4 FTs), 7 rebounds, 3 assists and 2 steals in 31 minutes at SA (1/29/17)...21 points (6-16 FGs, 2-9 3FGs, 7-7 FTs), 4 rebounds and 2 assists in 37 minutes vs. CLE (1/30/17)...season-high 27 points (8-17 FGs, 3-6 3FGs, 8-9 FTs), including 18 in 1st half (12 in 1st quarter), to go with 6 rebounds and 3 assists in 40 minutes at POR (2/3/17)...10 points (3-8 FGs, 1-3 3FGs, 3-4 FTs), 7 rebounds, season-high (team-high) 8 assists and 1 steal in 34 minutes at DEN (2/6/17)...23 points (9-17 FGs, 3-7 3FGs, 2-2 FTs), including 11 in 2nd quarter, to go with 2 rebounds, 5 assists and 1 steal in 39 minutes vs. POR (2/7/17)...game-high 20 points (7-10 FGs, 6-8 3FGs), including 12 on 4-4 3FGs in 1st quarter, to go with 4 rebounds, 6 assists and 1 steal in 25 minutes vs. ORL (2/11/17)...18 points (5-12 FGs, 1-5 3FGs, 7-10 FTs), 7 rebounds and 3 assists in 35 minutes vs. BOS (2/13/17)...competed in the 2017 JBL Three-Point Contest during All-Star Weekend (New Orleans), marking the 2nd time in his career that he took part in the event (Brooklyn 2015, as a member of the Portland Trail Blazers)...Matthews became the 9th player in Mavericks history to compete in the Three-Point Contest, joining Dale Ellis (1986), Detlef Schrempf (1987, 1988), Derek Harper (1989), George McCloud (1996), Hubert Davis (1998, 2000), Dirk Nowitzki (2000, 2001, 2006, 2007, 2008), Steve Nash (2001, 2002) and Jason Terry (2006, 2007)...rested for 4 games (at GS 11/9/16, at SAC 4/4/17, vs. DEN 4/11/17, at MEM 4/12/17)...suffered a right hip strain at the end of the 2nd quarter vs. LAL (1/22/17) and did not play in the 2nd half...missed 2 games due to the injury (vs. NY 1/25/17-at OKC 1/26/17)...missed another 2 games with a hip injury (at ATL 3/1/17-vs. MEM 3/3/17)...suffered a right calf strain late in the 2nd quarter at TOR (3/13/17) and did not play in the 2nd half...missed the game at WAS (3/15/17) due to the injury.

2015-16: Averaged 12.5 points, 3.1 rebounds, 1.0 steal and 33.9 minutes in 78 games (78 starts) with DAL...made a team-high 189 3-pointers (189-525, .360), the 3rd-highest single-season total in Mavericks history...it was his 6th straight season with 125+ 3s (2010-16)...also logged a team-high 2,644 minutes...shot career-high 86.3% (126-146 FTs) from the line...among NBA leaders, ranked 18th in FT% and 29th in minutes...1 game with 30+ points...4 games with 25+ points...10 games with 20+ points (7-3 record)...31 games with 15+ points...52 games with 10+ points...9 games with 5+ 3-pointers...18 games with 4+ 3-pointers...36 games with 3+ 3-pointers...50 games with 2+ 3-pointers...25 points (9-13 FGs, 3-4 3FGs, 4-4 FTs), 6 rebounds and 3 assists in 33 minutes vs. LAC (11/11/15)...he hit his 900th career 3-pointer at the 5:34 mark of the 3rd quarter vs. LAC (11/11/15), becoming the 105th player in NBA history with 900+ treys...18 points (4-12 FGs, 3-9 3FGs, 7-7 FTs), including 10 in 4th quarter, to go with 2 rebounds, 3 assists and 1 steal in 33 minutes at BOS (11/18/15)...18 points (7-15 FGs, 4-10 3FGs), including 14 in 2nd half, to go with 3 rebounds and 1 steal in 32 minutes at OKC (11/22/15)...18 points (5-11 FGs, 3-6 3FGs, 5-6 FTs), including 8 in 4th quarter, to go with 5 rebounds and 2 steals in 40 minutes in DAL's 115-112 OT win at POR (12/1/15)...career-high-tying (game-high) 36 points (12-23 FGs, 10-17 3FGs, 2-2 FTs), including 28 on 10-14 FGs (8-11 3FGs) in 2nd half, to go with 6 rebounds, 5 assists, 1 steal and 1 block in 41 minutes at WAS (12/6/15)...he made a career-high 10 3-pointers at WAS (12/6/15), tying the franchise record for most 3s in a game (George McCloud went 10-12 3FGs in OT game vs. PHO 12/16/95)...Matthews' 10 3s against the Wizards were the most by a Maverick in a regulation-length game (Rodrigue Beaubois shot 9-11 3FGs at GS 3/27/10 and held the previous record)...Matthews became the 4th player in NBA history to hit 10+ 3-pointers, grab 5+ rebounds and hand out 5+ assists in a game (Ty Lawson in 2010-11, Stephen Curry in 2012-13, Joe Johnson in 2013-14)...game-high-tying 28 points (10-17 FGs, 6-11 3FGs, 2-2 FTs), including 11 in 4th quarter, to go with 3 steals in 35 minutes vs. WAS (12/12/15)...17 points (6-13 FGs, 5-10 3FGs), 2 rebounds and 2 blocks in season-high 45 minutes in DAL's 119-118 OT win at BKN (12/23/15)...game-high 22 points (6-10 FGs, 5-7 3FGs, 5-6 FTs), including 9 in 4th quarter, to go with 4 rebounds and 2 assists in 32 minutes vs. MIL (12/28/15)...18 points (7-13 FGs, 4-10 3FGs), including 11 in 4th quarter, in 35 minutes vs. NO (1/2/16)...20 points (7-13 FGs, 2-4 3FGs, 4-5 FTs), including 14 in 2nd half, to go with 3 rebounds, 4 assists and 2 steals in 43 minutes in DAL's 117-116 2OT win vs. SAC (1/5/16)...15 points (6-16 FGs, 2-8 3FGs, 1-1 FTs), including 10 in 4th quarter and OT (7 in 4th and 3 in OT), to go with 6 rebounds, 4 assists and 2 steals in 40 minutes in DAL's 106-94 OT win vs. MIN (1/20/16)...knocked down his 1,000th career 3-pointer at the 33.5-second mark of the 2nd quarter at ATL (2/1/16), becoming the 83rd player in NBA history to reach the milestone...16 points (5-9 FGs, 2-5 3FGs, 4-4 FTs), 2 rebounds and 3 assists in 42 minutes vs. UTA (2/9/16)...21 points (8-12 FGs, 3-7 3FGs, 2-2 FTs), 3 rebounds and 2 assists in 27 minutes vs. PHI (2/21/16)...17 points (4-8 FGs, 4-7 3FGs, 5-6 FTs), 3 rebounds, 2 assists and 1 steal before fouling out after 41 minutes vs. DEN (2/26/16)...team-high 21 points (8-12 FGs, 1-4 3FGs, 4-5 FTs), including 11 in 2nd quarter, to go with 5 rebounds, 2 assists and 2 steals in 32 minutes vs. ORL (3/1/16)...he reached 7,000 career points with a 17-foot step-back jumper at the 9:15 mark of the 3rd quarter vs. ORL (3/1/16) (the basket gave him 15 points for the game and exactly 7,000 for his career)...played in his 500th career game at DEN (3/6/16)...15 points (7-13 FGs, 1-4 3FGs), 5 rebounds, season-high 6 assists and 2 steals in 36 minutes vs. IND (3/12/16)...team-high 22 points (8-15 FGs, 6-10 3FGs) to go with 5 rebounds, 2 steals and 1 block in 41 minutes at POR (3/23/16)...his 22-point effort at POR (3/23/16) marked his 100th career game with 20+ points...team-high 26 points (8-16 FGs, 6-11 3FGs, 4-4 FTs), including 18 in 3rd quarter, to go with 3 rebounds and 3 assists in 33 minutes at GS (3/25/16)...his 18-point 3rd quarter at GS (3/25/16) was the highest-scoring quarter by a Maverick in 2015-16...16 points (4-9 FGs, 1-4 3FGs, 7-9 FTs), including 7 in 4th quarter, to go with 2 rebounds, 4 assists and 3 steals in 37 minutes vs. NY (3/30/16)...17 points (6-16 FGs, 4-9 3FGs, 1-1 FTs), including 14 in 2nd half, to go with 6 rebounds and 1 steal in 43 minutes at DET (4/1/16)...19 points (6-14 FGs, 6-13 3FGs, 1-2 FTs), including 12 in 3rd quarter, in 36 minutes at MIN (4/3/16)...16 points (6-18 FGs, 4-12 3FGs), 6 rebounds and 3 steals in 41 minutes vs. HOU (4/6/16)...20 points (7-14 FGs, 4-10 3FGs, 2-2 FTs), including 16 in 2nd half (10 in 4th quarter), in 38 minutes in playoff-clinching win at UTA (4/11/16)...shot 49-of-113 (.434) from 3-point range over DAL's final 13 games of the season, averaging 15.8 points



per game in that span (3/20-4/13/16)...rested for 4 games: at LAC (10/29/15), at HOU (11/14/15), at NO (1/6/16), at OKC (1/13/16)...suffered a right lower extremity injury in the 4th quarter vs. GS (3/20/16) but stayed in the game. **2014-15:** Averaged 15.9 points, 3.7 rebounds, 2.3 assists, 1.3 steals and 33.7 minutes in 60 games (60 starts) with POR...shot 44.8% (337-752 FGs) from the field, 38.9% (173-445 3FGs) from 3-point range and 75.2% (109-145 FTs) from the line...1 game with 30+ points...14 games with 20+ points (POR went 11-3 in those games)...made a season-high 7 3-pointers 3 times...28 points (10-15 FGs, 6-9 3FGs, 2-2 FTs) in 34 minutes at CHA (11/26/14)...26 points (9-16 FGs, 7-12 3FGs, 1-2 FTs), 4 rebounds and 3 assists in 36 minutes vs. MEM (11/28/14)...23 points (8-13 FGs, 6-10 3FGs, 1-2 FTs) and 6 rebounds in 33 minutes vs. MIN (11/30/14)...became the 1st player in Trail Blazers history and the 4th player in NBA history to make at least 6 3-pointers in 3 consecutive games (11/26-11/30/14)...22 points (8-15 FGs, 5-8 3FGs, 1-1 FTs) in 42 minutes at OKC (12/23/14)...25 points (9-18 FGs, 7-14 3FGs) in 28 minutes vs. PHI (12/26/14)...28 points (10-21 FGs, 6-15 3FGs, 2-2 FTs), 4 rebounds and 5 assists in 32 minutes vs. NY (12/28/14)...19 points (7-14 FGs, 5-10 3FGs), 6 rebounds and 3 assists in 42 minutes vs. TOR (12/30/14)...was the first player to make 5+ 3-pointers in 4 straight games since 1996, and the 7th player to make 100 3-pointers in his team's first 33 games of a season...25 points (9-18 FGs, 7-14 3FGs) and 4 rebounds in 39 minutes at MEM (1/17/15)...notched his 774th 3-pointer as a Trail Blazer at MEM (1/17/15) to surpass Terry Porter for the most 3-point field goals in Trail Blazers franchise history (finished with 826 3FGs)...was 1 of 8 participants selected to compete in the Foot Locker Three-Point Contest at All-Star Weekend...season-high 31 points (11-18 FGs, 4-10 3FGs, 5-7 FTs) to go with 5 rebounds, 3 assists and 3 steals in 34 minutes vs. SA (2/25/15)...ruptured his left Achilles' tendon vs. DAL (3/5/15) and missed the final 21 games of the season...ranked 4th in the NBA in 3-point field goals made (173) at the time of his injury. **2013-14:** In 82 games (all starts) with POR, averaged a career-high 16.4 points, 3.5 rebounds, 2.4 assists, 0.9 steals and 33.9 minutes...shot 44.1% (445-1,009 FGs) from the field, 39.3% (201-511 3FGs) from 3-point range and 83.7% (252-301 FTs) from the line...ranked 5th in the NBA in 3-pointers made (201), which was the 2nd-most in Trail Blazers team history (D. Lillard – 218, 2013-14)...also ranked 3rd in games with 2+ 3-pointers made (59)...became the 9th NBA player ever to make a 3-pointer in 48 of his team's first 50 games in a season...6 games with 25+ points...24 games with 20+ points...69 games with 10+ points...led the team in scoring 8 times and in assists 5 times...led the team in steals (76)...double-double with 21 points (7-13 FGs, 4-4 3FGs, 3-3 FTs), career-high 12 rebounds and 3 assists in 36 minutes at DEN (11/1/13)...season-high 28 points (12-19 FGs, 4-8 3FGs), including career-high-tying 12 made field goals, in 37 minutes vs. CHI (11/22/13)...season-high-tying 28 points (8-16 FGs, 4-9 3FGs, 8-8 FTs) to go with 5 assists in 33 minutes vs. WAS (3/20/14). **2012-13:** Averaged 14.8 points, 2.8 rebounds, 2.5 assists, 1.3 steals and 34.8 minutes in 69 games (69 starts) with POR...shot 43.6% (352-808 FGs) from the field, 39.8% (169-425 3FGs) from 3-point range and 79.7% (149-187 FTs) from the line...connected on 169 3-pointers, T-11th in the NBA, and made an average of 2.4 3-pointers per game, T-5th in the league...led the team in steals per game (1.30) and all qualified teammates in 3FG% (39.8%)...finished with a steals-to-turnover ratio of 0.83, 17th in the NBA...tied for the league lead with 15 3-pointers made during the final 5 minutes of games that were within 5 points...led the NBA with 6 3-pointers (of 8 attempts) in games that were within 3 points with 1 minute or less remaining...1 game with 30+ points...17 games with 20+ points...led the team in scoring 11 times and in assists on 3 occasions...did not play due to injury vs. TOR (12/10/12), marking the 1st game missed in his NBA career...his 250 straight games played ranked 2nd in the NBA at the time...dished out a career-high 10 assists at CLE (12/1/12)...season-high 30 points (12-17 FGs, 5-6 3FGs, 1-2 FTs), including a career-high 12 field goals, in 40 minutes vs. MIN (11/23/12)...28 points (10-20 FGs, 7-11 3FGs, 1-3 FTs), including a season-high 7 3-pointers, in 43 minutes at MIL (3/19/13)...28 points (10-17 FGs, 5-8 3FGs, 3-3 FTs) in 40 minutes at ATL (3/22/13). **2011-12:** Averaged 13.7 points, 3.4 rebounds, 1.7 assists, 1.5 steals and 33.8 minutes in 66 games (53 starts) with POR...shot 38.3% (129-337 3FGs) from 3-point range and 86.0% (147-171 FTs) from the line...finished 12th in the NBA in minutes played (2,228)...1 of 36 NBA players (and the only Trail Blazer) to play in all 66 regular season games in 2011-12...became the first Trail Blazer to play in every game for 2 consecutive seasons since Greg Anthony from 1998-2000...finished T-5th in the NBA in 3-pointers made (129) after ranking T-7th in the category the year prior (154)...he was the only NBA player ranked in the top 7 in both seasons...finished 3rd in the NBA in steals per turnover ratio at 1.26 (91 steals, 72 turnovers)...also ranked 17th in the NBA in steals per game (1.45) and 20th in FT% (.860)...2 games with 30+ points...5 games with 20+ points...reached double-figure scoring in 11 consecutive games from 3/16-4/2/12...season-high 33 points (10-12 FGs, 5-6 3FGs, 8-10 FTs) vs. UTA (4/2/12), becoming the first NBA player to record 33 points on 12-or-fewer field goal attempts since Yao Ming on 12/5/08...31 points (10-16 FGs, 8-10 3FGs, 3-3 FTs) in 38 minutes at SAC (4/15/12)...he became the 1st POR player ever to shoot 80% from beyond the arc while making at least 8 3-pointers...converted 11 consecutive 3-point attempts from 3/16-3/20/12, the first NBA player to do so since Mike Miller in 2010. **2010-11:** Averaged 15.9 points (2nd on team), 3.1 rebounds, 2.0 assists, 1.2 steals and 33.6 minutes in 82 games (69 starts) with POR...shot 44.9% (440-979 FGs) from the field, career-high 40.7% (154-378 3FGs) from 3-point range and 84.4% (266-315 FTs) from the line...was the only Trail Blazer to appear in every game...led all NBA sophomores in 3-pointers made (154)...4 games with 30+ points...26 games with 20+ points...30 points (11-19 FGs, 5-10 3FGs, 3-4 FTs), 3 assists and 2 steals in 43 minutes at MEM (11/16/10)...1st career double-double with 20 points and season-high 10 rebounds vs. DEN (11/18/10)...30 points (9-16 FGs, 4-10 3FGs, 8-9 FTs), 3 rebounds, 3 assists and 4 steals in 39 minutes vs. UTA (12/30/10)...career-high 36 points (10-18 FGs, 7-10 3FGs, 9-9 FTs) to go with 5 rebounds in 40 minutes at MIN (1/7/11)...his 7 3-pointers in the 1st half at MIN (1/7/11) set a new franchise record for 3-pointers in a half (6, Cliff Robinson, 3/28/97 vs. VAN)...31 points (11-17 FGs, 5-7 3FGs, 4-4 FTs), 4 rebounds, 3 assists and 2 steals in 44 minutes at CLE (2/5/11)...at 2011 T-Mobile Rookie Challenge and Youth Jam, totaled 15 points, 4 rebounds and 6 assists for the Sophomores. **2009-10:** Appeared in all 82 games (48 starts) for UTA, averaging 9.4 points, 2.3 rebounds and 1.5 assists in 24.7 minutes...shot 48.3% (273-565 FGs) from the field, 38.2% (63-165 3FGs) from 3-point range and 82.9% (160-193 FTs) from the line...as a rookie, was 1 of 2 Jazz players to appear in every game...started each of the team's last 29 regular season contests, helping UTA to a 19-10 record over that stretch...among NBA rookies, ranked 9th in scoring, 7th in FG%, 7th in 3FG%, 3rd in FT%, 10th in steals and 10th in minutes...3 games with 20+ points...40 games with 10+ points...season-high 29 points (9-11 FGs, 6-7 3FGs, 5-6 FTs) in 35 minutes at OKC (3/14/10).

PLAYOFF CAPSULE

Holds averages of 13.6 points, 3.5 rebounds, 1.3 assists, 1.3 steals and 36.6 minutes in 32 career postseason games (32 starts). **2016:** In 5 first round games (all starts) vs. OKC, averaged 13.0 points, 3.6 rebounds, 1.2 assists and 1.2 steals in team-high 34.7 minutes...1 game with 20+ points...2 games with 15+ points...3 games with 10+ points...playoff-high 22 points (6-13 FGs, 3-7 3FGs, 7-10 FTs) to go with 5 rebounds, 2 assists and 2 steals in 33 minutes in Game 3 vs. OKC (4/21/16). **2014:** Averaged 14.5 points, 3.9 rebounds, 1.3 assists, 1.3 steals and 38.7 minutes in 11 games (11 starts)...led the team in scoring twice...21 points (8-15 FGs, 2-6 3FGs, 3-4 FTs), 4 rebounds, 3 assists and 4 steals in 42 minutes in Game 4 vs. HOU (4/27/14)...playoff-high 27 points (9-18 FGs, 5-9 3FGs, 4-4 FTs) to go with 3 blocks in 39 minutes in Game 5 at HOU (4/30/14)...22 points (6-14 FGs, 4-10 3FGs, 6-7 FTs), 4 rebounds and 2 steals in 40 minutes in Game 3 vs. SA (5/10/14). **2011:** Averaged 13.0 points, 1.2 rebounds, 1.0 assist and 33.7 minutes in 6 first round games (6 starts) vs. DAL...shot 47.4% (27-57 FGs) from the field, 38.1% (8-21 3FGs) from



3-point range and 84.2% (16-19 FTs) from the line...playoff-high 25 points (8-12 FGs, 4-6 3FGs, 5-6 FTs) in Game 3 vs. DAL (4/21/11). 2010: Averaged 13.2 points, 4.4 rebounds, 1.7 assists, 1.8 steals and 37.1 minutes in 10 games (10 starts)...23 points (13-15 FT), 5 rebounds and 4 assists in UTA's first round series clinching Game 6 win vs. DEN (4/30/10).

COLLEGE CAPSULE

In 4 years at Marquette (2005-09), averaged 13.2 points, 4.9 rebounds, 2.1 assists, 1.2 steals and 30.2 minutes in 127 games (117 starts)... Marquette's all-time leader in FTs made (549)...also ranks 8th in points (1,673) and 3rd in games played (127)...started every game in each of his final 3 seasons at Marquette. 2008-09: Selected to the All-Big East Second Team...started all 35 games and averaged career bests with 18.3 points, 5.7 rebounds, 2.5 assists, 1.2 steals and 34.0 minutes...career highs with 30 points and 15 FTs at Tennessee (12/16/08). 2007-08: Started all 35 games, averaging 11.3 points, 4.4 rebounds, 1.7 assists, 1.0 and 28.8 minutes...25 games with 10+ points. 2006-07: Started all 34 games, averaging 12.6 points, 5.3 rebounds, 2.2 assists, 1.4 steals and 31.2 minutes...25 games with 10+ points. 2005-06: Averaged 9.0 points, 4.0 rebounds, 2.2 assists, 1.3 steals and 24.9 minutes in 23 games (13 starts).

PERSONAL CAPSULE

Undrafted in 2009, Matthews signed with Utah on Sept. 25, 2009...his mother, Pam Moore, was a two-sport athlete and track standout at the University of Wisconsin and was inducted into the school's hall of fame in September 2006...his father, Wes Matthews Sr., played basketball at Wisconsin and spent nine years in the NBA with six different teams from 1980-90...teamed up with the Mavs and Century 21 Mike Bowman, Inc. to present four \$5,000 scholarships to Metroplex high school seniors in financial need...helped kick off the 2016 Winter Warm Up Drive by collecting coats, blankets and other items for those affected by the tornadoes in Garland and Rowlett...in December 2015, co-hosted the Mavs Dinner with Santa for 50 children and their moms from Center of Hope, Dallas Life and Promise House, organizations serving homeless kids and teenagers...participates in the Mavs Community Ticket Block, a program which provides tickets for local nonprofits...one of seven NBA players on the NBA FIT Team, Matthews helped coach youth at an NBA FIT basketball clinic in January 2013...earned the Kia NBA Community Assist Award for February 2012 in honor of his outstanding efforts in the community and his ongoing philanthropic and charitable work...majored in advertising at Marquette...is on Twitter @ WessyWes23.

REGULAR SEASON STATISTICS

Table with 23 columns: YEAR, TEAM, GP, GS, MIN, AVG, FG, FGA, PCT, 3FG, 3FGA, PCT, FT, FTA, PCT, REBOUNDS (OFF, DEF, TOT), AVG, AST, PF, STL, TO, BLK, PTS, AVG. Rows include seasons from 2009-10 to 2017-18 and a TOTAL row.

PLAYOFF STATISTICS

Table with 23 columns: YEAR, TEAM, GP, GS, MIN, AVG, FG, FGA, PCT, 3FG, 3FGA, PCT, FT, FTA, PCT, REBOUNDS (OFF, DEF, TOT), AVG, AST, PF, STL, TO, BLK, PTS, AVG. Rows include seasons 2009-10, 2010-11, 2013-14, 2015-16, and a TOTAL row.



#50 | SALAH MEJRI

PROFILE

POSITION CENTER

BORN 06/15/1986

HEIGHT/WEIGHT 7'2" | 235 LBS

YEARS PRO 3 YEARS

FROM REAL MADRID/TUNISIA

CAREER HIGHS

REGULAR SEASON

PTS	17	AT OKLAHOMA CITY	1/13/16
FGM	7	2 TIMES	
FGA	12	AT PORTLAND	3/23/16
3FGM	1	AT MEMPHIS	4/12/17
3FGA	2	VS. CHICAGO	12/3/16
FTM	5	VS. PORTLAND	3/20/16
FTA	9	VS. PORTLAND	3/20/16
OR	8	VS. PHILADELPHIA	2/1/17
DR	11	2 TIMES	
REB	17	VS. PHILADELPHIA	2/1/17
AST	3	2 TIMES	
BLK	6	VS. PORTLAND	3/20/16
STL	4	2 TIMES	
MIN	33	VS. PORTLAND	3/20/16

PLAYOFFS

PTS	12	AT OKLAHOMA CITY	4/18/16
FGM	5	AT OKLAHOMA CITY	4/18/16
FGA	7	AT OKLAHOMA CITY	4/18/16
3FGM	0		
3FGA	0		
FTM	2	2 TIMES	
FTA	4	2 TIMES	
OR	3	AT OKLAHOMA CITY	4/18/16
DR	3	2 TIMES	
REB	4	2 TIMES	
AST	1	AT OKLAHOMA CITY	4/18/16
BLK	3	AT OKLAHOMA CITY	4/18/16
STL	2	VS. OKLAHOMA CITY	4/23/16
MIN	28	AT OKLAHOMA CITY	4/18/16

2017-18

PTS	11	VS. NEW YORK	1/7/18
FGM	5	AT GOLDEN STATE	2/8/18
FGA	10	AT GOLDEN STATE	2/8/18
3FGM	0		
3FGA	1	3 TIMES	
FTM	4	AT WASHINGTON	11/7/17
FTA	6	2 TIMES	
OR	6	VS. HOUSTON	1/24/18
DR	10	VS. NEW ORLEANS	11/3/17
REB	13	VS. NEW ORLEANS	11/3/17
AST	3	2 TIMES	
BLK	5	2 TIMES	
STL	2	2 TIMES	
MIN	25	AT WASHINGTON	11/7/17





CAREER TRANSACTIONS

Not drafted by an NBA franchise...played in Tunisia (2006-10)...played in Belgium (2010-12)...played in Spain (2012-15)...signed by Dallas (7/30/15)...re-signed by Dallas (8/3/18).

PROFESSIONAL CAPSULE

Holds career averages of 3.3 points, 4.0 rebounds, 1.0 block and 12.1 minutes in 168 games (18 starts) with Dallas...has shot 63.9% (225-352 FGs) from the field for his career...has led Dallas in FG% and blocked shots in each of the last two seasons (2016-18).

SEASON HIGHLIGHTS

2017-18: Averaged 3.5 points, 4.0 rebounds, team-high 1.1 blocks and 11.9 minutes in 61 games (1 start) while shooting team-high 64.2% (88-137 FGs) from the field...shot exactly 88-of-137 (.642) from the floor for the 2nd year in a row (and led DAL in FG% for the 2nd consecutive season)...shot below 50.0% from the field just 7 times in his 61 appearances...blocked a team-high 67 shots, leading DAL in rejections for the 2nd straight season (61 in 2016-17)...among NBA leaders, ranked 23rd in blocks per game (1.10) and 6th in blocks per 48 minutes (4.41)...1 double-double (point/rebound)...3 games with 10+ points...3 games with 10+ rebounds...7 games with 7+ rebounds...15 games with at least 5 points and 5 boards...2 games with 5+ blocks...4 games with 4+ blocks (3-1 record)...5 games with 3+ blocks...19 games with 2+ blocks...in season debut, recorded his 100th career block on a Willie Cauley-Stein shot attempt at the 1:44 mark of the 4th quarter vs. SAC (10/20/17)...7 points (3-4 FGs, 1-3 FTs), season-high (team-high) 13 rebounds and season-high (game-high) 5 blocks in 22 minutes vs. NO (11/3/17)...1st double-double of season (5th career) with 10 points (3-4 FGs, 4-6 FTs), game-high 12 rebounds and season-high-tying (game-high) 5 blocks in season-high 25 minutes at WAS (11/7/17)...he became 1 of only 3 Mavericks ever to record a 10-point, 10-rebound, 5-block game off the bench, joining Shawn Bradley and Roy Tarpley...6 points (2-3 FGs, 2-2 FTs), 6 rebounds, 3 assists, 1 steal and 2 blocks in 17 minutes vs. MIN (11/17/17)...6 points (3-4 FGs), 6 rebounds, 1 assist, 2 steals and game-high 4 blocks in 24 minutes vs. OKC (11/25/17)...5 points (2-3 FGs, 1-4 FTs), 5 rebounds, 1 assist and game-high 4 blocks in 15 minutes vs. DET (12/20/17)...6 points (2-4 FGs, 2-2 FTs), 5 rebounds, 1 assist and 1 block in 15 minutes vs. TOR (12/26/17)...7 points (3-4 FGs, 1-2 FTs) and 2 blocks in 15 minutes at NO (12/29/17)...9 points (4-5 FGs, 1-4 FTs), 3 rebounds and 2 blocks in 22 minutes at OKC (12/31/17)...season-high 11 points (4-5 FGs, 3-3 FTs) to go with 7 rebounds in 22 minutes vs. NY (1/7/18)...7 points (3-3 FGs, 1-1 FTs), 2 rebounds and 1 block in 10 minutes vs. ORL (1/9/18)...6 points (2-4 FGs, 2-4 FTs), 6 rebounds, 1 assist, 1 steal and 2 blocks in 22 minutes at POR (1/20/18)...6 points (3-6 FGs), team-high 10 rebounds (season-high 6 OR), 1 assist, 1 steal and 1 block in 15 minutes vs. HOU (1/24/18)...8 points (3-4 FGs, 2-2 FTs), 5 rebounds (3 OR), 2 assists and 1 steal in 14 minutes at SAC (2/3/18)...6 points (2-4 FGs, 2-2 FTs), 7 rebounds (3 OR), 1 steal and 1 block in 22 minutes at LAC (2/5/18)...10 points (5-10 FGs), 5 rebounds and 2 blocks in 17 minutes at GS (2/8/18)...recorded 10 DNP-CDs...missed 1 game due to a stiff neck at HOU (2/11/18)...suffered a right hamstring strain vs. MEM (3/10/18) and missed 5 games due to the injury (vs. HOU 3/11/18-at NO 3/20/18)...DND-Inactive (return from injury management) at LAL (3/28/18)...missed 3 games due to a right knee contusion (at CLE 4/1/18, at DET 4/6/18, vs. PHO 4/10/18). **2016-17:** Averaged 2.9 points, 4.2 rebounds, 0.8 blocks and 12.4 minutes in 73 games (11 starts) while shooting 64.2% (88-137 FGs) from the field...led the team in FG% (.642), blocked shots (61) and charges drawn (22)...dunked 39 of his 88 made field goals...in his 11 starts, which included 9 straight from 12/7-12/21/16, averaged 3.7 points, 6.6 rebounds and 1.5 blocks in 21.8 minutes...1 double-double (point/rebound)...1 game with 15+ points...2 games with 10+ points...2 games with 15+ rebounds (2-0 record)...5 games with 10+ rebounds...11 games with 8+ rebounds...17 games with 7+ rebounds...7 games with 3+ blocks (5-2 record)...17 games with 2+ blocks...made his first 9 shots from the field in 2016-17 (his first miss came in the 2nd half at MIL 11/6/16)...6 points (3-3 FGs), 7 rebounds (5 OR) and 2 blocks in 17 minutes at HOU (10/30/16)...8 points (4-4 FGs) and 6 rebounds in 13 minutes vs. POR (11/4/16)...4 points (2-4 FGs), 6 rebounds, 1 assist, 1 steal and 1 block in 13 minutes vs. MIL (11/6/16)...5 points (2-2 FGs, 1-1 FTs) and 5 rebounds in 14 minutes at GS (11/9/16)...in 1st start of season (7th career), 8 points (4-5 FGs), game-high 11 rebounds, 1 assist, career-high (game-high) 4 steals and 1 block in season-high 32 minutes at SA (11/21/16)...in 2nd start, 3 points (1-4 FGs, 1-2 FTs), game-high 11 rebounds (5 OR), 1 steal and 1 block in 27 minutes at CHA (12/1/16)...6 points (3-4 FGs), 5 rebounds, career-high-tying 4 steals and 1 block in 27 minutes vs. IND (12/9/16)...7 points (3-3 FGs, 1-2 FTs), 8 rebounds (4 OR), 1 assist, 1 steal and season-high (game-high) 4 blocks in 22 minutes vs. DEN (12/12/16)...4 points (2-4 FGs), 8 rebounds, 2 steals and 3 blocks in 27 minutes vs. DET (12/14/16), before leaving the game in the 4th quarter with a left ankle sprain...7 points (3-3 FGs, 1-1 FTs), 5 rebounds and 1 assist in 21 minutes at UTA (12/16/16)...5 points (1-1 FGs, 3-5 FTs), team-high 8 rebounds (5 OR), 1 assist and 1 block in 21 minutes at LAC (12/23/16)...4 points (2-2 FGs), team-high 7 rebounds, 2 steals and 2 blocks in 16 minutes against PHO in Mexico City (1/12/17)...4 points (2-3 FGs), team-high 8 rebounds (3 OR) and 1 block in 18 minutes vs. MIN (1/15/17)...lone double-double (4th career) with season-high 16 points (7-9 FGs, 2-4 FTs) to go with career-high (game-high) 17 rebounds (8 OR), 1 steal and 1 block in 21 minutes off the bench vs. PHI (2/1/17)...Mejri's 17 boards vs. PHI (2/1/17) were tied for the 2nd-most by a reserve in 2016-17 (Aron Baynes, P.J. Tucker and Alan Williams all had 17-rebound games off the bench, while Boban Marjanovic had a 19-rebound effort off the pine)...Mejri's 12 1st-half rebounds vs. PHI (2/1/17) were the most by a sub in the 1st half of a game in 2016-17 and tied for the most by a reserve in either half of a game in 2016-17 (Willy Hernangomez, Zach Randolph, Tucker and A. Williams all had 12-rebound 2nd halves)...6 points (2-2 FGs, 2-2 FTs), 5 rebounds and game-high 3 blocks in 15 minutes vs. POR (2/7/17)...4 points (2-3 FGs), game-high 15 rebounds, 1 assist, 1 steal and 2 blocks in 19 minutes vs. ORL (2/11/17)...2 points (1-2 FGs), game-high 10 rebounds, 1 steal and 1 block in 14 minutes vs. BOS (2/13/17)...5 points (2-4 FGs, 1-2 FTs), 7 rebounds, 1 steal and 2 blocks in 19 minutes at MIN (2/24/17)...8 points (3-4 FGs, 2-3 FTs), 5 rebounds and 1 assist in 17 minutes vs. OKC (3/27/17)...8 points (3-4 FGs, 2-4 FTs), 4 rebounds (2 OR) and 1 block in 12 minutes at MEM (3/31/17)...10 points (4-6 FGs, 2-4 FTs), team-high 9 rebounds (4 OR), 2 steals and 1 block in 20 minutes at LAC (4/5/17)...6 points (2-2 FGs, 1-1 3FGs, 1-2 FTs), including 1st career 3-pointer, to go with 2 rebounds in 12 minutes in season finale at MEM (4/12/17)...recorded 8 DNP-CDs...DND-Inactive (right knee soreness) at NO (3/29/17). **2015-16:** Averaged 3.7 points, 3.6 rebounds, 1.1 blocks and 11.7 minutes in 34 games (6 starts) while shooting 62.8% (49-78 FGs) from the field...31 of his first 49 made field goals were dunks...in his 6 starts, averaged 6.3 points, 5.8 rebounds and 1.5 blocks in 19.8 minutes...appeared in 8 games (2 starts) for the Mavericks' D-League affiliate Texas Legends, averaging 8.5 points, 7.8 rebounds and 2.9 blocks in 23.8 minutes...3 double-doubles (all point/rebound)...1 game with 15+ points...4 games with 10+ points...3 games with 10+ rebounds...5 games with 3+ blocks...9 games with 2+ blocks...made NBA debut in season opener at PHO (10/28/15) and grabbed 1 rebound in 2 minutes...recorded 3 rebounds, 1 steal and 1 block in 7 minutes at LAC (10/29/15)...season-high 17 points (7-8 FGs, 3-5 FTs), including 5 dunks, to go with team-high-tying 9 rebounds (2 OR), 1 assist and 1 block in 25 minutes at OKC (1/13/16)...he hadn't scored a point (and played a total of 20 minutes) in the NBA prior to his 17-point, 9-rebound effort at OKC (1/13/16)...5 points (1-1 FGs, 3-4 FTs), 1 rebound and 2 blocks while recording a team-high-tying plus-minus of +12 in 8 4th-quarter minutes vs. OKC (1/22/16)...he entered the game vs. OKC (1/22/16) at the 7:59 mark of the 4th quarter with DAL trailing by 15 (95-80) and helped spark a late charge by the Mavs that saw them fight back and lose by only 3 (109-106) (DAL outscored



OKC 26-14 in the final 7:59 with him on the floor)...in 1st career start, 1st career double-double with 10 points (4-6 FGs, 2-2 FTs), team-high 11 rebounds (6 OR) and game-high 3 blocks in 29 minutes at HOU (1/24/16)...in 2nd start, 9 points (4-5 FGs, 1-2 FTs), 4 rebounds and 1 assist in 23 minutes at LAL (1/26/16)...7 points (2-3 FGs, 3-4 FTs) and 3 rebounds (3 OR) in 9 minutes vs. BKN (1/29/16)...4 points (2-4 FGs), 6 rebounds (4 OR), 1 steal and 1 block in 14 minutes vs. PHI (2/21/16)...2 points (1-3 FGs), 6 rebounds and 4 blocks (all 4 of DAL's blocks) in 9 minutes vs. OKC (2/24/16)...4 points (2-3 FGs), 6 rebounds and 1 block in 6 4th-quarter minutes vs. LAC (3/7/16)...2nd double-double with 13 points (4-6 FGs, 5-9 FTs), season-high (team-high) 14 rebounds, 1 assist, 1 steal and season-high (game-high) 6 blocks while recording a game-high plus-minus of +30 in season-high 33 minutes vs. POR (3/20/16)...he played a total of 12 minutes in March prior to his 13-point, 14-rebound effort vs. POR (3/20/16)...in 4th start, 3rd double-double with 14 points (6-12 FGs, 2-2 FTs), game-high 12 rebounds, 1 assist, 1 steal and 3 blocks in 30 minutes at POR (3/23/16)...6 points (3-3 FGs), 7 rebounds, 1 assist, 1 steal and 2 blocks in 24 minutes at DET (4/1/16)...4 points (2-2 FGs), 5 rebounds (3 OR) and 3 blocks in 16 minutes vs. HOU (3/6/16)...9 points (3-3 FGs, 3-4 FTs), 3 rebounds and 1 block in 13 minutes vs. MEM (4/8/16)...7 points (3-5 FGs, 1-2 FTs), 3 rebounds and 1 assist in 16 minutes in playoff-clinching win at UTA (4/11/16)...recorded 19 DNP-CDs...spent 29 games on the inactive list (25 Inactive-CD and 4 for assignment to the D-League).

PLAYOFF CAPSULE

2016: Averaged 4.8 points, 3.3 rebounds, team-high 1.3 blocks and 19.0 minutes in 4 first round games (1 start) vs. OKC...1 game with 10+ points...2 games with 2+ blocks...playoff-high 12 points (5-7 FGs, 2-4 FTs) to go with 3 rebounds and playoff-best 3 blocks in Game 2 win at OKC (4/18/16)...suffered a right hip strain in the 4th quarter of Game 4 vs. OKC (4/23/16)...missed Game 5 at OKC (4/25/16) due to the injury.

INTERNATIONAL CAPSULE

SUMMER 2015: Averaged 10.2 points, 7.0 rebounds and 2.5 blocks for Tunisia at Afrobasket 2015. **2014-15:** Played in 34 games with Real Madrid (Spain) and averaged 4.3 points and 2.1 rebounds in 8.6 minutes en route to winning the Spanish League title...he increased those averages to 5.0 points, 2.6 rebounds and 10.3 minutes in 8 Euroleague games as Real Madrid also went on to capture the Euroleague Championship with a win over Greek-power Olympiacos in the final game. **2013-14:** Played for Real Madrid (Spain)...in 26 Euroleague games, averaged 3.5 points, 2.9 rebounds and 1.1 blocks...in 41 Spanish League games, averaged 5.4 points, 3.7 rebounds and 1.0 block. **SUMMER 2013:** Competed for Tunisia at Afrobasket 2013 (Ivory Coast) and averaged 11.8 points, 8.8 rebounds, 1.8 assists, 1.0 steal and 2.0 blocks in 4 games. **2012-13:** Appeared in 36 games for Blusens Monbus Obradoiro (Spain) and averaged 9.4 points, 5.3 rebounds and 1.5 blocks. **SUMMER 2012:** Was a member of the Tunisian national team that competed at the 2012 Summer Olympics in London...averaged 10.4 points, 10.0 rebounds, 1.8 assists and 3.4 blocks in 5 games. **2011-12:** Played for Port of Antwerp Giants (Belgium)...in 33 Belgian League games, averaged 9.2 points, 7.8 rebounds, 1.4 steals and 2.5 blocks...in 12 EuroChallenge games, averaged 7.3 points, 7.2 rebounds, 1.1 steals and 1.8 blocks. **SUMMER 2011:** Helped Tunisia secure its bid to the London Olympics by winning the 2011 FIBA African Championships (Madagascar) where Mejri was named MVP...averaged 8.9 points, 9.0 rebounds and 2.4 blocks in 7 games. **2010-11:** Played for Port of Antwerp Giants (Belgium)...in 35 Belgian League games, averaged 4.5 points, 5.4 rebounds and 1.6 blocks...in 14 EuroChallenge games, averaged 6.6 points, 5.6 rebounds, 1.1 steals and 2.0 blocks. **SUMMER 2010:** Played for Tunisia at the 2010 FIBA World Championship (Turkey) and averaged 7.2 points, 6.2 rebounds and 2.2 blocks in 5 games. **2009-10:** Played his 4th straight season for Étoile Sportive du Sahel (Tunisia). **SUMMER 2009:** Helped Tunisia win bronze at Afrobasket 2009 (Libya)...averaged 5.1 points, 4.9 rebounds and 1.3 blocks in 9 games. **2008-09:** Played his 3rd season for Étoile Sportive du Sahel (Tunisia). **2007-08:** Played his 2nd season for Étoile Sportive du Sahel (Tunisia)...also played for the Tunisian national team. **2006-07:** At the age of 20, began playing for Étoile Sportive du Sahel (Tunisia)...also played for the Tunisian national team.

PERSONAL CAPSULE

Is a native of Jendouba, Tunisia...became the first player of Tunisian decent to play in the NBA...at the 11th annual "Seats for Soldiers" night, greeted more than 120 veterans from Brooke Army Medical Reserve in San Antonio in town for the Mavs game...as part of NBA Cares Season of Giving in 2015-16, joined Chef Samir Dhurandhar of Nick & Sam's Steakhouse to host 50 visually impaired children from DARS Division of Blind Services for "Rockin' Around the Kitchen – Mavs Holiday Edition!"...played soccer growing up...full name is Salah Al-Mejri...on Twitter @50Mejri.

REGULAR SEASON STATISTICS

YEAR	TEAM	GP	GS	MIN	AVG	FG	FGA	PCT	3FG	3FGA	PCT	FT	FTA	PCT	REBOUNDS		TOT	AVG	AST	PF	STL	TO	BLK	PTS	AVG
															OFF	DEF									
2015-16	DAL	34	6	397	11.7	49	78	.628	0	1	.000	27	46	.587	41	82	123	3.6	10	54	8	23	36	125	3.7
2016-17	DAL	73	11	905	12.4	88	137	.642	1	3	.333	36	61	.590	97	211	308	4.2	14	152	32	40	61	213	2.9
2017-18	DAL	61	1	729	12.0	88	137	.642	0	3	.000	38	66	.576	85	161	246	4.0	35	121	22	39	67	214	3.5
TOTAL		168	18	2031	12.1	225	352	.639	1	7	.143	101	173	.584	223	454	677	4.0	59	327	62	102	164	552	3.3

PLAYOFF STATISTICS

YEAR	TEAM	GP	GS	MIN	AVG	FG	FGA	PCT	3FG	3FGA	PCT	FT	FTA	PCT	REBOUNDS		TOT	AVG	AST	PF	STL	TO	BLK	PTS	AVG
															OFF	DEF									
2015-16	DAL	4	1	76	19.0	7	10	.700	0	0	---	5	12	.417	5	8	13	3.3	1	11	3	0	5	19	4.8
TOTAL		4	1	76	19.0	7	10	.700	0	0	---	5	12	.417	5	8	13	3.3	1	11	3	0	5	19	4.8



#41 | DIRK NOWITZKI

PROFILE

POSITION FORWARD

BORN 06/19/1978

HEIGHT/WEIGHT 7'0" | 245 LBS

YEARS PRO 20 YEARS

FROM WURZBURG/GERMANY

CAREER HIGHS

REGULAR SEASON

PTS	53	VS. HOUSTON	12/2/04
FGM	17	2 TIMES	
FGA	34	2 TIMES	
3FGM	8	AT SEATTLE	1/27/04
3FGA	15	2 TIMES	
FTM	21	VS. HOUSTON	12/2/04
FTA	22	VS. HOUSTON	12/2/04
OR	7	VS. ORLANDO	1/18/01
DR	21	VS. SACRAMENTO	2/23/02
REB	23	VS. BOSTON	2/21/02
AST	12	VS. MILWAUKEE	2/6/08
BLK	7	AT DENVER	1/6/06
STL	9	AT HOUSTON	3/7/04
MIN	57	VS. PHOENIX	3/14/07

PLAYOFFS

PTS	50	VS. PHOENIX	6/1/06
FGM	16	VS. PORTLAND	4/19/03
FGA	28	VS. SACRAMENTO	5/11/02
3FGM	5	3 TIMES	
3FGA	10	2 TIMES	
FTM	24	VS. OKLAHOMA CITY	5/17/11
FTA	24	2 TIMES	
OR	8	VS. PHOENIX	5/24/06
DR	19	VS. SAN ANTONIO	5/19/06
REB	21	VS. SAN ANTONIO	5/19/06
AST	9	VS. SACRAMENTO	5/13/03
BLK	5	2 TIMES	
STL	6	AT SAN ANTONIO	5/14/01
MIN	58	AT SACRAMENTO	5/10/03

2017-18

PTS	23	VS. NEW ORLEANS	3/4/18
FGM	8	7 TIMES	
FGA	17	AT MIAMI	12/22/17
3FGM	6	AT MIAMI	12/22/17
3FGA	15	AT MIAMI	12/22/17
FTM	7	VS. ORLANDO	1/9/18
FTA	7	VS. ORLANDO	1/9/18
OR	2	2 TIMES	
DR	12	2 TIMES	
REB	12	2 TIMES	
AST	6	VS. SAN ANTONIO	11/14/17
BLK	3	3 TIMES	
STL	5	AT GOLDEN STATE	2/8/18
MIN	32	4 TIMES	





CAREER TRANSACTIONS

Selected by Milwaukee in the first round (ninth overall pick) of the 1998 NBA Draft...draft rights traded by Milwaukee with the draft rights to Pat Garrity to Dallas for the draft rights to Robert Traylor (6/24/98)...re-signed to a six-year contract (10/22/01)...signed contract extension (9/26/06)...re-signed by Dallas (7/19/10)...re-signed by Dallas (7/15/14)...re-signed by Dallas (7/27/16)...re-signed by Dallas (7/6/17)...re-signed by Dallas (7/23/18).

PROFESSIONAL CAPSULE

Owens career averages of 21.2 points, 7.7 rebounds, 2.5 assists and 34.4 minutes per game...Mavericks' all-time leader in points (31,187), games (1,471), starts (1,440), minutes (50,573), rebounds (11,331), defensive rebounds (9,868), FGs (11,034), 3FGs (1,918), FTs (7,201) and blocks (1,263)...among NBA all-time leaders, ranks 6th in points, 5th in games, 3rd in minutes, 27th in rebounds, 5th in defensive rebounds, 8th in FGs, 11th in 3FGs, 6th in FTs, 53rd in blocks and 6th in wins (899)...1 of 2 players in NBA history to play 20 seasons all with 1 team (Kobe Bryant, Lakers)...knocked down his 1,900th career 3-pointer vs. HOU (3/11/18), becoming the 11th player in NBA history (1st international player, 1st 7-footer) to achieve the milestone...became the 6th player in NBA history and the 1st international player to reach the 31,000-point plateau with a one-legged fadeaway jumper over Jerami Grant at the 7:57 mark of the 2nd quarter vs. OKC (2/28/18)...appeared in his 1,400th career game at MEM (10/26/17), becoming the 7th player in NBA history to reach the mark...1 of 7 players in the NBA's 30,000-point club (Kareem Abdul-Jabbar, Karl Malone, Kobe Bryant, Michael Jordan, Wilt Chamberlain, LeBron James)...became the 6th player in NBA history to reach 30,000 career points with a 15-foot baseline jumper over Larry Nance Jr. at the 10:58 mark of the 2nd quarter vs. LAL (3/7/17)...also became just the 3rd player in league history to score 30,000 points with 1 franchise, joining Malone (Jazz) and Bryant (Lakers)...passed Shaquille O'Neal (28,596) for 6th place on the NBA's all-time scoring list at BKN (12/23/15)...became the 7th player in NBA history with 7,000+ made FTs vs. SA (4/13/16)...recorded his 10,000th career made field goal at SAC (11/30/15), becoming the 13th player in NBA history to reach the milestone...pulled down his 10,000th career rebound vs. SA (3/24/15), becoming the 1st player in NBA history with at least 25,000 points, 10,000 rebounds, 1,000 blocks, 1,000 steals and 1,000 3-pointers...became the 17th member of the 25,000-point club at NO (4/14/13)...reached the 20,000-point plateau vs. LAL (1/13/10), becoming the 34th player (1st European-born player) in NBA history to achieve the milestone...became the franchise's leading scorer vs. NJ (3/8/08), when he earned his 16,644th point to pass Rolando Blackman (16,643)...recorded his 1,000th career block vs. BOS (2/20/12), becoming 1 of 3 players in NBA history with 1,000+ 3-pointers and 1,000+ blocks (Clifford Robinson, Rasheed Wallace)...16 seasons with 1,000+ points (1999-2012; 2014-16)...20 career 40-point games (DAL is 16-4 all-time when he scores 40)...244 career 30-point games...2011 NBA Finals MVP...named MVP of the 2006-07 NBA season after being the only player in the league to shoot 50% from the field, 40% from 3-point range and 90% from the foul line (1st European-born player to win MVP award)...finished 3rd in voting for the 2004-05 and 2005-06 MVP award...as a starter in the 2010 NBA All-Star Game (Dallas), scored a personal-best 22 points in 28 minutes...2nd Maverick and 1st European to start an All-Star Game (2007)...in 2004-05, became the 1st European player (born and raised) to be named First Team All-NBA...also became the 1st player who did not attend a U.S. high school or university to achieve the honor...12 straight All-NBA Team selections (2000-12)...First Team All-NBA (2004-05, 2005-06, 2006-07, 2008-09)...Second Team All-NBA (2001-02, 2002-03, 2007-08, 2009-10, 2010-11)...Third Team All-NBA (2000-01, 2003-04, 2011-12)...in 2000-01, became the 1st Maverick in team history to be named All-NBA (Third Team selection)...has appeared in a team-record 13 All-Star Games (2002-12, 2013-15)...17-time NBA Western Conference Player of the Week including a Western Conference-best 4 times in the 2009-10 season (only Mav to be named POW 4 times in a single season)...named NBA Co-Western Conference Player of the Month with Michael Finley and Steve Nash after leading Dallas to a 14-0 start (Nov., 2002)...named Western Conference Player of the Month twice in 2004-05 (Dec., Feb.), in Dec., 2005, in Feb., 2007 and in Apr., 2009...became 1st Maverick to appear on the cover of Sports Illustrated (5/6/02)...scored 53 points in an overtime win vs. HOU (12/2/04), marking career and franchise-highs...scored 51 points vs. GS (3/23/06), the most by a Maverick in a regulation game...in 2000-01, became the 2nd player in NBA history to have 100+ 3-pointers and blocks in the same season (Robert Horry, 1995-96)...in 2005-06, became the 3rd player in league history to average at least 26.0 points while shooting 90.0% or better from the FT line joining Rick Barry and Larry Bird...during the 2000 All-Star Weekend, participated in the Schick Rookie Challenge and finished second in the AT&T Shootout...was also in the AT&T Shootout in 2001 and 2007 and won the event in 2006.

SEASON HIGHLIGHTS

2017-18: Averaged in his 20th season with the Mavericks, joining Kobe Bryant (Lakers) as the sole members of the NBA's 20-year, only 1-team club...also became 1 of 7 players in NBA history to play 20 seasons overall (joining Kevin Garnett, Robert Parish, Kevin Willis, Kareem Abdul-Jabbar, Bryant and Vince Carter)...appeared in 77 games (all starts), the most by a player in his 20th season in NBA history (previous most: 74 – Parish played in 74 games with CHA in 1995-96 and Abdul-Jabbar appeared in 74 with LAL in 1988-89)...his 77 starts were tied for the most on the team (Harrison Barnes also started all 77 of his games in 2017-18)...logged 1,900 minutes in 2017-18 – the most by a player in his 20th season in NBA history (previous most: 1,863 by Bryant in 2015-16)...averaged 12.0 points, 5.7 rebounds and 1.6 assists in 24.7 minutes...shot 45.6% (346-758 FGs) from the field, 40.9% (138-337 3FGs) from 3-point range and 89.8% (97-108 FTs) from the FT line...made 138 3-pointers, the most by a player age 39-or-older in a season in NBA history (previous most: 114 by 39-year-old Jason Kidd with NY in 2012-13)...his 40.9% 3FG% ranked 25th in the league in 2017-18...5 double-doubles (all point/rebound)...5 games with 20+ points...15 games with 18+ points...22 games with 15+ points...54 games with 10+ points...6 games with 10+ rebounds...28 games with 7+ rebounds...appeared in his 1,400th career game at MEM (10/26/17), becoming the 7th player in NBA history to reach the milestone...also passed Moses Malone (9,481) for 6th place on the league's all-time defensive rebounds list at MEM (10/26/17)...team-high 18 points (7-11 FGs, 4-5 3FGs), including 10 in 4th quarter, to go with 5 rebounds in 25 minutes at UTA (10/30/17)...passed Hakeem Olajuwon (10,749) on the NBA's all-time field goals made list with a 20-foot jumper (career field goal No. 10,750) at the 11:45 mark of the 2nd quarter vs. MIN (11/17/17), becoming the NBA's all-time leader in field goals made by an international player...hit his 1,800th career 3-pointer at the 11:19 mark of the 2nd quarter vs. MIL (11/18/17), becoming the 14th player in NBA history (1st international player, 1st 7-footer) to reach the milestone...1st double-double of season (406th career) with 14 points (7-12 FGs), season-high (game-high) 12 rebounds, 2 assists and 1 block in season-high 32 minutes vs. BOS (11/20/17)...pulled down his 11,000th career rebound at the 8:52 mark of the 1st quarter at MEM (11/22/17), becoming the 29th player in NBA history to reach the mark...team-high 19 points (7-10 FGs, 4-7 3FGs, 1-1 FTs) to go with 5 rebounds, 4 assists and 2 steals in 22 minutes vs. OKC (11/25/17)...16 points (5-6 FGs, 5-5 3FGs, 1-1 FTs), 3 rebounds, 1 steal and 1 block in 25 minutes vs. LAC (12/2/17)...Nowitzki, 39 at the time, went a perfect 5-of-5 from 3-point range vs. LAC (12/2/17), marking the most 3s he made without a miss in his career (previous most: 4 several times)...in NBA history, the only older players to take at least 5 3-point shots and make all of them were: Vince Carter (6 at age 40 in 2016-17) and Derek Fisher (5 at age 39 in 2013-14)...team highs of 18 points (6-13 FGs, 2-3 3FGs, 4-5 FTs) and 9 rebounds to go with 2 assists in 27 minutes at GS (12/14/17)...19 points (8-13 FGs, 3-6 3FGs), including 12 in 3rd quarter, in 25 minutes at SA



(12/16/17)...passed Kevin Willis (1,424) for 6th place on the NBA's all-time games played list vs. PHO (12/18/17)...also passed Kobe Bryant (1,827) for 13th place on the NBA's all-time 3-point field goals made list vs. PHO (12/18/17)...20 points (7-17 FGs, 6-15 3FGs), 4 rebounds and 3 assists in season-high-tying 32 minutes at MIA (12/22/17)...Nowitzki passed Chauncey Billups (1,830) for 12th place on the NBA's all-time 3-point field goals made list with his 1st 3-pointer of the game (1,831st career) at the 7:30 mark of the 1st quarter at MIA (12/22/17)...he also leapfrogged CLE's J.R. Smith for 11th place on the NBA's all-time 3-point field goals made list by knocking down a season-high 6 3-pointers at MIA (12/22/17)...18 points (7-11 FGs, 3-5 3FGs, 1-1 FTs), 6 rebounds, 4 assists and 1 block in 27 minutes at ATL (12/23/17)...18 points (8-13 FGs, 1-2 3FGs, 1-1 FTs), 7 rebounds, 1 steal and season-high 3 blocks in 27 minutes vs. TOR (12/26/17)...he scored 18+ points 5 times in a 7-game span from 12/14-12/26/17, after he scored 18 just twice in his first 28 games of the season...team highs of 15 points (7-10 FGs, 1-3 3FGs) and 7 rebounds to go with 3 assists, 1 steal and 1 block in 26 minutes at IND (12/27/17)...in 1,400th career start, 2nd double-double of season with 13 points (4-9 FGs, 3-5 3FGs, 2-3 FTs), season-high-tying (team-high) 12 rebounds, 2 assists and 1 block in 25 minutes at NO (12/29/17)...19 points (8-11 FGs, 3-3 3FGs), 3 rebounds and 2 assists in 23 minutes vs. CHI (1/5/18)...played in his 1,435th career game, all with the Mavericks, vs. NY (1/7/18), surpassing the number of games that Karl Malone played for the Jazz (1,434), to move into 2nd in NBA history for the most games played with 1 team (John Stockton, 1,504, with Jazz)...20 points (6-13 FGs, 1-3 3FGs, 7-7 FTs) and 3 rebounds in 24 minutes vs. ORL (1/9/18)...19 points (8-16 FGs, 3-7 3FGs), 2 rebounds, 2 assists and 2 steals in 23 minutes at CHA (1/10/18)...passed former Laker great Jerry West (7,160th) for 6th place on the NBA's all-time FTs made list with his 1st FT of the game (7,161st career) at the 7:51 mark of the 2nd quarter vs. LAL (1/13/18)...21 points (8-12 FGs, 3-4 3FGs, 2-2 FTs), 4 rebounds, 1 steal and 2 blocks in 29 minutes at POR (1/20/18)...3rd double-double with 14 points (5-8 FGs, 3-5 3FGs, 1-2 FTs) and team-high 10 rebounds in 27 minutes at PHO (1/31/18)...he passed Hakeem Olajuwon (9,714) for 5th place on the NBA's all-time defensive rebounds list at PHO (1/31/18)...became the 6th player in NBA history reach 50,000 career regular-season minutes played at LAC (2/5/18)...also passed Elvin Hayes (50,000) for 5th place on the league's all-time minutes played list at LAC (2/5/18)...4th double-double with 16 points (6-10 FGs, 1-4 3FGs, 3-3 FTs), game-high 11 rebounds, season-high (game-high) 5 steals and game-high-tying 2 blocks in 28 minutes at GS (2/8/18)...passed Jason Kidd (50,111) for the 4th place on the NBA's all-time minutes played list at LAL (2/23/18)...5th double-double with 12 points (5-14 FGs, 1-7 3FGs, 1-1 FTs), game-high-tying 10 rebounds, 2 assists and season-high-tying (game-high) 3 blocks in season-high-tying 32 minutes at UTA (2/24/18)...he passed Shawn Bradley (1,250) for 1st place on the Mavericks' all-time blocks list with his 3rd block of the game (1,251st career) at UTA (2/24/18) (the block occurred on Joe Crowder at the 4:31 mark of the 4th quarter)...became the 6th player in NBA history to reach the 31,000-point plateau with a one-legged fadeaway jumper over Jerami Grant at the 7:57 mark of the 2nd quarter vs. OKC (2/28/18) (the basket gave him 7 points for the game and exactly 31,000 for his career)...Nowitzki, who was assisted by J.J. Barea on the play, joined Kareem Abdul-Jabbar (38,387), Karl Malone (36,928), Kobe Bryant (33,643), Michael Jordan (32,292) and Wilt Chamberlain (31,419) as the only players in NBA history to reach 31,000 career points...18 points (6-10 FGs, 5-8 3FGs, 1-1 FTs), 6 rebounds, 2 assists and 2 steals in 27 minutes at CHI (3/2/18)...season-high (team-high-tying) 23 points (8-13 FGs, 3-5 3FGs, 4-4 FTs), including 11 in 1st quarter, to go with 7 rebounds and 1 block in 26 minutes vs. NO (3/4/18)...he passed Elvin Hayes (10,976) for 8th place on the NBA's all-time field goals made list with a hook shot at the 8:56 mark of the 2nd quarter vs. NO (3/4/18) (career field goal No. 10,977)...17 points (6-11 FGs, 5-7 3FGs) and 4 rebounds in 22 minutes vs. DEN (3/6/18)...knocked down his 1,900th career 3-pointer at the 10:34 mark of the 3rd quarter vs. HOU (3/11/18), becoming the 11th player in NBA history (1st international player, 1st 7-footer) to achieve the milestone...team-high-tying 19 points (7-13 FGs, 4-8 3FGs) to go with 3 rebounds and 2 assists in 23 minutes at NO (3/20/18)...passed Kevin Garnett (50,418) for 3rd place on the NBA's all-time regular-season minutes played list vs. UTA (3/22/18)...missed 1 game due to left ankle effusion at HOU (2/11/18) and 1 game due to a left ankle impingement at ORL (4/4/18)...underwent surgical debridement of his left ankle (4/5/18)...missed the final 3 games of the season following left ankle surgery (at DET 4/6/18-vs. PHO 4/10/18). **2016-17:** Averaged 14.2 points (2nd on team), 6.5 rebounds, 1.5 assists and 26.4 minutes in 54 games (54 starts)...shot 43.7% (296-678 FGs) from the field, 37.8% (79-209 3FGs) from 3-point range and 87.5% (98-112 FTs) from the FT line...8 double-doubles (all point/rebound)...3 games with 25+ points...11 games with 20+ points...21 games with 17+ points...24 games with 15+ points...40 games with 10+ points...14 games with 3+ 3-pointers...10 games with 10+ rebounds...5 games with 3+ blocks...in season opener, 22 points (8-19 FGs, 4-9 3FGs, 2-2 FTs), including 10 in 2nd quarter, to go with 8 rebounds, 2 assists, 2 steals and 2 blocks in season-high 38 minutes in OT loss at IND (10/26/16)...in return from a right Achilles strain, 17 points (7-12 FGs, 2-3 3FGs, 1-1 FTs), including 13 in 2nd quarter, to go with 4 rebounds in 15 1st-half minutes in DAL's 90-88 win at LAC (12/23/16)...passed Derek Fisher (853) for 6th place on the NBA's all-time wins victories with DAL's 113-105 win over WAS (1/3/17) (career win No. 854)...season-high 26 points (8-16 FGs, 5-10 3FGs, 5-7 FTs), including 10 in 4th quarter, to go with 5 rebounds and 4 assists in 31 minutes at MIN (1/9/17)...18 points (7-15 FGs, 3-5 3FGs, 1-1 FTs), 6 rebounds and 1 block in 30 minutes against PHO in Mexico City (1/12/17)...17 points (7-14 FGs, 3-4 3FGs), including 10 in 2nd quarter, to go with 6 rebounds, 2 assists and game-high 3 blocks in 28 minutes vs. MIN (1/15/17)...team-high 19 points (7-16 FGs, 2-6 3FGs, 3-5 FTs) to go with 4 rebounds and 2 steals in 29 minutes at MIA (1/19/17)...19 points (8-12 FGs, 3-3 FTs), 4 rebounds (2 OR), 2 assists and 3 blocks in 25 minutes vs. NY (1/25/17)...2nd double-double of season (399th career) with 15 points (5-11 FGs, 2-3 3FGs, 3-3 FTs), game-high-tying 10 rebounds and season-high (game-high) 4 blocks in 28 minutes at SA (1/29/17)...25 points (7-16 FGs, 4-7 3FGs, 7-7 FTs), including 19 in 2nd half (11 in 4th quarter), to go with 5 rebounds, 3 assists and 2 blocks in 30 minutes vs. POR (2/7/17)...he passed John Havlicek (10,513) for 10th place on the NBA's all-time field goals made list with an 11-foot fadeaway jumper over C.J. McCollum at the 5:59 mark of the 3rd quarter vs. POR (2/7/17) (the basket was his 4th of the game and the 10,514th of his career)...he also recorded his 1,200th career block at the 9:55 mark of the 2nd quarter vs. POR (2/7/17), becoming the 2nd player in Mavericks history to reach 1,200 blocks (Shawn Bradley - 1,250) and the 55th player in NBA history to reach the milestone...20 points (8-17 FGs, 4-5 FTs), including 10 in 4th quarter and game-tying jumper with 2.8 seconds left to force OT, to go with 7 rebounds, 2 assists and 2 steals in 37 minutes in DAL's 112-105 win vs. UTA (2/9/17)...18 points (7-17 FGs, 1-5 3FGs, 3-3 FTs), 5 rebounds, 3 assists and 2 steals in 29 minutes vs. BOS (2/13/17)...3rd double-double (400th career) with game-high 24 points (9-19 FGs, 4-6 3FGs, 2-2 FTs), including 13 in 3rd quarter, to go with team-high 10 rebounds, 3 assists, 1 steal and 1 block in 30 minutes at DET (2/15/17)...he became the 7th player in NBA history to surpass 48,000 career regular-season minutes at DET (2/15/17)...18 points (8-12 FGs, 2-2 3FGs), 9 rebounds, 1 steal and 1 block in 28 minutes vs. NO (2/25/17)...5th double-double with 18 points (8-17 FGs, 1-4 3FGs, 1-1 FTs), season-high (game-high) 13 rebounds and 3 assists in 30 minutes vs. OKC (3/5/17)...6th double-double with game-high 25 points (9-13 FGs, 3-4 3FGs, 4-4 FTs), all in 1st half (18 in 1st quarter), to go with 11 rebounds and 1 block in 24 minutes vs. LAL (3/7/17)...he became the 6th player in NBA history and the 1st international player to reach the 30,000-point plateau with a 15-foot baseline jumper over Larry Nance Jr. at the 10:58 mark of the 2nd quarter vs. LAL (3/7/17) (the basket gave him 20 points for the game and exactly 30,000 for his career)...Nowitzki, who was assisted by Devin Harris on the play, fittingly achieved the milestone on a fadeaway...he joined Kareem Abdul-Jabbar (38,387), Karl Malone (36,928), Kobe Bryant (33,643), Michael Jordan (32,292) and Wilt Chamberlain (31,419) in the exclusive 30,000-point club...Nowitzki also became just the 3rd player in league history to score 30,000 points with 1 franchise, joining Malone (Jazz) and Bryant (Lakers)...through 3/7/17, there had been 4,142 players who had



appeared in an NBA game and Nowitzki was 1 of only 6 with 30,000+ points...prior to Nowitzki, Jordan was the only player to achieve the milestone at home...Nowitzki poured in 20 points in the first 13:02 vs. LAL (3/7/17) – the 2nd-fastest he has ever reached the 20-point mark in a game (10:49, vs. CHI 12/27/01)...Nowitzki's 18-point 1st quarter vs. LAL (3/7/17) matched the highest-scoring 1st quarter of his career (18 vs. MEM 2/7/07)...7th double-double with team-high-tying 23 points (10-14 FGs, 1-2 3FGs, 2-3 FTs), including 19 in 1st half (13 in 1st quarter), to go with game-high 11 rebounds and 2 assists in 31 minutes vs. PHO (3/11/17)...17 points (7-16 FGs, 3-5 3FGs), 7 rebounds, 2 assists, 1 steal and 1 block in 29 minutes at TOR (3/13/17)...he passed Peja Stojakovic (1,760) for 14th place on the NBA's all-time 3-point field goals made list with his 2nd 3-pointer of the game (1,761st career) at the 1:44 mark of the 2nd quarter at TOR (3/13/17)...20 points (7-15 FGs, 3-7 3FGs, 3-5 FTs), including 10 in 4th quarter, to go with 4 rebounds, 2 assists and 1 block in 32 minutes at WAS (3/15/17)...team-high 23 points (9-17 FGs, 3-6 3FGs, 2-3 FTs), including 11 in 3rd quarter, to go with game-high-tying 9 rebounds in 27 minutes at BKN (3/19/17)...he passed Jack Sikma (10,816), for 29th place on the NBA's all-time rebounding list with his 1st board of the game (10,817th career) at the 10:48 mark of the 1st quarter at BKN (3/19/17)...team-high 23 points (7-14 FGs, 2-2 3FGs, 7-7 FTs), including 12 in 4th quarter, to go with 7 rebounds, 2 assists and 1 block in 31 minutes at NO (3/29/17)...8th double-double with 13 points (3-17 FGs, 1-6 3FGs, 6-6 FTs) and game-high-tying 12 rebounds in 30 minutes at MEM (3/31/17)...he passed Alex English (10,659) for 9th place on the NBA's all-time field goals made list with a trail 3-pointer at the 2:02 mark of the 4th quarter at MEM (3/31/17) (the basket was his 3rd of the game and the 10,660th of his career)...17 points (7-11 FGs, 3-6 3FGs), 5 rebounds and 1 block in 26 minutes before leaving the game with a sore right Achilles at MIL (4/2/17)...appeared in his 1,393rd career game at PHO (4/9/17), passing Tim Duncan (1,392) for 7th place on the NBA's all-time games played list...he also passed Kobe Bryant (48,637) for 6th place on the NBA's all-time minutes played list at PHO (4/9/17)...game-high 21 points (9-20 FGs, 1-4 3FGs, 2-2 FTs), including 15 in 1st half, to go with 8 rebounds, 1 assist, 1 steal and game-high 3 blocks in 27 minutes vs. DEN (4/11/17)...rested for 2 games (at OKC 1/26/17, at MEM 4/12/17)...missed 3 games due to an illness (vs. HOU 10/28/16-at HOU 10/30/16; at LAL 12/29/16)...did not play in the 2nd half vs. POR (11/4/16) due to a right Achilles strain...missed 22 games due to the injury (vs. MIL 11/6/16-at SA 11/21/16; vs. NO 11/27/16-at POR 12/21/16)...missed the game at SAC (4/4/17) due to right Achilles soreness. **2015-16:** Averaged team-high 18.3 points, 6.5 rebounds and 31.5 minutes in 75 games (all starts)...shot 44.8% (498-1,112 FGs) from the field, 36.8% (126-342 3FGs) from 3-point range and 89.3% (250-280 FTs) from the FT line...among NBA leaders, ranked 27th in scoring and 5th in FT%...averaged at least 17 points per game for the 17th straight season (only Kareem Abdul-Jabbar, 18 seasons, has averaged at least 17 ppg for more consecutive seasons than Nowitzki)...became the 5th player in NBA history to average at least 18 points per game at age 37-or-later (joining Karl Malone, Michael Jordan, Dominique Wilkins and Abdul-Jabbar)...led DAL in scoring average for the 15th time in the last 16 years...hit 100+ 3-pointers for the 3rd straight season (8th time in his career)...recorded a team-high 52 blocks...had 10 double-doubles (all point/rebound) in 2015-16, after he recorded 6 in each of his previous 3 seasons...1 40-point game...6 games with 30+ points...12 games with 25+ points...29 games with 20+ points (17-12 record)...48 games with 15+ points (26-22 record)...10 games with 10+ rebounds...made a season-high 5 3-pointers on 3 occasions...8 games with 4+ 3-pointers...19 games with 3+ 3-pointers...led the team in scoring 24 times (including ties)...game-high 25 points (10-13 FGs, 3-5 3FGs, 2-2 FTs) to go with 9 rebounds in 30 minutes at LAL (11/1/15)...1st double-double with game-high 31 points (11-14 FGs, 5-6 3FGs, 4-5 FTs) to go with 11 rebounds in 33 minutes vs. LAC (11/11/15)...he became the 5th player in NBA history 37 years of age or older to score 30+ points, collect 10+ rebounds and make at least 75% of his shots from the field in a game (Johnny Green, age 37 in 1970; Kareem Abdul-Jabbar, 37 in 1985; Artis Gilmore, 37 in 1985; Tim Duncan, 38 in 2015)...after starting 1-of-7 from the field at NO (11/10/15), Nowitzki made 17 of his next 20 shots (he finished 7-of-13 from the field at NO 11/10/15 and went 11-of-14 from the floor vs. LAC 11/11/15)...it marked the first time that Nowitzki made at least 17-of-20 shots over any span since 12/9-12/11/10 (he made 17-of-20 over a 2-game span vs. NJ 12/9/10 and vs. UTA 12/11/10)...game-high 21 points (6-16 FGs, 3-6 3FGs, 6-6 FTs), including 12 in 4th quarter, to go with 5 rebounds in 31 minutes at PHI (11/16/15)...game-high 23 points (9-14 FGs, 1-2 3FGs, 4-4 FTs) to go with 7 rebounds in 34 minutes at BOS (11/18/15)...19 points (8-12 FGs, 3-3 3FGs), 4 rebounds, 2 assists, 1 steal and 3 blocks in 32 minutes vs. UTA (11/20/15)...2nd double-double with 14 points (5-15 FGs, 2-5 3FGs, 2-2 FTs) and 10 rebounds in 29 minutes at MEM (11/24/15)...3rd double-double with 13 points (5-8 FGs, 3-3 FTs), season-high 14 rebounds and 2 assists in 35 minutes at SA (11/25/15)...recorded his 10,000th career made field goal with a one-legged fadeaway jumper over Rudy Gay at the 2:25 mark of the 2nd quarter at SAC (11/30/15), becoming the 13th player in NBA history to reach the milestone...28 points (11-24 FGs, 2-7 3FGs, 4-4 FTs), including the final 5 points of regulation to help force OT (he made a 3-pointer with 48.9 seconds left and a game-tying tip-in with 6.0 seconds left), to go with 7 rebounds and season-high 6 assists in 37 minutes in DAL's 115-112 OT win at POR (12/1/15)...4th double-double with 16 points (6-15 FGs, 4-4 FTs), 10 rebounds, 4 assists and 2 steals in 31 minutes vs. HOU (12/4/15)...19 points (5-8 FGs, 1-1 3FGs, 8-10 FTs), 6 rebounds, 4 assists and 1 block in 28 minutes at WAS (12/6/15)...25 points (9-18 FGs, 2-4 3FGs, 5-6 FTs), including 11 in 1st quarter, to go with 6 rebounds and 2 assists in 33 minutes at NY (12/7/15)...game-high-tying 20 points (7-13 FGs, 2-3 3FGs, 4-4 FTs) to go with 5 rebounds in 28 minutes vs. MEM (12/18/15)...20 points (8-17 FGs, 4-9 3FGs), including 11 in 3rd quarter, to go with 7 rebounds and 2 blocks in 28 minutes at TOR (12/22/15)...22 points (7-13 FGs, 3-5 3FGs, 5-5 FTs), including game-winning layup with 19.2 seconds left in OT, to go with 5 rebounds and 3 assists in 37 minutes in DAL's 119-118 OT win at BKN (12/23/15)...he passed Shaquille O'Neal (28,596) for 6th place on the NBA's all-time scoring list with a 17-foot baseline jumper over Andrea Bargnani at the 9:51 mark of the 2nd quarter at BKN (12/23/15) (the basket, which came off a J.J. Barea assist, gave him 10 points for the game and 28,597 for his career)...through 12/23/15, there had been 4,043 players who had appeared in an NBA game (and Nowitzki ranked 6th in scoring among those 4,043)...24 points (8-21 FGs, 2-5 3FGs, 6-8 FTs), including 16 in 2nd half (9 in 4th quarter), to go with 4 rebounds and 3 assists in 33 minutes vs. NO (1/2/16)...23 points (8-19 FGs, 2-7 3FGs, 5-6 FTs), including 13 in 4th quarter and 2 OT periods, to go with 5 rebounds and 3 assists in 43 minutes in DAL's 117-116 2OT win vs. SAC (1/5/16)...20 points (6-17 FGs, 4-10 3FGs, 4-4 FTs), including 15 in 2nd half (10 in 3rd quarter), to go with 9 rebounds, 1 steal and 1 block in 36 minutes at MIL (1/8/16)...he appeared in his 1,300th career game at MIL (1/8/16), becoming the 17th player in NBA history to reach the milestone...game-high 29 points (12-22 FGs, 4-7 3FGs, 1-1 FTs) to go with 7 rebounds and 1 steal in 32 minutes at MIN (1/10/16)...5th double-double with 17 points (7-15 FGs, 3-5 3FGs), including 6 in OT, to go with 11 rebounds and 3 assists in 38 minutes vs. CLE (1/12/16)...game-high 21 points (6-15 FGs, 2-5 3FGs, 7-7 FTs), including 10 in 2nd quarter, to go with 7 rebounds and 1 block in 33 minutes at CHI (1/15/16)...6th double-double with game-high 31 points (8-21 FGs, 3-5 3FGs, 12-13 FTs), including 21 in 4th quarter and OT (14 in 4th quarter and 7 in OT), to go with 11 rebounds and 2 steals in 35 minutes in DAL's 118-113 OT win vs. BOS (1/18/16)...19 points (7-13 FGs, 4-6 3FGs, 1-1 FTs) and 3 rebounds in 27 minutes at HOU (1/24/16)...scored 8 of his 13 points in the 4th quarter at LAL (1/26/16) and made the game-winning jumper with 2.1 seconds left (DAL won, 92-90)...it marked his 14th career game-winning field goal in the final 10 seconds of the 4th quarter or OT (and the first since 2/24/14 at NY)...game-high 28 points (10-21 FGs, 2-2 3FGs, 6-7), including 20 in 2nd half (11 in 3rd quarter), to go with 4 rebounds and 3 blocks in 35 minutes vs. MIA (2/3/16)...became the 6th player in NBA history to eclipse 29,000 points with a 3-pointer at the 10:22 mark of the 3rd quarter vs. PHI (2/21/16) (the 3-pointer gave him 12 points for the game and 29,002 for his career)...he also passed SA's Tim Duncan for 12th place on the NBA's all-time field goals made list with a 3-pointer at the



9:34 mark of the 4th quarter vs. PHI (2/21/16) (the basket was his 6th of the game and the 10,214th of his career)...game-high 33 points (10-16 FGs, 2-4 3FGs, 11-12 FTs), including 22 in 2nd and 3rd quarters (11 in each), to go with 6 rebounds and 2 steals in 34 minutes vs. OKC (2/24/16)...7th double-double with 20 points (10-21 FGs), 13 rebounds, 4 assists and 1 block in 40 minutes vs. DEN (2/26/16)...19 points (7-13 FGs, 1-3 3FGs, 4-5 FTs), 3 rebounds, 2 assists and 1 block in 27 minutes vs. ORL (3/1/16)...game-high 30 points (11-18 FGs, 5-8 3FGs, 3-3 FTs) to go with 6 rebounds and 1 block in 35 minutes at DEN (3/6/16)...he surpassed 1,000 points for the season at DEN (3/6/16), giving him his 16th career 1,000-point season (16th in the last 17 years)...22 points (9-19 FGs, 4-5 FTs), 6 rebounds and 1 steal in 28 minutes vs. LAC (3/7/16)...8th double-double with game-high-tying 25 points (10-17 FGs, 2-4 3FGs, 3-3 FTs), including 10 in 4th quarter, to go with 10 rebounds, 3 assists and 1 steal in 35 minutes vs. DET (3/9/16)...game-high 30 points (10-16 FGs, 3-5 3FGs, 7-8 FTs), including 11 in 2nd quarter and 15 in 4th, to go with 5 rebounds, 2 assists and 2 steals in 35 minutes vs. IND (3/12/16)...his 15-point 4th quarter vs. IND (3/12/16) was his highest-scoring quarter of the season...9th double-double with 23 points (8-18 FGs, 1-5 3FGs, 6-7 FTs), 11 rebounds and 2 blocks in 28 minutes at CHA (3/14/16)...20 points (7-17 FGs, 1-6 3FGs, 5-6 FTs), including 16 in 1st half, to go with 4 rebounds, 3 assists and 3 blocks in 35 minutes at CLE (3/16/16)...24 points (9-16 FGs, 3-6 3FGs, 3-3 FTs), 9 rebounds, 4 assists and 3 blocks in 33 minutes vs. GS (3/18/16)...season-high (game-high) 40 points (16-26 FGs, 3-5 3FGs, 5-5 FTs), including 8 in OT, to go with 8 rebounds, 4 assists and 2 steals in 39 minutes in DAL's 132-120 OT win vs. POR (3/20/16)...he became the 4th player in NBA history to score 40+ points in a game at age 37 or older, joining Michael Jordan, Kareem Abdul-Jabbar and Karl Malone (Kobe Bryant became the 5th with a 60-point effort vs. UTA 4/13/16)...21 points (9-16 FGs, 2-5 3FGs, 1-1 FTs), including 13 in 4th quarter, to go with 9 rebounds, 3 assists and 1 block in 36 minutes at POR (3/23/16)...he passed former Maverick Steve Nash (1,685) for 15th place on the NBA's all-time 3-point field goals made list with a 3-pointer (his 1,686th career) at the 10:19 mark of the 4th quarter at POR (3/23/16)...Nowitzki scored 20+ points in 9 straight games from 3/6-3/23/16, marking his longest streak of consecutive games with 20+ points since 2/17-3/24/11 (16 straight games with 20+ points)...over the 9-game stretch (3/6-3/23/16), he averaged 26.1 points, 7.6 rebounds, 2.3 assists and 1.1 blocks in 34.0 minutes while shooting 54.6% (89-163 FGs) from the field, 41.7% (20-48 3FGs) from 3-point range and 90.2% (37-41 FTs) from the line...Nowitzki also scored 20+ points 11 times in a 14-game span from 2/24-3/23/16, averaging 23.8 points, 7.1 rebounds, 2.4 assists, 1.1 blocks and 32.6 minutes while shooting 53.6% (127-237 FGs) from the floor, 37.9% (25-66 3FGs) from 3-point range and 90.0% (54-60 FTs) from the line...Nowitzki passed David Robinson (10,497) for 30th place on the NBA's all-time rebounding list with his 3rd board of the game (10,498th career) at the 54.9-second mark of the 3rd quarter vs. NY (3/30/16)...he also surpassed 47,000 career minutes vs. NY (3/30/16), becoming the 12th player in NBA history to reach that number...appeared in his 1,336th career game vs. HOU (4/6/16), passing Gary Payton (1,335) for 12th place on the NBA's all-time games played list...also passed Payton (47,117) for 11th place on the NBA's all-time minutes played list vs. HOU (4/6/16)...21 points (6-12 FGs, 2-6 3FGs, 7-8 FTs), 3 rebounds, 2 assists and 1 steal in 34 minutes vs. MEM (4/8/16)...10th double-double with 22 points (7-12 FGs, 4-7 3FGs, 2-2 FTs), including 10 in 1st quarter, to go with game-high 11 rebounds, 3 assists, 1 steal and 1 block in 32 minutes in playoff-clinching win at UTA (4/11/16)...he hit his 1,700th career 3-pointer at the 6:59 mark of the 3rd quarter at UTA (4/11/16), becoming the 15th player in NBA history (and the 1st 7-footer) to reach the milestone...made his 7,000th career FT at the 1:10 mark of the 3rd quarter vs. SA (4/13/16), becoming the 7th player in league history (and the 1st 7-footer) with 7,000+ made FTs...rested for 6 games: at HOU (11/14/15), at NO (1/6/16), at OKC (1/13/16), at GS (1/27/16), vs. PHO (1/31/16), at GS (3/25/16)...missed the game vs. MIN (1/20/16) due to right knee effusion. **2014-15:** Averaged 17.3 points, 5.9 rebounds and 29.6 minutes in 77 games (77 starts)...shot 45.9% (487-1,062 FGs) from the field, 38.0% (132-347 3FGs) from 3-point range and 88.2% (255-289 FTs) from the line...among NBA leaders, ranked 26th in scoring, 28th in 3FG% and 8th in FT%...6 double-doubles (5 point/rebound, 1 point/assist)...2 games with 30+ points...9 games with 25+ points (8-1 record)...25 games with 20+ points (17-8 record)...53 games with 15+ points (35-18 record)...game-high-tying 21 points (9-13 FGs, 2-4 3FGs, 1-2 FTs) in 24 minutes vs. UTA (10/30/14)...27 points (9-14 FGs, 4-4 3FGs, 5-6 FTs), 7 rebounds and 4 assists in 30 minutes vs. BOS (11/3/14)...he hit his first 5 shots (started 5-5 FGs, 4-4 3FGs) vs. BOS (11/3/14), and passed Moses Malone (9,435) for 17th place on the NBA's all-time field goals made list with a 3-pointer at the 5:06 mark of the 2nd quarter (the basket was his 5th of the game and the 9,436th of his career)...1st double-double with game-high 27 points (11-18 FGs, 5-8 3FGs), including 10 in 2nd quarter, to go with 10 rebounds in 28 minutes at UTA (11/7/14)...23 points (7-12 FGs, 2-3 3FGs, 7-8 FTs), all in the final 3 quarters, to go with 7 rebounds and 3 assists in 34 minutes vs. SAC (11/11/14)...he passed Hakeem Olajuwon (26,946) for 9th place on the NBA's all-time scoring list vs. SAC (11/11/14) with a 19-foot jumper over Carl Landry at the 8:56 mark of the 4th quarter (the basket gave him 17 points for the game and 26,947 for his career)...Nowitzki became the top foreign-born scorer of all-time (Olajuwon, born in Nigeria, was the only player born outside of the United States with more career points than the 7-footer from Germany)...game-high 21 points (7-8 FGs, 1-2 3FGs, 6-7 FTs), including 15 in 1st half, to go with 3 rebounds and 4 assists in 20 minutes vs. PHI (11/13/14)...he scored 17+ points in each of the first 9 games of the season...became the 9th player in league history to reach 27,000 career points with an 18-foot jumper from the right elbow at the 6:07 mark of the 3rd quarter at CHA (11/17/14)...he also became 1 of 4 players in NBA history to score 27,000 points with one franchise, joining Karl Malone (Jazz), Kobe Bryant (Lakers) and Michael Jordan (Bulls)...game-high 23 points (8-10 FGs, 2-2 3FGs, 5-6 FTs), including 19 in 1st half (13 in 1st quarter), in just 21 minutes vs. LAL (11/21/14)...2nd double-double with 22 points (9-17 FGs, 2-4 3FGs, 2-2 FTs), including 11 in 1st quarter, to go with 11 rebounds in 33 minutes vs. IND (11/24/14)...he passed Oscar Robertson (9,508), for 16th place on the NBA's all-time field goals made list with a 17-foot jumper at the 1:16 mark of the 1st quarter vs. IND (11/24/14) (the field goal was his 4th of the game and the 9,509th of his career)...season-high (game-high) 30 points (11-24 FGs, 1-8 3FGs, 7-7 FTs), including 11 in 4th quarter, to go with 6 rebounds and 3 steals in 39 minutes vs. NY (11/26/14)...connected on his 1,500th career 3-pointer at the 7:26 mark of the 1st quarter at TOR (11/28/14), becoming the 23rd player in NBA history with at least 1,500 career 3s...3rd double-double (1st point/assist) with 22 points (8-22 FGs, 2-6 3FGs, 4-4 FTs), 7 rebounds and season-high 10 assists in 42 minutes at CHI (12/2/14)...it marked just the 3rd time in his career that he recorded 10+ assists in a game (12 vs. MIL 2/6/08; 10 vs. DEN 3/29/10)...21 points (8-12 FGs, 1-4 3FGs, 4-4 FTs) and 4 rebounds in 26 minutes vs. MIL (12/7/14)...20 points (8-16 FGs, 4-4 FTs) and 6 rebounds in 31 minutes vs. NO (12/10/14)...23 points (11-20 FGs, 1-2 FTs) and 8 rebounds (5 OR) in 33 minutes vs. GS (12/13/14)...his 23-point effort vs. GS (12/13/14) was his 800th career 20-point game...he became 1 of 6 players in NBA history with at least 800 career 20-point games (joining Karl Malone, Kareem Abdul-Jabbar, Michael Jordan, Kobe Bryant and Shaquille O'Neal)...4th double-double with 18 points (5-10 FGs, 2-4 3FGs, 6-6 FTs) and 10 rebounds in 31 minutes at DET (12/17/14)...22 points (7-12 FGs, 2-3 3FGs, 6-7 FTs) and 5 rebounds in 29 minutes at PHO (12/23/14)...passed Elvin Hayes (27,313) for 8th place on the NBA's all-time scoring list with a 20-foot jumper at the 11:43 mark of the 3rd quarter vs. LAL (12/26/14) (the basket gave him 6 points for the game and 27,314 for his career)...he finished with 14 points (5-13 FGs, 4-4 FTs) and 8 rebounds in 24 minutes vs. LAL (12/26/14)...season-high-tying (game-high) 30 points (8-13 FGs, 2-3 3FGs, 12-12 FTs), including 10 in 4th quarter, to go with 5 rebounds and 2 blocks in 29 minutes vs. OKC (12/28/14)...passed Robert Parish (9,614) and took sole possession of 15th place on the NBA's all-time field goals made list with a 16-foot jumper at the 7:39 mark of the 1st quarter at BOS (1/2/15) (the field goal was his 1st of the game and the 9,615th of his career)...passed Moses Malone (27,409) for 7th place on the NBA's all-time scoring list with a dagger 3-pointer at the



34.8-second mark of OT at BKN (1/5/15) (the basket gave him 15 points for the game and 27,412 for his career)...he finished with 15 points (6-16 FGs, 2-3 3FGs, 1-1 FTs) and 7 rebounds in 35 minutes at BKN (1/5/15)...25 points (10-19 FGs, 2-5 3FGs, 3-4 FTs) and 6 rebounds in 30 minutes at LAC (1/10/15)...game-high 25 points (8-18 FGs, 4-5 3FGs, 5-5 FTs), including DAL's first 10 points, to go with 9 rebounds in 30 minutes vs. DEN (1/16/15)...21 points (7-13 FGs, 2-4 3FGs, 5-5 FTs), including 19 in the 2nd half (and DAL's final 8 points), to go with 6 rebounds in 32 minutes at MEM (1/19/15)...game-high 24 points (10-15 FGs, 2-5 3FGs, 2-2 FTs) to go with 7 rebounds in 34 minutes vs. CHI (1/23/15)...24 points (8-19 FGs, 2-8 3FGs, 6-8 FTs) and 6 rebounds in 33 minutes at NO (1/25/15)...passed Patrick Ewing (9,702) for 14th place on the all-time FGM list with a 3-pointer at the 8:16 mark of the 3rd quarter at HOU (1/28/15) (the basket was his 2nd of the game and the 9,703rd of his career)...25 points (11-19 FGs, 3-6 3FGs), including game-tying 3-pointer with 20.9 seconds left in 4th to force OT, in 35 minutes vs. POR (2/7/15)...5th double-double with 15 points (5-14 FGs, 5-6 FTs), season-high 14 rebounds and 2 steals in 33 minutes vs. UTA (2/11/15)...20 points (8-14 FGs, 2-5 3FGs, 2-3 FTs) and 6 rebounds in 31 minutes vs. BKN (2/28/15)...22 points (8-18 FGs, 4-7 3FGs, 2-2 FTs) and 4 rebounds in 27 minutes vs. OKC (3/16/15)...game-high 25 points (9-15 FGs, 5-6 3FGs, 2-2 FTs) to go with 8 rebounds in 31 minutes vs. ORL (3/18/15)...6th double-double with 15 points (6-16 FGs, 1-3 3FGs, 2-2 FTs), 13 rebounds and 3 assists in 31 minutes vs. SA (3/24/15)...he pulled down his 10,000th career rebound at the 8:37 mark of the 4th quarter vs. SA (3/24/15), becoming the 37th player in NBA history with at least 10,000 boards...he also became the 1st player in NBA history with at least 25,000 points, 10,000 rebounds, 1,000 blocks, 1,000 steals and 1,000 3-pointers...21 points (7-11 FGs, 2-3 3FGs, 5-6 FTs) and 7 rebounds in 32 minutes vs. HOU (4/2/15)...25 points (10-19 FGs, 5-5 FTs), 9 rebounds, 4 assists and season-high 3 blocks in 38 minutes at DEN (4/10/15)...DND (rest) at PHI (11/29/14)...DND (rest) at MIL (12/3/14)...DNP (rest) at DEN (1/14/15)...DNP (rest) at SAC (2/5/15)...NWT (rest) at UTA (4/13/15). **2013-14:** Averaged team-high 21.7 points, 6.2 rebounds, 2.7 assists and 32.9 minutes in 80 games (80 starts)...shot 49.7% (633-1,273 FGs) from the field, 39.8% (131-329 3FGs) from 3-point range and 89.9% (338-376 FTs) from the line...among NBA leaders, ranked 13th in scoring, 29th in FG%, 23rd in 3FG% and 2nd in FT%...led DAL in scoring 45 times (includes ties)...6 double-doubles (point/rebound)...3 30-point/10-rebound games...1 40-point game...3 games with 35+ points...10 games with 30+ points (7-3 record)...23 games with 25+ points (14-9 record)...48 games with 20+ points (30-18 record)...9 games with 10+ points in the 4th quarter (7-2 record)...6 games with 10+ rebounds...11 games with 4+ 3-pointers (9-2 record)...21 games with 3+ 3-pointers (15-6 record)...35 games with 2+ 3-pointers (26-9 record)...dished out a season-high 7 assists 4 times...24 points (8-14 FGs, 4-6 3FGs, 4-4 FTs), 4 rebounds and 5 assists in 33 minutes vs. ATL (10/30/13)...surpassed 40,000 career minutes vs. ATL (10/30/13), becoming the 27th player in NBA history to log 40,000+ minutes in the regular season...22 points (6-15 FGs, 10-11 FTs) and 4 rebounds in 30 minutes at HOU (11/1/13)...game-high-tying 24 points (7-16 FGs, 3-4 3FGs, 7-8 FTs) to go with 6 rebounds and 2 steals in 32 minutes vs. MEM (11/2/13)...he went 7-8 from the line vs. MEM (11/2/13) and passed Bob Pettit (6,182) for 14th place on the NBA's all-time FTM list with his 6th FT (the 1st of 2 attempts) at the 51.7-second mark of the 4th quarter...19 points (8-19 FGs, 2-5 3FGs, 1-2 FTs), 8 rebounds and 2 steals in 32 minutes vs. WAS (11/12/13)...he passed Jerry West (25,192) for 16th place on the NBA's all-time scoring list vs. WAS (11/12/13) with a 3-pointer from the left wing at the 59.9-second mark of the 3rd quarter (the basket gave him 16 points for the game and 25,194 for his career)...28 points (8-12 FGs, 3-5 3FGs, 9-10 FTs), including 12 in 1st quarter and 10 in 4th, to go with 6 rebounds, 3 assists and 2 steals in 36 minutes at MIA (11/15/13)...1st double-double with 20 points (8-15 FGs, 1-5 3FGs, 3-3 FTs), 10 rebounds and 3 assists in 33 minutes vs. PHI (11/18/13)...35 points (13-20 FGs, 2-5 3FGs, 7-7 FTs), including 14 on 6-7 FGs in 4th quarter, to go with 7 rebounds and 4 assists in 34 minutes vs. HOU (11/20/13)...he passed Reggie Miller (25,279) for 15th place on the NBA's all-time scoring list vs. HOU (11/20/13) with a FT at the 2:11 mark of the 2nd quarter (the FT gave him 17 points for the game and 25,280 for his career)...game-high 27 points (9-22 FGs, 9-9 FTs) to go with 9 rebounds in 34 minutes at DEN (11/23/13)...18 points (7-15 FGs, 4-5 FTs), including 13 in 1st half, to go with 6 rebounds in 31 minutes vs. DEN (11/25/13)...with his 1st FT (6,238th career) at the 9:10 mark of the 2nd quarter vs. DEN (11/25/13), he broke a tie with Reggie Miller (6,237) for 13th place on the NBA's all-time FTM list...Nowitzki passed BKN's Kevin Garnett for 14th place on the NBA's all-time scoring list vs. DEN (11/25/13), but Garnett scored 12 points at TOR (11/26/13) to move temporarily back in front of Nowitzki...22 points (11-19 FGs), 6 rebounds, 3 assists and 2 steals in 33 minutes vs. GS (11/27/13)...his 22-point effort vs. GS (11/27/13) gave him 25,383 career points and he again passed Garnett for 14th place on the NBA's all-time scoring list...23 points (10-13 FGs, 1-1 3FGs, 2-2 FTs), including 10 in 4th quarter, to go with 5 rebounds and 6 assists in 33 minutes vs. MIN (11/30/13)...game-high 25 points (10-21 FGs, 2-6 3FGs, 3-3 FTs), including 21 on 9-11 FGs in 2nd half (14 on 6-7 FGs in 4th quarter) in 35 minutes vs. CHA (12/3/13)...21 points (7-17 FGs, 1-3 3FGs, 6-8 FTs), including 11 in 4th quarter, to go with 7 rebounds, 3 assists, 2 steals and season-high 4 blocks in 32 minutes at NO (12/4/13)...he passed Patrick Ewing (40,594) for 25th place on the NBA's all-time minutes played list at NO (12/4/13)...30 points (13-23 FGs, 3-4 3FGs, 1-1 FTs), including 12 in 4th quarter, to go with 6 rebounds and 7 assists in 36 minutes at POR (12/7/13)...he scored 10+ points in the 4th quarter in 4 consecutive games (vs. MIN 11/30/13-at POR 12/7/13), averaging 11.8 points in the 4th during that stretch...21 points (7-14 FGs, 3-6 3FGs, 4-5 FTs), 7 rebounds and 2 blocks in 35 minutes at GS (12/11/13)...game-high 20 points (9-15 FGs, 2-2 FTs) to go with 6 rebounds, 5 assists and 2 steals in 27 minutes vs. MEM (12/18/13)...he passed Bill Russell (40,726) for 24th place on the NBA's all-time minutes played list vs. MEM (12/18/13)...22 points (10-22 FGs, 2-6 3FGs), 9 rebounds and 5 assists in 43 minutes vs. TOR (12/20/13)...21 points (7-17 FGs, 1-6 3FGs, 6-6 FTs) and 6 rebounds in 30 minutes at PHO (12/21/13)...game-high 31 points (11-18 FGs, 1-3 3FGs, 8-9 FTs), including 10 in 4th quarter, to go with 6 rebounds, 3 assists and 2 blocks in 35 minutes at HOU (12/23/13)...he passed Alex English (25,613) for 13th place on the NBA's all-time scoring list at HOU (12/23/13) with a turnaround jumper at the 11:08 mark of the 3rd quarter (the basket gave him 15 points for the game and 25,615 for his career)...game-high 25 points (10-17 FGs, 1-2 3FGs, 4-4 FTs) to go with 5 rebounds and 2 steals in 36 minutes vs. SA (12/26/13)...24 points (10-17 FGs, 4-5 3FGs), 4 rebounds, 4 assists and 2 steals in 33 minutes vs. LAC (1/3/14)...he passed Michael Jordan (41,011) for 23rd place on the NBA's all-time minutes played list vs. LAC (1/3/14)...game-high 27 points (12-20 FGs, 3-4 FTs) to go with 7 rebounds and 4 assists in 31 minutes vs. LAL (1/7/14)...he passed Scottie Pippen (41,069) for 22nd place on the all-time minutes played list vs. LAL (1/7/14)...recorded his 1,000th career steal at the 7:17 mark of the 3rd quarter at SA (1/8/14)...he became the 2nd player in Mavericks history to record 1,000 steals with the franchise (Derek Harper is Dallas' all-time leader with 1,551 steals)...he joined Kareem Abdul-Jabbar, Karl Malone, Moses Malone, Hakeem Olajuwon and Kevin Garnett as the only players in NBA history with at least 25,000 points, 9,000 rebounds, 1,000 blocks and 1,000 steals...he also joined Rasheed Wallace and Clifford Robinson as the only players in league history with at least 1,000 3-pointers, 1,000 blocks and 1,000 steals...24 points (10-19 FGs, 4-8 3FGs), 4 rebounds, 5 assists, 3 steals and 2 blocks in 28 minutes at NO (1/10/14)...he recorded a team-high plus-minus rating of +31 at NO (1/10/14)...season-high (game-high) 40 points (10-20 FGs, 5-9 3FGs, 15-16 FTs), including 27 in 2nd half (20 in 3rd quarter), to go with 4 rebounds, 4 assists and 2 steals in 33 minutes vs. NO (1/11/14)...Nowitzki, who turned 35 in June 2013, became the oldest player in NBA history to score 40+ points in a victory in which he played less than 35 minutes (Nowitzki was 70 days older than Clyde Drexler was when "The Glide" scored 43 points in 34 minutes for the Rockets in a win at LAC 11/5/97)...Nowitzki scored 20 points in the 3rd period vs. NO (1/11/14), marking the 4th time in his career that he scored at least 20 points in a quarter (also: 29 in 4th quarter vs. UTA 11/3/09; 22 in 3rd quarter at SAC 4/10/10; 21 in 4th quarter vs. HOU 4/18/12)...recorded his 1,400th



3-pointer at the 40.9-second mark of the 3rd quarter vs. ORL (1/13/14), becoming the 24th player in NBA history with at least 1,400 career 3s...27 points (8-22 FGs, 3-6 3FGs, 8-8 FTs), including 10 in 3rd quarter, to go with 8 rebounds and 3 assists in 33 minutes at LAC (1/15/14)...21 points (9-16 FGs, 2-6 3FGs, 1-2 FTs) and 5 rebounds in 35 minutes at PHO (1/17/14)...2nd double-double with 17 points (8-20 FGs, 1-2 FTs) and 10 rebounds in 35 minutes at CLE (1/20/14)...he became the franchise's all-time leader in offensive rebounds with an offensive board at the 10:21 mark of the 2nd quarter at CLE (1/20/14)...game-high 28 points (10-16 FGs, 3-5 3FGs, 5-5 FTs) to go with 9 rebounds and 4 assists in 32 minutes vs. DET (1/26/14)...3rd double-double with game-high 38 points (13-21 FGs, 1-3 3FGs, 11-11 FTs) to go with season-high (game-high) 17 rebounds and 3 assists in 35 minutes vs. HOU (1/29/14)...it was his 3rd career game with at least 38 points and 17 rebounds (38 points and 17 rebounds vs. ORL 1/18/01; 38 points and 17 rebounds at IND 2/5/02)...Nowitzki became the 13th player in NBA history to reach the 26,000-point mark vs. HOU (1/29/14) with a putback layup at the 1:06 mark of the 2nd quarter (the basket gave him 17 points for the game and 16,001 for his career)...he was fouled on the play and hit the FT to complete the 3-point play (giving him 18 points for the game and 16,002 for his career)...he became 1 of 6 players in NBA history to score 26,000 points with one franchise, joining Karl Malone (Jazz), Kobe Bryant (Lakers), Michael Jordan (Bulls), Hakeem Olajuwon (Rockets) and John Havlicek (Celtics)...he went a perfect 11-11 from the line vs. HOU (1/29/14)...with his 1st FT of the game (6,350th career) at the 5:07 mark of the 1st quarter vs. HOU (1/29/14), he passed Charles Barkley (6,349) for 12th place on the NBA's all-time FTM list...team-high 34 points (11-19 FGs, 1-3 3FGs, 11-11 FTs), including 12 in 4th quarter, to go with 5 rebounds and 2 steals in 34 minutes vs. SAC (1/31/14)...he went 11-11 from the line vs. SAC (1/31/14), marking the 35th time in his career he went 11-for-11 or better from the stripe in a game...he scored 30+ points in 2 consecutive games (38 vs. HOU 1/29/14, 34 vs. SAC 1/31/14) for the first time since April 2012 (40 at UTA 4/16/12, 35 vs. HOU 4/18/12)...23 points (9-16 FGs, 3-5 3FGs, 2-2 FTs) and 8 rebounds in 30 minutes vs. CLE (2/3/14)...game-high 26 points (10-14 FGs, 3-4 3FGs, 3-4 FTs) to go with 6 rebounds, 3 assists and 2 steals in 34 minutes at MEM (2/5/14)...20 points (5-9 FGs, 2-3 3FGs, 8-9 FTs) in 26 minutes vs. UTA (2/7/14)...game-high 20 points (7-16 FGs, 2-6 3FGs, 4-4 FTs) to go with 5 rebounds and 4 assists in 32 minutes at BOS (2/9/14)...team-high 22 points (7-14 FGs, 1-5 3FGs, 7-7 FTs), team-high-tying 9 rebounds and team-high 7 assists in 36 minutes vs. MIA (2/18/14)...25 points (9-12 FGs, 5-7 3FGs, 2-2 FTs), including 14 in 1st quarter, to go with 7 rebounds and 4 assists in 27 minutes at PHI (2/21/14)...24 points (9-19 FGs, 2-7 3FGs, 4-4 FTs) and 4 rebounds in 31 minutes at DET (2/22/14)...15 points (6-13 FGs, 3-3 FTs), including game-winning jumper at the buzzer, to go with 3 assists and 2 steals in 32 minutes at NY (2/24/14)...he hit a 19-foot jumper at the buzzer to give DAL a 110-108 win at NY (2/24/14)...it was the first buzzer-beater by a visiting player at Madison Square Garden since 11/22/09 (when Kevin Garnett hit one with BOS)...it was the first time that Nowitzki had hit a game-winning shot at the buzzer since doing it in OT at MIL (11/16/09)...it marked the 13th time in his career that Nowitzki made a game-winning basket in the final 10 seconds of a regular-season contest (and the first since 3/30/13 vs. CHI)...game-high-tying 22 points (9-17 FGs, 4-5 FTs) to go with 7 rebounds in 31 minutes at SA (3/2/14)...game-high 27 points (13-20 FGs, 1-2 3FGs), including 11 in 3rd quarter, to go with 7 rebounds in 34 minutes at DEN (3/5/14)...22 points (8-19 FGs, 6-7 FTs), 5 rebounds, 6 assists and 2 steals in 34 minutes vs. POR (3/7/14)...tied John Havlicek (26,395) for 12th place on the NBA's all-time scoring list with a turnaround fadeaway jumper at the 8:29 mark of the 4th quarter at GS (3/11/14)...game-high 31 points (12-14 FGs, 4-4 3FGs, 3-3 FTs), including DAL's first 7 points (10 in 1st quarter), to go with 8 rebounds in 33 minutes at UTA (3/12/14)...he passed Havlicek (26,395) for 12th place on the NBA's all-time scoring list with his first basket of the game (a one-legged fadeaway jumper) at the 11:46 mark of the 1st quarter at UTA (3/12/14) (the basket gave him 26,397 points)...21 points (9-15 FGs, 1-2 3FGs, 2-3 FTs), 6 rebounds and 2 steals in 29 minutes vs. DEN (3/21/14)...4th double-double with 32 points (11-23 FGs, 2-8 3FGs, 8-8 FTs), including 15 in the 4th quarter and OT, to go with 10 rebounds, 6 assists, 4 steals and 1 block in 39 minutes vs. OKC (3/25/14)...he became only the 3rd player in Mavericks history to record that many rebounds, assists and steals in a game in which he scored 30+ points (Michael Finley, Jason Kidd)...21 points (7-15 FGs, 1-4 3FGs, 6-10 FTs), 9 rebounds and 3 assists in 35 minutes vs. LAC (3/27/14)...team-high 19 points (5-10 FGs, 9-10 FTs) to go with team-high 7 rebounds and team-high-tying 7 assists in 30 minutes vs. SAC (3/29/14)...5th double-double with game-high 33 points (13-21 FGs, 6-8 3FGs, 1-3 FTs), including 22 in 1st half (16 in 2nd quarter), to go with 11 rebounds, 3 assists and 2 steals in 40 minutes vs. GS (4/1/14)...6th double-double with game-high 26 points (10-18 FGs, 4-7 3FGs, 2-2 FTs), including 11 in 2nd quarter and 10 in 4th, to go with 11 rebounds and 2 steals in 35 minutes at LAC (4/3/14)...game-high 27 points (11-14 FGs, 1-2 3FGs, 4-5 FTs) to go with 9 rebounds (3 OR) and 5 assists in 34 minutes at LAL (4/4/14)...he passed Dominique Wilkins (26,668) for 11th place on the NBA's all-time scoring list with a FT at the 8:47 mark of the 3rd quarter at LAL (4/4/14) (the FT, which was the 1st of 2, gave him 18 points for the game and 26,669 for his career)...named Western Conference Player of the Week for games played from 3/31-4/6/14, after leading DAL to a 3-1 week with wins over LAC, LAL and SAC...he averaged 25.3 points, 8.0 rebounds, 3.0 assists, 1.0 steal and 35.5 minutes per game during that stretch (3/31-4/6/14) while shooting 55.7% (39-70 FGs) from the field and 56.5% (13-23 3FGs) from 3-point range...game-high 21 points (9-11 FGs, 2-3 3FGs, 1-1 FTs), including 11 in 1st quarter, to go with 6 rebounds and 3 assists in 33 minutes at UTA (4/8/14)...he passed Oscar Robertson (26,710) for 10th place on the NBA's all-time scoring list with a 19-foot jumper at the 11:46 mark of the 4th quarter at UTA (4/8/14) (the basket gave him 18 points for the game and 26,711 for his career)...helped DAL clinch playoff berth with 23 points (8-15 FGs, 3-6 3FGs, 4-4 FTs), including 21 on 7-10 FGs (3-4 3FGs) in 2nd half, to go with 8 rebounds, 3 assists and 2 steals in 39 minutes vs. PHO (4/12/14)...game-high 30 points (12-22 FGs, 3-9 3FGs, 3-3 FTs) to go with 5 rebounds and season-high-tying 4 blocks in season-high 46 minutes at MEM (4/16/14)...he passed Clifford Robinson (42,561) for 18th place on the NBA's all-time minutes played list at MEM (4/16/14)...NWT (illness) vs. MIL (12/14/13)...DND-Inactive (rest) at TOR (1/22/14). **2012-13:** Averaged team-high 17.3 points, 6.8 rebounds, 2.5 assists and 31.3 minutes in 53 games (47 starts) while shooting 47.1% (343-728 FGs) from the field, 41.4% (65-157 3FGs) from 3-point range and 86.0% (166-193 FTs) from the line...among NBA leaders, ranked 22nd in 3FG% and T-11th in FT%...6 double-doubles (all point/rebound)...1 20-20 game (point/rebound)...3 games with 30+ points...6 games with 25+ points...19 games with 20+ points...37 games with 15+ points...6 games with 10+ rebounds...4 games with 3+ steals...4 games with 3+ blocks...made season debut at SA (12/23/12) and had 8 points (3-4 FGs, 1-1 3FGs, 1-2 FTs) and 6 rebounds in 20 minutes off the bench...became the 18th player in NBA history with at least 6,000 made FTs at OKC (12/27/12)...he also became just the 4th 7-footer with 6,000+ FTs (Kareem Abdul-Jabbar, Wilt Chamberlain, David Robinson)...19 points (7-15 FGs, 2-4 3FGs, 3-4 FTs) and 6 rebounds in 29 minutes at MIA (1/2/13)...in 1st start of season, 20 points (7-16 FGs, 2-3 3FGs, 4-6 FTs) and 6 rebounds in 34 minutes vs. NO (1/5/13)...20 points (7-14 FGs, 2-5 3FGs, 4-4 FTs), 5 rebounds and 5 assists in 32 minutes at UTA (1/7/13)...with his 1st 3-pointer at the 9:59 mark of the 1st quarter at UTA (1/7/13), he passed Mookie Blaylock (1,283) for 30th place on the NBA's all-time 3-point field goals made list...17 points (5-8 FGs, 3-3 3FGs, 4-7 FTs), 6 rebounds and 3 assists in 28 minutes vs. MEM (1/12/13)...19 points (7-14 FGs, 1-4 3FGs, 4-4 FTs), including 15 in 2nd half and 10 in 4th quarter, to go with 8 rebounds in 33 minutes vs. HOU (1/16/13)...game-high-tying 18 points (7-14 FGs, 1-3 3FGs, 3-4 FTs) and 7 rebounds in 30 minutes vs. PHO (1/27/13)...with a jumper at the 5:38 mark of the 3rd quarter vs. PHO (1/27/13), he passed Allen Iverson (24,368) for 18th place on the NBA's all-time scoring list (the basket gave him 13 points for the game and 24,370 for his career)...team-high 26 points (11-21 FGs, 2-6 3FGs, 2-2 FTs), including 12 in 4th quarter, to go with 4 rebounds and 4 assists in 34 minutes at POR (1/29/13)...24 points (8-14 FGs, 3-4 3FGs, 5-6 FTs), 7 rebounds and 2 steals in



36 minutes vs. ATL (2/11/13)...17 points (6-9 FGs, 1-1 3FGs, 4-4 FTs), 8 rebounds, 6 assists and 3 steals in 30 minutes vs. SAC (2/13/13)... game-high 25 points (10-17 FGs, 2-3 3FGs, 3-3 FTs) to go with 7 rebounds and 4 assists in 33 minutes at NO (2/22/13)...1st double-double with team-high 30 points (11-19 FGs, 4-4 3FGs, 4-5 FTs) to go with 13 rebounds and 3 steals in 39 minutes vs. LAL (2/24/13)...6th career 20-20 game with 21 points (8-16 FGs, 1-3 3FGs, 4-4 FTs), season-high (game-high) 20 rebounds and 2 steals in 35 minutes vs. MIL (2/26/13)...it was his first 20-20 game since 4/3/03 vs. LAL (25 points and 22 rebounds), an NBA-record span of 9 years and 329 days between 20-20 efforts (points with rebounds or assists)...it was also his 7th career game with 20+ rebounds, and his first since 12/27/07 (20 rebounds)...20 points (8-14 FGs, 1-3 3FGs, 3-3 FTs) and 8 rebounds in 34 minutes at BKN (3/1/13)...22 points (9-16 FGs, 1-2 3FGs, 3-3 FTs), 5 rebounds and 3 assists in 33 minutes vs. HOU (3/6/13)...3rd double-double with 19 points (7-13 FGs, 1-5 3FGs, 4-5 FTs), including 17 in 1st half, to go with 11 rebounds and 3 assists in 31 minutes at MIL (3/12/13)...4th double-double with 21 points (6-16 FGs, 3-5 3FGs, 6-6 FTs), 11 rebounds, 3 assists and 3 steals in 35 minutes at SA (3/14/13)...3rd straight double-double (5th of the season) with 13 points (6-17 FGs, 1-3 3FGs), 11 rebounds, 4 assists and 2 steals in 33 minutes vs. CLE (3/15/13)...23 points (8-10 FGs, 3-4 3FGs, 4-4 FTs) and 7 rebounds in 34 minutes vs. OKC (3/17/13)...22 points (7-11 FGs, 2-2 3FGs, 6-6 FTs), 6 rebounds and 5 assists in 30 minutes at ATL (3/18/13)...pulled down his 9,000th career rebound at the 11:26 mark of the 4th quarter vs. BKN (3/20/13), becoming the 46th player in NBA history with 9,000+ boards...he also became 1 of 10 players in NBA history with at least 24,000 points and 9,000 rebounds (joining Kareem Abdul-Jabbar, Karl Malone, Wilt Chamberlain, Shaquille O'Neal, Moses Malone, Elvin Hayes, Hakeem Olajuwon, Kevin Garnett and Patrick Ewing)...22 points (8-15 FGs, 1-2 3FGs, 5-5 FTs) and 7 rebounds in 32 minutes vs. BOS (3/22/13)...game-high-tying 33 points (12-21 FGs, 9-10 FTs) and 9 rebounds in 39 minutes vs. LAC (3/26/13)...he moved past Patrick Ewing (24,815) and into 17th place on the NBA's all-time scoring list vs. LAC (3/26/13) with a jumper at the 8:51 mark of the 1st quarter (the basket gave him 24,816 career points)...he also passed Elgin Baylor (8,693) for 20th place on the NBA's all-time FGM list with a driving hook shot (his 8,694th career FG) at the 4-minute mark of OT vs. LAC (3/26/13)...21 points (10-20 FGs, 1-2 FTs) and 7 rebounds in 33 minutes vs. IND (3/28/13)...season-high (game-high) 35 points (14-17 FGs, 5-6 3FGs, 2-2 FTs), including 20 in 1st half and 15 in 4th quarter, to go with 7 rebounds in 34 minutes vs. CHI (3/30/13)...he scored DAL's final 8 points vs. CHI (3/30/13) and hit a game-winning 3-pointer with 2.9 seconds left to lift DAL to a 100-98 win (DAL closed the game on a 15-1 run)...21 points (6-18 FGs, 2-5 3FGs, 7-7 FTs), 8 rebounds (3 OR) and 3 assists in 34 minutes vs. PHO (4/10/13)...6th double-double with game-high-tying 22 points (9-17 FGs, 2-4 3FGs, 2-2 FTs), 10 rebounds and 4 assists in 40 minutes vs. DEN (4/12/13)...19 points (7-14 FGs, 1-2 3FGs, 4-4 FTs), 6 rebounds and 2 blocks in 27 minutes at NO (4/14/13)...he surpassed the 25,000-point plateau at NO (4/14/13) with an 18-foot fadeaway jumper over Robin Lopez at the 6:44 mark of the 2nd quarter (the basket gave him 25,001 career points)...he became the 17th player in NBA history to reach the 25,000-point milestone...he also became 1 of 9 players in NBA history with at least 25,000 points and 9,000 rebounds...game-high 26 points (8-18 FGs, 2-4 3FGs, 8-9 FTs) in 35 minutes vs. MEM (4/15/13)...underwent arthroscopic surgery to his right knee (10/19/12)...spent the first 27 games of the season on the inactive list recovering from the surgery (at LAL 10/30/12-at MEM 12/21/12)...also missed 2 games due to a right adductor strain (at GS 1/31/13-at PHO 2/1/13). **2011-12:** Averaged 21.6 points, 6.8 rebounds, 2.2 assists and 33.5 minutes in 62 games (62 starts) while shooting 45.7% (473-1,034 FGs) from the field, 36.8% (78-212 3FGs) from 3-point range and 89.6% (318-355 FTs) from the line...among NBA leaders, ranked 8th in scoring, 3rd in FT%, 36th in rebounding and 39th in minutes...led his team in scoring a league-high 45 times...11 double-doubles (all point/rebound)...2 40-point games...8 games with 30+ points...23 games with 25+ points...39 games with 20+ points...11 games with 10+ rebounds...2 games with 3+ blocks...1st double-double with 29 points (9-17 FGs, 1-4 3FGs, 10-10 FTs), 10 rebounds in 39 minutes at OKC (12/29/11)...became the 31st player in NBA history with 8,000 FGM at the 7:40 mark of the 2nd quarter vs. OKC (1/2/12)...finished with a team-high 26 points (10-16 FGs, 1-5 3FGs, 5-6 FTs), 6 rebounds, 3 assists and 2 steals in 36 minutes vs. OKC (1/2/12)...appeared in his 1,000th career regular-season game vs. PHO (1/4/12) and tallied 20 points (7-17 FGs, 6-7 FTs), 6 rebounds and a season-high 7 assists in 35 minutes...scored his 23,000th career point vs. MIL (1/13/12) with his 1st free throw at the 7:17 mark of the 2nd quarter, becoming the 23rd player in NBA history to achieve the milestone...2nd double-double with 10 points (5-14 FGs) and a game-high 13 rebounds in 38 minutes vs. SA (1/29/12)...game-high-tying 30 points (12-17 FGs, 1-4 3FGs, 5-6 FTs), including 20 in 1st half, to go with 7 rebounds in 33 minutes vs. IND (2/3/12)...24 points (9-15 FGs, 2-2 3FGs, 4-5 FTs), 8 rebounds, 2 blocks in 35 minutes at CLE (2/4/12)...he moved past Elgin Baylor (23,149) and into 22nd place on the NBA's all-time scoring list on 2/4/12 with a 17-foot fadeaway at the 7:37 mark of the 4th quarter... game-high 25 points (11-20 FGs, 1-6 3FGs, 2-2 FTs), 9 rebounds, 35 minutes at DEN (2/8/12)...he passed Adrian Dantley (23,177) for 21st place on the NBA's all-time scoring list on 2/8/12 with a jumper at the 1:36 mark of the 4th quarter...game-high 33 points (11-19 FGs, 4-7 3FGs, 7-10 FTs), 3 blocks in 35 minutes at MIN (2/10/12)...3rd double-double with game-high 28 points (10-22 FGs, 2-4 3FGs, 6-6 FTs), including 24 in 2nd half, game-high 12 rebounds in 37 minutes at PHI (2/17/12)...game-high 34 points (11-20 FGs, 4-5 3FGs, 8-9 FTs), 5 rebounds, 2 steals, 38 minutes at NY (2/19/12)...game-high 26 points (10-24 FGs, 1-3 3FGs, 5-5 FTs) and season-high (game-high) 16 rebounds, including 21 points and 10 rebounds in 1st half, in 30 minutes vs. BOS (2/20/12)...recorded his 1,000th career block on 2/20/12 with a rejection on an Avery Bradley shot attempt at the 9:30 mark of the 1st quarter...became 1 of only 3 players in NBA history with at least 1,000 3-pointers and 1,000 blocks, joining Clifford Robinson (1,253 3s and 1,390 blocks) and Rasheed Wallace (1,064 3s and 1,445 blocks)...moved past Robert Parish (23,334) and into 20th place on the NBA's all-time scoring list on 2/20/12 with a 3-point play at the 5:55 mark of the 1st quarter...he hit a 14-foot jumper and was fouled by Chris Wilcox on the shot...he connected on the FT, giving him his 7th point of the game (23,335th career)...5th double-double with game-high 25 points (9-22 FGs, 1-6 3FGs, 6-8 FTs), including 17 in 2nd half, to go with 12 rebounds in 36 minutes vs. LAL (2/22/12)...6th double-double with 24 points (7-19 FGs, 3-4 3FGs, 7-11 FTs), 10 rebounds, 3 steals, 36 minutes vs. NJ (2/28/12)...recorded his 1,000th career start at MEM (2/29/12) but left the game in the 2nd quarter with lower back tightness and did not return...season-high-tying 40 points (14-21 FGs, 3-8 3FGs, 9-10 FTs), 6 rebounds in 29 minutes vs. UTA (3/3/12)...28 points (8-18 FGs, 12-12 FTs), including 24 points on 7-10 FGs in 2nd half, in 34 minutes vs. NY (3/6/12)...game-high 27 points (10-14 FGs, 2-5 3FGs, 5-6 FTs), including 20 points on 8-9 FGs in 1st half, in 28 minutes vs. WAS (3/13/12)... game-high 27 points (9-21 FGs, 3-7 3FGs, 6-7 FTs), 6 rebounds, game-high 5 assists, 33 minutes vs. CHA (3/15/12)...game-high 27 points (9-19 FGs, 2-3 3FGs, 7-7 FTs), including 19 in 1st half, to go with 6 rebounds and 4 assists in 36 minutes vs. SA (3/17/12)...7th double-double with game-high 33 points (12-19 FGs, 3-4 3FGs, 6-8 FTs), game-high 11 rebounds, 6 assists, 31 minutes at DEN (3/19/12)...8th double-double with 26 points (10-24 FGs, 2-5 3FGs, 4-5 FTs), 10 rebounds, 4 assists, 2 steals, 36 minutes vs. LAL (3/21/12)...game-high 31 points (10-20 FGs, 2-6 3FGs, 9-10 FTs), 7 rebounds, 2 blocks, 39 minutes at HOU (3/24/12)...he passed Charles Barkley (23,757) for 19th place on the NBA's all-time scoring list on 3/24/12 with his 31st point in OT (FT at the 18.5-second mark of OT)...game-high 25 points (9-19 FGs, 7-7 FTs), including 16 points on 8-10 FGs in 1st half, to go with 6 rebounds in 34 minutes at MIA (3/29/12)...he eclipsed the 1,000-point mark for the 13th consecutive season on 3/29/12...game-high 28 points (9-18 FGs, 2-3 3FGs, 8-8 FTs) in 37 minutes at ORL (3/30/12)...he hit the game-winning basket (15-foot fadeaway) on 3/30/12 with 5.9 seconds left to give DAL a 100-98 win...9th double-double with game-high 23 points (10-18 FGs, 3-5 FTs), 10 rebounds, 38 minutes vs. MEM (4/4/12)...10th double-double with 23 points (9-16 FGs, 1-5 3FGs, 4-4 FTs), game-high 14 rebounds, 43 minutes vs. POR



(4/6/12)...27 points (10-23 FGs, 1-5 3FGs, 6-7 FTs) in 37 minutes at GS (4/12/12)... 11th double-double with game-high 24 points (9-28 FGs, 3-8 3FGs, 3-3 FTs) and 14 rebounds in 43 minutes at LAL (4/15/12)...he became the 19th player in NBA history to reach the 24,000-point plateau in OT at LAL (4/15/12)...season-high-tying (game-high) 40 points (13-26 FGs, 2-7 3FGs, 12-12 FTs), including 33 points in regulation, to go with 9 rebounds and 6 assists in 53 minutes at UTA (4/16/12)...game-high 35 points (10-18 FGs, 3-4 3FGs, 12-12), including 31 in 2nd half and 21 in 4th quarter, in 39 minutes vs. HOU (4/18/12)...it marked the 3rd-highest point total in a half in franchise history (Nowitzki, 34, vs. UTA 11/3/09)...missed 4 games due to a sore right knee (at NO 1/21-vs. UTA 1/27/12)...left the game at MEM (2/29/12) with lower back tightness at the 11:09 mark of the 2nd quarter and did not return. **2010-11:** Averaged team-high 23.0 points, 7.0 rebounds, 2.6 assists and 34.3 minutes in 73 starts while shooting career-high 51.7% (610-1179 FGs) from the field, 39.3% (66-168 3FGs) from 3-point range and 89.2% (395-443 FTs) from the line...among NBA leaders, ranked 10th in scoring, 18th in FG% and 7th in FT%...led team in points and minutes per game...16 double-doubles...1 40-point game...12 games with 30+ points...31 games with 25+ points...52 games with 20+ points...16 games with 10+ rebounds...4 games with 3+ blocks...1st double-double with game-high 28 points (11-13 FGs, 6-6 FTs), 13 rebounds, 36 minutes vs. CHA (10/27/10)...had his consecutive FTM streak in regular season (3/29-10/29/10) snapped at 82 vs. MEM (10/29/10)...game-high 35 points (15-31 FGs, 5-6 FTs) in 39 minutes at DEN (11/3/10)...game-high 36 points (15-26 FGs, 3-5 3FGs, 3-6 FTs), 8 rebounds, season-high 42 minutes vs. CHI (11/19/10)...5th double-double with season-best 42 points (13-23 FGs, 3-3 3FGs, 13-16 FTs), 12 rebounds (5 OR) in 40 minutes vs. DET (11/23/10)...8th double-double (350th career) with 31 points (10-12 FGs, 3-4 3FGs, 8-11 FTs), season-high 15 rebounds in 39 minutes vs. UTA (12/11/10)...game-high 30 points (12-24 FGs, 3-6 3FGs, 3-3 FTs), 7 rebounds, 39 minutes vs. MIL (12/13/10)...moved past Larry Bird (21,791) and into 25th place on the NBA's all-time scoring list with a 3-pointer at the 11:18 mark of the 4th quarter at ORL (12/21/10)...game-high 32 points (10-17 FGs, 4-7 3FGs, 8-8 FTs), 5 rebounds, 5 assists, 31 minutes at DET (1/17/11)...scored 22,000th career point on the 2nd of 2 free throws at the 45.8-second mark of the 2nd quarter...game-high 35 points (13-18 FGs, 3-3 3FGs, 6-6 FTs) in 37 minutes at PHO (2/17/11)...with his 18th point at the 7:46 mark of the 3rd quarter vs. UTA (2/23/11), he moved past Clyde Drexler (22,195) and into 23rd place on the NBA's all-time scoring list...10th double-double with game-high 31 points (11-20 FGs, 2-4 3FGs, 7-10 FTs), 13 rebounds, 34 minutes at TOR (2/27/11)...13th double-double with game-high 34 points (10-22 FGs, 2-3 3FGs, 12-12 FTs), 13 rebounds (6 OR), 35 minutes at GS (3/16/11)...saw his streak of 74 consecutive FTM (3/4-3/27/11; longest in NBA in 2010-11) come to an end at LAC (3/30/11) on his 1st FTA at the 4:09 mark of the 4th quarter...15th double-double with 27 points (10-20 FGs, 1-2 3FGs, 6-6 FTs), 13 rebounds, 34 minutes at LAL (3/31/11)...50th 20-point effort of season with 20 points (10-16 FGs) 8 rebounds, season-high 7 assists, 38 minutes vs. LAC (4/8/11)...suffered a right knee sprain at the 9:10 mark of the 2nd quarter at OKC (12/27/10) and did not return...missed 9 games due to the injury (at TOR 12/28/10-at SA 1/14/11). **2009-10:** Averaged team-high 25.0 points, 7.7 rebounds, 2.7 assists, 1.0 block and 37.5 minutes in 81 games (80 starts)...shot 48.1% (720-1496 FGs) from the floor, career-high 42.1% (51-121 3FGs) from 3-point range and career-high 91.5% (536-586 FTs) from the line...among NBA leaders, ranked 7th in scoring, 2nd in FT%, 25th in rebounds per game and 15th in minutes per game...3 games with 40 points, 20 games with 30 points...20 double-doubles...1 triple-double...game-high 34 points (10-25 FGs, 2-5 3FGs, 12-13 FTs), 9 rebounds, 1 assist, 2 blocks, 39 minutes vs. WAS (10/27/09)...40 points (12-22 FGs, 1-3 3FGs, 15-16 FTs), 11 rebounds (9 DR), 5 assists, 2 steals, 5 blocks, 39 minutes for 1st 40-point game and 2nd double-double of season vs. UTA (11/3/09)...in UTA game, set following franchise marks: points in a quarter (29, 4th), FTM in a quarter (14, 4th), FTA in a quarter (14, 4th), most FTM without a miss in a quarter (14-14, 1,000, 4th)...29 points (9-27 FGs, 1-3 3FGs, 10-10 FTs), 12 rebounds (11 DR) in 41 minutes for 3rd double-double at SA (11/11/09)...4th double-double with 20 points (8-15 FGs, 1-3 3FGs, 3-4 FTs), 11 rebounds (9 DR), 2 assists, 3 blocks in 29 minutes at MIN (11/13/09)...5th double-double with game-high 32 points (12-25 FGs, 1-2 3FGs, 7-8 FTs), including game-winner as time in OT expired, 11 rebounds, 3 assists, 2 steals and 1 block in 43 minutes at MIL (11/16/09)...31 points (10-14 FGs, 11-13 FTs), 4 rebounds, 2 assists, 1 steal, 2 blocks in 30 minutes at IND (11/27/09)...6th 30-point game with 32 points (11-24 FGs, 2-6 3FGs, 8-10 FTs), 9 rebounds, 2 assist, 1 steal, 4 blocks in 44 minutes vs. ATL (12/5/09)...7th 30-point game with game-high 33 (12-20 FGs, 9-9 FTs), 8 rebounds, 3 assists, 1 block in 41 minutes vs. PHO (12/8/09)...8th 30-point game with 36 (14-34 FGs, 8-10 FTs), including game-winner with 1.7 seconds to go in OT, vs. CHA (12/12/09)...9th 30-point game, 9th double-double with 35 points (13-18 FGs, 2-2 3FGs, 7-8 FTs), 11 rebounds, 2 assist, 2 steals, 1 block in 39 minutes at OKC (12/16/09)...11th double-double with 22 points (9-20 FGs, 4-4 FTs), 12 rebounds (10 DR), 4 assists, 1 steal and 45 minutes vs. DET (1/5/10)...team-high 26 points (10-28 FGs, 2-3 3FGs, 4-4 FTs), including 16 in 4th quarter, 5 rebounds, 2 assists, 3 blocks at SA (1/8/10)...10th 30-point game of season with 30 points (11-22 FGs, 1-1 3FGs, 7-7 FTs), season-high 16 rebounds, 2 assists, 1 block in 43 minutes vs. LAL (1/13/10)...at 10:57 mark of 4th quarter of LAL game, scored 20,000th and 20,001st points of career on a 14-foot jumper over Lamar Odom to become 34th player in NBA history to score 20,000 points...32 points (9-18 FGs, 14-15 FTs), 5 rebounds, 2 assists, 2 steals, 39 minutes vs. OKC (1/15/2010)...37 points (14-22 FGs, 9-12 FTs), 7 rebounds, 3 assists, 44 minutes at BOS (1/18/10)...came off bench for 1st time since rookie season to score 21 points (6-15 FGs, 9-10 FTs), 8 rebounds, 4 assists, 37 minutes vs. MIN (2/5/10)...13th 30-point outing with game-high 31 (10-19 FGs, 11-11 FTs), 9 rebounds, 1 assist, 1 steal, 42 minutes vs. LAL (2/24/10)...14th 30-point game (2nd consecutive) with 37 points (15-26 FGs, 2-2 3FGs, 5-5 FTs), 9 rebounds, 4 assists, 1 steal, 1 block, 46 minutes at ATL (2/26/10)...15th 30-point game with 36 (14-25 FGs, 8-9 FTs), 8 rebounds, 7 assists, 1 steal, 39 minutes vs. NO (2/28/10)...13th double-double with 27 points (12-23 FGs, 3-3 FTs), 13 rebounds (12 DR), 1 assist, 1 steal, 2 blocks, 42 minutes at CHA (3/1/10)...6th 30-point, 10-rebound game with 31 (12-26 FGs, 7-7 FTs), 12 rebounds, 3 assists and 3 blocks in 42 minutes vs. SAC (3/5/10)...ejected from the game after receiving 2 technical fouls with 9:16 to go in 3rd quarter vs. LAC (3/23/10)...1st triple-double, 17th game with 30 points with 34 points (7-17 FGs, 4-5 3FGs, 16-17 FTs), 10 rebounds, season-high 10 assists, 1 block, 37 minutes vs. DEN (3/29/10)...19th double-double, 18th 30-point game with game-highs 30 points (10-19 FGs, 10-10 FTs), 13 rebounds in 44 minutes vs. OKC (4/3/10)...40 points (11-24 FGs, 1-2 3FGs, season-highs 17-17 FTs), 10 rebounds, 1 steal and 42 minutes for 20th double-double, 19th 30-point game at POR (4/9/10)...game-high 39 points (12-20 FGs, 2-2 3FGs, 13-13 FTs), including 24 in 2nd half, 7 rebounds, 2 assists and 37 minutes at SAC (4/10/10)...sustained laceration to right elbow during 2nd quarter that required 3 stitches vs. HOU (12/18/09)...missed 1 game due to the injury vs. CLE (12/20/09). **2008-09:** Averaged 25.9 points, 8.4 rebounds, 2.4 assists and 37.7 minutes in 81 starts while shooting 47.9% (774-1616 FGs) from the field, 35.9% (61-170 3FGs) from 3-point range and 89.0% (485-545 FTs) from the line...among NBA leaders, ranked 4th in scoring, T-16th in rebounds, 7th in FT% and T-13th in minutes...career-high 4 games with 40 points, 11 35-point outings, 26 30-point nights (career-high-tying, also done in 2005-06), 26 double-doubles...between vs. OKC (2/27/09) and vs. HOU (4/15/09), recorded 25 consecutive 20-point games for the longest such streak (2nd longest of career) in the NBA this season...game-high 36 points (10-22 FGs, 2-4 3FGs, 14-14 FTs), 7 rebounds, 2 blocks, 39 minutes vs. HOU (10/30/08)...30 points (13-24 FGs, 2-2 3FGs, 2-2 FTs), 7 rebounds, 3 assists, 37 minutes at SA (11/4/08)...23 points (8-20 FGs, 2-4 3FGs, 5-6 FTs), 10 rebounds (10 DR), 3 assists, 2 blocks for 1st double-double of season at DEN (11/7/08)...33 points (12-26 FGs, 1-7 3FGs, 8-9 FTs), 7 rebounds, 2 assists, 2 steals, 38 minutes at LAC (11/9)...39 points (13-27 FGs, 1-1 3FGs, 12-12 FTs), 15 rebounds (13 DR), 4 assists, 44 minutes in OT win at NY (11/16/08)...25 points, 10 rebounds for 4th double-double vs. MEM (11/21/08)...5th double-double with 24 points (6-15 FGs, 1-3 3FGs, 11-13 FTs), 12 rebounds, 2 steals, 2 blocks, 39 minutes vs. IND



(11/25/08)...29 points (10-27 FGs, 2-6 3FGs, 7-7 FTs), 10 rebounds, 2 assists, 2 steals, 2 blocks, 43 minutes for 7th double-double vs. LAC (12/2/08)...39 points (career-high 17 FGM on 25 FGA, 2-3 3FGs, 3-3 FTs), 9 rebounds, 2 assists, 1 block, 38 minutes vs. PHO (12/4/08)...24 points, 11 rebounds in 35 minutes for 8th double-double vs. ATL (12/6/08)...4th 35-point game with 35 points (16-33 FGs, 3-5 FTs), 10 rebounds (9th double-double) vs. SA (12/9/08)...season-high 46 points (17-30 FGs, 2-4 3FGs, 10-10 FTs) including career-high-tying 17 FGM in 40 minutes vs. OKC (12/13/08)...11th double-double with 27 points (10-22 FGs, 1-4 3FGs, 6-7 FTs), 10 rebounds, 41 minutes vs. DEN (12/15/08)...27 points, 10 rebounds, 2 blocks for 12th double-double at TOR (12/17/08)...NWT-NBA suspension at LAC (12/28/08) after committing Flagrant-2 foul on UTA's Matt Harpring (12/26/08)...13th double-double with 24 points, 13 rebounds, 39 minutes in come-from-behind win vs. MIN (12/30/08)...44 points (15-26 FGs, 2-6 3FGs, 12-12 FTs), 14 rebounds for 14th double-double and 2nd 40-point game in 42 minutes at DEN (1/13/09)...15th double-double with 20 points, 13 rebounds, 2 assists, 1 block, 38 minutes vs. NO (1/14/09)...39 points (16-20 FGs, 7-8 FTs), 8 rebounds, 2 assists, 1 block, 40 minutes vs. UTA (1/17/09)...24 points, including game-winning buzzer beater, with 6 rebounds, 1 steal, 40 minutes at PHI (1/19/09)...16th double-double with 16 points, 11 rebounds (all DR), 3 assists, 38 minutes vs. POR (2/4/09)...44 points (16-34 FGs, 1-2 3FGs, 11-11 FTs), 9 rebounds, 1 assist, 2 steals, season-high 3 blocks, 44 minutes vs. CHI (2/7/09)...scored 14 of team's 18 OT points in CHI game...34 FGAs marked career high...37 points (13-28 FGs, 2-4 3FGs, 9-12 FTs), 8 rebounds, 1 steal, 39 minutes for 9th 35-point game of season vs. BOS (2/21/09)...4th 40-point game with 41 points (16-30 FGs, 1-3 3FGs, 8-10 FTs), 9 rebounds, 2 assists, 46 minutes vs. OKC (2/27/09)...18th double-double with 24 points, 10 rebounds, 5 assists, 1 steal, 1 block, 34 minutes for 2nd 20-point, 10-rebound, 5-assist game of season vs. TOR (3/1/09)...19th double-double with 24 points, 12 rebounds, 5 assists, 2 blocks, 42 minutes vs. SA (3/4/09)...19th 30-point game with 34 points (13-24 FGs, 8-8 FTs), 9 rebounds, season-high tying 7 assists, 1 steal, 1 block, 41 minutes vs. WAS (3/7/09)...20th 30-point game and 20th double-double with 34 points, 13 rebounds (season-high 6 OR), 4 assists, 1 steal, 2 blocks, 38 minutes at PHO (3/10/09)...21st double-double with 29 points, 10 rebounds, 1 assist, 2 steals, 2 blocks, 40 minutes at POR (3/11/09)...22nd double-double with 23 points (10-23 FGs, 1-4 3FGs, 2-4 FTs), 12 rebounds, 1 assist, 1 steal, 1 block, 44 minutes at ATL (3/19/09)...23rd double-double with 26 points, 11 rebounds, 1 assist, 2 steals, 36 minutes vs. DEN (3/27/09)...23 points, 12 rebounds, 1 steal, 32 minutes for 24th double-double at MIN (3/31/09)...25th double-double with 29 points, 14 rebounds (13 DR), 43 minutes at NO (4/12/09)...25th 30-point game with 34 points (8-19 FGs, 2-3 3FGs, 16-17 FTs), 9 rebounds, 3 assists, 1 steal, 1 block, 40 minutes vs. MIN (4/13/09)...26th double-double, 26th 30-point game with 30 points (13-23 FGs, 4-6 FTs), season-high tying 15 rebounds (season-high 15 DR), 2 assists, 2 steals, 41 minutes vs. HOU (4/15/09). **2007-08:** In 77 starts, averaged team-high 23.6 points, team-high 8.6 rebounds, career-high 3.5 assists, 0.9 blocks, 36.0 minutes...shot 47.9% (630-1314 FGs) from the field, 35.9% (79-220 3FGs) from 3-point range, 87.9% (478-544 FTs) from the line...among NBA leaders, ranked 7th in scoring and 10th in FT%...20 games of 30+ points, 33 games of 25+ points, 25 double-doubles...team-high 31 points (10-18 FGs, 11-11 FTs), 8 rebounds, 6 assists in 35 minutes vs. WAS (11/26/07)...32 points (10-20 FGs, 2-5 3FGs, 10-10 FTs), 12 rebounds, 5 assists in 38 minutes vs. DEN (12/6/07)...36 points (14-23 FGs, 3-5 3FGs, 5-7 FTs), 7 rebounds, 4 assists, 2 steals in 39 minutes at NY (12/10/07)...31 points (12-24 FGs, 1-4 3FGs, 6-6 FTs), 11 rebounds, 4 assists in 40 minutes vs. ORL (12/17/07)...31 points (10-20 FGs, 2-4 3FGs, 9-10 FTs), 9 rebounds, 2 assists, 2 blocks in 41 minutes vs. PHO (12/19)...30 points (11-17 FGs, 1-3 3FGs, 7-7 FTs), 6 rebounds, 3 assists in 39 minutes vs. LAC (12/21/07)...19 points, 20 rebounds in 40 minutes vs. CLE (12/27/07)...32 points (12-17 FGs, 2-4 3FGs, 6-6 FTs), 11 rebounds, 4 assists, 2 blocks in 34 minutes vs. DEN (1/27/08)...team-highs 31 points (10-21 FGs, 1-3 3FGs, 10-10 FTs), 11 rebounds, 6 assists, 3 blocks in 42 minutes at BOS (1/31/08)...first career triple-double with 29 points (9-17 FGs, 1-1 3FGs, 10-12 FTs), 10 rebounds, career-high 12 assists in 42 minutes vs. MIL (2/6/08)...37 points (13-26 FGs, 2-4 3FGs, 9-10 FTs), 12 rebounds, 2 assists, 2 blocks in 38 minutes vs. POR (2/13/08)...36 points (12-31 FGs, 12-14 FTs), 12 rebounds, 4 assists in 40 minutes at PHO (2/14/08)...29 points (10-19 FGs, 3-3 3FGs, 6-6 FTs), 10 rebounds, 4 assists in 39 minutes vs. CHI (2/25/08)...34 points (15-26 FGs, 2-4 3FGs, 2-2 FTs), 10 rebounds, 3 assists, 3 blocks in 41 minutes vs. SAC (2/29)...30 points (10-26 FGs, 3-7 3FGs, 7-8 FTs), 13 rebounds, 5 assists, 2 steals, 2 blocks in 45 minutes at LAL (3/2/08)...34 points (10-18 FGs, 2-3 3FGs, 12-12 FTs), 9 rebounds, 2 assists while becoming the Mavericks all-time leading scorer (16,644 points) vs. NJ (3/8/08)...35 points (11-23 FGs, 3-6 3FGs, 10-12 FTs), 11 rebounds, 5 blocks in 43 minutes vs. LAL (3/18/08)...22 points (8-20 FGs, 6-6 FTs), 19 rebounds, 2 blocks in 38 minutes vs. BOS (3/20/08)...32 points (11-23 FGs, 1-3 3FGs, 9-10 FTs), 12 rebounds in 38 minutes at PHO (4/6/08)...32 points (12-23 FGs, 4-5 3FGs, 4-5 FTs), including game-winning 3-pointer, in 34 minutes vs. UTA (4/10/08)...32 points (14-25 FGs, 4-9 4FGs, 2-3 FTs) at SEA (4/13/08)...NWT-NBA suspension vs. HOU (3/6/08)...missed 4 games (3/25-3/31/08) with left ankle/knee sprain. **2006-07:** In 78 games, averaged 24.6 points, 8.9 rebounds and 3.4 assists in 36.0 minutes per game...shot career-highs from the field (50.2%), 3-point range (41.6%) and the free throw line (90.4%)...named MVP of the 2006-07 season and First Team All-NBA...only player in the NBA to shoot 50% from the field, 40% from 3-point range and 90% from the free throw line...scored 10+ points 76 times, 20+ 62 times and 30+ points 19 times...led team in scoring 50 times, in rebounding 41 times, in blocks 21 times and in assists 14 times...41 double-doubles...23 points (8-14 FGs, 7-10 FTs) with 14 rebounds, 8 assists and 2 steals in 41 minutes vs. LAL (12/13/06)...31 points (10-18 FGs, 10-11 FTs) with 15 rebounds (6 offensive) in 34 minutes without a turnover vs. SEA (1/2/07)...scored 10 of 36 points (14-23 FGs, 2-4 3FGs, 6-6 FTs) in the 4th quarter while playing 41 minutes at SA (1/5/07)...season-high 43 points (13-24 FGs, 2-4 3FGs, 15-18 FTs) with 12 rebounds in 44 minutes at IND (1/12/07)...38 points (14-30 FGs, 3-6 3FGs, 7-9 FTs), 11 rebounds, 5 assists, 2 steals, 4 blocks in 46 minutes at TOR (1/14/07)...33 points (12-17 FGs, 9-10 FTs) with 10 rebounds and 8 assists in 39 minutes at ORL (1/23/07)...38 points (14-20 FGs, 2-2 3FGs, 8-9 FTs), 10 rebounds, 6 assists, 3 steals and 4 blocks in 38 minutes without a turnover vs. MEM (2/7/07)...38 points (15-28 FGs, 2-6 3FGs, 6-6 FTs) with 11 rebounds, 8 assists and 2 steals in 43 minutes at MIL (2/13/07)...31 points (10-22 FGs, 1-2 3FGs, 10-10 FTs), 11 rebounds and career-high-tying 8 assists in 34 minutes vs. DEN (2/24/07)...30 points (11-28 FGs, 8-12 FTs), season-high 16 rebounds and 6 assists in a career-high 57 minutes vs. PHO (3/14/07)...missed 1 game due to a sinus infection (12/31/06) and 1 game due to stomach flu (4/3/07). **2005-06:** In 81 games, averaged a career-high 26.6 points, 9.0 rebounds, 2.8 assists and 1.0 blocks in 38.1 minutes...shot 48.0% from the field (751-1564 FGs), 40.6% (110-271 3FGs) from 3-point range and 90.1% (539-598 FTs) from the free throw line...among NBA leaders, ranked 7th in scoring, T-8th in double-doubles (35), T-15th in rebounding, 20th in 3FG%, 4th in FT%...led team in scoring 58 times and in rebounding 40 games...20+ points 69 times and 30+ 26 times (DAL 21-5)...16 of game-high 30 points (10-17 FGs, 8-9 FTs) in the 4th quarter while playing 32 minutes vs. NO (12/3/05)...37 points (14-23 FGs, 8-9 FTs) in 40 minutes at SAC (12/22/05)...34 points (9-20 FGs, 15-15 FTs) with a season-high 7 assists in 40 minutes at SEA (12/23/05), setting franchise record for most free throws without a miss in a single game...career-high 7 blocks in 43 minutes at DEN (1/6/06)...51 points (16-24 FGs, 16-17 FTs), 9 rebounds and 5 assists vs. GS (3/23/06). **2004-05:** In 78 starts, averaged 26.1 points, 3.1 assists and 1.5 blocks while adding 9.7 rebounds and 1.2 steals in 38.7 minutes...shot 45.9% (663-1445 FGs) from the floor, 39.9% (91-228 3FGs) from 3-point range and 86.9% (615-708 FTs) from the line...only player to be ranked in the top 10 in both scoring (4th) and rebounding (T-9th)...one of four players (Kevin Garnett, Shawn Marion, Gerald Wallace) to average at least 1.2 steals and 1.2 blocks...ranked T-8th in the league with 37 double-doubles, 12th in FT% and T-10th in minutes played...8 combined steals and blocks in the 2005 All-Star Game, the highest total since Michael Jordan (1988)...did not score below double-digits the entire season...30+ points 23 times



(Dallas 20-3)...41 points (12-24 FGs, 4-7 3FGs, 13-13 FTs) in 42 minutes at MIA (11/11/04)...season-high 18 rebounds in 40 minutes at MEM (11/27/04)...DAL franchise-high, American Airlines Center-high and career-high 53 points (15-32 FGs, 2-5 3FGs, 21-22 FTs) to go with 16 rebounds, 3 steals and 4 blocks in 49 minutes vs. HOU (12/2/04)...missed 1 game with a sprained ankle (11/22/04), 2 games with a sore left knee (3/6-3/7/05) and 1 game with a sore left shoulder (4/14/05). **2003-04:** Averaged team-highs of 21.8 points, 8.7 rebounds, 1.2 steals and 1.4 blocks along with 2.7 assists in 37.9 minutes in 77 starts...shot 46.2% (605-1310 FGs) from the floor, 34.1% (99-290 3FGs) from 3-point range and 87.7% (371-423 FTs) from the line...among league leaders, ranked 9th in scoring, 16th in rebounding, T-8th in FT%...10+ points in 71 games, 20+ in 48 games and 30+ 12 times...31 double-doubles...35 points (14-23 FGs), season-high 18 rebounds in 42 minutes vs. CLE (3/30/04)...career-high 9 steals at HOU (3/7/04)...40 points (15-24 FGs, 3-4 3FGs, 7-8 FTs) vs. DET (2/7/04)...43 points (16-22 FGs, 8-11 3FGs) at SEA (1/27/04)...played 7 minutes before spraining right ankle at PHO (11/26/03)...missed 5 games with the injury. **2002-03:** Averaged team-highs 25.1 points and 9.9 rebounds in 39.0 minutes...also averaged 3.0 assists and 1.4 steals with 1.0 blocks in 80 games...shot 46.3% (690-1489 FGs) from the field, 37.9% (148-390 3FGs) from 3-point range and 88.1% (483-548 FTs) from the free throw line...his 710 defensive rebounds set a franchise record...ranked 6th in the NBA in scoring, 7th in rebounding, double-doubles and FT%...named Western Conference Player of the Week twice (11/10/02, 1/5/03)...10+ points in 78 games, 20+ in 65 games and 30+ 20 times...41 double-doubles...played 3 complete 48-minute games...5th career 20-point, 20-board game with 25 points (7-21 FGs, 10-10 FTs) and season-high 22 rebounds in 47 minutes vs. LAL (4/3/03)...40 points (12-25 FGs, 14-16 FTs) with game-high 14 rebounds in 47 minutes vs. MIL (12/30/02)...missed 2 games (12/11, 12/14/02) with a sprained right ankle (suffered 12/10/02 vs. LAC). **2001-02:** Averaged team-highs of 23.4 points and 9.9 rebounds in 38.0 minutes in 76 games...ranked 8th in the NBA in scoring and rebounds per game, 19th in FT% (.853), 7th in free throws (440), 11th in free throw attempts (516), 17th in field goals (600), 15th in 3-point field goals (139), 16th in 3-point field goal attempts (350) and 9th in double-doubles (38)...3rd in NBA (behind Shaquille O'Neal and Tim Duncan) in 30-point, 10-rebound games (13)...named Western Conference Player of the Week (1/21-1/27/02)...10+ points in 71 games...career-high 4 complete games...averaged 24.9 points (.488 FG%, .416 3FG%) and 10.2 rebounds in 53 wins...but just 20.0 points (.447 FG%, .350 3FG%) and 9.3 rebounds in the 23 losses...40 points (12-22 FGs, 6-15 3FGs, 10-13 FTs) at ATL (1/15/02)...33 points (12-23 FGs, 6-6 FTs), career-high 23 rebounds and 8 assists vs. BOS (2/21/02)...missed 6 games due to left ankle injury (first time ever missed a game due to injury)...missed 5 games with a sprained left ankle (11/4/01, 4/9-4/14/02)...missed 1 game due to a strained left ankle tendon (12/8/01). **2000-01:** Team-highs 21.8 points and 9.2 rebounds in 38.1 minutes per game...also averaged 1.2 blocks...10+ points a team-high 80 times. **1999-00:** Played in all 82 games and averaged 17.5 points, 6.5 rebounds and 2.5 assists per game in 35.8 minutes...among NBA leaders, ranked 16th in rebounding...10+ points 78 times (DAL 1-3 when he did not). **1998-99:** Averaged 8.2 points on 40.5% shooting with 3.4 rebounds in 20.4 minutes as a rookie...in final 12 games, tallied double figures 8 times...during that span DAL posted a 6-6 record...in the 20 games that he logged 20+ minutes, he had 262 points (13.1 ppg).

PLAYOFF CAPSULE

Has appeared in 145 career playoff games (all starts), averaging 25.3 points, 10.0 rebounds, 2.5 assists, 1.0 steal and 0.9 blocks in 40.7 minutes...ranks 14th on the NBA's all-time postseason scoring list with 3,663 career points...DAL franchise leader in postseason scoring (3,663 points), field goals (1,220) and attempts (2,642), 3-pointers (149), free throws (1,074), rebounds (1,447), assists (360), steals (149), blocks (129), minutes (5,895), games and starts (145)...1 of only 4 players in NBA history with career playoff averages of at least 25 points and 10 rebounds per game (Bob Pettit, Elgin Baylor and Hakeem Olajuwon)...named 2011 Finals MVP after averaging team-high 26.0 points, series-high 9.7 rebounds and 40.3 minutes in 6-game series vs. MIA. **2016:** Averaged team-high 20.4 points, 5.0 rebounds, 1.6 assists and 34.0 minutes in 5 first round games (all starts) vs. OKC...shot 49.4% (41-83 FGs) from the field, 36.4% (4-11 3FGs) from 3-point range and 94.1% (16-17 FTs) from the line...2 games with 20+ points...playoff highs of 27 points (12-21 FGs, 3-3 FTs), 8 rebounds and 40 minutes in Game 4 vs. OKC (4/23/16). **2015:** Averaged 21.2 points, 10.4 rebounds, 2.4 assists and 36.2 minutes in 5 first round games (5 starts) vs. HOU...2 double-doubles...1 game with 30+ points...3 games with 20+ points...playoff-high 34 points (10-19 FGs, 3-7 3FGs, 11-11 FTs) to go with 8 rebounds and 4 assists in 36 minutes in Game 3 vs. HOU (4/24/15). **2014:** Averaged 19.1 points, 8.0 rebounds and 37.5 minutes in 7 first round games vs. SA...3 games with 20+ points (Games 5-7)...playoff highs of 26 points (10-20 FGs, 6-6 FTs) and 15 rebounds in 39 minutes in Game 5 at SA (4/30/14). **2012:** In 4 first round starts vs. OKC, averaged team-high 26.8 points to go with 6.3 rebounds in 38.5 minutes...shot 44.2% (34-77 FGs) from the field and 90.5% (38-42 FTs) from the line...2 games with 30+ points...3 games with 25+ points. **2011:** In 21 games, averaged team-high 27.7 points to go with 8.1 rebounds and 2.5 assists in 39.3 minutes...recorded the 2nd-highest scoring average of the 2011 NBA Playoffs (behind Kevin Durant, 28.6 ppg in 17 games)...shot 48.5% (192-396 FGs) from the floor, 46% (23-50 3FGs) from 3-point range and 94.1% (175-186 3FTs) from the line...In 6 first round starts vs. POR, averaged team-high 27.3 points to go with 7.8 rebounds and 3.0 assists in 38.7 minutes...1st postseason double-double (66th career) with game-high 28 points (7-20 FGs, 1-1 3FGs, 13-13 FTs), including 18 in the 4th, 10 rebounds, 39 minutes in Game 1 vs. POR (4/16/11)...game-high 33 points (9-22 FGs, 15-17 FTs), including 14 in the 4th, 7 rebounds, 4 assists, 38 minutes in Game 2 vs. POR (4/19/11)...2nd double-double with game-high 33 points (11-17 FGs, 11-11 FTs), 11 rebounds, 39 minutes in Game 6 at POR (4/28/11)...In 4 second round games vs. LAL, averaged team-highs of 25.3 points and 9.3 rebounds in 37.5 minutes...shot 57.4% (39-68 FGs) from the field, 72.7% (8-11 3FGs) from 3-point range and 93.8% (15-16 FTs) from the line...3rd double-double with 28 points (11-22 FGs, 1-2 3FGs, 5-5 FTs), postseason-high 14 rebounds, 2 steals, 38 minutes in Game 1 at LAL (5/2/11)...game-high 32 points (12-19 FGs, 4-5 3FGs, 4-4 FTs), 9 rebounds, 42 minutes in Game 3 vs. LAL (5/6/11)...In 5 Western Conference Finals games vs. OKC, averaged team-high 32.2 points to go with 5.8 rebounds and 2.6 assists in 40.4 minutes...shot 55.7% (49-88 FGs) from the field, 36.4% (4-11 3FGs) from 3-point range and 96.7% (59-61 FTs) from the stripe...the 96.7% FT% was the highest ever in an NBA playoff series (minimum 50 FTAs)...playoff-high 48 points (12-15 FGs, 24-24 FTs), 6 rebounds, 4 assists, 4 blocks, 41 minutes in Game 1 vs. OKC (5/17/11)...the 24-24 FT performance set an NBA playoff record for the most FTs made without a miss (Paul Pierce held the record with 21, BOS at IND, 4/19/03)...it was also the most FTs made in a regulation-length playoff game...game-high 40 points (12-20 FGs, 2-3 3FGs, 14-15 FTs), including 12 in the 4th, 5 rebounds, playoff-high 45 minutes in Game 4 at OKC (5/23/11)...4th double-double with 24 points (10-22 FGs, 1-2 3FGs, 3-3 FTs), 11 rebounds, 42 minutes in Game 2 at MIA (6/2/11)...he scored DAL's final 9 points in the game, including the game-winning basket (driving left-handed layup) with 3.6 seconds remaining...5th double-double with a game-high 34 points (11-21 FGs, 3-5 3FGs, 9-9 FTs), 11 rebounds, 3 blocks, 42 minutes in Game 3 vs. MIA (6/5/11)...he scored the Mavs' final 12 points in the game...3rd straight double-double (6th of the postseason) with 21 points (6-19 FGs, 9-10 FTs), 11 rebounds, 39 minutes in Game 4 vs. MIA (6/7/11)...7th double-double with 21 points (9-27 FGs, 1-7 3FGs, 2-2 FTs), 11 rebounds, 39 minutes in series-clinching Game 6 at MIA (6/12/11). **2010:** In 6 first round starts vs. SA, averaged team-highs 26.7 points and 8.2 rebounds with 3.0 assists in 38.8 minutes...shot 54.7% (58-106 FGs) from the floor, 57.1% (4-7 3FGs) from 3-point range and 95.2% (40-42 FTs) from the line...3 games with 30+ points...2 double-doubles...36 points (12-14 FGs, 12-12 FTs), 7 rebounds, 1 block



and 40 minutes in Game 1 vs. SA (4/18/10)...35 points (13-23 FGs, 1-1 3FGs, 8-8 FTs), 7 rebounds, 3 assists, 2 steals, 1 block and 42 minutes in Game 3 at SA (4/23/10)...33 points (13-21 FGs, 2-4 3FGs, 5-6 FTs), 5 rebounds, 4 assists and 38 minutes in Game 6 at SA (4/29/10). **2009:** In 10 starts, averaged 26.8 points, 10.1 rebounds, 3.1 assists and 39.4 minutes while shooting 51.8% (88-170 FGs) from the field, 28.6% (6-21 3FGs) from 3-point range and 92.5% (96-93 FTs) from the line...in 5-game first round series vs. SA, averaged 19.2 points, 8.6 rebounds, 2.2 assists, 1.0 steal and 37.2 minutes...20 points (8-12 FGs, 4-4 FTs), 7 rebounds, 1 block, 27 minutes in Game 3 vs. SA (4/23/09)...series-best 31 points (11-17 FGs, 1-1 3FGs, 8-8 FTs), 9 rebounds, 3 assists, 1 steal, 42 minutes in Game 5 at SA (4/28/09)...in 5-game Western Conference Semifinal series vs. DEN, averaged 34.4 points, 11.6 rebounds, 4.0 assists and 41.6 minutes...game-high 35 points (11-20 FGs, 1-2 3FGs, 12-13 FTs), 9 rebounds, 4 assists, 40 minutes in Game 2 at DEN (5/5/09)...9th 30-point, 15-rebound game of playoff career with 33 points (9-19 FGs, 2-5 3FGs, 13-15 FTs), postseason-high 16 rebounds (14 DR), 2 assists, 2 blocks, 38 minutes in Game 3 vs. DEN (5/9/09) 9th 30-point, 15-rebound game of playoff career with 33 points (9-19 FGs, 2-5 3FGs, 13-15 FTs), postseason-high 16 rebounds (14 DR), 2 assists, 2 blocks, 38 minutes in Game 3 vs. DEN (5/9/09)...postseason-high 44 points (14-25 FGs, 16-17 FTs), 13 rebounds (12 DR), 3 assists, 2 steals, 1 block, 44 minutes in Game 4 vs. DEN (5/11/09)...along with Carmelo Anthony (41 points, 11 rebounds), became 3rd pair of players in NBA history to each score 40 points and grab 10 rebounds in the same game (Jerry West (41/10) and Elgin Baylor (45/17) as LAL teammates (vs. DET, 1962); Michael Jordan (42/12) and Charles Barkley (42/13), CHI vs. PHO (1993))...32 points (9-17 FGs, 2-5 3FGs, 12-12 FTs), 10 rebounds, 7 assists, 1 block, 45 minutes in Game 5 at DEN (5/13/09)...37.2 minutes...series-best 31 points (11-17 FGs, 1-1 3FGs, 8-8 FTs), 9 rebounds, 3 assists, 1 steal, 42 minutes in Game 5 at SA (4/28/09). **2008:** In 5 first round games vs. NO, averaged team-highs 26.8 points and 12.0 rebounds to go with playoff career-high 4.0 assists, 1.4 blocks and 42.2 minutes...shot 47.3% (43-91 FGs) from the field, 33.3% (6-18 3FGs) from 3-point range and 80.8% (42-52 FTs) from the line...4 double-doubles...5+ assists in 3 games...31 points (9-21 FGs, 1-4 3FGs, 12-13 FTs), 10 rebounds, 2 blocks, 42 minutes in Game 1 (4/19/08)...32 points (11-20 FGs, 1-4 3FGs, 9-10 FTs), 19 rebounds (18 defensive), 6 assists, 2 blocks, 44 minutes in Game 3 (4/25/08). **2007:** In 6 first round starts vs. GS, averaged 19.7 points, 11.3 rebounds, 2.3 assists, 1.3 blocks and 39.8 minutes per game...shot 38.3% (36-94 FGs) from the field, 21.1% (4-19 3FGs) from 3-point range and 84.0% (42-50 FTs) from the foul line...30 points (7-15 FGs, 2-3 3FGs, 14-15 FTs), 12 rebounds, 3 assists, 1 block and 40 minutes in Game 5 (5/1/07). **2006:** In 23 games, averaged 27.0 points, 11.7 rebounds, 2.9 assists and 1.1 steals in 42.7 minutes per game...shot 46.8% (196-419 FGs) from the floor, 34.3% (23-67 3FGs) from 3-point range and 89.5% (205-229 FTs) from the line...scored 30+ points 8 times, recorded 14 double-doubles and grabbed 15+ boards 7 times...21 rebounds in Game 5 at SA (5/19/05)...37 points (11-20 FGs, 15-16 FTs) with 15 rebounds in 50 minutes in Game 7 at SA (5/22/06)...19 rebounds in Game 1 vs. PHO (5/24/06)...50 points (14-26 FGs, 5-6 3FGs, 17-18 FTs) with 12 rebounds in 43 minutes in Game 5 vs. PHO (6/1/06). **2005:** Started all 13 games, averaging team-highs of 23.7 points, 10.1 rebounds, 1.4 steals and 1.6 blocks while adding 3.3 assists in 42.4 minutes per game...shot 40.2% (103-256 FGs) from the floor, 33.3% (10-30 3FGs) from 3-point range and 82.9% (92-111 FTs) from the line. **2004:** Averaged team-highs of 26.6 points, 11.8 rebounds and 2.6 blocks in 42.4 minutes in 5 games...recorded the highest scoring average of the 2004 NBA Playoffs...32 points, 13 rebounds, 3 steals, a playoff career-high 5 blocks in 43 minutes in Game 1 at SAC (4/18/04)...31 points, 14 rebounds and 4 blocks in 48 minutes of Game 5 at SAC (4/29/04). **2003:** Averaged team-highs of 25.3 points and 11.5 rebounds in 42.5 minutes in 17 games...shot 47.9% from the field, 44.3% from 3-point range and 91.2% from the free throw line...scored 20+ points 12 times and 30+ in 6 games...posted 14 double-doubles...46 points and 10 rebounds in Game 1 vs. POR (4/19/03)...missed final 3 games of SA series due to a sprained left knee. **2002:** Averaged team-highs of 28.4 points and 13.1 rebounds in 44.6 minutes per game...in MIN series, averaged a franchise-record 33.3 points (for a three-game series) and 15.7 rebounds per game in 43.3 minutes per game...shot 52.6% from the field, 72.7% (8-11 3FGs) from 3-point range and 88.9% (32-36 FTs) from the line during the series...scored over 30 points and grabbed at least 15 rebounds in each of the 3 games...in Game 3 (4/28/02), posted 39 points and 17 rebounds...in SAC series, averaged 25.4 points and 11.6 rebounds per game. **2001:** Averaged a team-high 23.4 points, 8.1 rebounds and 1.4 assists in 39.9 minutes in 10 playoff games...recorded 3 double-doubles...scored in double figures 9 times, 20+ 5 times and 30+ 4 times...42 points (14-24 FGs) and 18 rebounds in 47 minutes in Game 5 at SA (5/14/01)...team-high 30 points and 9 rebounds in Game 4 vs. SA (5/12/01)...played all but 25 minutes in the first round (215-of-240 total minutes).

INTERATIONAL CAPSULE

SUMMER 2015: Averaged 13.8 points, 7.8 rebounds and 1.6 assists in 5 games for Germany at EuroBasket 2015. **SUMMER 2011:** Averaged team-high 19.5 points, 6.6 rebounds, 1.4 assists and 29.9 minutes in 8 games for Germany at EuroBasket 2011...became the second-leading scoring in European competition...in 5 games, averaged team highs in points (17.0 ppg) and rebounds (8.4 rpg) in 28.4 minutes...shot 41.7% from 3-point range and 95.8% from the line...in the 2008 FIBA Olympic Qualifying Tournament (Athens, Greece), averaged a tournament-high 26.6 points to go with 8.2 rebounds, 2.6 assists and 31.2 minutes...shot 52.8% from the field, 43.5% from 3-point range and 92.2% from the line. **SUMMER 2007:** Averaged tournament-best 24.0 points, 8.7 rebounds and 1.6 assists in the FIBA EuroBasket Tournament. **SUMMER 2006:** Averaged 23.2 points, 9.2 rebounds and 2.8 assists while leading Germany to the quarterfinals of the 2006 World Championships (Japan). **SUMMER 2005:** Helped lead Germany to a second place finish in the European Championships as he was named Tournament MVP...averaged 26.1 points per game...named the 2005 FIBA Player of the Year. **SUMMER 2004:** Played on the German national team that qualified for the 2005 European Championships...led Germany with 23.6 points and 11.6 rebounds in 5 games. **SUMMER 2003:** Represented Germany at the 2003 European Championships (Sweden)...led team in scoring at 22.5 points per game with 6.3 rebounds in 35.0 minutes. **SUMMER 2002:** Named MVP of the 2002 World Basketball Championship (Indianapolis) after leading Germany to the bronze medal...averaged 24.0 points per game. **SUMMER 2001:** Led Germany to a fourth place finish at the European Championships (Turkey) while qualifying for the 2002 World Championships...averaged 28.7 points, 9.1 rebounds in 7 games...shot 57.3% from the field and 42.6% from 3-point range. **SUMMER 1999:** Made first appearance in the European Championships as he led the German national team to a seventh place finish (5-3 overall)...named Germany's Player of the Year for 1998 by *Basket* magazine...led his club team to promotion into the German First Division prior to reporting to Mavericks training camp...was the leading scorer in the league (21.4 ppg) and ranked 3rd in rebounds (8.4 rpg)...played 8 games with the German national team in the European Championships 22-and-under tournament...10+ points 7 times, including a 34-point, 15-rebound performance in Germany's final game, a 97-95 overtime win vs. Lithuania (7/23/98)...captured global attention at the 1998 Nike Hoop Summit Game (San Antonio) over Final Four weekend when his International Juniors team defeated the USA Juniors...finished the game with a team-high 33 points to go with 14 rebounds and 3 steals...in two seasons with Würzburg in the second division of Bundesliga, averaged 23.9 points, 8.2 rebounds and 2.0 assists while shooting 57.2% from the field, 37.0% from 3 and 75.4% from the line...in addition to playing for Würzburg in 1996, played on the German National Junior Team, European Junior Select Team, World Junior Select Team and the German Under-22 National Team...a member of the 1993 German Champion, Bavarian Select Team.



PERSONAL CAPSULE

An ambidextrous shooter...son of Joerg and Helga Nowitzki, who were both elite-level German athletes...Joerg played handball and Helga starred for the women's national basketball team...older sister, Silke, played first league basketball in Würzburg and worked at the NBA in International TV... he and his wife, Jessica, were married in July 2012, and have three children, Malaika, Max and Morris...his club team, the X-Rays, was named for the discovery of X-rays by German scientist Roentgen in Würzburg in 1895...served a mandatory stint in the German Army (9/1/97-6/30/98)...while playing with Würzburg, coached by Holger Geschwindner, who was a member of West Germany's 1972 Olympic basketball team...his personal advisor, Geschwindner was a former art student under Shawn Bradley's grandfather in Germany...won the 2017 Twyman-Stokes Teammate of the Year Award at the inaugural NBA Awards...recipient of the 2014 Magic Johnson Award, which recognizes excellence on the court and cooperation with the media and fans...has donated to Jonathan's Place, a home for abused children, for every made 3-pointer throughout the season...founded the Dirk Nowitzki Foundation, whose mission is to help provide education, health and well-being for children around the world...hosts an annual celebrity baseball game and tennis event to benefit his foundation...serves as a Big Brother for Big Brothers Big Sisters of Dallas...grants wishes each season through the Make-A-Wish Foundation...has made hospital visits to spend time with kids who aren't able to be at home during the Christmas holidays, purchasing presents for each child he visits and donating to the hospitals...participates in the Mavs Community Ticket Block Program each season, purchasing a block of tickets to each Mavs home game and donating to various community groups...won the NBA's Community Assist Award (Feb. 2004 and Dec. 2007)...made an appearance on ABC's Extreme Makeover: Home Edition (April 2009)...has traveled to South Africa to participate in the NBA's Basketball Without Borders event (Sept. 2009, Aug. 2017)...served as captain of Team World at the NBA Africa Game 2017 in Johannesburg...in his spare time he enjoys reading and playing the saxophone, guitar and drums...www.dirk-nowitzki-foundation.org...on Twitter @swish41.

REGULAR SEASON STATISTICS

Table with 25 columns: YEAR, TEAM, GP, GS, MIN, AVG, FG, FGA, PCT, 3FG, 3FGA, PCT, FT, FTA, PCT, REBOUNDS (OFF, DEF, TOT), AVG, AST, PF, STL, TO, BLK, PTS, AVG. Rows include seasons from 1998-99 to 2017-18 and a TOTAL row.

PLAYOFF STATISTICS

Table with 25 columns: YEAR, TEAM, GP, GS, MIN, AVG, FG, FGA, PCT, 3FG, 3FGA, PCT, FT, FTA, PCT, REBOUNDS (OFF, DEF, TOT), AVG, AST, PF, STL, TO, BLK, PTS, AVG. Rows include seasons from 2000-01 to 2015-16 and a TOTAL row.

ALL-STAR STATISTICS

Table with 25 columns: YEAR, TEAM, GP, GS, MIN, AVG, FG, FGA, PCT, 3FG, 3FGA, PCT, FT, FTA, PCT, REBOUNDS (OFF, DEF, TOT), AVG, AST, PF, STL, TO, BLK, PTS, AVG. Rows include seasons from 2001-02 to 2014-15 and a TOTAL row.



#7 | DWIGHT POWELL

PROFILE

POSITION FORWARD-CENTER

BORN 07/20/1991

HEIGHT/WEIGHT 6'11" | 240 LBS

YEARS PRO 4 YEARS

FROM STANFORD/CANADA

CAREER HIGHS

REGULAR SEASON

PTS	21	3 TIMES	
FGM	10	VS. OKLAHOMA CITY	2/28/18
FGA	14	2 TIMES	
3FGM	4	AT PHOENIX	4/9/17
3FGA	9	AT MEMPHIS	4/12/17
FTM	8	VS. INDIANA	12/9/16
FTA	9	2 TIMES	
OR	5	5 TIMES	
DR	12	VS. INDIANA	2/26/18
REB	14	VS. INDIANA	2/26/18
AST	5	2 TIMES	
BLK	3	2 TIMES	
STL	5	2 TIMES	
MIN	37	VS. OKLAHOMA CITY	2/28/18

PLAYOFFS

PTS	16	AT OKLAHOMA CITY	4/25/16
FGM	6	AT OKLAHOMA CITY	4/25/16
FGA	8	AT OKLAHOMA CITY	4/16/16
3FGM	0		
3FGA	1	VS. OKLAHOMA CITY	4/21/16
FTM	4	AT OKLAHOMA CITY	4/25/16
FTA	6	AT OKLAHOMA CITY	4/25/16
OR	5	AT OKLAHOMA CITY	4/25/16
DR	4	AT OKLAHOMA CITY	4/25/16
REB	9	AT OKLAHOMA CITY	4/25/16
AST	3	AT OKLAHOMA CITY	4/25/16
BLK	0		
STL	1	VS. OKLAHOMA CITY	4/21/16
MIN	28	AT OKLAHOMA CITY	4/25/16

2017-18

PTS	21	2 TIMES	
FGM	10	VS. OKLAHOMA CITY	2/28/18
FGA	13	VS. OKLAHOMA CITY	2/28/18
3FGM	2	6 TIMES	
3FGA	8	AT DETROIT	4/6/18
FTM	7	2 TIMES	
FTA	9	AT SAN ANTONIO	11/27/17
OR	5	2 TIMES	
DR	12	VS. INDIANA	2/26/18
REB	14	VS. INDIANA	2/26/18
AST	5	VS. SACRAMENTO	2/13/18
BLK	3	VS. WASHINGTON	1/22/18
STL	4	AT SAN ANTONIO	11/27/17
MIN	37	VS. OKLAHOMA CITY	2/28/18





CAREER TRANSACTIONS

Selected by Charlotte in the second round (45th overall pick) of the 2014 NBA Draft...draft rights traded with Brendan Haywood to Cleveland in exchange for Scotty Hopson and cash considerations (6/28/14)...traded with Malcolm Thomas, Erik Murphy, John Lucas III, two future second round draft picks and a trade exception to Boston in exchange for Keith Bogans and two future Sacramento conditional second round picks (9/25/14)...traded with Rajon Rondo to Dallas in exchange for Brandan Wright, Jae Crowder, Jameer Nelson, a 2015 first round pick and a 2016 second round pick (12/18/14)...signed by Dallas (7/8/16).

PROFESSIONAL CAPSULE

Holds career averages of 6.6 points, 4.2 rebounds and 16.7 minutes in 254 games (29 starts) with Boston and Dallas...has shot 53.5% (626-1,170 FGs) from the field and 73.9% (370-501 FTs) from the FT line for his career...has led Dallas in dunks in each of the last two seasons (96 in 2017-18 and 54 in 2016-17), and ranked second on the team in dunks in 2015-16 (38)...played for the World Team at the 2016 BBVA Compass Rising Stars Challenge at All-Star Weekend in his native city of Toronto and recorded a double-double (12 points and a game-high 11 rebounds).

SEASON HIGHLIGHTS

2017-18: Averaged career highs of 8.5 points, 5.6 rebounds, 1.2 assists and 21.2 minutes in career-high 79 games (career-high 24 starts) with DAL...shot career-high 59.3% (255-430 FGs) from the field, career-high 33.3% (28-84 3FGs) from 3-point range and 71.9% (133-185 FTs) from the FT line...made 28 3-pointers in 2017-18, after he made 26 in his first 3 seasons combined...led DAL in dunks (96) and offensive rebounds (135)...as a starter, averaged 11.3 points, 7.5 rebounds, 1.7 assists and 26.4 minutes while shooting 61.3% (100-163 FGs) from the field, 43.3% (13-30 3FGs) from 3-point range and 72.2% (57-79 FTs) from the line (he started 24 games in 2017-18, after he started 5 in his first 3 seasons combined)...posted 5 double-doubles (all point/rebound) in 2017-18, after he had 5 in his previous 3 seasons combined...produced 3 20-point efforts in 2017-18, after he scored 20 just once in his previous 3 seasons...12 games with 15+ points...30 games with 10+ points...11 games with 10+ rebounds...29 games with 7+ rebounds...11 points (4-5 FGs, 1-2 3FGs, 2-3 FTs), 3 rebounds, 2 assists, 2 steals and 1 block in 19 minutes at OKC (11/12/17)...8 points (3-6 FGs, 2-3 FTs) and team-high 13 rebounds (4 OR) in 25 minutes vs. MIL (11/18/17)...10 points (3-5 FGs, 4-9 FTs), 5 rebounds and season-high (game-high) 4 steals in 20 minutes at SA (11/27/17)...14 points (6-8 FGs, 1-2 3FGs, 1-2 FTs), 7 rebounds, 3 assists, 1 steal and 1 block in 20 minutes vs. BKN (11/29/17)...11 points (5-6 FGs, 1-3 FTs), 7 rebounds, 3 assists and 1 block in 23 minutes vs. DEN (12/4/17)...15 points (5-7 FGs, 1-2 3FGs, 4-4 FTs), including 11 in 1st half, to go with 5 rebounds in 30 minutes at MIL (12/8/17)...1st double-double of season with 12 points (5-7 FGs, 2-4 FTs), team-high 12 rebounds and 1 steal in 17 minutes vs. SA (12/12/17)...12 points (perfect 5-5 FGs, 2-2 FTs), 4 rebounds, 2 assists, 1 steal and 1 block in 22 minutes at ATL (12/23/17)...12 points (4-6 FGs, 4-5 FTs), 3 rebounds and 1 steal in 23 minutes at IND (12/27/17)...15 points (perfect 4-4 FGs, 7-7 FTs), 3 rebounds and 1 steal in 15 minutes at NO (12/29/17)...career-high-tying 21 points (7-9 FGs, 2-2 3FGs, 5-5 FTs), including 12 in 2nd quarter, to go with team-high-tying 8 rebounds (5 OR), 2 assists and 1 steal in 28 minutes vs. GS (1/3/18)...13 points (perfect 6-6 FGs, 1-1 FTs), 2 rebounds and 3 steals in 27 minutes vs. CHI (1/5/18)...13 points (6-7 FGs, 1-3 FTs) and 4 rebounds in 30 minutes vs. LAL (1/13/18)...17 points (7-9 FGs, 3-3 FTs), game-high 9 rebounds (4 OR) and 1 steal in 31 minutes at SAC (2/3/18)...8 points (2-3 FGs, 4-6 FTs), team-high 10 rebounds (3 OR), 4 assists and 1 block in 29 minutes at LAC (2/5/18)...18 points (7-9 FGs, 4-4 FTs), 6 rebounds, 2 assists and 2 steals in 31 minutes at GS (2/8/18)...19 points (8-12 FGs, 3-4 FTs), 7 rebounds and 2 steals in 23 minutes vs. LAL (2/10/18)...2nd double-double with 18 points (6-12 FGs, 6-6 FTs) and game-high 12 rebounds (5 OR) in 29 minutes at HOU (2/11/18)...18 points (6-9 FGs, 1-1 3FGs, 5-6 FTs), 6 rebounds and career-high-tying 5 assists in 26 minutes vs. SAC (2/13/18)...he scored 18+ points in each of DAL's final 4 games leading up to the All-Star break (18 at GS 2/8/18, 19 vs. LAL 2/10/18, 18 at HOU 2/11/18, 18 vs. SAC 2/13/18)...10 points (3-5 FGs, 4-4 FTs), 7 rebounds, 1 assist, 1 steal and 1 block in 25 minutes at UTA (2/24/18)...3rd double-double with 10 points and career-high (game-high-tying) 14 rebounds in 33 minutes vs. IND (2/26/18)...career-high-tying 21 points (10-13 FGs, 1-6 FTs), including game-tying put-back layup at the buzzer to force OT, to go with 8 rebounds, 3 assists and 3 steals in career-high 37 minutes vs. OKC (2/28/18)...Powell scored 17+ points 6 times in DAL's 10 games during the month of February (and 10+ points in 8 of the team's 10 games during the month), averaging 14.2 points (.618 FG), 8.4 rebounds, 2.1 assists and 29.1 minutes in that stretch...14 points (5-9 FGs, 4-5 FTs), 4 rebounds, 2 steals and 1 block in 24 minutes vs. DEN (3/6/18)...4th double-double with 15 points (4-6 FGs, 7-8 FTs), game-high-tying 10 rebounds, 4 assists and 2 steals in 29 minutes vs. MEM (3/10/18)...team-high 20 points (9-11 FGs, 1-1 3FGs, 1-2 FTs) to go with 5 rebounds and 1 steal in 23 minutes vs. HOU (3/11/18)...team-high 18 points (7-10 FGs, 2-2 3FGs, 2-2 FTs), including 10 in 3rd quarter, to go with 5 rebounds, 2 assists and 1 steal in 29 minutes at BKN (3/17/18)...11 points (5-6 FGs, 1-1 3FGs), 6 rebounds and 3 assists in 25 minutes at NO (3/20/18)...he went a perfect 6-for-6 (1.000) from 3-point range over a 5-game span from 3/11-3/20/18...12 points (5-8 FGs, 2-4 3FGs), 6 rebounds and 1 steal in 19 minutes vs. POR (4/3/18)...13 points (4-10 FGs, 2-8 3FGs, 3-3 FTs), 7 rebounds, 2 assists, 1 steal and 1 block in 28 minutes at DET (4/6/18)...5th double-double with 13 points (4-9 FGs, 2-5 3FGs, 3-6 FTs), team-high-tying 10 rebounds, 4 assists, 1 steal and 1 block in 35 minutes at PHI (4/8/18)...recorded 1 DNP-CD...missed 2 games due to left knee bursitis (at SAC 3/27/18, at ORL 4/4/18). **2016-17:** Averaged 6.7 points, 4.0 rebounds, 0.8 steals and 17.3 minutes in 77 games (3 starts) with DAL...shot 51.5% (194-377 FGs) from the field, 28.4% (21-74 3FGs) from 3-point range and 75.9% (107-141 FTs) from the FT line...threw down a team-high 54 dunks...shot 13-of-39 (.333) from 3-point range in his final 6 games of the season (after he went 8-of-35, .229, from deep in his first 71 games of the year)...2 double-doubles (both point/rebound)...1 game with 20+ points...3 games with 15+ points...10 games with 14+ points...24 games with 10+ points...33 games with 8+ points...2 games with 10+ rebounds...10 games with 8+ rebounds...15 games with 7+ rebounds...7 games with 3+ steals (5-2 record)...16 games with 2+ steals...appeared in his 100th career game vs. HOU (10/28/16)...11 points (5-8 FGs, 1-2 FTs), all in 2nd half, in 16 minutes at UTA (11/2/16)...7 points (2-3 FGs, 3-4 FTs), 8 rebounds, 3 assists, 3 steals and 1 block in 23 minutes vs. POR (11/4/16)...in 100th game with DAL (105th game overall), 10 points (5-9 FGs), 4 rebounds, career-high 5 steals and 1 block in 27 minutes at LAL (11/8/16)...in 1st start of season (3rd career), 14 points (6-8 FGs, 2-3 FTs), team-high 9 rebounds (3 OR) and 2 steals in 26 minutes at GS (11/9/16)...10 points (4-6 FGs, 2-2 FTs), 3 assists and 1 block in 12 4th-quarter minutes at CLE (11/25/16)...10 points (4-6 FGs, 2-2 FTs), 4 rebounds and 1 steal in 15 minutes vs. SA (11/30/16)...17 points (7-11 FGs, 3-4 FTs) and 7 rebounds (3 OR) in 28 minutes vs. CHI (12/3/16)...15 points (7-11 FGs, 1-3 FTs), 7 rebounds (4 OR) and 1 block in 32 minutes vs. CHA (12/5/16)...he scored 15+ points in consecutive games for the first time in his career on 12/3/16 and 12/5/16 (17 vs. CHI 12/3/16, 15 vs. CHA 12/5/16)...14 points (3-6 FGs, 8-8 FTs), including 12 in 4th quarter (and DAL's final 10 points of the game), to go with 5 rebounds in 21 minutes vs. IND (12/9/16)...10 points (3-9 FGs, 4-5 FTs) and 4 rebounds in 24 minutes at UTA (12/16/16)...11 points (5-8 FGs, 1-1 3FGs), team-high 8 rebounds and season-high (game-high) 3 blocks in 29 minutes at DEN (12/19/16)...9 points (1-2 FGs, 7-9 FTs), team-high 8 rebounds, 3 steals and 2 blocks in 24 minutes at POR (12/21/16)...13 points (4-6 FGs, 1-1 3FGs, 4-6 FTs), 2 rebounds, 3 assists and 1 steal in 23 minutes vs. HOU (12/27/16)...14 points (7-9 FGs) and 6 rebounds, including 12 points and 5 boards in 1st half alone, in 14 minutes at LAL (12/29/16)...1st double-double of season (4th career) with 10 points (5-7 FGs), season-high (game-high) 13 rebounds



and 2 blocks in 26 minutes at GS (12/30/16) (he had 10 points and 7 boards in the 4th quarter alone)...10 points (3-7 FGs, 4-4 FTs), 5 rebounds (3 OR), 2 steals and 2 blocks in 15 minutes at PHO (1/12/17)...14 points (5-6 FGs, 4-6 FTs) and 3 rebounds in 27 minutes vs. UTA (1/20/17)...7 points (2-4 FGs, 1-2 3FGs, 2-2 FTs), 7 rebounds (3 OR), 3 assists, 3 steals and 1 block in 19 minutes vs. LAL (1/22/17)...14 points (6-11 FGs, 2-2 FTs), 8 rebounds (4 OR), 2 steals and 2 blocks in 29 minutes vs. CLE (1/30/17)...14 points (6-8 FGs, 2-4 FTs), including 7 in 4th quarter, to go with 4 rebounds, 2 assists, 2 steals and 2 blocks in 26 minutes at DEN (2/6/17)...2nd double-double with 10 points (4-9 FGs, 2-3 FTs), team-high 10 rebounds (3 OR) and 1 block in 21 minutes at TOR (3/13/17)...14 points (6-12 FGs, 2-5 3FGs) in 18 2nd-half minutes at PHI (3/17/17)...in 2nd start of season, 11 points (4-11 FGs, 2-8 3FGs, 1-2 FTs), 7 rebounds and 1 block in season-high 34 minutes at SAC (4/4/17)...career-high (game-high-tying) 21 points (8-14 FGs, 4-8 3FGs, 1-3 FTs), including 10 in 4th quarter, to go with 5 rebounds, 2 assists, 2 steals and 1 block in 32 minutes at PHO (4/9/17)...he connected on a career-high 4 3-pointers (4-8 3FGs) at PHO (4/9/17)...10 points (3-9 FGs, 2-7 3FGs, 2-2 FTs), 5 rebounds and 1 steal in 22 minutes vs. DEN (4/11/17)...in 3rd start, 12 points (2-11 FGs, 2-9 3FGs, 6-6 FTs), 3 rebounds and 1 steal in season-high-tying 34 minutes at MEM (4/12/17)...recorded 5 DNP-CDs. **2015-16:** Averaged 5.8 points, 4.0 rebounds and 14.4 minutes in 69 games (2 starts) with DAL...shot 49.3% (146-296 FGs) from the field and 73.9% (105-142 FTs) from the FT line...3 double-doubles (all point/rebound)...3 games with 15+ points...recorded 18 double-figure scoring efforts, including 9 in DAL's first 14 games of the year...28 games with 8+ points...3 games with 10+ rebounds...10 games with 8+ rebounds...recorded at least 8 points and 6 rebounds in each of DAL's first 10 games of the season (10/28-11/14/15) and at least 6 points and 6 boards in each of DAL's first 12 games of the year (10/28-11/18/15)...12 points (4-7 FGs, 4-8 FTs) and 6 rebounds in 17 minutes at PHO (10/28/15)...9 points (4-8 FGs, 1-2 FTs) and 8 rebounds in 19 minutes at LAC (10/29/15)...8 points (4-7 FGs), 8 rebounds, 2 assists and 2 blocks in 25 minutes at LAL (11/1/15)...1st career double-double with 10 points (4-14 FGs, 2-2 FTs), 10 rebounds, 3 assists and 2 steals in 26 minutes vs. TOR (11/3/15)...14 points (6-12 FGs, 2-4 FTs) and 9 rebounds in 23 minutes vs. CHA (11/5/15)...15 points (7-9 FGs, 1-1 FTs) and 7 rebounds in 26 minutes vs. NO (11/7/15)...he recorded a game-high plus-minus of +20 vs. NO (11/7/15)...10 points (4-5 FGs, 2-4 FTs) and 6 rebounds (3 OR) in 17 minutes at NO (11/10/15)...8 points (4-5 FGs) and 6 rebounds in 16 minutes vs. LAC (11/11/15)...2nd double-double with 10 points (3-6 FGs, 4-4 FTs), season-high 12 rebounds, 2 assists and 1 steal in 22 minutes vs. LAL (11/13/15)...13 points (5-8 FGs, 3-4 FTs), 9 rebounds, 3 assists and 2 blocks in 26 minutes at HOU (11/14/15)...7 points (3-5 FGs, 1-3 FTs), 8 rebounds and 2 steals in 26 minutes at PHI (11/16/15)...11 points (3-6 FGs, 5-5 FTs), 4 rebounds, 2 steals and 1 block in 22 minutes vs. UTA (11/20/15)...13 points (5-7 FGs, 3-4 FTs) and 2 steals in 13 minutes at OKC (11/22/15)...11 points (4-5 FGs, 3-5 FTs), 6 rebounds and 1 block while recording a team-high plus-minus of +20 in 16 minutes vs. HOU (12/4/15)...8 points (2-3 FGs, 4-4 FTs) and 6 rebounds in 19 minutes at NY (12/7/15)...14 points (4-10 FGs, 6-7 FTs), 6 rebounds and 1 steal in 23 minutes vs. ATL (12/9/15)...9 points (3-6 FGs, 3-4 FTs) and 4 rebounds in 21 minutes vs. WAS (12/12/15)...8 points (2-2 FGs, 4-5 FTs) and 6 rebounds in 16 minutes vs. PHO (12/14/15)...9 points (4-6 FGs, 1-3 FTs), 6 rebounds and 2 steals before fouling out after 21 minutes vs. CHI (12/26/15)...10 points (5-9 FGs) and 4 rebounds in 25 minutes vs. GS (12/30/15)...3rd double-double with 13 points (4-9 FGs, 5-6 FTs), 10 rebounds, 2 assists, 2 steals and 2 blocks in 30 minutes at NO (1/6/16)...team-high 15 points (4-8 FGs, 2-3 3FGs, 5-5 FTs), including 10 in 4th quarter, to go with 2 rebounds and 1 block in 16 minutes at SA (1/17/16)...11 points (4-5 FGs, 3-5 FTs), 5 rebounds and 3 assists in 25 minutes at GS (1/27/16)...10 points (3-3 FGs, 4-4 FTs), 5 rebounds and 1 steal in 14 minutes at MEM (2/6/16)...was selected to play for the World Team in the 2016 BBVA Compass Rising Stars Challenge at All-Star Weekend, which took place in his hometown of Toronto...appeared off the bench for the World Team and recorded a double-double with 12 points (6-9 FGs), a game-high 11 rebounds (5 OR), 2 assists and 2 steals in 16 minutes (the U.S. Team defeated the World Team, 157-154)...handed out a season-high 4 assists to go with 5 points (2-7 FGs, 1-2 FTs) and 7 rebounds in 24 minutes at GS (3/25/16)...11 points (3-4 FGs, 5-7 FTs), including 10 in 4th quarter, to go with 6 rebounds, 2 assists and 1 block in 16 minutes at SAC (3/27/16)...in 1st career start, season-high 16 points (8-13 FGs), including 10 on 5-5 FGs in 4th quarter, to go with 7 rebounds, 2 steals and 1 block in 30 minutes at DEN (3/28/16)...recorded 12 DNP-CDs...DND-Rest at WAS (12/6/15). **2014-15:** Averaged 3.1 points, 1.7 rebounds and 8.1 minutes in 29 games with BOS and DAL...shot 46.3% (31-67 FGs) from the field and 75.8% (25-33 FTs) from the FT line...in 24 games with DAL, averaged 3.4 points and 2.0 rebounds in 9.5 minutes...2 games with 10+ points (both with DAL)...appeared in 8 games (all starts) for the Mavericks' D-League affiliate Texas Legends and averaged 28.3 points, 9.4 rebounds, 3.3 assists and 1.3 blocks in 37.8 minutes...made his NBA debut vs. CLE (11/14/14) and played 2 seconds...2 points (1-1 FGs), his 1st career points, in 2 minutes at MEM (11/21/14)...6 points (3-4 FGs), 1 rebound and 1 steal in 4 minutes vs. SA (11/30/14)...acquired by DAL with Rajon Rondo from BOS in exchange for Brandan Wright, Jae Crowder, Jameer Nelson, a 2015 first round pick and a 2016 second round pick (12/18/14)...made his Mavericks debut at PHO (12/23/14) and played 38 seconds...8 points (2-2 FGs, 2-2 3FGs, 2-2 FTs) in 5 minutes at LAC (1/10/15)...season-high 11 points (5-8 FGs, 1-2 FTs) to go with 5 rebounds, 2 assists and 1 block in 29 minutes at DEN (1/14/15)...6 points (3-3 FGs) and season-high 10 rebounds in 20 minutes at MIN (1/21/15)...10 points (2-2 FGs, 6-8 FTs), 6 rebounds, 2 assists and 1 block in 15 minutes at NO (1/25/15)...6 points (3-7 FGs) and 6 rebounds in 9 minutes at ATL (2/25/15)...8 points (2-9 FGs, 1-4 3FGs, 3-4 FTs) and 8 rebounds in 24 minutes at UTA (4/13/15)...recorded 24 DNP-CDs (16 with DAL)...spent 25 games on the inactive list (15 with DAL).

PLAYOFF CAPSULE

Holds career playoff averages of 4.0 points, 3.0 rebounds and 11.2 minutes in 6 games. **2016:** Averaged 6.0 points, 4.3 rebounds, 1.0 assist and 16.0 minutes in 4 first round games vs. OKC...playoff highs of 16 points (6-7 FGs, 4-6 FTs), 9 rebounds, 3 assists and 28 minutes in Game 5 at OKC (4/25/16)...recorded 1 DNP-CD. **2015:** Appeared in 2 first round games vs. HOU and logged 3 total minutes...made his NBA Playoff debut in Game 2 at HOU (4/21/15) and played 2 minutes.

INTERNATIONAL CAPSULE

SUMMER 2018: Played in 2 games for the Canadian national team at the FIBA Basketball World Cup Americas Qualifiers and averaged 10.0 points and 6.0 rebounds in 17.5 minutes. **SUMMER 2015:** Played in 4 Marchand Cup (Puerto Rico) games and averaged 8.3 points and 5.3 rebounds for the Canadian national team that won gold...played in 9 games at the 2015 FIBA Americas Championship (Mexico) and averaged 4.7 points and 3.1 rebounds for the Canadian national team that won bronze. **SUMMER 2014:** Played for the Canadian national team. **SUMMER 2013:** Competed for the Canadian University national team...took part in the World University Games in Kazan (Russia). **SUMMER 2009:** Played for Team Canada at Adidas Nations Tournament (Dallas, Texas).

COLLEGE CAPSULE

Played 4 years at Stanford, averaging 10.8 points, 6.3 rebounds, 1.8 assists, 0.9 steals, 0.9 blocks and 26.2 minutes in 136 games (107 starts)...earned All-Pac-12 First Team honors his junior and senior seasons (2013 and 2014)...Pac-12 Most Improved Player (2013)...NIT champion (2012)...Pac-10 All-Freshman Team (2011). **2013-14:** Started all 36 games as a senior, averaging 14.0 points and 6.9 rebounds...shot 46.2% from the field...



All-Pac-12 First Team honoree...NCAA All-South Regional Team selection...Pac-12 Scholar-Athlete of the Year...Pac-12 All-Academic Honorable Mention pick...Preseason Wooden Award candidate...Senior CLASS Award candidate...5 games with 20+ points...28 games with 10+ points...11 games with 5+ assists...led team in assists (112) and steals (47)...double-double with 17 points, 12 rebounds and 6 assists against Bucknell (11/8/13)...28 points (10-15 FGs) against BYU (11/11/13)...20 points (8-16 FGs) against Houston (11/25/13)...20 points (7-12 FGs, 6-9 FTs), 9 rebounds and 6 assists against Pittsburgh (11/26/13)...double-double with 15 points and 10 rebounds vs. UC Davis (12/14/13)...double-double with 10 points and season-high 15 rebounds against Connecticut (12/18/13)...double-double with 13 points and 10 rebounds against Oregon State (1/9/14)...14 points and 6 assists against Oregon (1/12/14)...double-double with 17 points and 10 rebounds against Washington (1/18/14)...double-double with 17 points and 13 boards against UCLA (1/23/14)...14 points, 6 rebounds, 4 assists and 3 steals at USC (1/26/14)...season-high-tying 28 points (8-19 FGs, 10-12 FTs) against Arizona State (2/1/14)...double-double with 22 points (11-14 FTs) and 11 rebounds at California (2/5/14)...15 points and 7 rebounds in win over Kansas (3/23/14)...17 points and 9 rebounds against Dayton (3/ 27/14). **2012-13:** As a junior, averaged team-high 14.9 points and 8.4 rebounds in 34 games (all starts)...shot 46.7% (179-383 FGs) from the field, 45.5% (15-33 3FGs) from 3-point range and 79.6% (133-167 FTs) from the line...1 of 2 players to start all 34 games...NABC All-District Second Team selection...Pac-12 Most Improved Player of the Year...All-Pac-12 First Team honoree...Pac-12 All-Academic Second Team recipient...NABC Honors Court selection...10 double-doubles...9 games with 20+ points...27 games with 10+ points...led team in scoring 13 times...scored 15+ points during the 2nd half of a game on 6 occasions...1 of 2 players ranked among Pac-12's top-12 in both scoring (11th) and rebounding (7th)...totaled 72 assists, 39 blocks and 26 steals...27 points against San Francisco (11/9/12)...double-double with 14 points and 12 rebounds against CS Fullerton (11/12/12)...double-double with 18 points and 10 boards against Missouri (11/22/12)...22 points (7-11 FGs, 7-7 FTs) against Minnesota (11/24/12)...grabbed 13 rebounds against Seattle (11/28/12)...career-high 29 points (10-13 FGs, 9-11 FTs) against Denver (12/2/12)...23 points at NC State (12/18/12)...double-double with 17 points and 13 rebounds at UCLA (1/5/13)...double-double with 16 points and 11 rebounds against Washington State (1/9/13)...double-double with 12 points, 13 rebounds and 3 steals against Oregon (1/30/13)...double-double with 24 points (10-11 FTs) and 10 boards at Arizona (2/6/13)...double-double with 22 points and 10 rebounds at Arizona State (2/9/13)...double-double with 17 points and career-high 17 rebounds against USC (2/14/13)...22 points in loss to UCLA (2/16/13)...double-double with 20 points and 11 rebounds at Oregon State (2/21/13)...23 points (11-18 FGs), 9 rebounds and 4 assists vs. Arizona State (3/13/13)...10th double-double with 12 points and 15 rebounds against Stephen F. Austin (3/19/13). **2011-12:** As a sophomore, averaged 5.8 points and 4.6 rebounds in 35 games (11 starts) while shooting 45.3% from the field...during 5-game NIT title run, averaged 8.8 points and 5.8 rebounds while shooting 65.4% from the field and 70.5% (55-78 FTs) from the line...Pac-12 All-Academic Honorable Mention pick...6 games with 10+ points...led team in rebounding 8 times...ranked 3rd on team with 28 steals...in season debut (after missing first 2 games with an ankle sprain), 13 points in 17 minutes at UC Davis (11/18/11)...double-double with 10 points and 11 rebounds in 38 minutes against Oregon State (1/7/11)...9 points (5-5 FTs) and 9 boards in a win over Oregon State (2/16/12)...season-high 18 points (8-11 FGs) to go with 9 rebounds against Illinois State (3/19/12)...7 points and 5 rebounds against Minnesota (3/29/12). **2010-11:** As a freshman, averaged 8.1 points and 5.2 rebounds in 31 games (26 starts)...his 26 starts were 3rd-most all-time among Stanford freshmen...shot 47.1% from the field and 68.3% from the line...Pac-10 All-Freshman Team honoree...11 games with 10+ points...led team in rebounding 11 times...knocked down a pair of FTs against San Diego (11/15/10) for his first career points...1st career double-double with 13 points (9-9 FTs) and 10 boards against DePaul (11/28/10)...20 points and 7 boards against California (1/2/11)...16 points and 8 boards against Washington State (2/11/11)...2nd double-double with 11 points and 11 boards against Oregon (2/26/11).

PERSONAL CAPSULE

Son of Harlan Powell and Jacqueline Weir...originally from Toronto, made the move from Canada to Bradenton, Fla., where he prepped at IMG Academy for three years...during the summer of 2009, was one of two high school players invited to train with the Canadian national team...earned his bachelor's degree in Science, Technology & Society at Stanford...has participated in the NBA's Basketball Without Borders program, coaching at the event in 2017 (Bahamas) and 2018 (India)...spoke with kids at D.A. Hulcy Middle School about the importance of education as part of the Academic All Stars program, a program designed to recognize Metroplex elementary and middle school students who are either excelling in school or have made significant improvements between grading periods...over the holidays, teamed up with Pay Away the Layaway to surprise families ahead of Christmas to pay off layaway plans of gifts, toys, books, and clothes for kids at Burlington Coat Factory in Fort Worth...on Twitter @DwightPowell33.

REGULAR SEASON STATISTICS

YEAR	TEAM	GP	GS	MIN	AVG	FG	FGA	PCT	3FG	3FGA	PCT	FT	FTA	PCT	REBOUNDS			AVG	AST	PF	STL	TO	BLK	PTS	AVG
															OFF	DEF	TOT								
2014-15	BOS/DAL	29	0	236	8.1	31	67	.463	3	11	.273	25	33	.758	18	32	50	1.7	9	40	9	11	6	90	3.1
2015-16	DAL	69	2	992	14.4	146	296	.493	2	16	.125	105	142	.739	84	189	273	4.0	44	118	36	40	24	399	5.8
2016-17	DAL	77	3	1333	17.3	194	377	.515	21	74	.284	107	141	.759	93	213	306	4.0	49	135	61	34	39	516	6.7
2017-18	DAL	79	24	1672	21.2	255	430	.593	28	84	.333	133	185	.719	135	309	444	5.6	91	186	67	59	32	671	8.5
TOTAL		254	29	4233	16.7	626	1170	.535	54	185	.292	370	501	.739	330	743	1073	4.2	193	479	173	144	101	1676	6.6

PLAYOFF STATISTICS

YEAR	TEAM	GP	GS	MIN	AVG	FG	FGA	PCT	3FG	3FGA	PCT	FT	FTA	PCT	REBOUNDS			AVG	AST	PF	STL	TO	BLK	PTS	AVG
															OFF	DEF	TOT								
2014-15	DAL	2	0	3	1.5	0	1	.000	0	0	---	0	0	---	0	1	1	0.5	1	1	0	0	0	0	0.0
2015-16	DAL	4	0	64	16.0	9	19	.474	0	1	.000	6	11	.545	9	8	17	4.3	4	5	1	1	0	24	6.0
TOTAL		6	0	67	11.2	9	20	.450	0	1	.000	6	11	.545	9	9	18	3.0	5	6	1	1	0	24	4.0



#1 | DENNIS SMITH JR.

PROFILE

POSITION GUARD

BORN 11/25/1997

HEIGHT/WEIGHT 6'3" | 195 LBS

YEARS PRO 1 YEAR

FROM NORTH CAROLINA STATE/USA

CAREER HIGHS

REGULAR SEASON

PTS	27	VS. SAN ANTONIO	11/14/17
FGM	11	AT DENVER	1/16/18
FGA	23	2 TIMES	
3FGM	5	2 TIMES	
3FGA	11	VS. SAN ANTONIO	11/14/17
FTM	7	AT CHARLOTTE	1/10/18
FTA	10	VS. GOLDEN STATE	10/23/17
OR	2	13 TIMES	
DR	8	AT NEW ORLEANS	12/29/17
REB	10	AT NEW ORLEANS	12/29/17
AST	11	3 TIMES	
BLK	2	4 TIMES	
STL	3	4 TIMES	
MIN	40	2 TIMES	

PLAYOFFS

PTS	N/A
FGM	N/A
FGA	N/A
3FGM	N/A
3FGA	N/A
FTM	N/A
FTA	N/A
OR	N/A
DR	N/A
REB	N/A
AST	N/A
BLK	N/A
STL	N/A
MIN	N/A

2017-18

PTS	27	VS. SAN ANTONIO	11/14/17
FGM	11	AT DENVER	1/16/18
FGA	23	2 TIMES	
3FGM	5	2 TIMES	
3FGA	11	VS. SAN ANTONIO	11/14/17
FTM	7	AT CHARLOTTE	1/10/18
FTA	10	VS. GOLDEN STATE	10/23/17
OR	2	13 TIMES	
DR	8	AT NEW ORLEANS	12/29/17
REB	10	AT NEW ORLEANS	12/29/17
AST	11	3 TIMES	
BLK	2	4 TIMES	
STL	3	4 TIMES	
MIN	40	2 TIMES	





CAREER TRANSACTIONS

Selected by Dallas in the first round (ninth overall pick) of the 2017 NBA Draft.

2017-18 SEASON

As a rookie, averaged 15.2 points (2nd on team), 3.8 rebounds, 5.2 assists (2nd on team), 1.0 steal (3rd on team) and 29.7 minutes in 69 games (all starts) en route to earning NBA All-Rookie Second Team honors...made 106 3-pointers (106-of-339, .313), the most by a Mavericks rookie in franchise history...among all rookies, ranked 5th in scoring, 14th in rebounding, 3rd in assists, 6th in steals and 7th in minutes...produced 1 triple-double, finishing the season as the 4th-youngest player in NBA history to record a triple-double (Markelle Fultz, Lonzo Ball, LeBron James)...6 double-doubles...3 games with 25+ points...15 games with 20+ points – the 4th-most by a Mavericks rookie in team history (Jay Vincent – 53; Jamal Mashburn – 37; Mark Aguirre – 20)...40 games with 15+ points...recorded 57 double-figure scoring efforts, including 38 in his final 41 games...1 game with 10+ rebounds...6 games with 10+ assists, the 2nd-most by a Mavericks rookie in franchise history (Jason Kidd – 22)...19 games with 7+ assists...40 games with 5+ assists...started the season opener vs. ATL (10/18/17), becoming the first rookie to start an opener for DAL since Devin Harris in 2004-05...in NBA debut, 1st double-double with team-high-tying 16 points (6-12 FGs, 1-4 3FGs, 3-4 FTs), including an alley-oop dunk on the team's 1st possession (DAL's 1st points of the season), to go with 3 rebounds and game-high 10 assists in 30 minutes vs. ATL (10/18/17)...Smith (19 years, 327 days) became the youngest player in NBA history to record a point-assist double-double in his NBA debut (the previous youngest was Isiah Thomas, 20 years and 183 days, who had 31 points and 11 assists in his debut for DET on 10/30/81)...before Smith, Thomas was also the youngest player to dish out 10+ assists in his debut...Smith joined Jason Kidd as 1 of only 2 Mavericks to post at least 10 points and 10 assists in their NBA debut (Kidd had 10 points and 11 assists in his debut vs. NJ on 11/5/94)...he also became the first DAL player to record at least 15 points and 10 assists in a season debut since Steve Nash in 2002-03 (Nash had 24 points and 13 assists at MEM on 10/30/02)...team-high 19 points (8-12 FGs, 3-6 3FGs) to go with game-high 5 assists in 28 minutes vs. MEM (10/25/17)...team-high 18 points (6-15 FGs, 2-5 3FGs, 4-5 FTs) in 28 minutes at LAC (11/1/17)...team-high 18 points (7-15 FGs, 3-5 3FGs, 1-1 FTs), including 13 in 4th quarter, to go with 5 rebounds in 26 minutes at MIN (11/4/17)...22 points (9-22 FGs, 1-5 3FGs, 3-3 FTs), 8 rebounds and team-high 8 assists in 32 minutes in DAL's 113-99 win at WAS (11/7/17)...Smith (19 years, 347 days) became the youngest player in Mavericks history to record a 20-point game (the previous youngest was Smith's teammate, Dirk Nowitzki, who had a 29-point night at PHO on 4/16/99, at 20 years and 301 days)...Smith also became only the 2nd rookie in Mavericks history to post at least 20 points, 8 rebounds and 8 assists in a game, joining Jason Kidd (Kidd had 38 points, 11 rebounds and 10 assists in a 2OT game at HOU on 4/11/95)...Smith racked up 142 points and 49 assists in his first 10 career games (10/18-11/7/17), joining LeBron James (168 points and 64 assists in 2003-04) and Kyrie Irving (166 points and 52 assists in 2011-12) as the only teenagers in NBA history to reach those totals in their first 10 career NBA contests...Smith also became 1 of 10 players in league history to score at least 142 points in his first 10 career games before the age of 20 (joining Kevin Durant, Dajuan Wagner, Jahlil Okafor, Carmelo Anthony, LeBron James, Kyrie Irving, Michael Beasley, Luol Deng and Anthony Davis)...Smith's 142 points were the 3rd-most by a DAL player in his first 10 career games, behind Mark Aguirre's 223 in 1981-82 and Jamal Mashburn's 200 in 1993-94...21 points (8-16 FGs, 2-6 3FGs, 3-4 FTs), 5 rebounds, game-high 7 assists, team-high-tying 2 steals and game-high 2 blocks in 30 minutes vs. CLE (11/11/17)...Smith (19 years, 351 days) joined Kevin Garnett, LeBron James and Kyrie Irving as the only teenagers in NBA history to post at least 20 points, 5 rebounds, 5 assists, 2 steals and 2 blocks in a game...Smith also became the first Mavericks rookie with back-to-back 20-point efforts since Roddy Beaubois in 2009-10 (Beaubois had 22 points vs. SAC 3/5/10 and 24 points at CHI 3/6/10)...season-high (team-high) 27 points (10-23 FGs, 5-11 3FGs, 2-2 FTs), including 18 in 4th quarter, to go with 6 rebounds and 2 assists in 36 minutes vs. SA (11/14/17)...Smith (19 years, 354 days) became the youngest Maverick in franchise history to post at least 25 points and 5 rebounds in a game (the previous youngest was Dirk Nowitzki, who had 29 points and 8 boards at PHO on 4/16/99 at 20 years, 301 days)...his 18-point 4th quarter vs. SA (11/14/17) was the highest-scoring period by a DAL rookie since Roddy Beaubois' 21-point 2nd quarter at GS (3/27/10)...team-high-tying 19 points (9-17 FGs, 1-5 3FGs) to go with 5 assists in 28 minutes at SA (11/27/17)...20 points (9-16 FGs, 2-4 3FGs), 5 rebounds and 3 assists in 31 minutes vs. DEN (12/4/17)...1st career triple-double with team-high 21 points (8-12 FGs, 5-7 3FGs) to go with season-high 10 rebounds, game-high 10 assists and 1 steal in 31 minutes at NO (12/29/17) (he had 10 points, 5 boards, 4 assists and 1 steal in the 1st quarter alone against the Pelicans)...at the time, Smith (20 years, 34 days) became the 3rd-youngest player in NBA history to record a triple-double, behind Lonzo Ball (20 years, 15 days) and LeBron James (20 years, 20 days) (PHI's Markelle Fultz recorded a triple-double on the final day of the 2017-18 regular season, at 19 years and 317 days old, making Smith the 4th youngest)...he also became just the 2nd rookie in Mavericks history to register a triple-double, joining Jason Kidd (Kidd had 4 triple-doubles as a rookie in 1994-95)...19 points (5-12 FGs, 3-5 3FGs, 6-7 FTs), including 13 in 4th quarter, to go with 4 rebounds, 6 assists and 1 steal in 28 minutes at OKC (12/31/17)...20 points (8-19 FGs, 2-5 3FGs, 2-2 FTs), 7 rebounds and 3 assists in 34 minutes vs. ORL (1/9/18)...game-high-tying 23 points (8-19 FGs, 3-9 3FGs, 4-4 FTs), including 17 in 1st half, to go with 2 rebounds, 3 assists and 1 steal in 39 minutes vs. LAL (1/13/18)...team-high 25 points (11-18 FGs, 3-3 FTs), including 11 of DAL's final 13 points, to go with 5 assists and 1 steal in 31 minutes at DEN (1/16/18)...21 points (8-15 FGs, 1-1 3FGs, 4-5 FTs), including 11 in 4th quarter, to go with 6 rebounds, team-high-tying 6 assists and game-high 3 steals in 32 minutes at POR (1/20/18)...he scored 20+ points in a season-high 3 consecutive games from 1/13-1/20/18 (23 vs. LAL 1/13/18, 25 at DEN 1/16/18, 21 at POR 1/20/18)...17 points (7-16 FGs, 2-6 3FGs, 1-2 FTs), 3 rebounds, game-high 6 assists and 2 steals in 31 minutes vs. WAS (1/22/18)...18 points (7-14 FGs, 4-7 3FGs), 4 rebounds, game-high 7 assists and 2 steals in 33 minutes vs. POR (1/26/18)...3rd double-double with 14 points (4-17 FGs, 1-7 3FGs, 5-6 FTs) and game-high 10 assists in 35 minutes vs. MIA (1/29/18)...team-high 22 points (8-18 FGs, 4-9 3FGs, 2-2 FTs), including 10 in 1st quarter, to go with 3 rebounds, 3 assists, 2 steals and 1 block in 30 minutes at GS (2/8/18)...4th double-double with 16 points (7-18 FGs, 2-6 3FGs), 5 rebounds, season-high (game-high) 11 assists and 1 steal in 35 minutes at HOU (2/11/18)...represented DAL in the dunk contest and Rising Stars game at All-Star Weekend in Los Angeles...he became the 3rd Maverick ever to compete in the dunk contest (Tony Dumas, Michael Finley) and the first DAL rookie to play in the annual Rookie/Sophomore game since Devin Harris in 2005...Smith had a streak of 23 consecutive double-figure scoring games from 12/29/17-2/23/18 (he averaged 16.5 ppg in that span), which was tied for the 2nd-longest double-digit scoring streak by a Mavericks rookie in team history (Jamal Mashburn also scored 10+ points in 23 consecutive games from 1/24-3/17/94 and Jay Vincent scored 10+ points in 65 straight games from 12/3/81-4/17/82)...17 points (6-18 FGs, 2-7 3FGs, 3-4 FTs), including DAL's first 8 points of OT, to go with 6 assists in season-high 40 minutes vs. OKC (2/28/18)...25 points (9-17 FGs, 2-3 3FGs, 5-8 FTs), including 10 in 1st quarter, to go with 3 assists and 1 steal in 34 minutes at CHI (3/2/18)...team-high-tying 23 points (9-22 FGs, 5-6 FTs) to go with 5 rebounds, team-high 8 assists and 1 steal in 31 minutes vs. NO (3/4/18)...5th double-double with 18 points (7-16 FGs, 2-6 3FGs, 2-2 FTs), 5 rebounds, season-high-tying (game-high) 11 assists and 1 steal in 35 minutes vs. DEN (3/6/18)...Smith scored 10+ points 28 times in a 29-game stretch from 12/29/17-3/6/18, averaging 16.6 ppg in that span...19 points (9-23 FGs, 1-2 FTs), 4 rebounds, 4 assists and 1 steal in 36 minutes at TOR (3/16/18)...team-high 21 points (9-17 FGs, 2-5 3FGs, 1-1 FTs) to go with 5 assists, 1 steal and 2 blocks in 23 minutes before leaving the game



in the 3rd quarter with a left ankle sprain at BKN (3/17/18)...team-high 21 points (8-17 FGs, 2-6 3FGs, 3-4 FTs) to go with 5 rebounds and game-high-tying 6 assists in 33 minutes vs. CHA (3/24/18)...19 points (6-12 FGs, 3-6 3FGs, 4-4 FTs), including 15 in 1st half, to go with game-high-tying 6 assists in 25 minutes at SAC (3/27/18)...17 points (8-15 FGs, 1-2 3FGs), game-high 7 assists and 2 steals in 26 minutes vs. MIN (3/30/18)... team-high 18 points (8-16 FGs, 2-5 3FGs) to go with team-high-tying 8 rebounds, game-high-tying 8 assists and 2 steals in 29 minutes vs. POR (4/3/18)...he led DAL in points, rebounds and assists in a game for the 1st time in his career vs. POR (4/3/18)...6th double-double with 20 points (9-19 FGs, 1-6 3FGs, 1-2 FTs), 5 rebounds, season-high-tying (game-high) 11 assists, season-high-tying (team-high) 3 steals and season-high-tying (game-high-tying) 2 blocks in season-high-tying 40 minutes at PHI (4/8/18)...missed 2 games due to left knee effusion (vs. SAC 10/20/17-at HOU 10/21/17)...missed 6 games due to a left hip strain (at MIL 12/8/17-vs. PHO 12/18/17)...missed 3 games due to left knee soreness (vs. MEM 3/10/18, at ORL 4/4/18, vs. PHO 4/10/18)...missed 2 games due to a left ankle sprain (at NO 3/20/18-vs. UTA 3/22/18).

COLLEGE CAPSULE

2016-17: In lone season at NC State, averaged 18.1 points, 4.6 rebounds, 6.2 assists, 1.9 steals and 34.8 minutes in 32 games (all starts)...the first NC State player since Hawkeye Whitney in 1977 to win ACC Freshman of the Year honors and the only sole winner in school history (Whitney shared the honor)...set the school freshman record for scoring average (18.1 ppg)...the first player since North Carolina's Ed Cota in 1996-97 to lead ACC freshmen in points and assists...the only player in ACC history to register 2 triple-doubles in the same season in conference play...ranked 6th in the ACC in scoring (18.1 ppg) and led the conference in assists (6.2 apg, 13th nationally)...the ACC Freshman of the Year and an All-ACC Second Team and All-Freshman Team selection...collected a Wolfpack freshman-record 62 steals (1.94 spg), 2nd among ACC players in that category...led ACC freshmen in points, assists and steals...tied for the national lead with 2 triple-doubles, notching 27 points, 11 rebounds and 11 assists vs. Virginia Tech and 13 points, 11 rebounds and 15 assists vs. Syracuse...his 4 games with 30+ points were the most in ACC freshman history...scored a season-high 32 points in a win at Duke...the victory was NC State's first in Cameron Indoor Stadium in 22 years and the scoring output was the 2nd-highest total by a visiting player at Cameron in 10 years...1 of 12 players named to the midseason watch list for the Wayman Tisdale Award honoring the National Freshman of the Year...1 of 10 named as a finalist for the Bob Cousy Award (best point guard in the country)...selected to the USBWA All-District III and NABC All-District 2 Second Team.

PERSONAL CAPSULE

Born Nov. 25, 1997...son of Dennis Smith Sr...was a lifelong Wolfpack fan before becoming one of the highest-rated recruits to play at NC State... shares a close bond with platinum hip-hop artist J. Cole, who hails from his same hometown (Fayetteville, N.C.)...tore his ACL during his senior year of high school at Trinity Christian School and elected to graduate in December...enrolled at NC State in January 2016...averaged 22.2 points as a junior for Trinity...named North Carolina's Gatorade Player of the Year...the No. 4 recruit overall and No. 1 point guard according to ESPN, No. 6 overall recruit in composite ranking by 247Sports and No. 10 overall by Scout...led Trinity to a state championship as a sophomore.

REGULAR SEASON STATISTICS

YEAR	TEAM	GP	GS	MIN	AVG	FG	FGA	PCT	3FG	3FGA	PCT	FT	FTA	PCT	REBOUNDS		TOT	AVG	AST	PF	STL	TO	BLK	PTS	AVG
															OFF	DEF									
2017-18	DAL	69	69	2049	29.7	404	1024	.395	106	339	.313	134	193	.694	50	260	358	5.2	358	152	71	194	18	1048	15.2
TOTAL		69	69	2049	29.7	404	1024	.395	106	339	.313	134	193	.694	50	260	358	5.2	358	152	71	194	18	1048	15.2



#26 | RAY SPALDING

PROFILE

POSITION FORWARD

BORN 03/11/1997

HEIGHT/WEIGHT 6'10" | 215 LBS

YEARS PRO ROOKIE

FROM LOUISVILLE/USA





CAREER TRANSACTIONS

Selected by Philadelphia in the second round (56th overall pick) of the 2018 NBA Draft...draft rights traded with Kostas Antetokounmpo (60th overall pick) to Dallas in exchange for Shake Milton (54th overall selection).

PROFESSIONAL CAPSULE

Summer 2018: In 5 games (4 starts) for DAL at MGM Resorts Summer League 2018 (Las Vegas), averaged 8.0 points, 5.2 rebounds and 1.0 steal in 17.0 minutes...shot 58.6% (17-29 FGs) from the field.

COLLEGE CAPSULE

Played in 100 games (48 starts) over 3 seasons at Louisville, averaging 8.1 points, 6.3 rebounds, 1.0 steal and 1.1 blocks in 21.7 minutes. **2017-18:** As a junior, averaged 12.3 points, 8.7 rebounds, 1.3 assists, 1.5 steals, 1.7 blocks and 21.7 minutes in 36 games (34 starts) while shooting 54.3% (183-337 FGs) from the field...2017-18 All-ACC Honorable Mention selection...1 of 2 Division I players to average at least 8.5 rebounds, 1.7 blocks and 1.5 steals in 2017-18 (Notre Dame's Bonzie Colson)...ranked 54th nationally in rebounding (8.7 rpg) and 74th in blocks (1.72 bpg) in 2017-18...led Louisville and finished 6th in the ACC in rebounding (8.7 rpg) and 10th in steals (1.5 spg)...ranked 3rd in the ACC in offensive rebounds (3.14 orpg, 33rd in the nation) and 9th in the ACC in blocked shots (1.72 bpg)...3-time All-ACC Academic team choice (2016, 2017, 2018)...had 11 double-doubles on the season...pulled down 8+ rebounds 21 times, including in 20 of Louisville's last 29 games...2 games with 20+ points...25 games with 10+ points...14 games with 10+ rebounds...1st double-double of season with 19 points (9-18 FGs, 1-1 3FGs), 11 rebounds, 2 assists, 2 steals and 3 blocks in 27 minutes vs. Omaha (11/17/17)...2nd double-double with 19 points (8-10 FGs, 3-4 FTs), 13 rebounds and career-high 5 blocks in 26 minutes vs. Saint Francis (11/24/17)...3rd double-double with 10 points (3-6 FGs, 4-5 FTs), 10 rebounds, 2 assists, 4 steals and 4 blocks in 23 minutes vs. Siena (12/6/17)...2nd consecutive double-double (4th of season) with 10 points (4-8 FGs, 1-2 3FGs, 1-2 FTs), 14 rebounds, 2 assists and career-high-tying 5 blocks in 30 minutes vs. Indiana (12/9/17)...5th double-double with 21 points (8-13 FGs, 5-9 FTs), career-high 16 rebounds, 3 steals and 2 blocks in 36 minutes vs. Grand Canyon (12/23/17)...6th double-double (2nd straight) with 12 points (6-11 FGs) and 11 rebounds in 28 minutes at Kentucky (12/29/17)...7th double-double with 16 points (8-16 FGs), 14 rebounds and 2 blocks in 29 minutes at Clemson (1/6/18)...8th double-double with career-high 23 points (10-16 FGs, 3-3 FTs) to go with 12 rebounds, 2 assists and 2 steals in career-high 47 minutes at Notre Dame (1/16/18)...didn't start against Syracuse after spraining his ankle in the previous game vs. Florida State, but led the Cards with 18 points (7-8 FGs, 4-6 FTs) and 9 rebounds in 28 minutes against the 'Cuse (2/15/18)...produced 2 consecutive double-doubles (his 9th and 10th of the season) against North Carolina and Duke with 18 points and 12 rebounds vs. the Tar Heels (2/17/18) and 17 points and 10 boards vs. the Blue Devils (2/21/18)...blocked his 100th career shot against Virginia (3/1/18)...ended his junior year with a total of 111 career rejections...in the conference tournament, had 18 points vs. Florida State (3/7/18) and 16 points vs. Virginia (3/8/18)...scored his 800th career point with an 18-point effort against Middle Tennessee in the NIT Second Round (3/18/18)...11th double-double with 13 points (6-10 FGs, 1-2 3FGs), 11 rebounds, 2 assists and 3 blocks in NIT Quarterfinal loss to Mississippi State (3/20/18). **2016-17:** As a sophomore, averaged 5.9 points, 5.5 rebounds and 19.2 minutes in 34 games (8 starts) while shooting 59.0% (79-134 FGs) from the floor...was 1 of 3 Cardinals to play in all 34 games...1 double-double...8 games with 10+ points, including 11 points against Jacksonville State in the NCAA First Round...3 games with 10+ rebounds...2017 All-ACC Academic Men's Basketball team selection, earning the recognition for the 2nd straight year...over the last 6 games of the season, averaged 8.7 points, 6.2 rebounds, shot 72.4% (21-29 FGs) from the field and blocked 4 shots...in conference games only, he ranked 16th in the ACC in rebounding (6.3 rpg)...2nd on the team with 21 dunks...recorded his lone double-double of the season (2nd career) with a season-high 18 points (8-9 FGs, 2-6 FTs) to go with 11 rebounds, 2 assists, 2 steals and 1 block in 28 minutes vs. Syracuse (2/26/17). **2015-16:** As a freshman, averaged 5.6 points, 4.3 rebounds and 17.5 minutes in 30 games (6 starts) while shooting 56.0% (70-125 FGs) from the field...5 games with 10+ points...2nd on the team with 22 dunks...1st career double-double with season highs of 18 points (8-10 FGs, 2-2 FTs), 12 rebounds and 4 steals vs. North Florida (11/21/15)...also added 2 blocks in a season-high 31 minutes against UNF...2nd straight double-figure scoring effort with 12 points (6-7 FGs) in 13 minutes vs. St. Francis (11/24/15)...he totaled 30 points on 14-of-17 (.824) shooting over the 2-game span (11/21-11/24/15)...also hit double figures vs. Eastern Michigan on 12/12/15 (11 points), at North Carolina State on 1/7/16 (12) and vs. Virginia on 1/30/16 (12)...named to the 2016 All-ACC Academic Men's Basketball team, 1 of a league-high 7 Cardinals selected for the honor.

PERSONAL CAPSULE

Born March 11, 1997....son of Geri Spalding...has one older sister, Maya Spalding, and two younger brothers, Jayden Spalding and James Wright...uncle, Manuel Forrest, played for Louisville (1981-82, 1983-85), and averaged 12.8 points and 5.0 rebounds his senior year with the Cardinals...has a 7-5 wingspan...as a senior in 2014-15, Spalding averaged 13.0 points, 8.7 rebounds and 3.1 blocks for Trinity High School in Louisville, Ky., which was the top-ranked team in the state before falling in the Seventh Region semifinals...two-time first team all-state selection who led Trinity to a 24-6 record as a senior and a 118-21 record in his four-year career...he was the KABC regional co-player of the year...was ranked No. 26 nationally by 247Sports.com, No. 31 by Scout.com (No. 5 power forward), No. 55 in the ESPN 100, and No. 63 by Rivals.com...his AAU team "The Ville" beat the Albany (N.Y.) City Rocks to win the 11th grade AAU National Championship played in Louisville...Spalding was the MVP of the title game after totaling 15 points, 8 rebounds, 5 blocks and 2 steals.



CONTENT

THE ORGANIZATION

PLAYERS

THE NBA

HISTORY

RECORDS


PLAYOFFS

MEDIA

REVIEW

THE NBA

NBA OFFICES
OPPONENTS
G LEAGUE





NBA OFFICES

NORTH AMERICAN OFFICES

NEW YORK

Olympic Tower
645 Fifth Avenue
New York, NY 10022
Tel: 212-407-8000
Fax: 212-832-3861

NEW JERSEY

100 Plaza Drive
Secaucus, NJ 07094
Tel: 201-865-1500
Fax: 201-974-5973

INTERNATIONAL OFFICES

AFRICA

9th Floor GreenPark Corner
3 Lower Road
Morningside 2196
Johannesburg, South Africa
Tel: +27-100-072-668

ASIA/PACIFIC

CHINA-BEIJING

19th Floor, Office Tower 2
China Central Place
No. 79 Jianguo Road
Chaoyang District
Beijing, China 100025
Tel: +86-10-5200-8200
Fax: +86-10-5200-8202

CHINA-SHANGHAI

Unit 2703-2708, 27F, Tower 2 Plaza 66
1266 Nanjing West Road
Jing An District
Shanghai, China 200040
Tel: +86-21-6137-2200
Fax: +86-21-6288-9920

HONG KONG

Room 3101, Lee Gardens One
33 Hysan Avenue
Causeway Bay, Hong Kong
Tel: +852-2843-9600
Fax: +852-2536-4808

PHILIPPINES

Unit 1701, World Plaza Building
5th Avenue Corner 30th Street
Bonifacio Global City
Taguig, 1634 Philippines
Jandric Lim, Communications,
Cell: +632-866-8205

TAIWAN

Suite 1303, No. 88, Section 2
Chung Hsiao East Road
Taipei, Taiwan ROC 100
Tel: +886-2-2397-8000
Fax: +886-2-2358-1098

CANADA

50 Bay Street, Suite 1402
Toronto, Ontario Canada M5J 3A5
Tel: 416-682-2000
Fax: 416-364-0205

EUROPE & THE MIDDLE EAST

LONDON

Endeavour House
189 Shaftesbury Avenue
London, United Kingdom WC2H 8JR
Tel: +44-20-7420-8900

SPAIN

Leganitos Street 6th Floor
28013 Madrid, Spain
Ignasi Castello, Communications,
Tel: +34-912-153-573

INDIA

Tower 1, 10th Floor
Indiabulls Finance Center
Senapati Bapat Marg Mumbai
Maharashtra 400013
Tel: +91-22-6124-6100

LATIN AMERICA

BRAZIL

Av Borges de Medeiros, 633
Sala 301 - Leblon
Rio de Janeiro, RJ, Brazil 22430-041
Tel: +55-21-3206-6400
Fax: +55-21-2586-6001

MEXICO

Av. Prolongacion Paseo de la Reforma
No. 1236, Planta Baja Desarrollo Santa Fe
Cuajimalpa de Morelos, Ciudad de Mexico 05348
Tel: +52-55-9171-7700



NBA SPORTS COMMUNICATIONS GROUP

Tim Frank | Senior Vice President, Basketball Communications (tfrank@nba.com)
 Maureen Coyle | Vice President, Basketball Communications (mcoyle@nba.com)
 Mark Broussard | Senior Director, Basketball Communications (mbroussard@nba.com)
 Phone | 212-407-8000
 Fax | 212-826-0579

2018-2019 NBA KEY DATES

July 1-6	Moratorium Period (ends at noon ET on July 6)
July 6	NBA Team may begin signing free agents to contracts (noon ET)
July 2-5	California Classic (Sacramento, CA)
July 2-5	Utah Jazz Summer League (Salt Lake City, UT)
July 6-17	MGM Resorts NBA Summer League (Las Vegas, NV)
August 4	NBA Africa Game 2018, Team Africa vs. Team World (Pretoria, South Africa)
September 7	Naismith Memorial Basketball Hall of Fame Enshrinement (Springfield, MA)
September 21	First allowable date for players participating in preseason NBA Global Games to report to their teams (no earlier than 11 a.m. local time)
September 22	Training Camps open for all teams participating in preseason NBA Global Games
September 24	First allowable date for all other veteran players to report to their teams (no earlier than 11 a.m. local time)
September 25	Training Camps open for all other teams
September 28	NBA Preseason games begin
September 29	NBA Canada Series 2018, Portland Trail Blazers vs. Toronto Raptors (Vancouver)
October 5	NBA China Games 2018, Dallas Mavericks vs. Philadelphia 76ers (Shanghai)
October 8	NBA China Games 2018, Dallas Mavericks vs. Philadelphia 76ers (Shenzhen)
October 10	NBA Canada Series 2018, Brooklyn Nets vs. Toronto Raptors (Montreal)
October 12	NBA Preseason ends
October 15	Rosters set for NBA Opening Day (5 p.m. ET)
October 16	Start of the 2018-19 NBA Regular Season (NBA Tip-Off 2018)
December 13	NBA Mexico City Games 2018, Orlando Magic vs. Chicago Bulls (Mexico City)
December 15	NBA Mexico City Games 2018, Orlando Magic vs. Utah Jazz (Mexico City)
January 5	10-day contracts may now be signed
January 10	All contracts are guaranteed for the remainder of the season
January 15	Last day to sign NBA Two-Way contracts
January 17	NBA London Game 2019, New York Knicks vs. Washington Wizards (London)
February 7	NBA Trade Deadline (3 p.m. ET)
February 15-17	NBA All-Star 2019 (Charlotte, NC)
March 1	Playoff Eligibility Waiver Deadline
April 10-13	Portsmouth Invitational Tournament (Portsmouth, VA)
April 10	Regular Season ends
April 12	Rosters set for NBA Playoffs 2019 (3 p.m. ET)
April 13	NBA Playoffs 2019 begin
April 21	NBA Early Entry Eligibility Deadline (11:59 p.m. ET)
April 29/April 30	Conference Semifinals begin (possible move up to April 27-28)
May 14	NBA Draft Lottery 2019 (Chicago)
May 14-15	Conference Finals begin (possible move up to May 12-13)
May 14-19	NBA Draft Combine 2019 (Chicago)
May 30	NBA Finals 2019 begin
June 10	NBA Draft Early Entry Entrant Withdrawal Deadline (5 p.m. ET)
June 16	The Finals 2019 latest possible date
June 20	NBA Draft 2019



OPPONENTS

ATLANTA HAWKS



Principal Owner & Chair of Board of Directors/NBA Governor Tony Ressler

Vice Chair of the Board of Directors Grant Hill

General Manager and Head of Basketball Operations Travis Schlenk

Head Coach Lloyd Pierce

Assistant Coaches Melvin Hunt, Chris Jent, Greg Foster, Marlon Garnett, Matt Hill

Athletic Trainer Scottie Parker

Address 101 Marietta St., Suite 1900, Atlanta, Ga., 30303

Home Court State Farm Arena (16,600) - 1999

Team Colors Red, Gray and Green

Television FOX Sports Southeast: Bob Rathbun, Dominique Wilkins, Andre Aldridge, Rebecca Kaple

Radio 92.9 The Game: Steve Holman

ATLANTA PR STAFF

Senior Vice President of Public Relations Garin Narain (garin.narain@hawks.com)

Senior Director of Media Relations Jon Steinberg (jon.steinberg@hawks.com)

Manager of Media Relations Jelani Downing (jelani.downing@hawks.com)

Phone 404-878-3800

Fax 404-878-3590

DALLAS VS. ATLANTA 2017-2018

PLAYER	GP-GS	MIN	FGM-FGA	FG%	3FG-FGA	FG%	FTM-FTA	FT%	OFF	DEF	TOT/AVG	AST	PF-DQ	STL	TO	BLK	PTS/AVG
Barnes, H	2-2	72:34	13-34	0.382	0-11	0.000	10-13	0.769	1	10	11/5.5	6	2-0	1	2	0	36/18.0
Noel, N	1-0	19:35	6-6	1.000	0-0	0.000	4-4	1.000	2	9	11/11.0	0	2-0	1	0	3	16/16.0
Nowitzki, D	2-2	51:29	11-25	0.440	5-12	0.417	1-2	0.500	2	10	12/6.0	4	4-0	0	1	1	28/14.0
Barea, J	2-0	47:24	10-18	0.556	5-10	0.500	3-3	1.000	0	5	5/2.5	17	1-0	3	2	0	28/14.0
Matthews, W	2-2	70:14	8-21	0.381	6-16	0.375	0-0	0.000	2	8	10/5.0	9	6-0	3	8	0	22/11.0
Smith Jr., D	2-2	52:07	8-20	0.400	1-7	0.143	5-7	0.714	2	2	4/2.0	13	3-0	1	3	0	22/11.0
Harris, D	2-0	34:01	7-16	0.438	3-9	0.333	3-3	1.000	0	1	1/0.5	4	2-0	1	3	0	20/10.0
Powell, D	2-0	35:59	7-8	0.875	2-3	0.667	2-2	1.000	2	2	4/2.0	2	4-0	2	3	2	18/9.0
Ferrell, Y	2-1	55:38	6-14	0.429	4-7	0.571	0-0	0.000	1	3	4/2.0	2	7-0	1	0	0	16/8.0
Kleber, M	1-1	19:27	3-5	0.600	0-1	0.000	2-2	1.000	2	0	2/2.0	0	0-0	0	1	1	8/8.0
Finney-Smith, D	1-0	10:53	1-3	0.333	0-2	0.000	0-0	0.000	1	2	3/3.0	0	2-0	0	2	0	2/2.0
Mejri, S	1-0	10:39	1-1	1.000	0-0	0.000	0-0	0.000	1	3	4/4.0	1	2-0	0	0	0	2/2.0
Collinsworth, K	1-0	0:01	0-0	0.000	0-0	0.000	0-0	0.000	0	0	0/0.0	0	1-0	0	0	0	0/0.0
MAVERICKS	2-10	480:00	81-171	0.474	26-78	0.333	30-36	0.833	16	55	85/42.5	58	36-0	13	27	7	218/109.0
HAWKS	2-10	480:00	90-169	0.533	19-42	0.452	30-37	0.811	20	68	97/48.5	49	37-0	16	28	8	229/114.5

ATLANTA VS. DALLAS 2017-2018

PLAYER	GP-GS	MIN	FGM-FGA	FG%	3FG-FGA	FG%	FTM-FTA	FT%	OFF	DEF	TOT/AVG	AST	PF-DQ	STL	TO	BLK	PTS/AVG
Schroder, D	2-2	70:16	26-49	0.531	5-11	0.455	4-5	0.800	0	5	5/2.5	14	2-0	3	4	0	61/30.5
Ilyasova, E	2-2	59:26	9-13	0.692	2-4	0.500	7-7	1.000	4	9	13/6.5	2	10-0	2	2	2	27/13.5
Collins, J	2-0	42:28	12-19	0.632	0-0	0.000	3-6	0.500	4	5	9/4.5	3	1-0	2	1	0	27/13.5
Belinelli, M	2-0	41:34	8-18	0.444	4-7	0.571	2-2	1.000	0	4	4/2.0	3	1-0	4	2	0	22/11.0
Prince, T	2-2	54:39	8-17	0.471	1-2	0.500	3-3	1.000	2	13	15/7.5	4	5-0	1	7	1	20/10.0
Bazemore, K	2-2	55:08	5-15	0.333	2-5	0.400	6-6	1.000	1	9	10/5.0	9	4-0	2	2	1	18/9.0
Dedmon, D	1-1	25:35	3-6	0.500	0-0	0.000	3-4	0.750	2	5	7/7.0	1	2-0	0	4	3	9/9.0
Cavanaugh, T	1-0	14:52	3-5	0.600	1-3	0.333	0-0	0.000	1	4	5/5.0	0	2-0	0	0	0	7/7.0
Delaney, M	2-0	38:50	4-9	0.444	2-5	0.400	2-2	1.000	0	4	4/2.0	5	3-0	0	2	0	12/6.0
Plumlee, M	1-1	20:47	3-3	1.000	0-0	0.000	0-0	0.000	3	1	4/4.0	1	2-0	0	1	0	6/6.0
Bembry, D	1-0	17:45	3-6	0.500	0-1	0.000	0-0	0.000	1	5	6/6.0	1	0-0	2	2	1	6/6.0
Babbitt, L	1-0	8:55	2-3	0.667	1-2	0.500	0-0	0.000	1	0	1/1.0	0	0-0	0	0	0	5/5.0
Muscala, M	1-0	13:32	2-3	0.667	0-1	0.000	0-0	0.000	1	3	4/4.0	2	2-0	0	0	0	4/4.0
Magette, J	1-0	4:14	1-1	1.000	1-1	1.000	0-0	0.000	0	1	1/1.0	1	2-0	0	0	0	3/3.0
Taylor, I	1-0	11:59	1-2	0.500	0-0	0.000	0-2	0.000	0	0	0/0.0	3	1-0	0	1	0	2/2.0
HAWKS	2-10	480:00	90-169	0.533	19-42	0.452	30-37	0.811	20	68	97/48.5	49	37-0	16	28	8	229/114.5
MAVERICKS	2-10	480:00	81-171	0.474	26-78	0.333	30-36	0.833	16	55	85/42.5	58	36-0	13	27	7	218/109.0

2018-19 vs Mavericks

Oct. 24 at Atlanta

Dec. 12 at Dallas

2017-18 Season

24-58 (.293)

Fifth in Southeast

Playoffs

Did not qualify



Date	Site	W/L	Score	Date	Site	W/L	Score	Date	Site	W/L	Score	Date	Site	W/L	Score
12/6/80	ATL	L	104-110	11/14/92	DAL	W	113-105	12/22/04	ATL	L	100-113	10/18/17	DAL	L	111-117
2/6/81	DAL	L	98-100	3/23/93	ATL	L	107-125	11/17/05	DAL	W	87-78	12/23/17	ATL	L	107-112
1/26/82	ATL	W	90-88	1/14/94	ATL	L	96-113	3/25/06	ATL	W	98-83				
3/27/82	DAL	L	85-96	1/31/94	DAL	L	85-90	2/26/07	DAL	W	110-87				
1/7/83	ATL	L	102-110	2/17/95	DAL	L	90-110	3/25/07	ATL	W	104-97				
2/19/83	DAL	W	122-100	2/23/95	ATL	L	92-110	11/2/07	ATL	L	94-101				
12/27/83	ATL	L	109-112	11/11/95	DAL	L	100-113	12/29/07	DAL	W	97-84				
3/21/84	DAL	W	102-101	12/1/96	ATL	W	106-98	12/6/08	DAL	W	100-98				
11/8/84	DAL	W	112-105*	12/17/97	DAL	L	73-109	3/19/09	ATL	L	87-95				
2/5/85	N.O.	W	112-103	3/21/97	ATL	L	72-93	12/5/09	DAL	L	75-80				
12/19/85	ATL	W	120-108	12/2/97	DAL	L	79-112	2/26/10	ATL	W	111-103				
3/21/86	DAL	L	103-107	1/14/98	ATL	L	82-108	11/20/10	ATL	W	98-93				
3/13/87	DAL	L	105-113	2/23/99	DAL	W	89-85	1/29/11	DAL	W	102-91				
3/26/87	ATL	L	112-120	1/8/00	DAL	W	95-85	4/26/12	ATL	L	89-106				
1/16/88	DAL	L	98-101	3/19/00	ATL	W	89-85	2/11/13	DAL	L	101-105				
3/29/88	ATL	L	106-120	2/5/01	ATL	W	91-81	3/18/13	ATL	W	127-113				
11/25/88	DAL	W	100-95	4/4/01	DAL	W	108-94	10/30/13	DAL	W	118-109				
2/27/89	ATL	L	83-105	12/29/01	DAL	W	113-97	11/29/13	ATL	L	87-88				
12/27/89	DAL	W	114-101	1/15/02	ATL	W	116-107	12/22/14	DAL	L	102-105				
3/19/90	ATL	W	117-110	1/8/03	ATL	W	117-99	2/25/15	ATL	L	87-104				
e2/23/91	ATL	L	107-122	2/18/03	DAL	W	105-79	12/9/15	DAL	L	95-98				
3/15/91	DAL	L	117-127	2/9/04	ATL	L	96-102	2/1/16	ATL	L	97-112				
12/3/91	DAL	L	99-103	3/17/04	DAL	L	110-111	1/7/17	DAL	L	82-97				
1/9/92	ATL	L	108-124	12/18/04	DAL	W	90-68	3/1/17	ATL	L	95-100				

* overtime

SERIES INFORMATION & NOTES

Overall Series Atlanta leads 42-32

Games in Dallas Atlanta leads 19-18

American Airlines Center Dallas leads 10-7

Reunion Arena Atlanta 12-8

Games in Atlanta Atlanta leads 23-14

Current Series Streak Atlanta won last nine

in Dallas Atlanta won last four

in Atlanta Atlanta won last five

DALLAS

Last Home Win 118-109 (10/30/13)

Last Road Win 127-113 (3/18/13)

Largest Margin of Victory 26 (105-79, 2/18/03)

High Point Total 127 (3/18/13)

Low Point Total 72 (3/21/97)

ATLANTA

Last Home Win 112-107 (12/23/17)

Last Road Win 117-111 (10/18/17)

Largest Margin of Victory 36 (109-73, 12/17/96)

High Point Total 127 (3/15/91)

Low Point Total 68 (12/18/04)

Series scoring record vs Atlanta

Dirk Nowitzki (40 on 1/15/02)

Series scoring record vs Dallas

Jason Terry (46 on 1/15/02)

Atlanta has taken the last nine meetings...Dennis Smith Jr. tallied 16 points and 10 assists in Dallas' 2017-18 season opener against Atlanta on 10/18/17, becoming the youngest player in NBA history (19 years, 327 days) to record a point-assist double-double in his NBA debut...Don Nelson earned his 1,000th victory on 12/29/01, joining former Hawks coach Lenny Wilkens and Pat Riley as the only coaches in the 1,000-win club...on 1/15/02, Jason Terry tallied a career-high 46 points for the Hawks in a loss to the Mavericks.



BOSTON CELTICS



Managing Partner, Governor & CEO Wyc Grousbeck

President of Basketball Operations Danny Ainge

Head Coach Brad Stevens

Assistant Coaches Jay Larranaga, Walter McCarty, Micah Shrewsberry, Jamie Young

Athletic Trainer Ed Lacerte

Address 226 Causeway Street, 4th Floor, Boston, Mass., 02114

Home Court TD Garden (18,624) - 1995

Team Colors Green, Gold, Black, Brown, Beige and White

Television NBA Sports Boston: Mike Gorman, Tom Heinsohn, Brian Scalabrine, Abby Chin

Radio CBS Radio Boston: Sean Grande, Cedric Maxwell

BOSTON PR STAFF

Vice President of Media Services/Alumni Relations Jeff Twiss (jtwiss@celtics.com)

Senior Director of Public Relations Heather Walker (hwalker@celtics.com)

Media Services Manager Brian Olive (bolive@celtics.com)

Assistant Communications Manager Brandon Chinn (bchinn@celtics.com)

Phone 617-854-8000

Fax 617-523-5949

DALLAS VS. BOSTON 2017-2018

PLAYER	GP-GS	MIN	FGM-FGA	FG%	3FG-FGA	FG%	FTM-FTA	FT%	OFF	DEF	TOT/AVG	AST	PF-DQ	STL	TO	BLK	PTS/AVG
Barnes, H	2-2	73:42	18-36	0.500	1-6	0.167	13-14	0.929	1	12	13/6.5	5	0-0	0	2	1	50/25.0
Nowitzki, D	2-2	60:15	13-27	0.481	2-8	0.250	2-2	1.000	0	18	18/9.0	2	2-0	1	1	1	30/15.0
Barea, J	2-0	51:58	9-22	0.409	4-12	0.333	3-5	0.600	0	8	8/4.0	10	1-0	0	5	0	25/12.5
Matthews, W	2-2	73:37	9-21	0.429	5-15	0.333	2-3	0.667	0	7	7/3.5	4	7-0	5	4	0	25/12.5
Smith Jr., D	2-2	51:15	8-32	0.250	1-8	0.125	3-4	0.750	3	8	11/5.5	5	3-0	3	1	1	20/10.0
Ferrell, Y	2-0	71:35	5-15	0.333	2-7	0.286	2-2	1.000	0	9	9/4.5	5	5-0	2	2	0	14/7.0
Kleber, M	2-2	43:40	5-9	0.556	1-3	0.333	2-3	0.667	3	6	9/4.5	1	3-0	1	1	5	13/6.5
Powell, D	2-0	36:51	4-9	0.444	0-0	0.000	0-0	0.000	6	5	11/5.5	0	4-0	0	1	0	8/4.0
Harris, D	2-0	31:42	1-9	0.111	0-2	0.000	2-2	1.000	0	0	0/0.0	4	6-0	2	2	0	4/2.0
Mejri, S	2-0	10:21	1-2	0.500	0-0	0.000	1-2	0.500	1	3	4/2.0	1	3-0	0	1	0	3/1.5
Cleveland, A	1-0	00:04	0-0	0.000	0-0	0.000	0-0	0.000	0	0	0/0.0	0	0-0	0	0	0	0/0.0
Noel, N	1-0	00:00	0-0	0.000	0-0	0.000	0-0	0.000	0	0	0/0.0	0	0-0	0	0	0	0/0.0
MAVERICKS	2-10	505:00	73-182	0.401	16-61	0.262	30-37	0.811	14	76	102/51.0	37	34-0	14	22	8	192/96.0
CELTICS	2-10	505:00	74-171	0.433	25-70	0.357	34-43	0.791	14	92	120/60.0	49	39-0	16	29	12	207/103.5

BOSTON VS. DALLAS 2017-2018

PLAYER	GP-GS	MIN	FGM-FGA	FG%	3FG-FGA	FG%	FTM-FTA	FT%	OFF	DEF	TOT/AVG	AST	PF-DQ	STL	TO	BLK	PTS/AVG
Irving, K	2-2	70:51	26-40	0.650	6-13	0.462	12-13	0.923	2	3	5/2.5	11	5-0	1	7	2	70/35.0
Brown, J	1-1	37:06	8-13	0.615	3-6	0.500	3-6	0.500	0	9	9/9.0	0	2-0	1	3	0	22/22.0
Tatum, J	2-2	70:38	11-22	0.500	2-5	0.400	8-10	0.800	1	18	19/9.5	1	5-0	2	1	1	32/16.0
Horford, A	2-2	71:21	8-22	0.364	4-6	0.667	0-0	0.000	3	13	16/8.0	15	1-0	3	3	5	20/10.0
Morris, M	1-1	26:11	3-11	0.273	1-4	0.250	1-1	1.000	1	8	9/9.0	2	3-0	1	1	1	8/8.0
Rozier, T	2-0	41:26	4-13	0.308	2-9	0.222	5-7	0.714	0	11	11/5.5	1	3-0	0	2	0	15/7.5
Smart, M	2-1	68:39	4-20	0.200	2-12	0.167	4-4	1.000	1	3	4/2.0	12	6-0	2	7	0	14/7.0
Larkin, S	2-0	17:40	4-9	0.444	3-6	0.500	0-0	0.000	0	2	2/1.0	2	2-0	2	0	0	11/5.5
Theis, D	2-0	23:40	3-6	0.500	0-1	0.000	1-2	0.500	3	11	14/7.0	2	3-0	2	3	1	7/3.5
Yabusele, G	1-0	6:35	1-3	0.333	1-2	0.500	0-0	0.000	1	1	2/2.0	3	0-0	0	0	0	3/3.0
Nader, A	2-0	10:47	1-4	0.250	1-3	0.333	0-0	0.000	0	0	0/0.0	0	1-0	1	1	1	3/1.5
Boynes, A	2-1	23:32	1-5	0.200	0-0	0.000	0-0	0.000	1	8	9/4.5	0	5-0	1	0	1	2/1.0
Ojeleye, S	2-0	36:34	0-3	0.000	0-3	0.000	0-0	0.000	1	5	6/3.0	0	3-0	0	0	0	0/0.0
CELTICS	2-10	505:00	74-171	0.433	25-70	0.357	34-43	0.791	14	92	120/60.0	49	39-0	16	29	12	207/103.5
MAVERICKS	2-10	505:00	73-182	0.401	16-61	0.262	30-37	0.811	14	76	102/51.0	37	34-0	14	22	8	192/96.0

2018-19 vs Mavericks

Nov. 24 at Dallas

Jan. 4 at Boston

2017-18 Season

55-27 (.671)

Second in Atlantic

Playoffs

Defeated Milwaukee, 4-3

Defeated Philadelphia, 4-1

Lost to Cleveland, 4-3



Date	Site	W/L	Score	Date	Site	W/L	Score	Date	Site	W/L	Score
12/5/80	BOS	L	87-97	3/26/93	BOS	L	97-106	1/9/06	BOS	W	104-102
3/3/81	DAL	L	105-117	1/19/94	DAL	L	84-89	3/16/07	DAL	W	106-101
12/16/81	BOS	L	92-109	1/24/94	BOS	L	102-110	3/23/07	BOS	W	109-95
3/2/82	DAL	L	97-101	12/15/94	DAL	W	122-113	1/31/08	BOS	L	90-96
11/12/82	BOS	L	110-118	4/2/95	BOS	L	87-94	3/20/08	DAL	L	90-94
1/8/83	DAL	L	110-114	1/7/96	BOS	W	117-96	1/25/09	BOS	L	100-124
12/30/83	DAL	L	109-114*	1/19/96	DAL	W	129-124	2/12/09	DAL	L	92-99
3/28/84	BOS	L	107-114	11/24/96	BOS	L	91-105	1/18/10	BOS	W	99-90
11/27/84	DAL	L	99-114	3/13/97	DAL	W	109-107	3/20/10	DAL	L	93-102
3/8/85	BOS	L	122-133	2/4/98	BOS	L	99-110	11/8/10	DAL	W	89-87
12/18/85	BOS	L	117-137	3/17/98	DAL	W	99-93	2/4/11	BOS	W	101-97
3/10/86	DAL	W	116-115	1998-1999	-	DID NOT PLAY	-	1/11/12	BOS	W	90-85
1/14/87	BOS	L	108-117	2/28/00	BOS	W	108-100	2/20/12	DAL	W	89-73
2/18/87	DAL	L	96-113	3/18/00	DAL	L	99-104	12/12/12	BOS	L	115-117**
2/12/88	DAL	L	104-105	12/18/00	BOS	W	106-98	3/22/13	DAL	W	104-94
4/3/88	BOS	L	101-110	2/22/01	DAL	W	98-91	2/9/14	BOS	W	102-91
12/29/88	DAL	W	131-115	2/21/02	DAL	W	98-92	3/17/14	DAL	W	94-89
3/3/89	BOS	L	106-107	3/29/02	BOS	W	108-82	11/3/14	DAL	W	118-113
2/28/90	BOS	L	96-111	11/15/02	BOS	W	97-86	1/2/15	BOS	W	119-101
3/14/90	DAL	W	113-102	1/10/03	DAL	W	103-78	11/18/15	BOS	W	106-102
12/7/90	DAL	L	104-112	12/17/03	BOS	L	103-105	1/18/16	DAL	W	118-113*
1/6/91	BOS	L	110-127	3/19/04	DAL	W	120-104	11/16/16	BOS	L	83-90
2/12/92	DAL	W	108-100	12/28/04	DAL	W	113-94	2/13/17	DAL	L	98-111
3/1/92	BOS	L	91-101	3/30/05	BOS	W	112-100	11/20/17	DAL	L	102-110*
2/12/93	DAL	L	100-109	12/10/05	DAL	W	103-94	12/6/17	BOS	L	90-97

* overtime

SERIES INFORMATION & NOTES

Overall Series Boston leads 39-35

Games in Dallas Dallas leads 21-16

American Airlines Center Dallas leads 12-5

Reunion Arena Boston 11-9

Games in Boston Boston leads 23-14

Current Series Streak Boston won last four

in Dallas Boston won last two

in Boston Boston won last two

DALLAS

Last Home Win 118-113 (OT) (1/18/16)

Last Road Win 106-102 (11/18/15)

Largest Margin of Victory 26 (108-82, 3/29/02)

High Point Total 131 (12/29/88)

Low Point Total 83 (11/16/16)

BOSTON

Last Home Win 97-90 (12/6/17)

Last Road Win 110-102 (OT) (11/20/17)

Largest Margin of Victory 24 (124-100, 1/25/09)

High Point Total 137 (12/18/85)

Low Point Total 73 (2/20/12)

Series scoring record vs Boston

Jim Jackson (40 on 12/15/94)

Series scoring record vs Dallas

Larry Bird (50 on 3/10/86)

The Celtics have taken the last four meetings with the Mavericks, after Dallas won the previous seven...on 2/20/12, Dirk Nowitzki passed former Celtic Robert Parish (23,334) for 20th place on the NBA's all-time scoring list...Nowitzki also recorded his 1,000th career block on 2/20/12, becoming the thrid player in NBA history with at least 1,000 3-pointers and 1,000 blocks (Clifford Robinson, Rasheed Wallace)... Jason Kidd passed Michael Jordan (2,514) for second place on the NBA's all-time steals list against Boston on 2/20/12 with his first steal of the game (2,515th career) at the 5:59 mark of the second quarter...the Mavericks held the Celtics to an all-time series low 73 points on 2/20/12...Boston won its first game in the AAC on 3/30/08...before a Dallas win on 1/7/96, the Celtics had claimed 15 straight victories over the Mavericks in Boston...Boston began the series winning 11 consecutive games until the Mavericks broke the streak on 3/10/86...Jason Terry scored his 15,000th career point at Boston on 2/4/11...Terry connected on a career-high seven 3-pointers in a 104-102 Dallas win on 1/9/06...Brad Davis made 11 straight field goals vs. Boston on 3/3/81...with 50 points, Larry Bird owns the record for most points in a game at Reunion Arena set on 3/10/86...on 2/21/02, Dirk Nowitzki notched his first-ever 20-point, 20-rebound game with a career-high 23 rebounds to go along with 33 points.



BROOKLYN NETS



Principal Owner Mikhail Prokhorov

CEO Brett D. Yormark

General Manager Sean Marks

Head Coach Kenny Atkinson

Assistant Coaches Jacque Vaughn, Chris Fleming, Bret Brielmaier, Pablo Prigioni, Jordan Ott

Athletic Trainer Sebastien Poirier

Address 168, 39th St., 7th Floor, Brooklyn, N.Y., 11232

Home Court Barclays Center (17,732) - 2012

Team Colors Black and White

Television YES Network: Ian Eagle, Ryan Ruocco, Sarah Kustok, Jim Spanarkel, Michael Grady

Radio WFAN (660 AM/101.9 FM): Chris Carrino, Tim Capstraw

BROOKLYN PR STAFF

Senior Director of Public Relations Aaron Harris (aharris@brooklynets.com)

Senior Manager of Public Relations Eli Pearlstein (epearlstein@brooklynets.com)

Senior Manager of Public Relations Mitch Heckart (mheckart@brooklynets.com)

Public Relations Coordinator Megan Walsh (mwalsh@brooklynets.com)

Phone 718-933-3000

Fax 201-935-1088

DALLAS VS. BROOKLYN 2017-2018

PLAYER	GP-GS	MIN	FGM-FGA	FG%	3FG-FGA	FG%	FTM-FTA	FT%	OFF	DEF	TOT/AVG	AST	PF-DQ	STL	TO	BLK	PTS/AVG
Barnes, H	1-1	36:20	5-10	0.500	0-1	0.000	7-8	0.875	0	8	8/8.0	6	1-0	2	1	0	17/17.0
Powell, D	2-1	49:18	13-18	0.722	3-4	0.750	3-4	0.750	3	9	12/4.5	5	5-0	2	4	1	32/16.0
Jones, J	1-0	29:26	6-15	0.400	2-3	0.667	2-3	0.667	6	1	7/7.0	1	5-0	1	0	0	16/16.0
Smith Jr., D	2-2	48:21	12-28	0.429	2-6	0.333	5-5	1.000	0	4	4/2.0	8	3-0	1	2	2	31/15.5
Kleber, M	2-1	43:09	9-15	0.600	4-7	0.571	2-2	1.000	3	5	8/4.0	1	7-0	1	1	2	24/12.0
Nowitzki, D	2-2	53:33	8-19	0.421	4-6	0.667	3-3	1.000	0	14	14/7.0	3	4-0	1	2	0	23/11.5
Harris, D	1-0	22:56	5-8	0.625	1-2	0.500	0-1	0.000	0	2	2/2.0	3	6-1	2	2	0	11/11.0
Ferrell, Y	2-0	53:50	7-23	0.304	2-8	0.250	4-4	1.000	3	7	10/5.0	13	3-0	0	1	1	20/10.0
Barea, J	1-0	21:49	4-12	0.333	1-6	0.167	0-0	0.000	0	3	3/3.0	6	2-0	0	2	0	9/9.0
Matthews, W	1-1	36:05	3-8	0.375	2-5	0.400	0-0	0.000	0	3	3/3.0	2	2-0	0	1	0	8/8.0
Motley, J	1-0	19:10	4-5	0.800	0-0	0.000	0-1	0.000	1	5	6/6.0	1	1-0	0	2	0	8/8.0
McDermott, D	1-1	41:57	3-9	0.333	0-1	0.000	0-0	0.000	0	5	5/5.0	0	2-0	0	0	0	6/6.0
Collinsworth, K	1-1	17:26	1-6	0.167	0-0	0.000	2-2	1.000	4	3	7/7.0	1	2-0	0	3	0	4/4.0
Meyri, S	1-0	06:40	0-0	0.000	0-0	0.000	1-2	0.500	0	0	0/0.0	1	1-0	0	0	0	1/1.0
MAVERICKS	2-10	480:00	80-176	0.455	21-49	0.429	29-35	0.829	20	69	97/48.5	51	44-1	10	21	6	210/105.0
NETS	2-10	480:00	85-174	0.489	25-65	0.385	28-44	0.636	24	71	110/55.0	50	35-0	9	24	7	223/111.5

BROOKLYN VS. DALLAS 2017-2018

PLAYER	GP-GS	MIN	FGM-FGA	FG%	3FG-FGA	FG%	FTM-FTA	FT%	OFF	DEF	TOT/AVG	AST	PF-DQ	STL	TO	BLK	PTS/AVG
Hollis-Jefferson	1-1	31:52	9-16	0.563	0-1	0.000	5-6	0.833	2	3	5/5.0	4	3-0	1	1	0	23/23.0
Russell, D	1-1	28:40	9-17	0.529	4-9	0.444	0-1	0.000	0	4	4/4.0	6	2-0	0	3	0	22/22.0
Carroll, D	2-2	69:32	14-26	0.538	8-15	0.533	5-6	0.833	6	13	19/9.5	4	2-0	1	3	0	41/20.5
Booker, T	1-1	28:13	8-13	0.615	0-1	0.000	0-2	0.000	3	7	10/10.0	2	3-0	0	3	0	16/16.0
Dinwiddie, S	2-1	63:57	10-22	0.455	4-10	0.400	7-10	0.700	3	5	8/4.0	10	8-0	1	3	2	31/15.5
LeVert, C	2-0	55:10	10-24	0.417	2-5	0.400	2-5	0.400	3	7	10/5.0	8	4-0	1	0	0	24/12.0
Harris, J	2-2	62:26	8-17	0.471	2-10	0.200	4-5	0.800	0	7	7/3.5	3	4-0	0	1	0	22/11.0
Zeller, T	1-1	21:31	4-6	0.667	0-0	0.000	1-3	0.333	2	5	7/7.0	4	2-0	2	3	0	9/9.0
Allen, J	2-1	44:23	5-9	0.556	0-0	0.000	3-4	0.750	4	8	12/6.0	1	1-0	2	1	4	13/6.5
Acy, Q	2-0	39:16	4-11	0.364	4-10	0.400	1-2	0.500	0	7	7/3.5	4	2-0	1	1	1	13/6.5
Whitehead, I	1-0	11:37	3-7	0.429	0-1	0.000	0-0	0.000	1	0	1/1.0	2	2-0	0	2	0	6/6.0
Kilpatrick, S	1-0	17:03	1-6	0.167	1-3	0.333	0-0	0.000	0	3	3/3.0	2	2-0	0	2	0	3/3.0
Okafor, J	1-0	6:20	0-0	0.000	0-0	0.000	0-0	0.000	0	2	2/2.0	0	0-0	0	1	0	0/0.0
NETS	2-10	480:00	85-174	0.489	25-65	0.385	28-44	0.636	24	71	110/55.0	50	35-0	9	24	7	223/111.5
MAVERICKS	2-10	480:00	80-176	0.455	21-49	0.429	29-35	0.829	20	69	97/48.5	51	44-1	10	21	6	210/105.0

2018-19 vs Mavericks

Nov. 21 at Dallas

Mar. 4 at Brooklyn

2017-18 Season

28-54 (.341)

Fifth in Atlantic

Playoffs

Did not qualify



Date	Site	W/L	Score	Date	Site	W/L	Score	Date	Site	W/L	Score
1/27/81	DAL	L	100-112	2/1/93	DAL	L	96-115	1/14/06	DAL	W	110-77
2/22/81	NJ	W	132-109	3/21/93	NJ	L	84-106	3/19/06	NJ	L	89-100
11/28/81	DAL	W	111-107	11/9/93	DAL	L	80-86	12/5/06	NJ	W	92-75
2/14/82	NJ	W	111-109	2/27/94	NJ	L	90-117	3/6/07	DAL	W	102-89
1/1/83	NJ	L	105-111	11/5/94	DAL	W	112-103	2/10/08	NJ	L	82-101
1/28/83	DAL	L	110-115	2/24/95	NJ	L	104-114	3/8/08	DAL	W	111-91
11/17/83	DAL	W	115-113	1/5/96	NJ	L	99-107	12/19/08	NJ	L	97-121
12/22/83	NJ	L	98-101	3/5/96	DAL	W	127-117	2/18/09	DAL	W	113-98
1/26/85	DAL	L	93-103	11/23/96	NJ	L	91-114	12/2/09	NJ	W	117-101
3/10/85	NJ	W	126-113	1/25/97	DAL	W	92-81	3/10/10	DAL	W	96-87
11/15/85	DAL	W	110-98	2/10/98	NJ	L	81-90	12/9/10	DAL	W	102-89
2/17/86	NJ	W	126-124	3/14/98	DAL	L	93-108	1/22/11	NJ	W	87-86
11/28/86	DAL	W	119-94	3/17/99	NJ	L	87-88	2/28/12	DAL	L	92-93
3/24/87	NJ	W	119-107	1/23/00	NJ	L	95-98	3/1/13	BKN	W	98-90
12/16/87	NJ	W	109-105*	3/2/00	DAL	L	102-103	3/20/13	DAL	L	96-113
2/1/88	DAL	L	103-108	12/10/00	NJ	W	99-73	1/24/14	BKN	L	106-107
12/21/88	NJ	L	120-122*	3/13/01	DAL	W	122-98	3/23/14	DAL	L	104-107*
3/6/89	DAL	W	105-99	1/21/02	DAL	W	113-102	1/5/15	BKN	W	96-88*
12/20/89	NJ	W	84-78	2/6/02	NJ	W	112-100	2/28/15	DAL	L	94-104
1/29/90	DAL	W	108-88	11/16/02	NJ	W	96-88	12/23/15	BKN	W	119-118*
1/7/91	NJ	W	88-87	3/4/03	DAL	W	88-79	1/29/16	DAL	W	91-79
3/4/91	DAL	W	102-100	1/20/04	DAL	W	106-93	3/10/17	DAL	W	105-96
11/29/91	DAL	L	91-97	3/21/04	NJ	W	101-98	3/19/17	BKN	W	111-104
1/14/92	NJ	L	88-97	11/13/04	NJ	W	94-78	11/29/17	DAL	L	104-109
2/12/93	DAL	L	100-109	1/15/05	DAL	W	98-93	3/17/18	BKN	L	106-114

* overtime

SERIES INFORMATION & NOTES

- Overall Series** Dallas leads 43-31
- Games in Dallas** Dallas leads 23-14
- American Airlines Center** Dallas leads 12-5
- Reunion Arena** Dallas 11-9
- Games in New Jersey/Brooklyn** Dallas leads 20-17
- Games in New Jersey** Dallas 16-15
- Games in Brooklyn** Dallas leads 4-2
- Current Series Streak** Brooklyn won last two
- in Dallas** Brooklyn won last game
- in Brooklyn** Brooklyn won last game

DALLAS

- Last Home Win** 105-96 (3/10/17)
- Last Road Win** 111-104 (3/19/17)
- Largest Margin of Victory** 33 (110-77, 11/14/06)
- High Point Total** 132 (2/22/81)
- Low Point Total** 80 (11/9/93)

BROOKLYN

- Last Home Win** 114-106 (3/17/18)
- Last Road Win** 109-104 (11/29/17)
- Largest Margin of Victory** 27 (117-90, 2/27/94)
- High Point Total** 124 (2/17/86)
- Low Point Total** 73 (12/10/00)

Series scoring record vs Nets
Mark Aguirre (43 on 3/24/87)

Series scoring record vs Dallas
Devin Harris (41 on 12/19/08)

The Mavericks have won 25 of the last 35 meetings with the Nets, but Brooklyn swept the 2017-18 season series, 2-0...on 3/17/18 at Brooklyn, Dirk Nowitzki appeared in his 1,463rd career game, passing Kevin Garnett (1,462) for fifth place on the NBA's all-time games played list...in 2015-16, Nowitzki moved into sixth place on the NBA's all-time scoring list, passing Shaquille O'Neal, when he reached 28,597 career points in Dallas' 119-118 overtime win at Brooklyn on 12/23/15...the season prior, Nowitzki passed Moses Malone (27,409) for seventh place on the league's all-time scoring list with a dagger 3-pointer in the Mavericks' 96-88 overtime win at Brooklyn on 1/5/15 (it gave him 27,412 career points)...J.J. Barea scored a career-high 32 points in Dallas' win at Brooklyn on 12/23/15...Dallas won a string of 11 consecutive games from 12/10/00 to 3/19/06...George McCloud attempted an NBA record 20 3-pointers, connecting on seven, in the 127-117 Mavericks win on 3/5/96...the 49 total 3-point attempts by the Mavericks in the game were also a then NBA record...Rolando Blackman set two franchise free throw records, going 22-23 from the charity stripe in the Mavericks' 126-124 win on 2/17/86 in New Jersey.



CHARLOTTE HORNETS



Chairman Michael Jordan

Vice Chairman Curtis Polk

President of Basketball Operations & GM Mitch Kupchak

Head Coach James Borrego

Assistant Coaches Jay Triano, Chad Iske, Jay Hernandez, Ronald Nored, Dutch Gaitley, Nate Mitchell

Athletic Trainer Joe Sharpe

Address 333 E. Trade St., Charlotte, N.C., 28202

Home Court Spectrum Center (19,077) - 2005

Team Colors Purple, Teal, Black, Cool Gray and Light Blue

Television Fox Sports Southeast: Eric Collins, Dell Curry, Stephanie Ready

Radio WFNZ-AM - Chris Kroeger, Matt Carroll

CHARLOTTE PR STAFF

Vice President of Communications Mike Cristaldi (MCristaldi@hornets.com)

Communications Manager Brian Travis (BTravis@hornets.com)

Communications Coordinator Natalie Breneman (NBreneman@hornets.com)

Phone 704-688-8600

Fax 704-688-7864

DALLAS VS. CHARLOTTE 2017-2018

PLAYER	GP-GS	MIN	FGM-FGA	FG%	3FG-FGA	FG%	FTM-FTA	FT%	OFF	DEF	TOT/AVG	AST	PF-DQ	STL	TO	BLK	PTS/AVG
Barnes, H	2-2	70:41	15-33	0.455	8-16	0.500	5-6	0.833	3	15	18/9.0	4	3-0	0	1	1	43/21.5
Ferrell, Y	2-1	60:27	14-20	0.700	8-14	0.571	2-4	0.500	0	6	6/3.0	3	5-0	3	2	1	38/19.0
Smith Jr., D	2-2	64:10	12-30	0.400	2-11	0.182	10-12	0.833	2	6	8/4.0	12	3-0	0	3	2	36/18.0
McDermott, D	1-0	24:46	4-8	0.500	3-5	0.600	3-3	1.000	0	1	1/1.0	0	4-0	1	0	0	14/14.0
Nowitzki, D	2-2	45:07	10-25	0.400	3-12	0.250	0-0	0.000	0	12	12/6.0	3	4-0	2	1	2	23/11.5
Barea, J	2-0	44:41	8-19	0.421	3-8	0.375	3-5	0.600	0	8	8/4.0	10	2-0	1	5	0	22/11.0
Noel, N	1-0	26:46	5-8	0.625	0-0	0.000	0-0	0.000	1	11	12/12.0	2	3-0	4	1	1	10/10.0
Harris, D	1-0	19:45	2-6	0.333	0-1	0.000	5-7	0.714	0	0	0/0.0	1	1-0	0	0	0	9/9.0
Matthews, W	1-1	36:33	2-8	0.250	0-3	0.000	0-0	0.000	0	4	4/4.0	3	0-0	1	0	1	4/4.0
Powell, D	2-1	30:30	0-3	0.000	0-2	0.000	7-8	0.875	1	9	10/5.0	3	6-0	0	3	3	7/3.5
Kleber, M	2-0	15:05	2-9	0.222	0-3	0.000	0-0	0.000	0	2	2/1.0	1	6-0	2	2	0	4/2.0
Mejri, S	1-0	13:55	1-1	1.000	0-0	0.000	0-0	0.000	1	5	6/6.0	2	6-1	1	2	2	2/2.0
Finney-Smith, D	1-1	27:34	0-4	0.000	0-2	0.000	1-2	0.500	0	4	4/4.0	1	1-0	2	0	0	1/1.0
MAVERICKS	2-10	480:00	75-174	0.431	27-77	0.351	36-47	0.766	8	83	104/52.0	45	44-1	17	20	13	213/106.5
HORNETS	2-10	480:00	78-176	0.443	22-51	0.431	35-59	0.593	17	88	128/64.0	37	36-0	16	24	9	213/106.5

CHARLOTTE VS. DALLAS 2017-2018

PLAYER	GP-GS	MIN	FGM-FGA	FG%	3FG-FGA	FG%	FTM-FTA	FT%	OFF	DEF	TOT/AVG	AST	PF-DQ	STL	TO	BLK	PTS/AVG
Walker, K	2-2	71:20	25-45	0.556	7-17	0.412	8-8	1.000	0	5	5/2.5	6	5-0	6	6	2	65/32.5
Howard, D	2-2	68:45	11-17	0.647	0-1	0.000	11-30	0.367	4	31	35/17.5	4	3-0	1	4	5	33/16.5
Lamb, J	2-1	53:16	9-22	0.409	3-9	0.333	5-8	0.625	1	6	7/3.5	5	6-0	2	3	0	26/13.0
Kaminsky, F	2-0	42:19	7-17	0.412	3-5	0.600	2-2	1.000	1	5	6/3.0	6	1-0	0	2	0	19/9.5
Bacon, D	1-0	27:24	3-9	0.333	0-0	0.000	3-3	1.000	0	4	4/4.0	2	2-0	2	1	0	9/9.0
Monk, M	2-0	26:45	6-16	0.375	5-9	0.556	0-0	0.000	0	1	1/0.5	3	0-0	2	1	0	17/8.5
Williams, M	2-2	52:29	5-8	0.625	2-4	0.500	2-2	1.000	3	12	15/7.5	4	4-0	1	2	0	14/7.0
Kidd-Gilchrist	2-2	48:05	6-18	0.333	0-0	0.000	1-2	0.500	2	7	9/4.5	2	5-0	0	2	1	13/6.5
Batum, N	1-1	31:43	2-9	0.222	0-2	0.000	0-0	0.000	1	6	7/7.0	1	0-0	0	1	0	4/4.0
Graham, T	2-0	30:22	3-7	0.429	2-3	0.667	0-0	0.000	2	4	6/3.0	1	3-0	1	1	0	8/4.0
Hernangomez	1-0	14:33	0-4	0.000	0-0	0.000	3-4	0.750	3	4	7/7.0	1	2-0	1	1	1	3/3.0
Carter-Williams	1-0	10:52	1-3	0.333	0-0	0.000	0-0	0.000	0	2	2/2.0	2	4-0	0	0	0	2/2.0
O'Bryant III, J	1-0	2:07	0-1	0.000	0-1	0.000	0-0	0.000	0	1	1/1.0	0	1-0	0	0	0	0/0.0
HORNETS	2-10	480:00	78-176	0.443	22-51	0.431	35-59	0.593	17	88	128/64.0	37	36-0	16	24	9	213/106.5
MAVERICKS	2-10	480:00	75-174	0.431	27-77	0.351	36-47	0.766	8	83	104/52.0	45	44-1	17	20	13	213/106.5

2018-19 vs Mavericks

Jan. 2 at Charlotte

Feb. 6 at Dallas

2017-18 Season

36-46 (.439)

Third in Southeast

Playoffs

Did not qualify



Date	Site	W/L	Score	Date	Site	W/L	Score	Date	Site	W/L	Score
11/17/88	DAL	W	105-93	2/3/00	DAL	W	106-96	11/17/14	CHA	W	107-80
12/16/88	CHA	W	107-88	1/17/01	CHA	W	91-90	2/22/15	DAL	W	92-81
11/29/89	DAL	W	102-83	3/24/01	DAL	W	103-100	11/5/15	DAL	L	94-108
12/19/89	CHA	L	97-102	11/6/01	DAL	W	110-92	3/14/16	CHA	W	107-96
4/19/90	CHA	W	111-102	11/21/01	CHA	W	89-78	12/1/16	CHA	L	87-97
4/22/90	DAL	W	118-107	1/21/05	CHA	W	105-99	12/5/16	DAL	L	101-109
1/19/91	DAL	W	110-95	3/19/05	DAL	W	104-93	1/10/18	CHA	W	115-111
2/12/91	CHA	L	92-100	11/1//05	CHA	W	98-88	3/24/18	DAL	L	98-102
12/11/91	CHA	W	106-103	3/3/06	DAL	W	90-76				
3/11/92	DAL	L	105-120	11/20/06	CHA	W	93-85				
11/17/92	CHA	L	111-134	12/26/06	CHA	W	97-84				
1/11/93	DAL	L	113-132	1/23/08	CHA	W	102-95				
2/24/94	CHA	W	115-110	3/12/08	DAL	W	118-93				
4/1/94	DAL	L	104-106	11/18/08	CHA	W	100-83				
12/10/94	DAL	W	99-86	12/11/08	DAL	W	95-90				
3/30/95	CHA	W	125-107	12/12/09	DAL	W	98-97*				
1/13/96	DAL	L	83-103	3/1/10	CHA	W	89-84				
3/7/96	CHA	L	105-119	10/27/10	DAL	W	101-86				
1/2/97	CHA	L	97-107	2/5/11	CHA	W	101-92				
2/25/97	DAL	W	86-84	3/15/12	DAL	W	101-96				
11/5/97	CHA	L	103-110	11/3/12	DAL	W	126-99				
1/24/98	DAL	L	92-94	11/10/12	CHA	L	97-101*				
1998-1999	- DID NOT PLAY -			12/3/13	DAL	W	89-82				
11/17/99	CHA	L	99-104	2/11/14	CHA	L	89-114				

* overtime

SERIES INFORMATION & NOTES

Overall Series Dallas leads 37-18

Games in Dallas Dallas leads 20-8

American Airlines Center Dallas leads 12-3

Reunion Arena Dallas 8-5

Games in Charlotte Dallas leads 17-10

Current Series Streak Charlotte won last game

in Dallas Charlotte won last three

in Charlotte Dallas won last game

DALLAS

Last Home Win 92-81 (2/22/15)

Last Road Win 115-111 (1/10/18)

Largest Margin of Victory 27 (126-99, 11/3/12; 107-80, 11/17/14)

High Point Total 126 (11/3/12)

Low Point Total 83 (1/13/96)

CHARLOTTE

Last Home Win 97-87 (12/1/16)

Last Road Win 102-98 (3/24/18)

Largest Margin of Victory 25 (114-89, 2/11/14)

High Point Total 134 (11/17/92)

Low Point Total 76 (3/3/06)

Series scoring record vs Charlotte

Jamal Mashburn (37 on 2/24/94)

Series scoring record vs Dallas

Kemba Walker (41 on 1/10/18)

The Hornets have taken three of the last four meetings...Kemba Walker scored a series-best 41 points in a losing effort against Dallas on 1/10/18... Dallas won 21 straight against Charlotte from 2/3/00-11/3/12 (Charlotte was held to 100 points or less in all 21 games)...Dallas scored a series-high 126 points in a 126-99 win over Charlotte on 11/3/12...the 27-point margin of victory (107-80) by the Mavericks on 11/17/14 was tied for the largest in the all-time series...Jason Kidd dished out 18 assists against Charlotte on opening night of the 2010-11 season (10/27/10), which set a franchise record for the most assists in a season opener...Dallas held the Charlotte to a series-low 76 points on 3/3/06.



CHICAGO BULLS



Chairman Jerry Reinsdorf

Executive Vice President of Basketball Operations John Paxson

General Manager Gar Forman

Head Coach Fred Hoiberg

Assistant Coaches Jim Boylen, Pete Myers, Randy Brown, Nate Loenser

Athletic Trainer Jeff Tanaka

Address 1901 W. Madison Street, Chicago, Ill., 60612

Home Court United Center (20,917) - 1994

Team Colors Red, Black and White

Television WGN/NBC Sports Chicago: Neil Funk, Stacey King

Radio WSCR (670 AM): Chuck Swirsky, Bill Wennington

CHICAGO PR STAFF

Senior Director of Public and Media Relations Tim Hallam (thallam@bulls.com)

Director of Public and Media Relations Matt Yob (myob@bulls.com)

Senior Manager of Public and Media Relations Beth Grady (bgrady@bulls.com)

Manager of Public and Media Relations Kristen Deahl (kdeahl@bulls.com)

Phone 312-455-4000

Fax 312-455-4189

DALLAS VS. CHICAGO 2017-2018

PLAYER	GP-GS	MIN	FGM-FGA	FG%	3FG-FGA	FG%	FTM-FTA	FT%	OFF	DEF	TOT/AVG	AST	PF-DQ	STL	TO	BLK	PTS/AVG
Barnes, H	2-2	68:51	19-40	0.475	2-9	0.222	9-9	1.000	4	10	14/7.0	6	2-0	1	4	0	49/24.5
Smith Jr., D	2-2	60:19	15-29	0.517	4-7	0.571	6-13	0.462	1	2	3/1.5	10	2-0	4	6	0	40/20.0
Nowitzki, D	2-2	50:21	14-21	0.667	8-11	0.727	1-1	1.000	1	8	9/4.5	4	7-0	1	2	2	37/18.5
Matthews, W	2-2	66:52	9-23	0.391	6-14	0.429	5-5	1.000	1	5	6/3.0	7	3-0	2	1	0	29/14.5
Powell, D	2-1	52:32	9-11	0.818	0-0	0.000	1-2	0.500	1	12	13/6.5	2	9-1	3	1	0	19/9.5
Barea, J	2-0	42:31	6-17	0.353	3-8	0.375	2-2	1.000	0	3	3/1.5	12	4-0	1	5	0	17/8.5
McDermott, D	1-0	23:48	2-8	0.250	2-2	1.000	2-2	1.000	4	4	8/8.0	1	1-0	0	3	0	8/8.0
Kleber, M	2-1	27:23	5-8	0.625	0-1	0.000	2-2	1.000	2	3	5/2.5	4	4-0	0	1	0	12/6.0
Harris, D	1-0	16:28	2-6	0.333	0-2	0.000	1-2	0.500	0	1	1/1.0	2	1-0	0	2	0	5/5.0
Ferrell, Y	2-0	45:36	3-10	0.300	2-7	0.286	0-0	0.000	2	6	8/4.0	5	4-0	2	2	0	8/4.0
Noel, N	1-0	15:08	0-3	0.000	0-0	0.000	0-0	0.000	4	2	6/6.0	1	2-0	2	2	0	0/0.0
Mejri, S	1-0	10:10	0-0	0.000	0-0	0.000	0-0	0.000	0	4	4/4.0	0	0-0	1	1	2	0/0.0
MAVERICKS	2-10	480:00	84-176	0.477	27-61	0.443	29-38	0.763	20	60	95/47.5	54	39-1	17	30	6	224/112.0
BULLS	2-10	480:00	86-167	0.515	24-55	0.436	39-51	0.765	19	68	99/49.5	49	37-0	19	32	5	235/117.5

CHICAGO VS. DALLAS 2017-2018

PLAYER	GP-GS	MIN	FGM-FGA	FG%	3FG-FGA	FG%	FTM-FTA	FT%	OFF	DEF	TOT/AVG	AST	PF-DQ	STL	TO	BLK	PTS/AVG
Dunn, K	2-2	66:35	18-29	0.621	7-9	0.778	7-9	0.778	1	8	9/4.5	16	8-0	5	6	1	50/25.0
Holiday, J	1-1	37:03	5-7	0.714	5-6	0.833	8-8	1.000	0	3	3/3.0	0	4-0	0	1	0	23/23.0
Markkanen, L	2-2	65:55	13-24	0.542	6-10	0.600	1-1	1.000	5	16	21/10.5	2	2-0	1	1	1	33/16.5
LaVine, Z	1-1	34:28	6-14	0.429	1-5	0.200	3-3	1.000	0	2	2/2.0	6	1-0	1	2	0	16/16.0
Portis, B	2-0	53:43	13-22	0.591	2-5	0.400	2-4	0.500	6	4	10/5.0	6	4-0	2	3	0	30/15.0
Lopez, R	1-1	21:46	6-10	0.600	0-0	0.000	0-2	0.000	0	3	3/3.0	2	0-0	0	3	1	12/12.0
Nwaba, D	2-1	55:02	10-18	0.556	0-2	0.000	3-5	0.600	3	10	13/6.5	5	7-0	3	5	1	23/11.5
Mirotic, N	1-0	22:52	3-9	0.333	1-3	0.333	4-4	1.000	2	8	10/10.0	3	1-0	1	4	1	11/11.0
Felicio, C	1-1	24:45	3-5	0.600	0-0	0.000	2-4	0.500	1	2	3/3.0	0	2-0	0	3	0	8/8.0
Grant, J	2-0	22:07	2-7	0.286	1-5	0.200	7-8	0.875	0	0	0/0.0	3	0-0	2	1	0	12/6.0
Valentine, D	2-1	44:37	3-11	0.273	1-7	0.143	2-3	0.667	0	8	8/4.0	6	2-0	2	2	0	9/4.5
Payne, C	1-0	13:43	2-6	0.333	0-1	0.000	0-0	0.000	0	1	1/1.0	0	1-0	2	0	0	4/4.0
Zipser, P	1-0	14:25	1-2	0.500	0-1	0.000	0-0	0.000	0	3	3/3.0	0	5-0	0	0	0	2/2.0
Vonleh, N	1-0	2:59	1-3	0.333	0-1	0.000	0-0	0.000	1	0	1/1.0	0	0-0	0	0	0	2/2.0
BULLS	2-10	480:00	86-167	0.515	24-55	0.436	39-51	0.765	19	68	99/49.5	49	37-0	19	32	5	235/117.5
MAVERICKS	2-10	480:00	84-176	0.477	27-61	0.443	29-38	0.763	20	60	95/47.5	54	39-1	17	30	6	224/112.0

2018-19 vs Mavericks

Oct. 22 at Dallas
Nov. 12 at Chicago

2017-18 Season

27-55 (.329)
Fifth in Central

Playoffs

Did not qualify



Date	Site	W/L	Score	Date	Site	W/L	Score	Date	Site	W/L	Score	Date	Site	W/L	Score
1/13/81	DAL	W	112-106	1/26/93	DAL	L	88-123	2/8/05	DAL	L	100-107	1/5/18	DAL	L	124-127
1/23/81	CHI	L	98-106	3/3/93	CHI	L	97-125	12/5/05	CHI	W	102-94	3/2/18	CHI	L	100-108
2/21/82	CHI	W	113-97	11/26/93	DAL	L	85-108	1/31/06	DAL	W	98-94				
3/17/82	DAL	L	92-102	1/8/94	CHI	L	81-100	11/14/06	DAL	W	111-99				* overtime
11/24/82	DAL	W	133-127	11/12/94	CHI	W	124-120*	1/25/07	CHI	L	85-96				
2/20/83	CHI	L	111-124	11/19/94	DAL	L	85-111	12/3/07	CHI	W	103-98				
12/3/83	DAL	W	110-100	11/21/95	DAL	L	102-108*	2/25/08	DAL	W	102-94				
12/17/83	CHI	L	84-102	12/19/95	CHI	L	101-114	11/13/08	CHI	L	91-98				
12/8/84	CHI	L	97-99	11/29/96	DAL	L	97-116	2/7/09	DAL	W	115-114*				
3/23/85	DAL	L	97-107	3/25/97	CHI	L	92-94	3/6/10	CHI	W	122-116				
1/27/86	DAL	W	124-116	12/29/97	CHI	L	105-111	3/17/10	DAL	W	113-106				
2/16/86	CHI	W	120-114	3/12/98	DAL	W	104-97*	11/19/10	DAL	L	83-88				
3/8/87	CHI	L	105-115*	4/26/99	DAL	W	101-93	1/20/11	CHI	L	77-82				
3/17/87	DAL	W	114-96	11/27/99	DAL	W	95-83	4/21/12	CHI	L	83-93				
11/27/87	DAL	W	94-93	12/2/99	CHI	W	101-95	11/28/12	CHI	L	78-101				
12/22/87	CHI	W	111-100	12/8/00	DAL	W	105-86	3/30/13	DAL	W	100-98				
12/3/88	DAL	L	100-113	1/8/01	CHI	W	104-91	12/28/13	CHI	W	105-83				
1/24/89	CHI	L	91-109	12/27/01	DAL	W	89-74	2/28/14	DAL	L	91-100				
12/12/89	CHI	L	97-105	1/2/02	CHI	W	107-97	12/2/14	CHI	W	132-129**				
4/7/90	DAL	L	108-109	11/8/02	CHI	W	114-87	2/23/15	DAL	L	98-102				
2/1/91	DAL	L	90-101	11/30/02	DAL	W	103-90	12/26/15	DAL	W	118-111				
3/1/91	CHI	L	86-109	11/25/03	DAL	W	124-98	1/15/16	CHI	W	83-77				
11/8/91	CHI	L	92-108	1/23/04	CHI	W	106-93	12/3/16	DAL	W	107-82				
1/31/92	DAL	L	92-107	12/13/04	CHI	W	94-93	1/17/17	CHI	W	99-98				

SERIES INFORMATION & NOTES

Overall Series Dallas leads 38-36

Games in Dallas Dallas leads 21-16

American Airlines Center Dallas leads 11-5

Reunion Arena Chicago 11-10

Games in Chicago Chicago leads 20-17

Current Series Streak Chicago won last two

in Dallas Chicago won last game

in Chicago Chicago won last game

DALLAS

Last Home Win 107-82 (12/3/16)

Last Road Win 99-98 (1/17/17)

Largest Margin of Victory 27 (114-87, 11/8/02)

High Point Total 133 (11/24/82)

Low Point Total 77 (1/20/11)

CHICAGO

Last Home Win 108-100 (3/2/18)

Last Road Win 127-124 (1/5/18)

Largest Margin of Victory 35 (123-88, 1/26/93)

High Point Total 127 (twice)

Low Point Total 77 (1/15/16)

Series scoring record vs Chicago

Jamal Mashburn (50 on 11/12/94)

Series scoring record vs Dallas

George Gervin (45 on 1/27/86)

The Bulls swept the 2017-18 season series, 2-0...

prior to being swept by Chicago last season, Dallas won four straight and 28-of-37 against the Bulls...

on 1/15/16, the Bulls scored a series-low 77 points in an 83-77 Dallas win...on 3/30/12, Dirk Nowitzki hit a game-winning 3-pointer with 2.9 seconds left to

give the Mavericks a 100-98 victory at home...both

clubs recorded their lowest point totals to date in the

82-77 decision on 1/20/11...Chicago's 107-100 win

in Dallas on 2/8/05 snapped a 13-game losing streak

to the Mavericks...it also marked the first time the Bulls

cracked the century mark vs. the Mavericks since their

last win on 12/29/97...Dallas defeated Chicago just

once during a span from December of 1988 through

February of 1998.



CLEVELAND CAVALIERS

Chairman Dan Gilbert

General Manager Koby Altman

Head Coach Tyronn Lue

Assistant Coaches Larry Drew, Mike Longabardi, James Posey, Damon Jones, Dan Geriot

Athletic Trainer Stephen Spiro

Address One Center Court, Cleveland, Ohio 44115

Home Court Quicken Loans Arena (20,562) - 1994

Team Colors Wine and Gold

Television FS Ohio: Fred McLeod, Austin Carr

Radio WTAM (1100 AM): John Michael, Jim Chones, Mike Snyder



CLEVELAND PR STAFF

EVP & Chief Communications Officer Tad Carper (tcarper@cavs.com)

Director of Basketball Communications B.J. Evans (bevans@cavs.com)

Basketball Communications Senior Manager Jeff Schaefer (jschaefer@cavs.com)

Basketball Communications Manager Cherome Owens (cowens@cavs.com)

Basketball Communications Coordinator Alyssa Dombrowski (adombrowski@cavs.com)

Phone 216-420-2000

Fax 216-420-2298

DALLAS VS. CLEVELAND 2017-2018

PLAYER	GP-GS	MIN	FGM-FGA	FG%	3FG-FGA	FG%	FTM-FTA	FT%	OFF	DEF	TOT/AVG	AST	PF-DQ	STL	TO	BLK	PTS/AVG
Barnes, H	2-2	75:37	19-38	0.500	7-15	0.467	8-9	0.889	1	14	15/7.5	6	3-0	0	4	0	53/26.5
Smith Jr., D	2-2	62:46	14-33	0.424	4-12	0.333	3-4	0.750	2	7	9/4.5	13	5-0	2	8	2	35/17.5
Matthews, W	1-1	41:12	3-13	0.231	2-9	0.222	4-4	1.000	1	1	2/2.0	6	5-0	2	0	0	12/12.0
Nowitzki, D	2-2	46:19	10-17	0.588	3-6	0.500	0-0	0.000	1	11	12/6.0	1	1-0	1	0	1	23/11.5
Barea, J	1-0	21:41	3-10	0.300	1-5	0.200	2-3	0.667	0	2	2/2.0	3	2-0	0	2	0	9/9.0
McDermott, D	1-0	20:28	4-7	0.571	1-2	0.500	0-0	0.000	0	2	2/2.0	0	2-0	0	1	0	9/9.0
Harris, D	1-0	12:12	3-8	0.375	0-2	0.000	3-4	0.750	1	1	2/2.0	0	2-0	0	3	0	9/9.0
Ferrell, Y	2-1	53:39	6-20	0.300	3-10	0.300	0-0	0.000	0	3	3/1.5	4	5-0	2	1	0	15/7.5
Mejri, S	1-0	9:31	3-3	1.000	0-0	0.000	0-0	0.000	2	2	4/4.0	0	2-0	0	0	0	6/6.0
Powell, D	2-1	38:42	2-5	0.400	1-2	0.500	4-6	0.667	2	9	11/5.5	0	7-0	1	2	1	9/4.5
Harrison, A	1-0	15:33	1-5	0.200	0-2	0.000	2-2	1.000	0	3	3/3.0	0	1-0	1	0	0	4/4.0
Finney-Smith, D	2-1	36:43	2-7	0.286	1-5	0.200	0-0	0.000	1	4	5/2.5	1	6-0	1	0	1	5/2.5
Kleber, M	2-0	28:41	1-3	0.333	0-1	0.000	0-0	0.000	0	3	3/1.5	0	3-0	1	1	0	2/1.0
Noel, N	1-0	16:56	0-2	0.000	0-0	0.000	0-0	0.000	2	5	7/7.0	2	2-0	1	3	1	0/0.0
MAVERICKS	2-10	480:00	71-171	0.415	23-71	0.324	26-32	0.813	13	67	95/47.5	36	46-0	12	26	6	191/95.5
CAVALIERS	2-10	480:00	70-166	0.422	23-57	0.404	46-58	0.793	20	83	119/59.5	39	30-0	15	28	4	209/104.5

CLEVELAND VS. DALLAS 2017-2018

PLAYER	GP-GS	MIN	FGM-FGA	FG%	3FG-FGA	FG%	FTM-FTA	FT%	OFF	DEF	TOT/AVG	AST	PF-DQ	STL	TO	BLK	PTS/AVG
Love, K	2-2	71:43	15-32	0.469	5-9	0.556	7-9	0.778	5	23	28/14.0	3	2-0	1	3	2	42/21.0
James, L	2-2	80:19	11-35	0.314	3-6	0.5	10-12	0.833	4	20	24/12.0	16	4-0	0	8	1	35/17.5
Smith, J	2-1	64:21	12-25	0.48	7-15	0.467	1-2	0.5	2	5	7/3.5	4	3-0	2	1	0	32/16.0
Clarkson, J	1-0	25:10	5-9	0.556	0-2	0	6-7	0.857	0	1	1/1.0	1	1-0	3	1	0	16/16.0
Crowder, J	1-1	34:55	4-13	0.308	1-6	0.167	6-6	1	3	4	7/7.0	3	2-0	0	0	0	15/15.0
Korver, K	1-0	19:37	4-7	0.571	3-6	0.5	2-3	0.667	0	3	3/3.0	0	3-0	0	0	0	13/13.0
Hood, R	1-1	24:25	4-9	0.444	1-3	0.333	0-0	0	0	2	2/2.0	2	0-0	1	1	0	9/9.0
Calderon, J	1-1	21:56	3-6	0.5	2-5	0.4	0-0	0	0	1	1/1.0	2	3-0	0	1	0	8/8.0
Nance Jr., L	1-1	21:46	3-3	1	0-0	0	1-3	0.333	2	4	6/6.0	1	2-0	1	1	0	7/7.0
Green, J	2-0	32:29	4-8	0.5	0-0	0	5-6	0.833	1	3	4/2.0	1	1-0	3	4	0	13/6.5
Shumpert, I	1-1	37:25	2-5	0.4	0-2	0	2-2	1	1	7	8/8.0	1	3-0	3	2	0	6/6.0
Osman, C	1-0	7:10	2-3	0.667	1-2	0.5	1-2	0.5	0	0	0/0.0	1	1-0	1	0	0	6/6.0
Thompson, T	1-0	19:40	1-5	0.2	0-0	0	2-2	1	2	5	7/7.0	1	1-0	0	1	0	4/4.0
Wade, D	1-0	14:35	0-5	0	0-0	0	3-4	0.75	0	4	4/4.0	3	2-0	0	5	1	3/3.0
Frye, C	1-0	2:58	0-0	0	0-0	0	0-0	0	0	1	1/1.0	0	1-0	0	0	0	0/0.0
Perrantes, L	1-0	0:46	0-1	0	0-1	0	0-0	0	0	0	0/0.0	0	0-0	0	0	0	0/0.0
Zizic, A	1-0	0:46	0-0	0	0-0	0	0-0	0	0	0	0/0.0	0	1-0	0	0	0	0/0.0
CAVALIERS	2-10	480:00	70-166	0.422	23-57	0.404	46-58	0.793	20	83	119/59.5	39	30-0	15	28	4	209/104.5
MAVERICKS	2-10	480:00	71-171	0.415	23-71	0.324	26-32	0.813	13	67	95/47.5	36	46-0	12	26	6	191/95.5

2018-19 vs Mavericks

Feb. 2 at Cleveland

Mar. 16 at Dallas

2017-18 Season

50-32 (.610)

First in Central

Playoffs

Defeated Indiana, 4-3

Defeated Toronto, 4-0

Defeated Boston, 4-3

Lost to Golden State, 4-0



Date	Site	W/L	Score	Date	Site	W/L	Score	Date	Site	W/L	Score
12/2/80	DAL	L	102-109	11/21/92	DAL	L	108-119	3/14/06	DAL	W	91-87
12/29/80	CLE	L	100-112	2/17/93	CLE	L	97-124	3/29/06	CLE	L	94-107
11/3/81	DAL	L	110-125	2/26/94	CLE	L	99-110	3/1/07	DAL	W	95-92
2/20/82	CLE	L	109-116	4/2/94	DAL	L	88-95	3/21/07	CLE	W	98-90
2/16/83	CLE	L	96-99	3/2/95	DAL	W	90-84	10/31/07	CLE	W	92-74
3/5/83	DAL	L	91-98	3/20/95	CLE	W	102-100**	12/27/07	DAL	L	81-88
11/4/83	CLE	L	84-105	12/3/95	CLE	L	107-108**	11/3/08	DAL	L	81-100
3/7/84	DAL	W	115-103	3/19/96	DAL	L	72-81	3/29/09	CLE	L	74-102
2/12/85	CLE	W	131-112	3/22/97	DAL	L	72-75	11/28/09	CLE	L	95-111
3/16/85	DAL	L	128-135*	3/30/97	CLE	L	80-84	12/20/09	DAL	W	102-95
12/22/85	CLE	L	105-119	12/23/97	CLE	L	85-99	1/2/11	CLE	W	104-95
1/31/86	DAL	W	107-91	1/27/98	DAL	W	84-77*	2/7/11	DAL	W	99-96
11/15/86	DAL	W	111-96	1998-1999	- DID NOT PLAY -			2/4/12	CLE	L	88-91
3/29/87	CLE	W	101-98	11/30/99	CLE	L	99-106	11/17/12	CLE	W	103-95
12/15/87	CLE	L	93-106	3/23/00	DAL	L	87-97	3/15/13	DAL	W	96-86
2/24/88	DAL	W	93-89	12/12/00	CLE	L	87-92	1/20/14	CLE	W	102-97
12/10/88	DAL	L	98-102	2/15/01	DAL	W	102-81	2/3/14	DAL	W	124-107
3/28/89	CLE	L	90-102	11/14/01	CLE	W	107-94	1/4/15	CLE	W	109-90
1/20/90	DAL	W	105-96*	12/13/01	DAL	W	102-82	3/10/15	DAL	L	94-127
2/18/90	CLE	W	96-87	11/13/02	CLE	W	103-99	1/12/16	DAL	L	107-110*
1/23/91	DAL	L	85-99	3/18/03	DAL	W	114-93	3/16/16	CLE	L	98-99
2/13/91	CLE	L	93-95	2/18/04	CLE	W	114-98	11/25/16	CLE	L	90-128
2/12/93	DAL	L	100-109	3/30/04	DAL	W	126-109	1/30/17	DAL	W	104-97
11/5/91	DAL	L	101-112	3/26/05	DAL	W	117-86	11/11/17	DAL	L	104-111
12/14/91	CLE	W	99-97	4/3/05	CLE	L	80-100	4/1/18	CLE	L	87-98

* overtime

SERIES INFORMATION & NOTES

Overall Series Cleveland leads 40-33

Games in Dallas Dallas leads 19-17

American Airlines Center Dallas leads 11-5

Reunion Arena Cleveland 12-8

Games in Cleveland Cleveland leads 23-14

DALLAS

Last Home Win 104-97 (1/30/17)

Last Road Win 109-90 (1/4/15)

Largest Margin of Victory 31 (3/26/05)

High Point Total 131 (2/12/85)

Low Point Total 72 (twice)

CLEVELAND

Last Home Win 98-87 (4/1/18)

Last Road Win 111-104 (11/11/17)

Largest Margin of Victory 38 (128-90, 11/25/16)

High Point Total 135 (OT) (3/16/85)

Low Point Total 74 (10/31/07)

Series scoring record vs Cleveland

Michael Finley (39 on 1/27/98)

Series scoring record vs Dallas

LeBron James (46 on 3/29/06)

Cleveland has won six of the last seven meetings with Dallas, after the Mavericks won eight of the previous nine...Dennis Smith Jr. (19 years, 351 days) tallied 21 points, five rebounds, seven assists, two steals and two blocks against Cleveland on 11/11/17, joining Kevin Garnett, LeBron James and Kyrie Irving as the only teenagers in NBA history to post at least 20-5-5-2... the Cavaliers' two biggest wins over the Mavericks have both come since 2014-15 (128-90 on 11/25/16 and 127-94 on 3/10/15)...LeBron James scored 46 points in Cleveland's 107-94 win on 3/29/06, setting the series-high scoring mark for the Cavaliers...after losing 117-86 on 3/26/05, their largest margin of defeat ever to the Mavericks (31 points), the Cavaliers bounced back to win 100-80 on 4/3/05, ending an eight-game losing streak to Dallas...the Cavs' 74 points in the opening game of the 2007-08 season on 10/31/07 was their series low.



DENVER NUGGETS



Owner E. Stanley Kroenke

President and Governor Josh Kroenke

President of Basketball Operations Tim Connelly

General Manager Arturas Karnisovas

Head Coach Michael Malone

Assistant Coaches Wes Unseld Jr., David Adelman, Jordi Fernandez, Bob Weiss, Ryan Bowen, Charles Klask

Athletic Trainer Dan Shimensky

Address 1000 Chopper Circle, Denver, Colo., 80204

Home Court Pepsi Center (19,520) - 1999

Team Colors Midnight Blue, Sunshine Yellow, Flatirons Red, Skyline Blue

Television Altitude Sports & Entertainment: Chris Marlowe, Scott Hastings, Chris Dempsey, Vic Lombardi, Katy Winge

Radio Altitude Radio Network (92.5 FM): Jason Kosmicki

DENVER PR STAFF

Director, Media Relations Nick O'Hayre (nick.ohayre@nuggets.com)

Manager, Media Relations Cody Wise (cody.wise@nuggets.com)

Coordinator, Media Relations Steven Blevins (steven.blevins@nuggets.com)

Phone 303-405-1100

Fax 303-893-3203

DALLAS VS. DENVER 2017-2018

PLAYER	GP-GS	MIN	FGM-FGA	FG%	3FG-FGA	FG%	FTM-FTA	FT%	OFF	DEF	TOT/AVG	AST	PF-DQ	STL	TO	BLK	PTS/AVG
Barnes, H	4-4	139:56	30-64	0.469	4-10	0.400	12-16	0.750	3	26	29/7.3	5	4-0	3	4	1	76/19.0
Smith Jr., D	4-4	128:11	32-68	0.471	4-15	0.267	8-11	0.727	4	14	18/4.5	25	6-0	2	10	0	76/19.0
Ferrill, Y	4-1	129:44	26-43	0.605	9-19	0.474	4-7	0.571	1	10	11/2.8	14	7-0	3	6	1	65/16.3
Harris, D	2-0	41:15	10-19	0.526	7-13	0.538	3-5	0.600	0	1	1/0.5	3	3-0	1	5	2	30/15.0
McDermott, D	1-0	27:06	4-8	0.500	1-2	0.500	6-6	1.000	0	2	2/2.0	2	3-0	0	1	0	15/15.0
Nowitzki, D	4-4	91:24	15-33	0.455	9-15	0.600	4-4	1.000	1	18	19/4.8	4	10-0	3	1	0	43/10.8
Matthews, W	3-3	101:39	11-32	0.344	6-20	0.300	4-5	0.800	2	9	11/3.7	5	11-0	3	3	2	32/10.7
Powell, D	4-1	83:02	14-24	0.583	1-2	0.500	6-11	0.545	6	14	20/5.0	4	7-0	5	3	2	35/8.8
Noel, N	1-0	25:36	3-6	0.500	0-0	0.000	2-5	0.400	2	12	14/14.0	0	4-0	1	0	1	8/8.0
Barea, J	2-0	41:44	5-18	0.278	2-8	0.250	2-2	1.000	1	9	10/5.0	15	1-0	3	7	0	14/7.0
Mejri, S	3-0	41:51	6-7	0.857	0-0	0.000	2-3	0.667	3	12	15/5.0	0	6-0	2	2	3	14/4.7
Kleber, M	3-3	70:43	4-11	0.364	2-6	0.333	3-4	0.750	3	8	11/3.7	5	10-0	3	2	5	13/4.3
Collinsworth, K	3-0	37:48	4-6	0.667	1-1	1.000	1-2	0.500	1	9	10/3.3	2	5-0	1	2	0	10/3.3
MAVERICKS	4-20	960:00	164-339	0.484	46-111	0.414	57-81	0.704	27	144	195/48.8	84	77-0	30	47	17	431/107.8
NUGGETS	4-20	960:00	150-350	0.429	45-131	0.344	63-90	0.700	50	148	231/57.8	94	79-0	26	56	24	408/102.0

DENVER VS. DALLAS 2017-2018

PLAYER	GP-GS	MIN	FGM-FGA	FG%	3FG-FGA	FG%	FTM-FTA	FT%	OFF	DEF	TOT/AVG	AST	PF-DQ	STL	TO	BLK	PTS/AVG
Harris, G	4-4	147:39	28-60	0.467	10-26	0.385	15-17	0.882	1	9	10/2.5	14	10-0	9	5	1	81/20.3
Barton, W	4-2	152:52	26-57	0.456	11-22	0.500	9-14	0.643	5	21	26/6.5	20	15-0	4	11	3	72/18.0
Jokic, N	3-3	98:58	18-45	0.400	1-12	0.083	7-12	0.583	11	32	43/14.3	23	8-0	4	9	4	44/14.7
Faried, K	1-1	27:53	6-13	0.462	0-1	0.000	1-2	0.500	6	5	11/11.0	2	2-0	0	0	0	13/13.0
Murray, J	4-3	114:20	18-44	0.409	9-21	0.429	5-5	1.000	3	5	8/2.0	6	7-0	1	9	2	50/12.5
Millsap, P	1-1	19:54	3-10	0.300	0-1	0.000	6-6	1.000	2	4	6/6.0	3	5-0	1	0	2	12/12.0
Lyles, T	4-0	75:16	13-30	0.433	5-14	0.357	2-5	0.400	5	22	27/6.8	7	3-0	1	3	3	33/8.3
Chandler, W	4-3	106:26	11-32	0.344	3-13	0.231	6-8	0.750	5	14	19/4.8	5	2-0	2	6	2	31/7.8
Craig, T	2-1	40:18	5-8	0.625	1-4	0.250	3-6	0.500	2	6	8/4.0	0	8-0	1	1	0	14/7.0
Harris, D	1-0	21:42	3-9	0.333	1-5	0.200	0-0	0.000	1	4	5/5.0	3	2-0	0	1	2	7/7.0
Plumlee, M	4-2	81:25	10-19	0.526	0-0	0.000	4-10	0.400	8	17	25/6.3	6	11-0	2	5	4	24/6.0
Beasley, M	3-0	39:12	4-9	0.444	2-5	0.400	5-5	1.000	1	5	6/2.0	1	1-0	1	1	1	15/5.0
Hernangomez	1-0	11:58	2-4	0.500	1-3	0.333	0-0	0.000	0	2	2/2.0	1	3-0	0	1	0	5/5.0
Mudiay, E	2-0	19:42	3-9	0.333	1-3	0.333	0-0	0.000	0	2	2/1.0	3	2-0	0	1	0	7/3.5
Jefferson, R	1-0	2:26	0-1	0.000	0-1	0.000	0-0	0.000	0	0	0/0.0	0	0-0	0	0	0	0/0.0
NUGGETS	4-20	960:00	150-350	0.429	45-131	0.344	63-90	0.700	50	148	231/57.8	94	79-0	26	56	24	408/102.0
MAVERICKS	4-20	960:00	164-339	0.484	46-111	0.414	57-81	0.704	27	144	195/48.8	84	77-0	30	47	17	431/107.8

2018-19 vs Mavericks

Dec. 18 at Denver

Feb. 22 at Dallas

Mar. 14 at Denver

2017-18 Season

46-36 (.561)

Fifth in Northwest

Playoffs

Did not qualify



Date	Site	W/L	Score	Date	Site	W/L	Score	Date	Site	W/L	Score	Date	Site	W/L	Score	Date	Site	W/L	Score
10/15/80	DEN	L	98-133	2/22/86	DEN	L	106-113	1/16/93	DEN	L	91-106	4/6/00	DEN	W	116-115*	3/27/09	DAL	L	101-103
11/28/80	DAL	L	117-119*	4/3/86	DAL	W	115-114	1/21/93	DAL	L	94-110	11/6/00	DEN	W	108-96	12/27/09	DEN	W	104-96
12/10/80	DEN	L	107-116	11/14/86	DEN	L	138-142	2/6/93	DEN	L	93-111	11/25/00	DAL	W	108-84	2/9/10	DEN	L	91-127
12/26/80	DAL	W	119-111	12/19/86	DAL	W	141-118	2/24/93	DAL	L	92-113	1/20/01	DAL	W	97-79	3/29/10	DAL	W	109-93
3/20/81	DAL	W	126-125	12/26/86	DEN	W	123-121	4/16/93	DAL	W	99-86	1/27/01	DEN	L	100-102	11/3/10	DEN	W	102-101
3/25/81	DEN	W	126-115	1/9/87	DAL	L	113-116	4/21/93	DEN	L	112-137	11/8/01	DAL	W	105-91	11/6/10	DAL	L	92-103
11/25/81	DEN	L	133-139	1/29/87	DEN	W	132-102	12/5/93	DEN	L	110-115	1/8/02	DAL	W	95-94	2/10/11	DEN	L	120-121
12/5/81	DAL	W	109-105	3/4/87	DAL	W	115-107	12/28/93	DAL	L	85-97	1/24/02	DEN	W	104-97	4/6/11	DAL	L	96-104
12/26/81	DAL	L	117-124	11/28/87	DEN	L	98-106	2/6/94	DEN	L	89-99	3/3/02	DEN	W	116-110*	12/26/11	DAL	L	93-115
1/15/82	DEN	L	113-128	12/5/87	DAL	W	109-96	3/26/94	DEN	L	101-112	12/18/02	DEN	W	80-75	2/8/12	DEN	W	105-95
3/31/82	DAL	L	119-120	2/3/88	DEN	L	105-115	4/15/94	DAL	W	99-97	1/6/03	DAL	W	86-71	2/15/12	DAL	W	102-84
4/17-82	DEN	L	124-130	2/29/88	DAL	W	123-96	11/8/94	DAL	L	107-115	2/1/03	DAL	W	122-100	3/19/12	DEN	W	112-95
10/29/82	DEN	W	125-117	4/9/88	DAL	W	135-109	11/26/94	DEN	W	124-123*	3/24/03	DEN	W	108-96	12/28/12	DAL	L	85-106
11/13/82	DAL	L	130-140	4/17/88	DEN	L	122-133	12/1/94	DAL	L	80-89	11/22/03	DAL	W	115-101	4/4/13	DEN	L	94-95
11/30/82	DEN	W	140-129	11/23/88	DAL	W	125-106	1/12/95	DEN	L	78-94	11/28/03	DEN	L	103-113	4/12/13	DAL	W	108-105*
1/14/83	DAL	W	149-139	1/7/89	DEN	L	94-115	3/7/95	DAL	L	96-99	1/16/04	DEN	W	91-88	11/23/13	DEN	L	100-102
4/8/83	DAL	L	115-132	1/18/89	DAL	W	102-92	11/24/95	DAL	L	109-112*	1/31/04	DAL	L	102-107	11/25/13	DAL	L	96-110
4/15/83	DEN	L	126-137	2/22/89	DEN	L	106-109	12/26/95	DEN	L	102-114	11/21/04	DEN	L	82-110	3/5/14	DEN	L	110-115
11/1/83	DEN	W	130-124	3/24/89	DAL	L	105-114	2/29/96	DEN	W	137-120	12/26/04	DEN	W	102-88	3/21/14	DAL	W	122-106
1/7/84	DEN	L	117-141	4/23/89	DEN	W	113-96	4/18/96	DAL	W	132-98	1/23/05	DAL	W	95-93	1/14/15	DEN	L	107-114
1/15/84	DAL	W	126-107	11/21/89	DEN	L	95-111	11/1/96	DEN	W	92-91	11/15/05	DAL	W	83-80	1/16/15	DAL	W	97-89
2/3/84	DAL	L	111-114	12/30/89	DAL	W	116-109*	1/11/97	DEN	W	104-99	1/6/06	DEN	W	114-112*	4/10/15	DEN	W	144-143**
2/8/84	DEN	W	120-114	1/15/90	DEN	L	90-101	1/18/97	DEN	W	107-104	2/10/06	DEN	L	113-104	11/28/15	DAL	W	92-81
3/24/84	DAL	W	119-101	3/3/90	DEN	L	89-106	4/19/97	DAL	L	95-100	4/2/06	DAL	W	103-79	2/26/16	DAL	W	122-116*
12/21/84	DEN	L	93-116	3/16/90	DAL	W	104-97	1/6/98	DAL	W	108-90	12/9/06	DAL	W	105-90	3/6/16	DEN	L	114-116*
1/31/85	DEN	L	110-121	11/3/90	DAL	W	140-110	1/31/98	DEN	L	98-110	12/31/06	DEN	W	89-85	3/28/16	DEN	W	97-88
2/3/85	DAL	W	114-106	12/22/90	DEN	W	119-110	3/25/98	DEN	W	105-94	2/24/07	DAL	W	115-95	12/12/16	DAL	W	112-92
3/1/85	DAL	L	140-141*	3/10/91	DEN	L	110-124	4/11/98	DAL	W	99-81	4/6/07	DEN	L	71-75	12/19/16	DEN	L	107-117
3/15/85	DAL	W	127-108	4/2/91	DAL	W	133-126	2/12/99	DEN	L	94-100	12/6/07	DAL	L	109-122	2/6/17	DEN	L	87-110
3/18/85	DEN	L	111-113	11/19/91	DEN	W	96-93	2/25/99	DAL	W	90-81	1/27/08	DAL	W	90-85	4/11/17	DAL	L	91-109
11/7/85	DEN	L	99-131	1/16/92	DAL	L	90-101	3/26/99	DAL	W	98-79	3/27/08	DEN	L	105-118	12/4/17	DAL	W	122-105
12/14/85	DAL	W	127-100	2/14/92	DEN	L	85-105	1/4/00	DEN	L	96-98	11/7/08	DEN	L	105-108	1/16/18	DEN	L	102-105
1/7/86	DEN	L	110-132	3/29/92	DAL	W	105-98	1/29/00	DAL	W	107-96	12/15/08	DAL	L	88-98	1/27/18	DEN	L	89-91
2/12/86	DAL	W	117-110	4/19/92	DEN	W	104-92	2/26/00	DAL	W	98-96	1/13/09	DEN	L	97-99	3/6/18	DAL	W	118-107

* overtime

SERIES INFORMATION & NOTES

- Overall Series** Dallas leads 88-82
- Games in Dallas** Dallas leads 56-28
- American Airlines Center** Dallas leads 21-10
- Reunion Arena** Dallas 35-18
- Games in Denver** Denver leads 54-32
- Current Series Streak** Dallas won last game in Dallas Denver won last two in Denver Denver won last four

DALLAS

- Last Home Win** 118-107 (3/6/18)
- Last Road Win** 97-88 (3/28/16)
- Largest Margin of Victory** 34 (132-98, 4/18/96)
- High Point Total** 149 (1/14/83)
- Low Point Total** 71 (4/6/07)

DENVER

- Last Home Win** 91-89 (1/27/18)
- Last Road Win** 109-91 (4/11/17)
- Largest Margin of Victory** 36 (127-91, 2/9/10)
- High Point Total** 143 (2OT) (4/10/15)
- Low Point Total** 71 (1/6/03)

Series scoring record vs Denver

Jim Jackson (50 on 11/26/94)

Series scoring record vs Dallas

Danilo Gallinari (47 on 4/10/15)

The home team has won seven of the last eight meetings between Dallas and Denver...the Mavericks held the Nuggets to an opponent quarter-low 5 points in the third period on 11/28/15...on 4/10/15, the Mavericks defeated the Nuggets 144-143 in 2OT...the 143 scored by Denver was a series high and the 47 points scored by Danilo Gallinari was a series scoring record for a Nugget...the Mavericks' bench outscored the Nuggets' bench, 72-12, in the 121-120 loss at Denver on 2/10/11...the 72 bench points marked the most by Dallas since 4/13/95...the Mavericks 124-123 overtime win on 11/12/94 marked their largest comeback win, overcoming a 25-point deficit with 1:05 in the 1st period to take the victory...Mark Aguirre recorded the Mavericks' first triple-double with 30 points, 11 rebounds and 16 assists, in the 149-139 win on 1/14/83...the 12 3-pointers made by Dallas in the first half of the 2/29/96 contest set an NBA half record...with 19 personal fouls in the fourth quarter, the Mavericks set an NBA record for personal fouls in a period in the 128-113 loss in Denver on 1/15/82.



DETROIT PISTONS



Owner Tom Gores

Senior Advisor to Owner Tom Gores Ed Stefanski

Associate General Manager Pat Garrity

Head Coach Dwane Casey

Assistant Coaches Sidney Lowe, Sean Sweeney, Micah Nori, Corey Gaines, Tim Grgurich

Athletic Trainer Jim Scholler

Address 6 Championship Drive, Auburn Hills, Mich., 48326

Home Court Little Caesars Arena (22,491) - 2017

Team Colors Red, White and Blue

Television FS Detroit: George Blaha, Greg Kelser

Radio The Ticket (97.1 FM): Mark Champion, Rick Mahorn, George Blaha

DETROIT PR STAFF

Vice President, Public Relations Kevin Grigg (kgrigg@pistons.com)

Senior Director, Public Relations Cletus Lewis (clewis@pistons.com)

Coordinator, Public Relations Josh Schur (jschur@pistons.com)

Phone 248-377-0100

Fax 248-377-3260

DALLAS VS. DETROIT 2017-2018

PLAYER	GP-GS	MIN	FGM-FGA	FG%	3FG-FGA	FG%	FTM-FTA	FT%	OFF	DEF	TOT/AVG	AST	PF-DQ	STL	TO	BLK	PTS/AVG
Motley, J	1-1	40:08	11-19	0.579	1-3	0.333	3-3	1.000	3	9	12/12.0	2	2-0	2	2	0	26/26.0
Barnes, H	2-2	62:09	14-28	0.500	5-11	0.455	9-10	0.900	2	9	11/5.5	2	2-0	1	2	0	42/21.0
Finney-Smith, D	1-1	37:01	6-12	0.500	3-6	0.500	0-0	0.000	3	7	10/10.0	4	4-0	1	2	0	15/15.0
Nowitzki, D	1-1	25:50	4-9	0.444	2-6	0.333	2-2	1.000	0	4	4/4.0	1	0-0	0	0	1	12/12.0
Smith Jr., D	2-2	52:10	7-22	0.318	1-6	0.167	7-9	0.778	1	7	8/4.0	13	6-0	1	3	0	22/11.0
Powell, D	2-1	48:12	7-15	0.467	3-10	0.300	5-5	1.000	0	8	8/4.0	2	4-0	1	3	1	22/11.0
Barea, J	1-0	18:33	5-6	0.833	1-1	1.000	0-0	0.000	0	3	3/3.0	7	0-0	1	1	0	11/11.0
Matthews, W	1-1	27:01	4-10	0.400	2-5	0.400	0-0	0.000	0	2	2/2.0	1	1-0	0	1	0	10/10.0
Ferrell, Y	2-0	42:46	6-13	0.462	4-8	0.500	0-0	0.000	0	6	6/3.0	6	3-0	3	2	1	16/8.0
Harris, D	1-0	17:15	3-4	0.750	0-1	0.000	1-1	1.000	0	0	0/0.0	3	3-0	1	2	1	7/7.0
McDermott, D	1-0	18:41	2-3	0.667	1-1	1.000	0-0	0.000	0	0	0/0.0	1	0-0	0	1	0	5/5.0
Mejri, S	1-0	15:25	2-3	0.667	0-0	0.000	1-4	0.250	3	2	5/5.0	1	4-0	0	0	4	5/5.0
Kleber, M	2-1	35:21	4-8	0.500	1-3	0.333	0-0	0.000	2	8	10/5.0	2	3-0	0	2	2	9/4.5
Jones, J	1-0	12:10	1-3	0.333	1-2	0.500	1-4	0.250	0	2	2/2.0	0	0-0	1	0	0	4/4.0
Collinsworth, K	2-0	31:25	3-6	0.500	1-1	1.000	0-0	0.000	0	2	2/1.0	3	2-0	1	2	2	7/3.5
Harrison, A	1-0	20:53	1-6	0.167	1-5	0.200	0-0	0.000	0	0	0/0.0	0	3-0	0	1	0	3/3.0
MAVERICKS	2-10	505:00	80-167	0.479	27-69	0.391	29-38	0.763	14	69	95/47.5	48	37-0	13	24	12	216/108.0
PISTONS	2-10	505:00	79-169	0.467	19-54	0.352	29-39	0.744	12	75	101/50.5	43	38-0	10	24	6	206/103.0

DETROIT VS. DALLAS 2017-2018

PLAYER	GP-GS	MIN	FGM-FGA	FG%	3FG-FGA	FG%	FTM-FTA	FT%	OFF	DEF	TOT/AVG	AST	PF-DQ	STL	TO	BLK	PTS/AVG
Tolliver, A	2-2	64:57	11-16	0.688	8-12	0.667	4-4	1.000	2	3	5/2.5	4	7-0	1	3	0	34/17.0
Drummond, A	2-2	64:14	14-20	0.700	0-1	0.000	2-8	0.250	4	25	29/14.5	6	7-0	1	4	3	30/15.0
Jackson, R	2-2	56:02	14-27	0.519	1-6	0.167	1-2	0.500	0	3	3/1.5	12	4-0	0	2	0	30/15.0
Johnson, S	2-1	67:21	8-17	0.471	3-6	0.500	8-9	0.889	2	6	8/4.0	4	4-0	3	0	1	27/13.5
Smith, I	2-0	41:06	11-16	0.688	1-2	0.500	1-1	1.000	0	6	6/3.0	7	3-0	1	5	1	24/12.0
Harris, T	1-1	28:17	4-16	0.250	0-4	0.000	2-3	0.667	0	4	4/4.0	1	1-0	2	2	0	10/10.0
Galloway, L	2-0	43:14	5-18	0.278	4-10	0.400	3-4	0.750	1	7	8/4.0	3	2-0	1	0	0	17/8.5
Ellenson, H	2-0	22:03	5-13	0.385	1-6	0.167	2-2	1.000	1	5	6/3.0	0	1-0	0	2	0	13/6.5
Bullock, R	1-1	24:15	2-6	0.333	0-2	0.000	0-0	0.000	0	0	0/0.0	1	0-0	0	0	0	4/4.0
Marjanovic, B	1-0	14:19	0-4	0.000	0-0	0.000	4-4	1.000	0	3	3/3.0	1	2-0	0	3	0	4/4.0
Ennis III, J	1-0	13:42	1-3	0.333	0-1	0.000	2-2	1.000	0	1	1/1.0	0	0-0	0	0	0	4/4.0
Kennard, L	2-1	44:19	3-9	0.333	1-4	0.250	0-0	0.000	0	6	6/3.0	3	2-0	1	2	1	7/3.5
Moreland, E	2-0	21:11	1-4	0.250	0-0	0.000	0-0	0.000	2	6	8/4.0	1	5-0	0	0	0	2/1.0
PISTONS	2-10	505:00	79-169	0.467	19-54	0.352	29-39	0.744	12	75	101/50.5	43	38-0	10	24	6	206/103.0
MAVERICKS	2-10	505:00	80-167	0.479	27-69	0.391	29-38	0.763	14	69	95/47.5	48	37-0	13	24	12	216/108.0

2018-19 vs Mavericks

Jan. 25 at Dallas

Jan. 31 at Detroit

2017-18 Season

39-43 (.476)

Fourth in Central

Playoffs

Did not qualify



Date	Site	W/L	Score	Date	Site	W/L	Score	Date	Site	W/L	Score
11/8/80	DET	L	73-101	2/19/94	DAL	L	96-105	3/18/07	DET	W	92-88
2/10/81	DAL	L	95-101	2/21/94	DET	W	98-88	1/9/08	DAL	W	102-86
12/22/81	DAL	L	98-106	3/4/95	DAL	L	91-98	2/3/08	DET	L	67-90
4/1/82	DET	W	121-120	3/23/95	DET	W	102-94	1/23/09	DET	W	112-91
12/10/82	DET	W	122-121	1/25/96	DAL	L	92-93	3/17/09	DAL	W	103-101
2/9/83	DAL	W	122-113	3/9/96	DET	L	91-92	11/15/09	DET	W	95-90
12/20/83	DET	L	104-116	11/6/96	DET	L	84-103	1/5/10	DAL	W	98-93
2/18/84	DAL	L	115-120	4/1/97	DAL	L	82-100	11/23/10	DAL	W	88-84
11/17/84	DAL	L	110-124	2/21/98	DAL	L	82-94	1/17/11	DET	L	89-103
2/13/85	DET	L	119-124	3/2/98	DET	L	94-100	1/10/12	DET	W	100-86
1/24/86	DAL	L	120-129	3/19/99	DET	L	87-94	12/1/12	DAL	W	92-77
2/14/86	DET	L	110-119	1/23/00	DET	W	99-91	3/8/13	DET	W	102-99
3/6/87	DET	L	115-125	2/17/00	DAL	W	106-97	1/26/14	DAL	W	116-106
3/21/87	DAL	W	122-118	12/17/00	DET	W	99-90	2/22/14	DET	W	113-102
11/25/87	DAL	W	113-107	1/3/01	DAL	L	104-107	12/17/14	DET	W	117-106
12/18/87	DET	L	112-117	10/30/01	DAL	W	94-87	1/7/15	DAL	L	95-108
11/15/88	DAL	L	99-108	11/15/01	DET	L	89-115	3/9/16	DAL	L	96-102
3/27/89	DET	L	77-90	11/9/02	DAL	W	114-75	4/1/16	DET	W	98-89
3/18/90	DET	L	84-114	11/27/02	DET	W	102-82	12/14/16	DAL	L	85-95
3/25/90	DAL	W	98-96*	1/11/04	DET	L	102-115	2/15/17	DET	L	91-98
1/14/91	DAL	L	81-89	2/7/04	DAL	W	111-108	12/20/17	DAL	W	110-93
1/25/91	DET	L	82-84	12/6/04	DAL	L	85-101	4/6/18	DET	L	106-113*
1/3/92	DAL	L	96-106	3/28/05	DET	W	95-88				
1/13/92	DET	L	81-84	11/19/05	DAL	W	119-82				
1/13/93	DET	L	96-112	3/28/06	DET	L	90-97				
1/19/93	DAL	W	113-103	12/7/06	DAL	L	82-92				

*overtime

SERIES INFORMATION & NOTES

Overall Series Detroit leads 41-33

Games in Dallas Detroit leads 19-17

American Airlines Center Dallas leads 11-5

Reunion Arena Detroit 14-6

Games in Detroit Detroit leads 22-16

Current Series Streak Detroit won last game

in Dallas Dallas won last game

in Detroit Detroit won last two

DALLAS

Last Home Win 110-93 (12/20/17)

Last Road Win 98-89 (4/1/16)

Largest Margin of Victory 39 (114-75, 11/9/02)

High Point Total 122 (three times)

Low Point Total 67 (2/3/08)

DETROIT

Last Home Win 113-106 (OT) (4/6/18)

Last Road Win 95-85 (12/14/16)

Largest Margin of Victory 30 (114-84, 3/18/90)

High Point Total 129 (1/24/86)

Low Point Total 75 (11/9/02)

Series scoring record vs Detroit

Dirk Nowitzki (42 on 11/23/10)

Michael Finley (42 on 11/27/02)

Series scoring record vs Dallas

Joe Dumars (40 on 2/21/94)

The Pistons have taken five of the last seven meetings between the two teams (after the Mavericks won 11 of the previous 12)...Dallas scored a series-low 67 points on 2/3/08 with the previous low of 73 being set in the Mavericks' inaugural year (1980)...before the 1999-2000 season, the Pistons had won seven in a row...former Pistons great Isiah Thomas dished out 25 assists in the 124-119 Pistons win on 2/13/85, a Mavericks opponent individual high...their meeting on 10/30/01 not only opened the 2001-02 season, but also marked the first-ever game at American Airlines Center (the Mavs won the contest 94-87)... on 11/9/02, Dallas tied their franchise low with 4 turnovers.



GOLDEN STATE WARRIORS



Owner & CEO Joe Lacob

Owner Peter Guber

President & COO Rick Welts

General Manager Bob Myers

Head Coach Steve Kerr

Assistant Coaches Ron Adams, Mike Brown, Jarron Collins, Bruce Fraser

Athletic Trainer Drew Yoder

Address 1011 Broadway, Oakland, Calif., 94607

Home Court Oracle Arena (19,596) - 1997

Team Colors Warriors Royal Blue, California Golden Yellow

Television NBC Sports Bay Area: Bob Fitzgerald, Jim Barnett

Radio KGMZ (95.7 The Game): Tim Roye

GOLDEN STATE PR STAFF

Vice President, Communications Raymond Ridder (rridder@warriors.com)

Director, Public Relations Brett Winkler (bwinkler@warriors.com)

Director, Basketball Communications Michael Ravina (mravina@warriors.com)

Director, Publications and Statistical Information Darryl Arata (darata@warriors.com)

Assistant, Public Relations Cole Lawrence (clawrence@warriors.com)

Phone 510-996-2200

Fax 510-452-0142

DALLAS VS. GOLDEN STATE 2017-2018

PLAYER	GP-GS	MIN	FGM-FGA	FG%	3FG-FGA	FG%	FTM-FTA	FT%	OFF	DEF	TOT/AVG	AST	PF-DQ	STL	TO	BLK	PTS/AVG
Matthews, W	4-4	129:39	24-53	0.453	13-33	0.394	4-6	0.667	1	10	11/2.8	11	5-0	5	5	0	65/16.3
Barnes, H	3-3	97:18	19-46	0.413	3-12	0.250	6-9	0.667	8	11	19/6.3	9	2-0	2	4	1	47/15.7
Smith Jr., D	3-3	89:12	17-46	0.370	6-19	0.316	6-12	0.500	3	7	10/3.3	12	7-0	5	5	1	46/15.3
Nowitzki, D	4-4	108:27	21-46	0.457	3-9	0.333	12-15	0.800	2	33	35/8.8	7	5-0	7	3	2	57/14.3
Powell, D	4-1	101:03	21-32	0.656	3-5	0.600	10-10	1.000	11	9	20/5.0	8	7-0	3	3	0	55/13.8
Ferrell, Y	4-2	111:13	15-36	0.417	11-23	0.478	5-6	0.833	1	8	9/2.3	5	7-0	4	4	0	46/11.5
Barea, J	4-1	105:52	17-38	0.447	4-15	0.267	8-13	0.615	3	6	9/2.3	29	5-0	1	10	1	46/11.5
Harris, D	2-0	43:18	7-15	0.467	2-7	0.286	3-3	1.000	0	3	3/1.5	7	6-0	5	5	0	19/9.5
Noel, N	1-0	11:36	3-7	0.429	0-0	0.000	2-2	1.000	3	4	7/7.0	0	2-0	2	0	0	8/8.0
Mejri, S	2-0	20:53	5-11	0.455	0-1	0.000	0-0	0.000	3	4	7/3.5	1	5-0	1	3	2	10/5.0
Motley, J	1-0	1:57	1-1	1.000	0-0	0.000	2-4	0.500	0	1	1/1.0	0	0-0	0	0	1	4/4.0
Kleber, M	4-2	70:44	5-15	0.333	1-7	0.143	2-2	1.000	3	8	11/2.8	2	7-0	1	1	2	13/3.3
Withey, J	2-0	8:53	2-4	0.500	1-3	0.333	1-2	0.500	0	2	2/1.0	0	1-0	0	1	0	6/3.0
Collinsworth, K	1-0	19:08	1-4	0.250	0-0	0.000	0-0	0.000	0	0	0/0.0	1	3-0	1	1	0	2/2.0
Jones, J	1-0	6:48	0-1	0.000	0-1	0.000	1-2	0.500	0	1	1/1.0	0	0-0	1	0	0	1/1.0
Cleveland, A	1-0	20:40	0-2	0.000	0-0	0.000	0-0	0.000	0	1	1/1.0	0	2-0	1	0	0	0/0.0
Finney-Smith, D	1-0	7:15	0-1	0.000	0-1	0.000	0-0	0.000	0	1	1/1.0	1	2-0	0	0	0	0/0.0
Cleavel, G	1-0	6:04	0-2	0.000	0-2	0.000	0-0	0.000	0	0	0/0.0	1	3-0	0	0	0	0/0.0
MAVERICKS	4-20	960:00	158-360	0.439	47-138	0.341	62-86	0.721	38	109	184/46.0	94	69-0	39	49	10	425/106.3
WARRIORS	4-20	960:00	188-343	0.548	53-122	0.434	62-74	0.838	39	149	209/52.3	141	84-0	27	62	26	491/122.8

GOLDEN STATE VS. DALLAS 2017-2018

PLAYER	GP-GS	MIN	FGM-FGA	FG%	3FG-FGA	FG%	FTM-FTA	FT%	OFF	DEF	TOT/AVG	AST	PF-DQ	STL	TO	BLK	PTS/AVG
Durant, K	4-4	135:05	42-72	0.583	13-25	0.520	13-14	0.929	1	39	40/10.0	23	5-0	1	10	9	110/27.5
Curry, S	3-3	95:19	25-46	0.543	12-32	0.375	19-20	0.950	4	10	14/4.7	24	3-0	5	13	0	81/27.0
Thompson, K	4-4	135:27	38-68	0.559	13-26	0.500	0-0	0.000	2	17	19/4.8	11	7-0	2	10	2	89/22.3
Green, D	3-3	99:40	15-36	0.417	5-11	0.455	5-6	0.833	7	21	28/9.3	20	8-0	5	10	4	40/13.3
West, D	4-0	57:53	13-17	0.765	0-0	0.000	4-4	1.000	3	11	14/3.5	16	5-0	5	2	4	30/7.5
Young, N	3-0	40:19	6-15	0.400	6-12	0.500	1-1	1.000	0	2	2/0.7	1	2-0	0	2	1	19/6.3
Livingston, S	4-1	61:53	12-20	0.600	0-0	0.000	0-0	0.000	2	4	6/1.5	5	10-0	0	3	0	24/6.0
Casspi, O	3-1	40:19	7-9	0.778	1-2	0.500	2-4	0.500	2	10	12/4.0	2	3-0	0	0	2	17/5.7
Pachulia, Z	3-3	38:12	6-11	0.545	0-0	0.000	5-6	0.833	7	7	14/4.7	3	7-0	0	2	0	17/5.7
Iguodala, A	3-0	79:58	7-15	0.467	2-9	0.222	0-0	0.000	0	10	10/3.3	16	5-0	2	3	2	16/5.3
Bell, J	3-1	54:09	7-11	0.636	0-0	0.000	2-3	0.667	4	10	14/4.7	11	8-0	4	3	1	16/5.3
McGee, J	3-0	18:12	2-5	0.400	0-1	0.000	8-10	0.800	3	3	6/2.0	2	6-0	0	0	1	12/4.0
Looney, K	2-0	23:18	3-4	0.750	0-0	0.000	0-2	0.000	2	1	3/1.5	2	3-0	0	1	0	6/3.0
Cook, Q	1-0	8:36	1-2	0.500	1-2	0.500	0-0	0.000	0	0	0/0.0	2	4-0	0	1	0	3/3.0
McCaw, P	4-0	71:40	4-12	0.333	0-2	0.000	3-4	0.750	2	4	6/1.5	3	8-0	3	2	0	11/2.8
WARRIORS	4-20	960:00	188-343	0.548	53-122	0.434	62-74	0.838	39	149	209/52.3	141	84-0	27	62	26	491/122.8
MAVERICKS	4-20	960:00	158-360	0.439	47-138	0.341	62-86	0.721	38	109	184/46.0	94	69-0	39	49	10	425/106.3

2018-19 vs Mavericks

Nov. 17 at Dallas
 Dec. 22 at Golden State
 Jan. 13 at Dallas
 Mar. 23 at Golden State

2017-18 Season

58-24 (.707)
 First in Pacific

Playoffs

Defeated San Antonio, 4-1
 Defeated New Orleans, 4-1
 Defeated Houston, 4-3
 Defeated Cleveland, 4-0



Date	Site	W/L	Score	Date	Site	W/L	Score	Date	Site	W/L	Score	Date	Site	W/L	Score	Date	Site	W/L	Score
10/25/80	GS	L	79-86	12/6/86	GS	W	109-104	11/6/93	DAL	L	89-93	3/9/01	DAL	W	102-73	3/25/09	DAL	W	128-106
12/20/80	DAL	L	98-101	2/21/87	DAL	W	122-111*	11/30/93	GS	L	91-103	4/16/01	GS	W	110-101	11/24/09	DAL	L	103-111
1/7/81	GS	W	111-109	2/23/87	GS	W	121-95	3/19/94	DAL	L	107-116	11/27/01	DAL	W	116-106	2/3/10	DAL	W	110-101
3/6/81	GS	L	109-115	4/3/87	DAL	W	136-116	4/11/94	GS	L	108-122	12/1/01	GS	W	111-82	2/8/10	GS	W	127-117
3/12/81	DAL	L	120-118	4/9/87	GS	W	125-100	12/20/94	GS	W	110-107	3/9/02	DAL	W	107-105	3/27/10	GS	W	111-90
11/14/81	DAL	L	112-118	12/4/87	DAL	W	116-95	12/30/95	DAL	W	110-94	3/16/02	GS	W	117-100	12/7/10	DAL	W	105-100
1/2/82	GS	L	100-119	1/9/88	GS	W	115-99	3/13/95	GS	W	130-125	11/4/02	DAL	W	107-100	3/16/11	GS	W	112-106
2/25/82	DAL	L	104-106	2/19/88	DAL	W	113-100	4/10/95	DAL	L	112-123	12/7/02	GS	W	121-116	3/20/11	DAL	W	101-73
3/4/82	GS	L	98-104	3/14/88	DAL	W	121-101	11/4/95	DAL	W	99-84	3/14/03	GS	W	116-114	4/2/11	GS	L	92-99
4/3/82	DAL	L	102-107	4/13/88	GS	L	110-112	1/18/95	GS	L	108-121	4/12/03	DAL	W	117-108	3/10/12	GS	L	87-111
12/2/82	DAL	W	110-100	12/3/88	DAL	W	117-111	2/19/96	DAL	L	100-112	10/29/03	GS	W	95-87	4/12/12	GS	W	112-103
12/14/82	GS	L	113-122	1/11/89	GS	L	106-107	4/8/96	GS	W	104-102	1/7/04	DAL	W	105-99	4/20/12	DAL	W	104-94
1/18/83	GS	W	112-102	2/24/89	DAL	L	92-127	12/26/96	DAL	L	108-113	2/3/04	DAL	W	107-93	11/19/12	DAL	L	101-105*
3/22/83	DAL	W	111-102	3/15/89	GS	L	100-113	1/21/97	GS	L	93-105	4/11/04	GS	L	107-108	1/31/13	GS	L	97-100
3/29/83	GS	L	106-109	12/5/89	DAL	W	107-88	2/13/97	DAL	L	99-107	11/8/04	DAL	W	101-98*	2/9/13	DAL	W	116-91
11/26/83	DAL	W	115-109	1/10/90	GS	L	119-123	4/3/97	GS	L	90-106	12/14/04	DAL	L	107-111	11/27/13	DAL	W	103-99
12/10/83	GS	W	126-123*	3/27/90	DAL	W	118-108	11/20/97	DAL	L	97-101*	2/15/05	GS	W	114-107	12/11/13	GS	L	93-95
1/25/84	DAL	W	112-110*	4/12/90	GS	W	140-133	12/16/97	GS	L	92-103	3/23/05	GS	W	109-97	3/11/14	GS	L	85-108
3/10/84	DAL	W	120-103	2/7/91	DAL	W	102-101	3/19/98	DAL	W	88-82*	12/30/05	DAL	W	109-111	4/1/14	DAL	L	120-122*
4/15/84	GS	L	96-98	2/18/91	GS	W	107-101	4/16/98	GS	L	82-88	1/25/06	GS	W	102-93	12/13/14	DAL	L	98-105
11/15/84	GS	L	112-117	3/16/91	DAL	L	105-117	2/7/99	GS	W	102-99**	3/23/06	DAL	L	121-122	2/4/15	GS	L	114-128
1/15/85	GS	W	149-104	4/13/91	GS	L	114-132	2/19/99	GS	L	79-84	4/12/06	GS	L	102-114	3/6/15	GS	L	89-104
2/6/85	DAL	W	129-103	12/5/91	GS	L	107-117	4/10/99	DAL	L	90-91	11/7/08	DEN	L	105-108	4/4/15	DAL	L	110-123
3/26/85	DAL	W	134-107	1/18/92	DAL	L	141-143	5/1/99	DAL	W	105-94	12/15/08	DAL	L	88-98	12/30/15	DAL	W	114-91
4/2/85	GS	W	127-121	2/24/92	DAL	L	131-138	1/4/00	DEN	L	96-98	11/6/06	DAL	L	104-107	1/27/16	GS	L	107-127
12/3/85	GS	W	107-100	4/8/92	GS	L	91-110	1/29/00	DAL	W	107-96	3/12/07	GS	L	100-117	3/18/16	DAL	L	112-130
12/7/85	DAL	W	120-110	2/14/92	DEN	L	85-105	2/26/00	DAL	W	98-96	4/17/07	GS	L	82-111	3/23/16	GS	L	120-128
1/11/86	DAL	W	127-123*	3/29/92	DAL	W	105-98	11/2/99	DAL	W	108-96	11/8/07	GS	W	120-115	11/9/16	GS	L	95-116
12/14/85	DAL	W	127-100	4/19/92	DEN	W	104-92	11/6/99	GS	W	120-97	1/2/08	DAL	W	121-99	12/30/16	GS	L	99-108
1/7/86	DEN	L	110-132	12/23/92	GS	L	97-111	1/11/00	GS	W	109-102	3/30/08	GS	L	104-114	3/21/17	DAL	L	87-112
2/12/86	DAL	W	117-110	12/26/92	DAL	L	96-110	1/25/00	DAL	W	117-103	4/2/08	DAL	W	111-86	10/23/17	DAL	L	103-133
3/1/86	DAL	W	119-110	4/2/93	DAL	L	93-134	12/2/00	GS	W	97-78	1/28/09	DAL	W	117-93	12/14/17	GS	L	97-112
4/8/86	GS	L	115-129	4/10/93	GS	L	94-100	2/3/01	DAL	W	101-95	3/13/09	GS	L	110-119	1/3/18	DAL	L	122-125
																2/8/18	GS	L	103-121

* overtime

SERIES INFORMATION & NOTES

- Overall Series** Dallas leads 79-76
- Games in Dallas** Dallas leads 46-31
- American Airlines Center** Dallas leads 18-13
- Reunion Arena** Dallas 28-18
- Games in Oakland** Golden State leads 45-33
- Current Series Streak** Golden State won last 10
- in Dallas** Golden State won last four
- in Oakland** Golden State won last 11

DALLAS

- Last Home Win** 114-91 (12/30/15)
- Last Road Win** 112-103 (4/12/12)
- Largest Margin of Victory** 45 (149-104, 1/15/85)
- High Point Total** 149 (1/15/85)
- Low Point Total** 79 (twice)

GOLDEN STATE

- Last Home Win** 121-103 (2/8/18)
- Last Road Win** 125-122 (1/3/18)
- Largest Margin of Victory** 41 (134-93, 4/2/93)
- High Point Total** 143 (1/18/92)
- Low Point Total** 73 (twice)

Series scoring record vs Golden State

Dirk Nowitzki (51 on 3/23/06)

Series scoring record vs Dallas

Stephen Curry (51 on 2/4/15)

The Warriors have won 10 straight and 17 of the last 18 meetings between the two squads... the Warriors have taken the last 11 showdowns in Oakland...league MVP Stephen Curry scored a series-high 51 points on Dallas at Golden State on 2/4/15...3/27/10, Rodrigue Beaubois scored a career-high 40 points to become just the third Maverick rookie to score 40-plus points in a game... in 2006-07, the Warriors were the only team Dallas was unable to defeat (0-3)...in 2005-06, the Warriors, along with the Lakers, were one of just two teams to take the season series from the 60-win Mavericks... the Mavericks' 149-104 win on 1/15/85 against the Warriors was their largest margin of victory (45)... former Mavericks great Mark Aguirre set several franchise rookie records in the 118-112 loss to the Warriors on 11/14/81...Aguirre went 18-of-40 from the field to score 42 points, all Mavericks rookie records...on 3/14/03, both teams had seven players score in double figures.



HOUSTON ROCKETS



Owner Tilman J. Fertitta

General Manager Daryl Morey

Head Coach Mike D'Antoni

Assistant Coaches Roy Rogers, Brett Gunning, Matt Brase

Athletic Trainer Jason Biles

Address Toyota Center, 1510 Polk Street, Houston, Texas 77002

Home Court Toyota Center (18,055) - 2003

Team Colors Red, White and Silver

Television AT&T SportsNet: Bill Worrell, Matt Bullard, Clyde Drexler, Craig Ackerman

Radio KBME (790 AM): Craig Ackerman, Matt Thomas

HOUSTON PR STAFF

Senior Director, Media & Player Relations Tracey Hughes (traceyh@rocketball.com)

Manager, Media Relations Sean McCloskey (smccloskey@rocketball.com)

Media Relations Assistant Tomorrow Huff (thuff@rocketball.com)

Phone 713-758-7200

Fax 713-758-7339

DALLAS VS. HOUSTON 2017-2018

PLAYER	GP-GS	MIN	FGM-FGA	FG%	3FG-FGA	FG%	FTM-FTA	FT%	OFF	DEF	TOT/AVG	AST	PF-DQ	STL	TO	BLK	PTS/AVG
Matthews, W	2-2	68:50	13-29	0.448	9-20	0.450	5-6	0.833	1	7	8/4.0	7	3-0	3	4	1	40/20.0
Ferrell, Y	4-3	136:35	20-46	0.435	11-23	0.478	9-9	1.000	1	17	18/4.5	13	10-0	4	3	0	60/15.0
Barnes, H	4-4	126:36	18-60	0.300	4-16	0.250	9-13	0.692	4	16	20/5.0	7	4-0	2	4	0	49/12.3
Powell, D	4-2	95:43	18-32	0.563	2-5	0.400	8-11	0.727	11	15	26/6.5	1	11-0	3	5	1	46/11.5
Smith Jr., D	3-3	95:46	12-41	0.293	3-12	0.250	4-5	0.800	1	8	9/3.0	21	9-0	2	13	0	31/10.3
Clavell, G	1-0	24:35	3-7	0.429	3-5	0.600	0-0	0.000	0	5	5/5.0	2	2-0	1	1	0	9/9.0
Barea, J	3-0	71:32	10-31	0.323	4-15	0.267	2-3	0.667	1	12	13/4.3	20	5-0	1	5	0	26/8.7
Jones, J	1-0	22:49	3-7	0.429	1-2	0.500	1-1	1.000	1	9	10/10.0	1	2-0	0	2	0	8/8.0
Nowitzki, D	3-3	55:02	8-26	0.308	3-11	0.273	3-4	0.750	2	11	13/4.3	3	3-0	0	0	1	22/7.3
Noel, N	2-0	31:04	6-10	0.600	0-1	0.000	2-4	0.500	1	13	14/7.0	1	4-0	1	2	0	14/7.0
McDermott, D	2-1	60:39	4-16	0.250	2-9	0.222	2-2	1.000	1	5	6/3.0	5	9-0	1	3	0	12/6.0
Mejri, S	1-0	14:33	3-6	0.500	0-0	0.000	0-0	0.000	6	4	10/10.0	1	3-0	1	1	1	6/6.0
Warney, J	1-0	8:00	2-4	0.500	0-0	0.000	1-2	0.500	3	1	4/4.0	0	1-0	0	0	0	5/5.0
Collinsworth, K	3-0	71:10	6-17	0.353	1-3	0.333	1-5	0.200	11	14	25/8.3	8	7-0	2	3	3	14/4.7
Kleber, M	4-1	43:04	8-13	0.615	0-5	0.000	1-2	0.500	0	5	5/1.3	4	8-0	1	2	0	17/4.3
Motley, J	3-0	9:21	2-5	0.400	0-0	0.000	2-6	0.333	1	5	6/2.0	1	1-0	0	1	1	6/2.0
Withey, J	1-0	8:52	1-2	0.500	0-0	0.000	0-0	0.000	0	2	2/2.0	0	0-0	0	0	0	2/2.0
Finney-Smith, D	1-1	15:50	0-1	0.000	0-1	0.000	0-0	0.000	1	0	1/1.0	1	1-0	0	2	0	0/0.0
MAVERICKS	4-20	960:00	137-353	0.388	43-128	0.336	50-73	0.685	46	149	230/57.5	96	83-0	22	52	8	367/91.8
ROCKETS	4-20	960:00	148-326	0.454	62-188	0.330	62-92	0.674	23	161	217/54.3	73	83-0	34	45	19	420/105.0

HOUSTON VS. DALLAS 2017-2018

PLAYER	GP-GS	MIN	FGM-FGA	FG%	3FG-FGA	FG%	FTM-FTA	FT%	OFF	DEF	TOT/AVG	AST	PF-DQ	STL	TO	BLK	PTS/AVG
Harden, J	3-3	97:26	25-54	0.463	16-36	0.444	15-18	0.833	1	13	14/4.7	25	7-0	5	9	2	81/27.0
Paul, C	3-3	95:44	21-45	0.467	9-22	0.409	10-12	0.833	0	20	20/6.7	25	8-0	5	6	0	61/20.3
Gordon, E	4-2	109:45	22-49	0.449	13-33	0.394	10-12	0.833	1	9	10/2.5	6	9-0	1	5	2	67/16.8
Capela, C	4-4	108:04	20-29	0.690	0-0	0.000	9-20	0.450	7	35	42/10.5	2	8-0	3	3	7	49/12.3
Johnson, J	1-0	26:32	5-9	0.556	0-1	0.000	2-2	1.000	0	5	5/5.0	2	3-0	0	1	0	12/12.0
Ariza, T	3-3	97:03	12-34	0.353	7-28	0.250	3-4	0.750	0	9	9/3.0	4	7-0	5	3	2	34/11.3
Hilarrio, N	2-0	26:58	9-9	1.000	0-0	0.000	3-5	0.600	1	6	7/3.5	1	7-0	0	2	0	21/10.5
Green, G	3-0	44:03	9-24	0.375	7-19	0.368	0-2	0.000	0	7	7/2.3	1	3-0	1	0	0	25/8.3
Mbah a Moute	4-1	109:53	8-23	0.348	2-16	0.125	2-3	0.667	2	9	11/2.8	2	8-0	4	6	0	20/5.0
Anderson, R	3-2	70:31	4-15	0.267	3-12	0.250	3-4	0.750	2	18	20/6.7	1	3-0	1	1	1	14/4.7
Tucker, P	4-2	91:48	5-15	0.333	4-11	0.364	2-2	1.000	1	13	14/3.5	2	6-0	6	2	0	16/4.0
Jackson, D	1-0	17:15	2-5	0.400	0-3	0.000	0-0	0.000	2	3	5/5.0	2	1-0	1	2	0	4/4.0
Black, T	3-0	46:57	4-7	0.571	0-0	0.000	3-8	0.375	6	10	16/5.3	0	11-0	2	0	4	11/3.7
Brown, B	1-0	5:26	1-3	0.333	1-3	0.333	0-0	0.000	0	0	0/0.0	0	0-0	0	1	0	3/3.0
Williams, T	1-0	3:59	1-4	0.250	0-3	0.000	0-0	0.000	0	1	1/1.0	0	1-0	0	0	0	2/2.0
Qi, Z	1-0	7:24	0-1	0.000	0-1	0.000	0-0	0.000	0	3	3/3.0	0	1-0	0	1	1	0/0.0
Brown, M	1-0	1:12	0-0	0.000	0-0	0.000	0-0	0.000	0	0	0/0.0	0	0-0	0	0	0	0/0.0
ROCKETS	4-20	960:00	148-326	0.454	62-188	0.330	62-92	0.674	23	161	217/54.3	73	83-0	34	45	19	420/105.0
MAVERICKS	4-20	960:00	137-353	0.388	43-128	0.336	50-73	0.685	46	149	230/57.5	96	83-0	22	52	8	367/91.8

2018-19 vs Mavericks

Nov. 28 at Houston

Dec. 8 at Dallas

Feb. 11 at Houston

Mar. 10 at Dallas

2017-18 Season

65-17 (.793)

First in Southwest

Playoffs

Defeated Minnesota, 4-1

Defeated Utah, 4-1

Lost to Golden State, 4-3



Date	Site	W/L	Score	Date	Site	W/L	Score	Date	Site	W/L	Score	Date	Site	W/L	Score	Date	Site	W/L	Score
10/29/80	HOU	L	103-109	2/24/86	HOU	L	105-110	12/19/92	HOU	L	93-112	12/30/00	DAL	L	99-114	11/10/09	DAL	W	121-103
11/11/80	DAL	L	94-105	11/12/86	DAL	W	114-85	2/3/93	DAL	L	102-119	3/3/01	DAL	W	100-95	11/25/09	HOU	W	130-99
11/29/80	HOU	L	90-115	1/10/87	HOU	L	96-106	3/5/93	DAL	L	86-105	4/3/01	HOU	W	109-97	12/18/09	DAL	L	94-99
1/2/81	DAL	L	120-124*	2/16/87	HOU	L	100-105	4/24/93	HOU	W	128-123	11/17/01	HOU	L	87-124	12/31/09	HOU	L	90-81
2/4/81	HOU	L	68-116	3/14/87	DAL	W	118-109	12/18/93	HOU	L	93-104	1/22/02	HOU	W	113-107	11/29/10	DAL	W	101-91
3/24/81	DAL	L	111-114*	4/15/87	DAL	W	113-107	1/5/94	DAL	L	102-114	1/31/02	DAL	W	95-91	1/27/11	DAL	W	111-106
12/12/81	HOU	L	97-101	4/17/87	HOU	L	99-121	3/13/94	DAL	L	93-100	4/11/02	DAL	L	95-98 *	2/12/11	HOU	W	106-102
12/18/81	DAL	L	93-112	12/26/87	DAL	W	105-100	4/21/94	HOU	L	100-126	11/21/02	DAL	W	103-90	4/11/11	HOU	W	98-91*
2/23/82	HOU	L	95-105	1/4/88	HOU	L	107-117	4/22/94	DAL	W	107-95	1/21/03	DAL	W	107-86	3/24/12	HOU	W	101-99*
2/27/82	DAL	W	108-105*	1/30/88	DAL	L	92-108	1/3/95	DAL	L	98-110	1/29/03	HOU	W	104-81	3/27/12	DAL	W	90-81
3/30/82	HOU	L	95-99	2/25/88	HOU	W	108-106	1/5/95	HOU	L	99-108	2/21/03	HOU	W	100-85	4/18/12	DAL	W	117-110
4/11/82	DAL	W	109-97	3/4/88	DAL	W	118-110	2/28/95	DAL	W	102-101	11/13/03	DAL	W	97-86	12/8/12	HOU	W	116-109
11/2/82	HOU	W	113-103	4/19/88	HOU	W	104-96	3/11/95	HOU	L	102-109	2/21/04	DAL	W	97-88	1/16/13	DAL	W	105-100
11/3/82	DAL	W	102-101	11/5/88	HOU	W	114-113*	4/11/95	HOU	W	156-147**	3/7/04	HOU	L	98-101	3/3/13	HOU	L	103-136
1/29/83	DAL	W	119-113	11/30/88	DAL	L	89-101	12/30/95	DAL	L	102-105	4/14/04	HOU	W	92-89	3/6/13	DAL	W	112-108
3/1/83	HOU	W	123-115	1/4/89	HOU	L	98-110	2/13/96	HOU	L	106-121	12/2/04	DAL	W	113-106*	11/1/13	HOU	L	105-113
3/15/83	HOU	W	123-115	2/18/89	DAL	L	94-105	3/27/96	DAL	W	117-114	12/11/04	HOU	W	102-78	11/20/13	DAL	W	123-120
4/6/83	DAL	L	99-101	3/10/89	HOU	L	87-96	4/13/96	HOU	L	111-112	1/12/05	DAL	L	114-124	12/23/13	HOU	W	111-104
11/12/83	HOU	L	98-100	4/16/89	DAL	L	112-114*	1/17/97	DAL	L	78-88	3/6/05	HOU	L	69-90	1/29/14	DAL	L	115-117
11/30/83	DAL	W	113-102	12/2/89	HOU	W	106-103	3/1/97	HOU	L	80-89	11/22/05	DAL	W	102-93	11/22/14	HOU	L	92-95
1/3/84	HOU	W	119-117	1/27/90	HOU	W	99-92	3/9/97	DAL	L	83-88	1/18/06	HOU	W	103-76	1/28/15	HOU	L	94-99
2/2/84	HOU	L	107-123	1/31/90	DAL	W	98-91	4/18/97	HOU	L	102-112*	3/15/06	HOU	W	95-81	2/20/15	DAL	W	111-100
2/22/84	DAL	W	112-106	3/10/90	HOU	L	95-105	12/6/97	DAL	L	106-108	3/21/06	DAL	W	88-72	4/2/15	DAL	L	101-108
3/23/84	DAL	W	116-104	4/20/90	DAL	W	121-120	1/13/98	HOU	L	87-100	11/4/06	HOU	L	76-107	11/14/15	HOU	W	110-98
10/27/84	DAL	L	111-121	12/8/90	DAL	L	107-113	3/10/98	HOU	L	91-97	1/16/07	DAL	W	109-96	12/4/15	DAL	L	96-100
10/30/84	HOU	L	84-106	3/7/91	HOU	L	90-122	3/21/98	DAL	L	95-103	2/9/07	DAL	W	95-74	1/24/16	HOU	L	104-115
11/24/84	DAL	W	113-95	4/3/91	HOU	L	86-102	2/11/99	DAL	L	95-105	2/15/07	HOU	W	80-77	4/6/16	DAL	W	88-86
12/15/84	HOU	L	115-117	4/19/91	DAL	W	113-107	3/24/99	DAL	L	78-88	11/5/07	DAL	W	107-98	10/28/16	DAL	L	98-106
2/19/85	HOU	W	124-115	11/12/91	DAL	L	92-98	4/21/99	HOU	W	109-95	11/21/07	HOU	W	100-94	10/30/16	HOU	L	92-93
4/6/85	DAL	L	127-139**	12/23/91	HOU	W	105-85	4/29/99	HOU	W	91-81	12/15/07	HOU	W	96-83	12/10/16	HOU	L	87-109
11/9/85	DAL	L	110-115	2/15/92	DAL	W	103-99	11/16/99	DAL	W	114-95	3/6/08	DAL	L	98-113	12/27/16	DAL	L	107-123
11/16/85	HOU	L	117-122	3/10/92	HOU	L	93-116	11/23/99	HOU	L	99-119	10/30/08	DAL	L	102-112	10/21/17	HOU	L	91-107
12/12/85	HOU	L	120-123	4/11/92	HOU	W	99-92	1/17/00	DAL	L	111-121	11/19/08	HOU	W	96-86	1/24/18	DAL	L	97-104
1/19/86	DAL	W	131-96	4/17/92	DAL	W	109-106	4/13/00	HOU	L	102-111	2/20/09	HOU	L	86-93	2/11/18	HOU	L	97-104
2/21/86	DAL	L	104-111	12/5/92	DAL	L	96-117	12/5/00	HOU	L	102-109	4/15/09	DAL	W	95-84	3/11/18	DAL	L	82-105

*overtime

SERIES INFORMATION & NOTES

- Overall Series** Houston leads 94-81
- Games in Dallas** Dallas leads 46-42
- American Airlines Center** Dallas leads 22-12
- Reunion Arena** Houston 30-24
- Games in Houston** Houston leads 52-35
- Current Series Streak** Houston won last eight
- in Dallas** Houston won last four
- in Houston** Houston won last five

DALLAS

- Last Home Win** 88-86 (4/6/16)
- Last Road Win** 110-98 (11/14/15)
- Largest Margin of Victory** 35 (131-96, 1/19/86)
- High Point Total** 156 (2OT) (4/11/95)
- Low Point Total** 68 (2/4/81)

HOUSTON

- Last Home Win** 104-97 (2/11/18)
- Last Road Win** 105-82 (3/11/18)
- Largest Margin of Victory** 48 (116-68, 2/4/81)
- High Point Total** 147 (2OT) (4/11/95)
- Low Point Total** 72 (3/21/06)

Series scoring record vs Houston
Dirk Nowitzki (53 on 12/2/04)

Series scoring record vs Dallas
Tracy McGrady (48 on 12/2/04)

The Rockets have taken eight straight and 10 of the last 11 matchups with the Mavericks...Dirk Nowitzki became the 13th player in NBA history to reach the 26,000-point mark versus Houston on 1/29/14...two of the top individual performances of the 2004-05 season took place on 12/2/04 when Dirk Nowitzki poured in a career-high 53 points while Tracy McGrady recorded a 48-point effort in Dallas' 113-106 overtime win...Dallas recorded a franchise-high 20 steals against the Rockets on 3/7/04 in a 101-98 loss...on 4/11/95, the Mavericks' 156-147 double-overtime victory was the top team scoring game in club history and also the top opponent scoring game vs. Dallas...the Mavs' 128 field goal attempts were also a team record...3-point records also fell in the game as Dallas (15-31) and Houston (13-33) combined to set NBA records for 3-pointers attempted (64) and made (28).



INDIANA PACERS



Owner, Chairman & CEO Herbert Simon

Owner/Alternate NBA Governor Steve Simon

President of Basketball Operations Kevin Pritchard

Head Coach Nate McMillan

Assistant Coaches Bill Bayno, Dan Burke, Popeye Jones, David McClure

Athletic Trainer Josh Corbeil

Address 125 South Pennsylvania Street, Indianapolis, Ind., 46204

Home Court Bankers Life Fieldhouse (17,923) - 2000

Team Colors Blue and Gold

Television FSN Indiana: Quinn Buckner, Chris Denari, Jeremiah Johnson

Radio 1070 The Fan/93.5 FM: Mark Boyle, Bob Leonard

INDIANA PR STAFF

Director of Media Relations David Benner (dbenner@pacers.com)

Associate Director of Media Relations Krissy Myers (kmyers@pacers.com)

Manager of Public Relations Wes Kaminski (wkaminski@pacers.com)

Phone 317-917-2500

Fax 317-917-2799

DALLAS VS. INDIANA 2017-2018

PLAYER	GP-GS	MIN	FGM-FGA	FG%	3FG-FGA	FG%	FTM-FTA	FT%	OFF	DEF	TOT/AVG	AST	PF-DQ	STL	TO	BLK	PTS/AVG
Barnes, H	2-2	62:19	12-29	0.414	2-11	0.182	8-11	0.727	1	4	5/2.5	3	3-0	1	4	0	34/17.0
McDermott, D	1-0	16:21	5-8	0.625	4-4	1.000	1-1	1.000	1	1	2/2.0	1	3-0	0	1	1	15/15.0
Matthews, W	2-2	63:46	10-21	0.476	4-13	0.308	1-1	1.000	1	5	6/3.0	4	4-0	4	2	1	25/12.5
Barea, J	2-0	46:59	9-17	0.529	3-8	0.375	2-2	1.000	0	2	2/1.0	16	2-0	1	4	0	23/11.5
Ferrell, Y	2-0	61:22	8-13	0.615	3-7	0.429	3-4	0.750	0	6	6/3.0	5	3-0	2	1	1	22/11.0
Powell, D	2-1	55:21	9-16	0.563	0-1	0.000	4-5	0.800	2	15	17/8.5	1	7-0	1	1	0	22/11.0
Nowitzki, D	2-2	51:11	10-20	0.500	2-7	0.286	0-0	0.000	0	14	14/7.0	5	3-0	2	0	1	22/11.0
Smith Jr., D	2-2	57:57	8-20	0.400	2-8	0.250	3-4	0.750	0	7	7/3.5	5	3-0	4	4	0	21/10.5
Harris, D	1-0	22:20	4-8	0.500	1-3	0.333	1-1	1.000	0	3	3/3.0	2	2-0	0	0	1	10/10.0
Mejri, S	2-0	20:01	3-5	0.600	0-0	0.000	2-4	0.500	3	8	11/5.5	2	2-0	1	1	1	8/4.0
Kleber, M	2-1	22:25	2-9	0.222	1-4	0.250	0-0	0.000	3	3	6/3.0	2	1-0	0	1	0	5/2.5
MAVERICKS	2-10	480:00	80-166	0.482	22-66	0.333	25-33	0.758	11	68	88/44.0	46	33-0	16	20	6	207/103.5
PACERS	2-10	480:00	79-166	0.476	15-45	0.333	24-33	0.727	16	73	102/51.0	49	36-0	14	27	8	197/98.5

INDIANA VS. DALLAS 2017-2018

PLAYER	GP-GS	MIN	FGM-FGA	FG%	3FG-FGA	FG%	FTM-FTA	FT%	OFF	DEF	TOT/AVG	AST	PF-DQ	STL	TO	BLK	PTS/AVG
Oladipo, V	1-1	22:57	8-13	0.615	0-3	0.000	5-6	0.833	0	5	5/5.0	4	4-0	1	3	1	21/21.0
Turner, M	2-2	70:46	16-26	0.615	3-5	0.600	5-8	0.625	3	14	17/8.5	2	4-0	3	3	5	40/20.0
Bogdanovic, B	2-2	70:40	13-29	0.448	4-9	0.444	2-3	0.667	3	9	12/6.0	3	3-0	0	4	0	32/16.0
Collison, D	1-1	34:54	5-13	0.385	2-5	0.400	4-4	1.000	1	2	3/3.0	7	1-0	1	1	0	16/16.0
Stephenson, L	2-1	56:04	10-22	0.455	2-9	0.222	0-0	0.000	3	17	20/10.0	9	7-0	2	5	0	22/11.0
Joseph, C	2-1	66:40	9-17	0.529	1-4	0.250	1-1	1.000	0	6	6/3.0	8	7-0	0	2	1	20/10.0
Robinson III, G	1-0	21:04	4-6	0.667	0-2	0.000	2-3	0.667	0	1	1/1.0	3	0-0	1	0	0	10/10.0
Young, T	2-2	70:46	7-22	0.318	1-5	0.200	2-4	0.500	3	12	15/7.5	5	3-0	3	3	0	17/8.5
Sabonis, D	2-0	35:15	4-11	0.364	0-0	0.000	3-4	0.750	2	7	9/4.5	5	5-0	2	3	1	11/5.5
Young, J	2-0	28:32	3-7	0.429	2-3	0.667	0-0	0.000	0	0	0/0.0	3	0-0	1	2	0	8/4.0
Poythress, A	1-0	2:23	0-0	0.000	0-0	0.000	0-0	0.000	1	0	1/1.0	0	2-0	0	1	0	0/0.0
PACERS	2-10	480:00	79-166	0.476	15-45	0.333	24-33	0.727	16	73	102/51.0	49	36-0	14	27	8	197/98.5
MAVERICKS	2-10	480:00	80-166	0.482	22-66	0.333	25-33	0.758	11	68	88/44.0	46	33-0	16	20	6	207/103.5

2018-19 vs Mavericks

Jan. 19 at Indiana

Feb. 27 at Dallas

2017-18 Season

48-34 (.585)

Second in Central

Playoffs

Lost to Cleveland, 4-3



Date	Site	W/L	Score	Date	Site	W/L	Score	Date	Site	W/L	Score
1/24/81	IND	L	89-107	2/28/93	IND	L	96-110	12/26/05	DAL	W	102-80
2/27/81	DAL	L	111-118	2/17/94	DAL	L	73-84	1/4/07	DAL	W	100-91
2/6/82	IND	W	95-89	2/22/94	IND	L	101-107	1/12/07	IND	W	115-113
3/7/82	DAL	L	106-108	1/6/95	DAL	W	103-92	11/23/07	IND	L	107-111
1/25/83	IND	W	134-126	2/26/95	IND	L	92-100	3/14/08	DAL	W	116-97
3/17/83	DAL	W	120-105	12/22/95	IND	L	79-90	11/25/08	DAL	W	109-106
12/14/83	DAL	W	117-109	1/9/96	DAL	L	84-91	3/20/09	IND	W	94-92
1/21/84	IND	W	118-111	11/12/96	DAL	W	103-82	11/27/09	IND	W	113-92
10/31/84	IND	W	101-100	3/26/97	IND	L	80-104	2/22/10	DAL	W	91-82
3/5/85	DAL	W	108-102	1/10/98	DAL	L	79-84	1/12/11	IND	L	89-102
11/23/85	DAL	W	117-104	2/13/98	IND	W	85-82	3/4/11	DAL	W	116-108
3/24/86	IND	W	126-120	1998-1999	- DID NOT PLAY -			2/3/12	DAL	L	87-98
1/5/87	DAL	L	135-144	2/21/00	IND	L	93-94	11/16/12	IND	L	83-103
1/17/87	IND	W	119-115**	3/14/00	DAL	W	111-90	3/28/13	DAL	L	87-103
12/23/87	IND	W	110-109	11/2/00	DAL	W	94-88	2/12/14	IND	W	81-73
1/13/88	DAL	W	110-108	12/13/00	IND	L	92-97	3/9/14	DAL	W	105-94
3/31/89	IND	W	105-102	1/12/02	DAL	W	111-102	11/24/14	DAL	L	100-111
4/10/89	DAL	L	103-110	2/5/02	IND	W	141-140**	3/29/15	IND	L	99-104
1/2/90	DAL	W	110-106	11/28/02	IND	L	98-110	12/16/15	IND	L	81-107
2/23/90	IND	W	102-91	12/17/02	DAL	W	118-97	3/12/16	DAL	L	105-112
2/5/91	DAL	W	114-109	1/9/04	DAL	L	80-92	10/26/16	IND	L	121-130*
2/27/91	IND	W	108-104	3/24/04	IND	L	99-103	12/9/16	DAL	W	111-103
11/27/91	DAL	W	113-106	1/8/05	DAL	W	121-101	12/27/17	IND	W	98-94
12/13/91	IND	L	108-124	2/4/05	IND	L	94-95	2/26/18	DAL	W	109-103
2/5/93	DAL	W	105-104	12/6/05	IND	W	84-75				

*overtime

SERIES INFORMATION & NOTES

Overall Series Dallas leads 42-31

Games in Dallas Dallas leads 25-12

American Airlines Center Dallas leads 12-5

Reunion Arena Dallas 13-7

Games in Indiana Indiana leads 19-17

Current Series Streak Dallas won last three

in Dallas Dallas won last two

in Indiana Dallas won last game

DALLAS

Last Home Win 109-103 (2/26/18)

Last Road Win 98-94 (12/27/17)

Largest Margin of Victory 22 (102-80, 12/26/06)

High Point Total 141 (2OT) (2/5/02)

Low Point Total 73 (2/17/94)

INDIANA

Last Home Win 130-121 (OT) (10/26/16)

Last Road Win 112-105 (3/12/16)

Largest Margin of Victory 26 (107-81, 12/16/15)

High Point Total 144 (1/5/87)

Low Point Total 73 (2/12/14)

Series scoring record vs Indiana

Dirk Nowitzki (43 on 1/12/07)

Mark Aguirre (43 on 1/25/83)

Series scoring record vs Dallas

Butch Carter (42 on 1/25/83)

Dallas has taken the last three meetings with Indiana (after the Pacers won the previous five)...on 12/16/15, the Pacers defeated the Mavericks by 26 (107-81), the largest margin of victory in the all-time series... Indiana snapped a seven-game road losing streak with a win in Dallas on 2/3/12..Jason Kidd moved past Dale Ellis (1,719) and into third place on the all-time 3-point field goals made list with a trey at the 7:48 mark of the third period at Indiana on 1/12/11...on 11/28/02, Indiana handed the Mavs their first loss of the 2002-03 season as Dallas (14-1) fell one win shy of the best start in NBA history...on 1/8/05 the Mavericks shot a franchise-high field goal percentage for a half (.743)...on 2/13/98, the Mavericks (24) and Pacers (34) combined to set an NBA record-low in a half for two teams, scoring a mere 58 points in the first half...on 1/17/87, former Maverick James Donaldson played 51 minutes in the 119-115 double-overtime loss to the Pacers without a turnover, a Mavericks team record.



LOS ANGELES CLIPPERS



Owner Steve Ballmer

President of Basketball Operations Lawrence Frank

General Manager Michael Winger

Head Coach Glenn "Doc" Rivers

Assistant Coaches Rex Kalamian, Sam Cassell, Brenden O'Connor, Armond Hill, Casey Hill, John Welch

Athletic Trainer Jasen Powell

Address 6951 South Centinela Ave. Playa Vista, Calif., 90094

Home Court STAPLES Center (19,060) - 1999

Team Colors Red, White and Blue

Television FS Prime Ticket: Ralph Lawler, TBD

Radio LA Sports (570 AM): Brian Sieman

L.A. CLIPPERS PR STAFF

Director of Basketball Communications Dennis Rogers (drogers@clippers.com)

Basketball Communications Coordinator Brandon Ehrlich (behrlich@clippers.com)

Phone 310-862-6000

Fax 310-862-6029

DALLAS VS. L.A. CLIPPERS 2017-2018

PLAYER	GP-GS	MIN	FGM-FGA	FG%	3FG-FGA	FG%	FTM-FTA	FT%	OFF	DEF	TOT/AVG	AST	PF-DQ	STL	TO	BLK	PTS/AVG
Matthews, W	3-3	85:44	15-33	0.455	11-21	0.524	3-3	1.000	1	4	5/1.7	12	6-0	1	2	3	44/14.7
Harris, D	3-1	60:23	10-18	0.556	6-10	0.600	17-19	0.895	1	5	6/2.0	6	9-0	2	3	1	43/14.3
Smith Jr., D	3-3	86:15	16-40	0.400	5-14	0.357	5-9	0.556	1	9	10/3.5	10	12-1	1	17	1	42/14.0
Nowitzki, D	3-3	71:16	14-28	0.500	8-15	0.533	5-5	1.000	1	16	17/5.7	4	2-0	1	3	3	41/13.7
Barea, J	3-0	65:38	12-29	0.414	6-13	0.462	5-5	1.000	0	9	9/3.0	18	5-0	1	5	0	35/11.7
Barnes, H	2-2	60:03	8-21	0.381	2-5	0.400	4-5	0.800	2	12	14/7.0	4	4-0	2	3	0	22/11.0
Ferrell, Y	3-1	78:12	11-33	0.333	4-18	0.222	0-0	0.000	0	11	11/3.7	3	7-0	2	4	0	26/8.7
Kleber, M	3-1	62:54	6-12	0.500	2-6	0.333	3-4	0.750	6	8	14/4.7	2	6-0	3	1	0	17/5.7
Powell, D	3-1	66:59	5-16	0.313	0-8	0.000	6-8	0.750	7	15	22/7.3	6	6-0	3	7	2	16/5.3
Noel, N	1-0	16:54	1-3	0.333	0-0	0.000	2-2	1.000	2	2	4/4.0	0	2-0	0	0	0	4/4.0
Mejri, S	3-0	47:07	3-7	0.429	0-0	0.000	3-4	0.750	7	5	12/4.0	1	3-0	1	2	5	9/3.0
Cleveland, A	1-0	7:52	1-3	0.333	0-0	0.000	1-2	0.500	2	1	3/3.0	0	2-0	0	1	0	3/3.0
Withey, J	2-0	10:43	2-5	0.400	1-3	0.333	0-0	0.000	1	2	3/1.5	0	1-0	0	1	2	5/2.5
Jones, J	1-0	0:00	0-0	0.000	0-0	0.000	0-0	0.000	0	0	0/0.0	0	0-0	0	0	0	0/0.0
MAVERICKS	3-15	720:00	104-248	0.419	45-113	0.398	54-66	0.818	31	99	153/51.0	66	65-1	17	51	17	307/102.3
CLIPPERS	3-15	720:00	113-251	0.450	29-77	0.377	50-64	0.781	23	103	155/51.7	71	56-0	27	40	14	305/101.7

L.A. CLIPPERS VS. DALLAS 2017-2018

PLAYER	GP-GS	MIN	FGM-FGA	FG%	3FG-FGA	FG%	FTM-FTA	FT%	OFF	DEF	TOT/AVG	AST	PF-DQ	STL	TO	BLK	PTS/AVG
Gullinari, D	2-2	59:56	14-23	0.609	7-12	0.583	7-7	1.000	1	10	11/5.5	6	3-0	1	1	0	42/21.0
Griffin, B	1-1	28:15	7-12	0.583	2-4	0.500	4-4	1.000	0	6	6/6.0	7	1-0	1	2	0	20/20.0
Harris, T	1-1	35:01	9-20	0.450	1-5	0.200	0-2	0.000	0	5	5/5.0	2	3-0	3	1	0	19/19.0
Williams, L	3-1	84:28	14-39	0.359	4-12	0.333	18-19	0.947	0	8	8/2.7	18	0-0	1	6	0	50/16.7
Rivers, A	2-2	54:29	11-27	0.407	3-7	0.429	3-3	1.000	1	2	3/1.5	5	4-0	1	3	2	28/14.0
Bradley, A	1-1	27:28	6-10	0.600	0-3	0.000	0-0	0.000	1	2	3/3.0	2	2-0	3	1	0	12/12.0
Jordan, D	3-3	88:19	13-19	0.684	0-0	0.000	7-12	0.583	9	30	39/13.0	3	5-0	2	6	6	33/11.0
Beverley, P	1-1	23:28	2-5	0.400	2-5	0.400	2-2	1.000	0	1	1/1.0	3	2-0	3	0	0	8/8.0
Wilson, J	1-0	14:28	3-5	0.600	2-4	0.500	0-0	0.000	2	0	2/2.0	1	1-0	0	0	0	8/8.0
Johnson, W	3-1	70:36	6-16	0.375	2-7	0.286	5-6	0.833	1	7	8/2.7	4	8-0	2	1	1	19/6.3
Harrell, M	3-1	52:24	9-14	0.643	0-0	0.000	0-2	0.000	4	12	16/5.3	3	5-0	2	1	3	18/6.0
Thornwell, S	2-0	38:33	4-10	0.400	1-4	0.250	3-5	0.600	1	0	1/0.5	4	5-0	1	0	1	12/6.0
Williams, C	1-0	22:07	3-6	0.500	0-0	0.000	0-0	0.000	0	1	1/1.0	2	2-0	1	1	0	6/6.0
Dekker, S	3-0	32:13	5-16	0.313	3-5	0.600	0-0	0.000	2	5	7/2.3	2	4-0	0	5	0	13/4.3
Evans, J	2-0	25:37	3-13	0.231	1-3	0.333	1-2	0.500	0	5	5/2.5	1	2-0	0	4	0	8/4.0
Wallace, T	1-0	13:41	2-5	0.400	0-0	0.000	0-0	0.000	0	1	1/1.0	2	4-0	1	2	0	4/4.0
Teodosic, M	1-1	21:51	1-6	0.167	1-5	0.200	0-0	0.000	1	1	2/1.0	6	0-0	0	2	0	3/3.0
Reed, W	2-0	16:52	1-3	0.333	0-0	0.000	0-0	0.000	0	6	6/3.0	0	2-0	1	1	1	2/1.0
Johnson, B	2-0	10:14	0-2	0.000	0-1	0.000	0-0	0.000	0	1	1/0.5	0	3-0	4	2	0	0/0.0
Martjanovic, B	1-0	00:00	0-0	0.000	0-0	0.000	0-0	0.000	0	0	0/0.0	0	0-0	0	0	0	0/0.0
CLIPPERS	3-15	720:00	113-251	0.450	29-77	0.377	50-64	0.781	23	103	155/51.7	71	56-0	27	40	14	305/101.7
MAVERICKS	3-15	720:00	104-248	0.419	45-113	0.398	54-66	0.818	31	99	153/51.0	66	65-1	17	51	17	307/102.3

2018-19 vs Mavericks

Dec. 2 at Dallas

Dec. 20 at Los Angeles

Jan. 22 at Dallas

Feb. 25 at Los Angeles

2017-18 Season

42-20 (.512)

Second in Pacific

Playoffs

Did not qualify



Date	Site	W/L	Score	Date	Site	W/L	Score	Date	Site	W/L	Score	Date	Site	W/L	Score	Date	Site	W/L	Score
11/4/80	DAL	L	102-116	4/11/87	LA	W	129-100	11/17/95	LA	L	90-101	3/14/03	LA	W	101-88	3/27/14	DAL	L	103-109
12/12/80	DAL	W	112-109*	11/18/87	DAL	W	97-87	1/30/96	DAL	W	105-101	1/20/05	DAL	W	99-77	4/3/14	LA	W	113-107
12/18/80	SD	L	92-102	1/18/88	LA	W	99-87	3/14/96	LA	L	96-110	1/24/05	LA	L	87-97	1/10/15	LA	L	100-120
1/18/81	SD	L	109-115	1/22/88	DAL	W	110-87	4/6/96	DAL	W	101-96	3/2/05	LA	L	92-101	2/9/15	DAL	L	98-115
3/1/81	DAL	W	99-91	2/14/88	LA	W	110-100	11/21/96	DAL	W	105-94	1/20/06	LA	W	101-81	3/13/15	DAL	W	129-99
12/3/81	SD	L	111-113	3/18/88	LA	W	106-98	12/10/96	LA	W	100-95	2/21/06	DAL	W	93-91	10/29/15	LA	L	88-104
1/7/82	SD	W	113-112	1/25/89	DAL	W	117-98	2/18/97	LA	L	69-87	4/10/06	LA	W	75-73	11/11/15	DAL	W	118-108
1/13/82	DAL	L	102-105	2/6/89	LA	W	129-111	4/14/97	DAL	L	93-99	4/19/06	DAL	L	71-85	3/7/16	DAL	L	90-109
2/3/82	DAL	L	106-113	2/14/89	DAL	W	117-98	12/9/97	DAL	L	92-99	11/8/06	LA	L	85-103	4/10/16	LA	L	91-98
3/13/82	SD	W	126-118	3/22/89	LA	L	112-116	1/3/98	LA	L	88-97	12/22/06	DAL	W	115-83	11/23/16	DAL	L	104-124
12/11/82	DAL	W	124-118	11/8/89	LA	W	123-99	3/5/98	DAL	W	119-109	4/9/07	LA	W	96-86	12/23/16	LA	W	90-88
12/21/82	SD	W	121-118	11/17/89	DAL	W	122-105	3/29/98	LA	L	86-108	12/21/07	DAL	W	102-89	3/23/17	DAL	W	97-95
1/12/83	DAL	W	112-110	12/22/89	DAL	W	101-92	2/20/99	LA	W	105-90	1/12/08	LA	W	95-94	4/5/17	LA	L	101-112
3/13/83	DAL	W	111-102	4/10/90	LA	L	90-98	3/2/99	DAL	W	112-99	3/25/08	DAL	W	103-90	11/1/17	LA	L	98-119
3/24/83	SD	W	118-113	11/28/90	DAL	W	107-88	4/1/99	DAL	W	93-84	3/31/08	LA	W	93-86	12/2/17	DAL	W	108-82
12/11/83	SD	L	116-118	12/5/90	LA	L	89-93	1/27/00	DAL	W	99-90	11/9/08	LA	L	92-103	2/5/18	LA	L	101-104
12/28/83	DAL	W	109-92	1/18/91	DAL	L	112-119*	2/5/00	LA	W	119-106	12/2/08	DAL	W	100-98				
1/6/84	SD	W	123-106	3/29/91	LA	L	96-105	3/28/00	LA	W	112-102	12/28/08	LA	W	98-76				
3/14/84	DAL	W	105-101	11/14/91	DAL	W	95-88	4/8/00	DAL	W	98-96	1/6/09	DAL	W	107-102				
4/10/84	SD	W	116-114	2/4/92	LA	L	80-97	11/13/00	LA	W	90-76	10/31/09	LA	W	93-84				
12/5/84	DAL	L	106-110	3/13/92	LA	L	97-105	12/28/00	DAL	W	105-96	3/23/10	DAL	W	106-96				
12/26/84	DAL	W	124-118	3/18/92	DAL	L	86-117	2/26/01	LA	W	103-92	4/12/10	LA	W	117-94				
1/19/85	LA	W	101-100	11/25/92	DAL	L	112-130	3/11/01	DAL	W	111-93	10/31/10	LA	W	99-83				
4/5/85	DAL	L	122-126*	12/22/92	LA	L	94-108	1/26/02	LA	W	133-112	1/25/11	DAL	W	112-105				
4/14/85	LA	W	96-92	4/4/93	LA	L	115-119	1/29/02	DAL	L	100-117	3/30/11	LA	W	106-100				
11/30/85	DAL	W	124-115	4/20/93	DAL	L	98-107	2/16/02	LA	L	110-119	4/8/11	DAL	W	107-96				
12/10/85	LA	L	118-120	11/18/93	LA	L	84-88	4/4/02	DAL	W	115-90	1/18/12	LA	L	89-91				
1/22/86	DAL	L	118-131	1/23/93	DAL	L	98-105	12/10/02	DAL	W	122-95	2/13/12	DAL	W	96-92				
3/6/86	LA	W	131-113	3/8/94	DAL	L	110-116	1/2/03	DAL	W	102-92	4/2/12	DAL	L	75-94				
4/12/86	LA	L	108-115	3/11/94	LA	L	96-106	1/12/03	LA	W	96-90	12/5/12	LA	L	90-112				
11/4/86	DAL	W	118-86	12/17/94	LA	W	106-87	3/26/03	LA	W	114-107	1/9/13	LA	L	93-99				
11/20/86	LA	W	113-108	1/11/95	DAL	W	98-93	12/10/03	LA	L	99-100	3/26/13	DAL	W	109-102*				
2/14/87	DAL	W	138-107	4/18/95	DAL	W	104-91	12/20/03	DAL	L	105-115	1/3/14	DAL	L	112-119				
3/31/87	DAL	W	118-102	4/23/95	LA	L	102-124	2/24/04	DAL	W	116-91	1/15/14	LA	L	127-129				

* overtime

SERIES INFORMATION & NOTES

- Overall Series** Dallas leads 91-61
- Games in Dallas** Dallas leads 53-23
- American Airlines Center** Dallas leads 21-9
- Reunion Arena** Dallas 32-14
- Games in L.A./San Diego** Series tied 38-38
- Games in L.A.** Los Angeles leads 34-32
- Games in San Diego** Dallas 6-4
- Current Series Streak** Los Angeles won last game in Dallas Dallas won last two in L.A. Los Angeles won last three

DALLAS

- Last Home Win** 108-82 (12/2/17)
- Last Road Win** 90-88 (12/23/16)
- Largest Margin of Victory** 32 (twice)
- High Point Total** 138 (2/14/87)
- Low Point Total** 69 (2/18/97)

L.A. CLIPPERS

- Last Home Win** 104-101 (2/5/18)
- Last Road Win** 124-104 (11/23/16)
- Largest Margin of Victory** 31 (117-86, 3/18/92)
- High Point Total** 131 (1/22/86)
- Low Point Total** 73 (4/10/06)

Series scoring record vs L.A. Clippers

Mark Aguirre (40 on 12/11/83)

Series scoring record vs Dallas

Norm Nixon (39 on 1/19/85)

Los Angeles has taken 16 of the last 24 meetings between the two teams, after Dallas won 16 of the previous 17...Rick Carlisle recorded his 700th career win with Dallas' 108-82 victory over the Clippers on 12/2/17, becoming the 18th coach in NBA history and the third active coach (San Antonio's Gregg Popovich and the Clippers' Doc Rivers) to reach the milestone...by defeating Rivers' Clippers for career win No. 700, Carlisle became the first coach to reach the plateau against a fellow 700-win coach...the Clippers snapped a 10-game losing streak against the Mavericks with a win at L.A. on 1/18/12...on 1/12/08, Jerry Stackhouse sank a 3-pointer with no time on the clock to give Dallas the 95-94 victory... in a 133-110 Maverick victory on 1/26/02, Dirk Nowitzki led five Mavericks who scored 19 or more points with 28.



LOS ANGELES LAKERS



CEO & Controlling Owner Jeanie Buss

President of Basketball Operations Earvin "Magic" Johnson

General Manager Rob Pelinka

Head Coach Luke Walton

Assistant Coaches Brian Shaw, Jesse Mermuys, Brian Keefe, Mark Madsen, Miles Simon

Athletic Trainer Marco Nunez

Address 2275 E. Mariposa Ave., El Segundo, Calif., 90245

Home Court STAPLES Center (18,997) - 1999

Team Colors Purple and Gold

Television Spectrum SportsNet: Bill Macdonald, Stu Lantz, Mike Trudell

Radio 710 AM ESPN Radio: John Ireland, Mychal Thompson

L.A. LAKERS PR STAFF

Director, Media Relations Alison Bogli (abogli@la-lakers.com)

Senior Manager, Media Relations Ta'Nisha Cooper (tcooper@la-lakers.com)

Media Relations Manager Will Patterson (wpatterson@la-lakers.com)

Media Relations Coordinator T.C. Greene (tgroene@la-lakers.com)

Phone 310-426-6000

Fax 310-426-6105

DALLAS VS. L.A. LAKERS 2017-2018

PLAYER	GP-GS	MIN	FGM-FGA	FG%	3FG-FGA	FG%	FTM-FTA	FT%	OFF	DEF	TOT/AVG	AST	PF-DQ	STL	TO	BLK	PTS/AVG
Barnes, H	4-4	122:16	27-61	0.443	7-19	0.368	13-13	1.000	1	21	22/5.5	6	4-0	6	5	1	74/18.5
Matthews, W	3-3	95:00	16-29	0.552	11-20	0.550	6-6	1.000	1	3	4/1.3	10	7-0	2	5	1	49/16.3
Smith Jr., D	4-4	125:54	23-60	0.383	10-28	0.357	8-12	0.667	2	10	12/3.0	22	5-0	4	8	1	64/16.0
Nowitzki, D	4-4	90:12	17-32	0.531	11-19	0.579	7-8	0.875	0	23	23/5.8	4	10-0	1	1	5	52/13.0
Ferrell, Y	4-1	119:52	16-50	0.320	5-24	0.208	6-7	0.857	4	15	19/4.8	12	8-0	6	1	0	43/10.8
Powell, D	4-1	100:06	18-31	0.581	0-3	0.000	5-9	0.556	6	15	21/5.3	6	12-0	5	2	2	41/10.3
Barea, J	3-2	69:16	10-25	0.400	4-11	0.364	3-5	0.600	0	6	6/2.0	18	4-0	2	5	0	27/9.0
Harris, D	1-0	19:02	1-3	0.333	1-3	0.333	6-8	0.750	0	3	3/3.0	1	2-0	0	2	0	9/9.0
McDermott, D	3-0	62:48	9-21	0.429	3-10	0.300	1-1	1.000	1	4	5/1.7	5	3-0	1	4	0	22/7.3
Finney-Smith, D	1-1	20:56	2-5	0.400	1-4	0.250	2-2	1.000	1	1	2/2.0	2	2-0	2	2	0	7/7.0
Noel, N	1-0	20:22	2-3	0.667	0-0	0.000	1-2	0.500	1	5	6/6.0	0	2-0	1	2	0	5/5.0
Kleber, M	4-0	55:18	7-17	0.412	1-6	0.167	3-4	0.750	3	7	10/2.5	1	6-0	2	0	1	18/4.5
Motley, J	1-0	7:41	1-3	0.333	0-1	0.000	1-2	0.500	0	4	4/4.0	0	2-0	0	0	0	3/3.0
Jones, J	1-0	5:18	1-2	0.500	1-1	1.000	0-0	0.000	0	0	0/0.0	0	0-0	0	0	0	3/3.0
Collinsworth, K	3-0	26:14	1-6	0.167	0-2	0.000	3-4	0.750	1	3	4/1.3	4	2-0	0	1	0	5/1.7
Mejri, S	3-0	22:50	1-1	1.000	0-0	0.000	2-2	1.000	2	5	7/2.3	2	6-0	0	0	2	4/1.3
Harrison, A	1-0	21:55	0-5	0.000	0-5	0.000	0-0	0.000	0	0	0/0.0	1	4-0	0	0	0	0/0.0
MAVERICKS	4-20	985:00	152-354	0.429	55-156	0.353	67-85	0.788	23	125	179/44.8	94	79-0	32	42	13	426/106.5
LAKERS	4-20	985:00	173-349	0.496	46-126	0.365	65-92	0.707	40	167	244/61.0	110	89-1	25	63	11	457/114.3

L.A. LAKERS VS. DALLAS 2017-2018

PLAYER	GP-GS	MIN	FGM-FGA	FG%	3FG-FGA	FG%	FTM-FTA	FT%	OFF	DEF	TOT/AVG	AST	PF-DQ	STL	TO	BLK	PTS/AVG
Randle, J	4-4	134:13	35-53	0.660	0-0	0.000	17-24	0.708	11	35	46/11.5	21	15-1	1	18	0	87/21.8
Thomas, I	2-0	56:06	12-24	0.500	6-15	0.400	9-9	1.000	0	3	3/1.5	10	7-0	3	8	0	39/19.5
Clarkson, J	1-0	30:28	9-18	0.500	1-4	0.250	0-0	0.000	0	3	3/3.0	4	0-0	0	2	0	19/19.0
Kuzma, K	4-0	127:00	24-49	0.490	8-23	0.348	4-10	0.400	6	26	32/8.0	10	9-0	3	8	3	60/15.0
Lopez, B	4-4	103:14	20-46	0.435	6-19	0.316	8-12	0.667	2	14	16/4.0	13	9-0	2	1	2	54/13.5
Ingram, B	4-4	102:17	21-37	0.568	6-9	0.667	6-8	0.750	2	20	22/5.5	15	10-0	4	8	3	54/13.5
Caldwell-Pope	4-4	141:11	18-34	0.529	7-17	0.412	10-15	0.667	3	23	26/6.5	8	9-0	7	6	0	53/13.3
Ball, L	3-2	84:33	10-28	0.357	5-16	0.313	1-2	0.500	6	12	18/6.0	18	2-0	1	3	0	26/8.7
Hart, J	3-2	74:52	9-22	0.409	4-12	0.333	1-2	0.500	2	12	14/4.7	3	7-0	2	3	0	23/7.7
Wear, T	1-0	15:19	2-3	0.667	1-2	0.500	0-0	0.000	0	2	2/2.0	1	1-0	0	0	0	5/5.0
Zubac, I	3-0	27:23	6-7	0.857	0-0	0.000	2-2	1.000	3	6	9/3.0	2	4-0	1	1	2	14/4.7
Ennis, T	3-0	25:54	4-12	0.333	2-5	0.400	0-0	0.000	0	4	4/1.3	2	5-0	1	2	0	10/3.3
Caruso, A	2-0	15:58	1-6	0.167	0-4	0.000	3-4	0.750	0	1	1/0.5	3	2-0	0	1	1	5/2.5
Brewer, C	2-0	22:29	1-3	0.333	0-0	0.000	2-2	1.000	2	0	2/1.0	0	5-0	0	1	0	4/2.0
Nance Jr., L	1-0	19:27	1-6	0.167	0-0	0.000	0-0	0.000	3	4	7/7.0	0	4-0	0	0	0	2/2.0
Bryant, T	1-0	4:36	0-1	0.000	0-0	0.000	2-2	1.000	0	2	2/2.0	0	0-0	0	0	0	2/2.0
LAKERS	4-20	985:00	173-349	0.496	46-126	0.365	65-92	0.707	40	167	244/61.0	110	89-1	25	63	11	457/114.3
MAVERICKS	4-20	985:00	152-354	0.429	55-156	0.353	67-85	0.788	23	125	179/44.8	94	79-0	32	42	13	426/106.5

2018-19 vs Mavericks

Oct. 31 at Los Angeles

Nov. 30 at Los Angeles

Jan. 7 at Dallas

2017-18 Season

35-47 (.427)

Third in Pacific

Playoffs

Did not qualify



Date	Site	W/L	Score	Date	Site	W/L	Score	Date	Site	W/L	Score	Date	Site	W/L	Score	Date	Site	W/L	Score
11/7/80	DAL	L	102-126	12/5/86	LA	L	104-112	3/10/94	LA	L	101-106	3/17/02	LA	L	103-105	2/24/10	DAL	W	101-96
11/16/80	LA	L	102-110	12/20/86	DAL	W	130-119	3/23/94	DAL	L	109-112	3/19/02	DAL	W	114-98	1/19/11	DAL	W	109-100
12/9/80	DAL	L	92-103	1/24/87	DAL	W	132-117	11/23/94	LA	L	106-118	11/19/02	DAL	W	98-72	3/12/11	DAL	L	91-96
2/15/81	LA	L	99-107	2/2/87	LA	W	103-99	12/13/94	DAL	L	108-115	12/6/02	LA	L	103-105	3/31/11	LA	L	82-110
3/17/81	DAL	L	109-114	11/20/87	LA	L	116-119	4/5/95	DAL	W	130-111	4/3/03	DAL	L	89-100	1/16/12	LA	L	70-73
11/8/81	LA	L	111-121	1/6/88	LA	L	89-103	4/16/95	LA	L	111-125	4/8/03	LA	L	93-109	2/22/12	DAL	L	91-96
11/24/81	DAL	L	110-125	3/6/88	DAL	L	97-108	11/15/95	LA	L	97-114	10/28/03	LA	L	93-109	3/21/12	DAL	L	93-109
3/14/82	LA	L	116-138	3/12/88	LA	W	110-101	2/16/96	LA	L	114-119	12/4/03	DAL	L	103-114	4/15/12	LA	L	108-112*
3/19/82	DAL	L	106-112	4/20/88	DAL	L	107-114	2/23/96	DAL	L	88-114	12/12/03	LA	W	110-93	10/30/12	LA	W	99-91
3/23/82	LA	W	118-116	11/4/88	DAL	L	113-116	4/16/96	DAL	L	95-113	1/22/04	DAL	W	106-87	11/24/12	DAL	L	89-115
11/17/82	DAL	W	118-117	1/20/89	LA	L	99-115	1/20/97	LA	L	99-109	1/5/05	DAL	W	118-104	2/24/13	DAL	L	99-103
12/19/82	LA	L	108-110	1/29/89	DAL	L	93-118	1/28/97	DAL	L	83-102	3/4/05	LA	L	103-108	4/2/13	LA	L	81-101
2/2/83	DAL	W	122-120	3/17/89	LA	L	103-106	3/4/97	DAL	L	92-102	3/10/05	DAL	L	95-100	11/5/13	DAL	W	123-104
2/17/83	DAL	L	110-127	11/3/89	DAL	L	98-102	4/6/97	LA	L	80-87	4/17/05	LA	W	114-112	1/7/14	DAL	W	110-97
3/20/83	LA	L	110-117	11/12/89	LA	L	98-107	11/11/97	DAL	L	96-118	12/12/05	DAL	L	106-109	4/4/14	LA	W	107-95
11/5/83	DAL	W	107-102	3/7/90	DAL	L	91-103	12/14/97	LA	L	89-119	12/20/05	LA	L	90-112	11/21/14	DAL	W	140-106
11/9/83	LA	L	106-120	4/9/90	LA	L	106-113	4/14/98	DAL	L	95-111	2/7/06	DAL	W	102-87	2/26/14	DAL	W	102-98
12/2/83	LA	W	133-118	11/16/90	DAL	W	99-86	4/17/98	LA	L	95-124	12/13/06	DAL	W	110-101	3/8/15	LA	W	100-93
3/9/84	DAL	L	120-121**	12/12/90	LA	W	112-97	2/17/98	LA	L	88-101	1/7/07	L.A.	L	98-101	4/12/15	LA	W	120-106
4/13/84	LA	W	104-103	2/21/91	DAL	L	92-106	3/22/99	DAL	L	93-96	1/18/07	DAL	W	114-95	11/1/15	LA	W	103-93
10/28/84	DAL	W	107-96	4/15/91	LA	L	106-112	5/3/99	LA	L	102-115	3/11/07	L.A.	W	108-72	11/13/15	DAL	W	90-82
1/11/85	DAL	L	102-121	11/2/91	DAL	L	113-114*	11/7/99	LA	L	97-105	1/25/08	DAL	W	112-105	1/26/16	LA	W	92-90
1/18/85	LA	L	92-110	12/8/91	LA	L	88-103	11/9/99	DAL	L	101-123	3/2/08	LA	L	104-108	11/8/16	LA	W	109-97
3/2/85	DAL	L	106-125	1/7/92	DAL	L	80-104	12/27/99	LA	L	106-108	3/18/08	DAL	L	100-102	12/29/16	LA	W	101-89
3/29/85	LA	L	115-120	3/26/92	LA	L	92-115	4/18/00	DAL	W	112-102	4/4/08	LA	L	108-112	1/22/17	DAL	W	122-73
10/29/85	DAL	L	115-133	11/29/92	LA	L	85-114	12/3/00	LA	L	97-99	11/11/08	DAL	L	99-106	3/7/17	DAL	W	122-111
12/8/85	LA	L	119-125	12/16/92	DAL	W	102-95	12/22/00	DAL	L	103-108	11/28/08	LA	L	107-114	1/13/18	DAL	L	101-107*
2/4/86	LA	L	102-110	2/8/93	LA	L	100-108*	2/20/01	DAL	L	109-119	3/15/09	LA	L	100-107	2/10/18	DAL	W	130-123
2/26/86	DAL	L	116-119	4/14/93	DAL	L	99-112	3/30/01	LA	L	89-98	10/30/09	LA	W	94-80	2/23/18	LA	L	102-124
4/13/86	LA	W	127-104	12/1/93	LA	L	91-124	12/5/01	LA	L	94-98	1/3/10	LA	L	96-131	3/28/18	LA	L	93-103
11/18/86	DAL	L	110-114	2/4/94	DAL	L	87-95	2/3/02	DAL	L	94-101	1/13/10	DAL	L	95-100				

* overtime

SERIES INFORMATION & NOTES

- Overall Series** L.A. leads 107-47
- Games in Dallas** L.A. leads 49-28
- American Airlines Center** Dallas leads 18-14
- Reunion Arena** L.A. 35-10
- Games in L.A.** L.A. leads 58-19
- Current Series Streak** L.A. won last two
- in Dallas** Dallas won last game
- in L.A.** L.A. won last two

DALLAS

- Last Home Win** 130-123 (2/10/18)
- Last Road Win** 101-89 (12/29/16)
- Largest Margin of Victory** 49 (122-73, 1/22/17)
- High Point Total** 140 (11/21/14)
- Low Point Total** 70 (1/16/12)

L.A. LAKERS

- Last Home Win** 103-93 (3/28/18)
- Last Road Win** 107-101 (OT) (1/13/18)
- Largest Margin of Victory** 35 (131-96,1/3/10)
- High Point Total** 138 (3/14/82)
- Low Point Total** 72 (twice)

Series scoring record vs L.A. Lakers

Mark Aguirre (42 on 12/2/83)

Series scoring record vs Dallas

Kobe Bryant (62 on 12/20/05)

Los Angeles took the 2017-18 season series with Dallas, 3-1, after the Mavericks won the previous 14 meetings... the Mavericks' 14-game win streak against the Lakers from 11/15/13-3/7/17 was their longest ever win streak against Los Angeles...Dirk Nowitzki passed former Laker great Jerry West (7,160) for sixth place on the NBA's all-time free throws made list against Los Angeles on 1/13/18...Nowitzki became the sixth player in NBA history and the first international player to reach the 30,000-point plateau with a 15-foot baseline jumper over Larry Nance Jr. at the 10:58 mark of the second quarter against the Lakers on 3/7/17 (the basket gave him 20 points for the game and exactly 30,000 for his career)...Nowitzki also eclipsed 20,000 career points against the Lakers on 1/13/10 with a 14-foot jumper over Lamar Odom at the 10:57 mark of fourth quarter...the Mavericks handed the Lakers their most lopsided loss in franchise history on 1/22/17, defeating Los Angeles by 49 points (122-73) at home...with a win at Los Angeles on 11/1/15, Rick Carlisle became the winningest coach in Mavericks history by passing Don Nelson with his 340th victory... Dallas scored a series-high 140 points in a 34-point (140-106) win over the Lakers on 11/21/14...Vince Carter appeared in his 1,000th career game against the Lakers on 11/24/12...Dallas held Los Angeles to just seven points in the third quarter on 1/16/12, which at the time, was a franchise opponent low for points in a period...the Lakers held the Mavericks to 70 points for the game on 1/16/12, which was an all-time series low... Kobe Bryant scored 62 points in 33 minutes on 12/20/05...on 12/12/02, Dallas snapped the Lakers' 26-game home winning streak with a 110-93 victory in L.A....on 12/6/02, Dallas led by as many as 30 points and by 27 heading into the fourth before L.A. rallied back to win...on 4/6/97, the Lakers held the Mavericks to 2 points in the third quarter, an NBA record low.



MEMPHIS GRIZZLIES



Controlling Owner Robert J. Pera

General Manager Chris Wallace

Executive Vice President of Basketball Operations John Hollinger

Head Coach J.B. Bickerstaff

Assistant Coaches Chad Forcier, Jerry Stackhouse, Greg Buckner, Vitaly Potapenko, Nick Van Exel, Adam Mazarei

Athletic Trainer David Crewe

Address 191 Beale Street, Memphis, Tenn., 38103

Home Court FedExForum (17,794) - 2004

Team Colors Memphis Midnight, Beale Street Blue, Smoke Blue and Grizzlies Gold

Television FOX Sports Southeast: Pete Pratica, Brevin Knight, Rob Fischer, Chris Vernon

Radio ESPN Radio (92.9 FM): Eric Hasseltine, Hank McDowell, Elliot Perry, Michael Wallace

MEMPHIS PR STAFF

Director of Communications and Publications Jason Wallace (jwallace@grizzlies.com)

Manager of Communications and Publications Ross Wooden (rwooden@grizzlies.com)

Coordinator of Communications and Publications Maggie Yang (myang@grizzlies.com)

Coordinator of Communications and Publications Geoff Langham (glangham@grizzlies.com)

Phone 901-205-1234

Fax 901-205-1122

DALLAS VS. MEMPHIS 2017-2018

PLAYER	GP-GS	MIN	FGM-FGA	FG%	3FG-FGA	FG%	FTM-FTA	FT%	OFF	DEF	TOT/AVG	AST	PF-DQ	STL	TO	BLK	PTS/AVG
Barnes, H	4-4	140:58	29-65	0.446	4-14	0.286	22-28	0.786	6	27	33/8.3	6	5-0	1	4	0	84/21.0
McDermott, D	1-0	25:12	7-10	0.700	3-4	0.750	3-4	0.750	0	7	7/7.0	0	2-0	0	1	1	20/20.0
Smith Jr., D	3-3	88:12	19-46	0.413	6-17	0.353	1-5	0.200	0	8	8/2.7	17	5-0	3	6	1	45/15.0
Barea, J	4-1	91:13	19-41	0.463	9-20	0.450	6-7	0.857	1	13	14/3.5	24	9-0	3	10	0	53/13.3
Matthews, W	4-4	137:36	14-35	0.400	8-20	0.400	6-8	0.750	1	7	8/2.0	9	9-0	3	5	1	42/10.5
Nowitzki, D	4-4	96:51	16-44	0.364	5-17	0.294	5-5	1.000	2	20	22/5.5	5	6-0	5	4	1	42/10.5
Harris, D	2-0	28:19	7-15	0.467	0-3	0.000	3-6	0.500	0	3	3/1.5	0	5-0	4	1	0	17/8.5
Powell, D	4-1	88:12	9-16	0.563	0-2	0.000	9-11	0.818	8	21	29/7.3	6	8-0	5	2	3	27/6.8
Kleber, M	3-1	50:14	7-16	0.438	2-7	0.286	4-6	0.667	4	11	15/5.0	1	1-0	1	1	1	20/6.7
Ferrell, Y	4-0	103:00	7-26	0.269	2-10	0.200	10-13	0.769	1	8	9/2.3	10	6-0	3	6	1	26/6.5
Noel, N	3-2	43:33	6-11	0.545	0-0	0.000	3-3	1.000	6	7	13/4.3	3	10-0	1	3	1	15/5.0
Finney-Smith, D	2-0	22:34	2-5	0.400	1-3	0.333	2-2	1.000	2	1	3/1.5	0	3-0	1	0	1	7/3.5
Mejri, S	3-0	23:25	2-4	0.500	0-0	0.000	1-2	0.500	4	8	12/4.0	0	3-0	1	0	1	5/1.7
Collinsworth, K	1-0	13:00	0-2	0.000	0-0	0.000	0-0	0.000	0	4	4/4.0	2	1-0	2	0	0	0/0.0
Cleveland, A	1-0	5:09	0-0	0.000	0-0	0.000	0-0	0.000	0	0	0/0.0	1	0-0	0	0	0	0/0.0
Clavell, G	1-0	2:34	0-0	0.000	0-0	0.000	0-0	0.000	0	0	0/0.0	0	1-0	0	0	0	0/0.0
MAVERICKS	4-20	960:00	144-336	0.429	40-117	0.342	75-100	0.750	35	145	212/53.0	84	74-0	33	44	12	403/100.8
GRIZZLIES	4-20	960:00	130-310	0.419	36-112	0.321	68-85	0.800	30	145	202/50.5	76	94-0	25	67	18	364/91.0

MEMPHIS VS. DALLAS 2017-2018

PLAYER	GP-GS	MIN	FGM-FGA	FG%	3FG-FGA	FG%	FTM-FTA	FT%	OFF	DEF	TOT/AVG	AST	PF-DQ	STL	TO	BLK	PTS/AVG
Gasol, M	3-3	104:41	22-46	0.478	7-15	0.467	14-19	0.737	2	32	34/11.3	11	7-0	2	11	1	65/21.7
Conley, M	2-2	66:11	12-28	0.429	5-16	0.313	14-18	0.778	0	6	6/3.0	7	2-0	2	3	0	43/21.5
Evans, T	3-0	77:36	19-33	0.576	6-11	0.545	6-7	0.857	3	16	19/6.3	10	6-0	4	8	1	50/16.7
Green, J	2-2	57:29	8-20	0.400	1-5	0.200	5-5	1.000	4	15	19/9.5	3	7-0	2	1	0	22/11.0
Brooks, D	4-2	115:23	16-35	0.457	5-10	0.500	4-7	0.571	4	11	15/3.8	2	14-0	3	9	1	41/10.3
Martin, J	4-3	100:46	10-28	0.357	4-9	0.444	9-11	0.818	4	12	16/4.0	6	15-0	1	5	9	33/8.3
McLemore, B	2-1	47:53	7-11	0.636	1-3	0.333	1-2	0.500	1	8	9/4.5	3	6-0	1	2	3	16/8.0
Davis, D	2-0	40:33	7-11	0.636	0-0	0.000	2-2	1.000	0	11	11/5.5	1	3-0	0	0	2	16/8.0
Parsons, C	3-1	55:26	9-20	0.450	5-13	0.385	0-0	0.000	0	3	3/1.0	8	4-0	1	0	1	23/7.7
Harrison, A	2-2	41:55	4-13	0.308	0-7	0.000	3-3	1.000	1	1	2/1.0	3	6-0	2	4	0	11/5.5
Rabb, I	1-0	16:34	2-5	0.400	0-0	0.000	1-1	1.000	1	3	4/4.0	1	2-0	0	3	0	5/5.0
Chalmers, M	3-1	79:49	4-24	0.167	2-13	0.154	4-5	0.800	1	12	13/4.3	14	10-0	3	11	0	14/4.7
Simmons, K	1-1	36:13	2-12	0.167	0-1	0.000	0-0	0.000	3	2	5/5.0	4	3-0	1	2	0	4/4.0
Johnson, B	1-0	5:30	2-3	0.667	0-0	0.000	0-0	0.000	1	0	1/1.0	0	0-0	0	0	0	4/4.0
Ennis III, J	3-2	73:56	3-10	0.300	0-5	0.000	4-4	1.000	2	8	10/3.3	3	5-0	3	6	0	10/3.3
Wright, B	2-0	23:13	2-5	0.400	0-0	0.000	1-1	1.000	3	4	7/3.5	0	0-0	0	0	0	5/2.5
Rathan-Mayes	1-0	16:52	1-6	0.167	0-4	0.000	0-0	0.000	0	1	1/1.0	0	4-0	0	1	0	2/2.0
GRIZZLIES	4-20	960:00	130-310	0.419	36-112	0.321	68-85	0.800	30	145	202/50.5	76	94-0	25	67	18	364/91.0
MAVERICKS	4-20	960:00	144-336	0.429	40-117	0.342	75-100	0.750	35	145	212/53.0	84	74-0	33	44	12	403/100.8

2018-19 vs Mavericks

Nov. 19 at Memphis

Mar. 2 at Dallas

Apr. 5 at Dallas

Apr. 7 at Memphis

2017-18 Season

22-60 (.268)

Fifth in Southwest

Playoffs

Did not qualify



Date	Site	W/L	Score	Date	Site	W/L	Score	Date	Site	W/L	Score	Date	Site	W/L	Score
11/7/95	DAL	W	99-88	1/17/02	MEM	W	108-97	1/28/08	MEM	W	103-84	2/5/14	MEM	W	110-96
11/13/95	VAN	W	94-89	2/26/02	DAL	W	104-91	2/8/08	DAL	W	92-81	4/16/14	MEM	L	105-106*
12/28/95	DAL	W	103-101**	3/23/02	DAL	W	111-100	2/22/08	MEM	W	98-83	12/9/14	MEM	L	103-114
3/1/96	VAN	W	119-111	10/30/02	MEM	W	119-108	11/21/08	DAL	W	91-76	1/19/15	MEM	W	103-95
12/7/96	DAL	W	96-85	12/14/02	DAL	W	104-87	12/23/08	DAL	W	100-82	1/27/15	DAL	L	90-109
12/19/96	VAN	W	105-98	2/14/03	MEM	W	110-103	1/4/09	MEM	L	82-102	3/20/15	DAL	L	101-112
2/17/97	VAN	W	100-95	3/1/03	DAL	W	114-87	4/3/09	MEM	L	102-107	11/24/15	MEM	L	96-110
4/12/97	DAL	L	85-96	11/15/03	MEM	L	101-108*	12/4/09	MEM	L	82-98	12/18/15	DAL	W	97-88
10/31/97	VAN	W	90-88	12/27/03	DAL	W	104-98	12/26/09	DAL	W	106-101	2/6/16	MEM	W	114-110*
11/4/97	DAL	W	92-87	2/17/04	MEM	L	92-109	3/31/10	MEM	W	106-102*	4/8/16	DAL	W	103-93
2/2/98	DAL	W	104-90	4/13/04	DAL	W	11-103	4/7/10	DAL	W	110-84	11/18/16	DAL	L	64-80
3/31/98	VAN	W	104-101	11/6/04	DAL	W	112-88	10/29/10	DAL	L	90-91	3/3/17	DAL	W	104-100
2/14/99	VAN	L	92-96	11/27/04	MEM	W	98-85	11/10/10	MEM	W	106-91	3/31/17	MEM	L	90-99
3/13/99	DAL	W	91-74	4/11/05	DAL	W	110-89	1/15/11	MEM	L	70-89	4/12/17	MEM	W	100-93
4/27/99	DAL	W	84-75	4/20/05	MEM	W	108-88	3/6/11	DAL	L	103-104	10/25/17	DAL	W	103-94
12/7/99	DAL	L	95-104	11/26/05	DAL	L	92-112	2/29/12	MEM	L	85-96	10/26/17	MEM	L	91-96
2/6/00	VAN	W	103-99*	12/9/05	MEM	W	90-83	4/4/12	DAL	W	95-85	11/22/17	MEM	W	95-94
4/2/00	VAN	W	100-86	2/1/06	MEM	W	81-80	4/7/12	MEM	L	89-94	3/10/18	DAL	W	114-80
4/16/00	DAL	W	114-106	2/23/06	DAL	W	97-87	12/21/12	MEM	L	92-82				
11/8/00	DAL	L	74-101	11/17/06	MEM	W	115-103	1/12/13	DAL	W	104-83				
11/18/00	VAN	W	91-88	11/18/06	DAL	W	89-94	2/27/13	MEM	L	84-90				
1/25/01	DAL	W	120-83	1/31/07	MEM	W	95-94	4/15/13	DAL	L	97-103				
2/27/01	VAN	W	116-112	2/7/07	DAL	W	113-97	11/2/13	DAL	W	111-99				
11/4/01	MEM	W	94-85	11/17/07	DAL	W	108-105	12/18/13	DAL	W	105-91				

* overtime

SERIES INFORMATION & NOTES

Overall Series Dallas leads 64-26

Games in Dallas Dallas leads 35-10

American Airlines Center Dallas leads 26-7

Reunion Arena Dallas 9-3

Games in Memphis/Vancouver Dallas leads 29-16

Games in Memphis Dallas leads 19-15

Games in Vancouver Dallas 10-1

Current Series Streak Dallas won last two

in Dallas Dallas won last three

in Memphis Dallas won last game

DALLAS

Last Home Win 114-80 (3/10/18)

Last Road Win 95-94 (11/22/17)

Largest Margin of Victory 37 (120-83, 1/25/01)

High Point Total 120 (1/25/01)

Low Point Total 64 (11/18/16)

MEMPHIS

Last Home Win 96-91 (10/26/17)

Last Road Win 80-64 (11/18/16)

Largest Margin of Victory 27 (101-74,11/8/00)

High Point Total 114 (12/9/14)

Low Point Total 74 (2/13/99)

Series scoring record vs Memphis

Dirk Nowitzki (38 on 2/7/07)

Series scoring record vs Dallas

Shareef Abdur-Rahim (36 on 2/6/00 and 2/27/01)

Pau Gasol (36 on 11/26/05)

The Mavericks are 64-26 all-time against the Grizzlies...Harrison Barnes banked in a 30-foot 3-pointer at the buzzer to give Dallas a 95-94 win at Memphis on 11/22/17...Memphis held Dallas to a series-low 64 points in its 80-64 win on 11/18/16...Dirk Nowitzki saw his streak of 82 consecutive free throws made come to an end on 10/29/10...the game vs. Memphis on 3/6/11 marked Dallas' 1,000th consecutive game with at least one 3-point basket...the Mavericks' 13-game winning streak over Memphis ended on 1/4/09 with a 20-point Grizzlies victory...on 12/9/05, Dirk Nowitzki surpassed James Donaldson to become the Mavericks franchise leader in rebounds with 4,590...Nowitzki registered 32 points and 18 rebounds on 11/27/05...the matchup on 3/13/99 took on a historical note...as the Mavericks' A.C. Green tallied his 1,000th consecutive game played, the longest streak in NBA history...in the 3/1/96 win at Vancouver, the Mavericks set an NBA record for 3-point field goals made in a period with nine in the third.



MIAMI HEAT



Managing General Partner Micky Arison

President Pat Riley

Senior Vice President of Basketball Operations/General Manager Andy Elisburg

Head Coach Erik Spoelstra

Assistant Coaches Dan Craig, Juwan Howard, Chris Quinn, Octavio De La Grana

Athletic Trainer Jay Sabol

Address 601 Biscayne Blvd., Miami, Fla., 33132

Home Court AmericanAirlines Arena (19,600) - 2000

Team Colors Red, Yellow, Black and White

Television Fox Sports Sun: Eric Reid, John Crotty, Jason Jackson

Radio The Ticket (790 AM): Mike Inglis, TBA, Ron Rothstein

MIAMI PR STAFF

Vice President, Sports Media Relations Tim Donovan (tim@heat.com)

Senior Director of Sports Media Relations Rob Wilson (rwilson@heat.com)

Director of Sports Media Relations Michael Lissack (mlissack@heat.com)

Sports Media Relations Manager Nick Maiorana (nmaiorana@heat.com)

Sports Media Relations/Basketball Operations Assistant Maddux Burnett (mburnett@heat.com)

Phone 786-777-HEAT

Fax 786-777-1615

DALLAS VS. MIAMI 2017-2018

PLAYER	GP-GS	MIN	FGM-FGA	FG%	3FG-FGA	FG%	FTM-FTA	FT%	OFF	DEF	TOT/AVG	AST	PF-DQ	STL	TO	BLK	PTS/AVG
Barnes, H	2-2	65:53	16-33	0.485	2-8	0.250	6-9	0.667	2	2	4/2.0	2	2-0	0	1	0	40/20.0
Nowitzki, D	2-2	59:21	10-28	0.357	8-21	0.381	2-2	1.000	1	9	10/5.0	4	3-0	1	2	1	30/15.0
Ferrell, Y	2-0	65:47	11-22	0.500	5-9	0.556	2-2	1.000	1	3	4/2.0	5	2-0	2	3	0	29/14.5
Matthews, W	2-2	68:17	9-18	0.500	4-9	0.444	6-6	1.000	1	6	7/3.5	6	5-0	3	2	0	28/14.0
Smith Jr., D	2-2	61:54	6-24	0.250	3-10	0.300	5-6	0.833	1	3	4/2.0	17	6-0	1	7	0	20/10.0
Barea, J	1-0	25:30	3-8	0.375	2-3	0.667	0-0	0.000	0	3	3/3.0	8	3-0	0	0	0	8/8.0
Powell, D	2-0	37:49	6-6	1.000	0-0	0.000	0-0	0.000	3	9	12/6.0	1	3-0	5	1	1	12/6.0
Kleber, M	2-2	23:03	4-7	0.571	1-2	0.500	0-0	0.000	1	0	1/0.5	0	2-0	0	1	0	9/4.5
Mejri, S	2-0	28:59	4-6	0.667	0-0	0.000	0-0	0.000	4	9	13/6.5	1	3-0	2	1	2	8/4.0
Harris, D	2-0	24:49	2-8	0.250	0-2	0.000	0-0	0.000	0	1	1/0.5	1	3-0	0	1	1	4/2.0
Collinsworth, K	2-0	18:39	0-1	0.000	0-0	0.000	1-2	0.500	0	3	3/1.5	3	2-0	1	1	0	1/0.5
MAVERICKS	2-10	480:00	71-161	0.441	25-64	0.391	22-27	0.815	14	48	79/39.5	48	34-0	15	20	5	189/94.5
HEAT	2-10	480:00	80-147	0.544	28-56	0.500	20-25	0.800	13	63	88/44.0	48	34-0	12	29	14	208/104.0

MIAMI VS. DALLAS 2017-2018

PLAYER	GP-GS	MIN	FGM-FGA	FG%	3FG-FGA	FG%	FTM-FTA	FT%	OFF	DEF	TOT/AVG	AST	PF-DQ	STL	TO	BLK	PTS/AVG
Whiteside, H	1-1	26:11	10-15	0.667	0-0	0.000	5-6	0.833	7	7	14/14.0	2	1-0	0	2	1	25/25.0
Richardson, J	2-2	74:28	15-22	0.682	6-10	0.600	2-4	0.500	0	7	7/3.5	8	5-0	3	5	6	38/19.0
Ellington, W	2-0	66:55	13-25	0.520	11-21	0.524	0-0	0.000	0	6	6/3.0	0	3-0	1	1	0	37/18.5
Johnson, T	2-2	66:11	10-18	0.556	4-7	0.571	3-5	0.600	0	10	10/5.0	7	4-0	3	5	0	27/13.5
Dragic, G	1-1	28:27	6-14	0.429	1-2	0.500	0-0	0.000	1	3	4/4.0	3	3-0	1	0	1	13/13.0
Olynyk, K	2-1	47:17	8-19	0.421	5-11	0.455	2-2	1.000	1	9	10/5.0	3	2-0	0	4	1	23/11.5
Adebayo, B	2-1	56:37	7-12	0.583	0-0	0.000	2-2	1.000	3	10	13/6.5	9	4-0	2	3	1	16/8.0
Walton Jr., D	1-0	23:56	2-3	0.667	1-2	0.500	2-2	1.000	0	2	2/2.0	5	0-0	0	0	0	7/7.0
Johnson, J	1-1	28:53	2-4	0.500	0-1	0.000	2-2	1.000	0	0	0/0.0	6	2-0	1	2	2	6/6.0
Winslow, J	1-0	22:43	2-4	0.500	0-1	0.000	2-2	1.000	0	5	5/5.0	1	5-0	0	3	2	6/6.0
Mickey, J	1-0	21:51	3-9	0.333	0-1	0.000	0-0	0.000	1	2	3/3.0	1	4-0	0	1	0	6/6.0
Walters, D	1-1	8:34	2-2	1.000	0-0	0.000	0-0	0.000	0	1	1/1.0	2	1-0	1	1	0	4/4.0
Haslem, U	1-0	7:57	0-0	0.000	0-0	0.000	0-0	0.000	0	1	1/1.0	1	0-0	0	0	0	0/0.0
HEAT	2-10	480:00	80-147	0.544	28-56	0.500	20-25	0.800	13	63	88/44.0	48	34-0	12	29	14	208/104.0
MAVERICKS	2-10	480:00	71-161	0.441	25-64	0.391	22-27	0.815	14	48	79/39.5	48	34-0	15	20	5	189/94.5

2018-19 vs Mavericks

Feb. 13 at Dallas

Mar. 28 at Miami

2017-18 Season

44-38 (.537)

First in Southeast

Playoffs

Lost to Philadelphia, 4-1



Date	Site	W/L	Score	Date	Site	W/L	Score	Date	Site	W/L	Score
11/8/88	DAL	W	92-88	3/7/98	DAL	L	88-94	2/20/10	DAL	W	97-91
12/17/88	MIA	W	104-87	4/7/99	MIA	L	87-93	11/27/10	DAL	W	106-95
2/16/89	DAL	W	93-80	11/11/99	MIA	L	105-128	12/20/10	MIA	W	98-96
2/28/89	MIA	W	111-110*	12/20/99	DAL	L	89-92	12/25/11	DAL	L	94-105
4/2/89	DAL	W	98-96	2/1/01	DAL	W	95-91*	3/29/12	MIA	L	85-106
4/18/89	MIA	W	103-99	3/7/01	MIA	W	96-86	12/20/12	DAL	L	95-110
11/18/89	DAL	W	100-99	11/23/01	MIA	W	104-94	1/2/13	MIA	L	109-119*
3/23/90	MIA	W	106-103	3/2/02	DAL	L	95-109	11/15/13	MIA	L	104-110
11/14/90	MIA	L	93-105	2/15/03	DAL	W	98-92	2/18/14	DAL	L	106-117
3/2/91	DAL	L	103-109	3/7/03	MIA	W	91-89	11/9/14	DAL	L	96-105
12/10/91	DAL	W	114-110*	11/3/03	DAL	W	103-93	1/30/15	MIA	W	93-72
1/25/92	MIA	L	101-103	3/26/04	MIA	L	118-119*	1/1/16	MIA	L	82-106
12/8/92	DAL	L	112-126	11/11/04	MIA	W	113-93	2/3/16	DAL	L	90-93
1/24/93	MIA	L	106-122	2/1/05	DAL	W	109-104	1/19/17	MIA	L	95-99
12/7/93	DAL	L	101-106	11/25/05	MIA	W	103-90	2/27/17	DAL	W	96-89
3/17/94	MIA	L	98-115	2/9/06	DAL	W	112-76	12/22/17	MIA	L	101-113
11/15/94	MIA	L	102-115	1/21/07	MIA	W	99-93	1/29/18	DAL	L	88-95
1/14/95	DAL	L	77-84	2/22/07	DAL	W	112-100				
11/28/95	MIA	L	89-111	1/4/08	DAL	W	94-89				
3/12/96	DAL	L	118-125	3/16/08	MIA	W	98-73				
11/9/96	DAL	L	84-91	1/31/09	MIA	W	111-96				
12/4/96	MIA	L	79-101	4/1/09	DAL	W	98-96				
2/26/98	MIA	L	72-91	12/11/09	MIA	W	106-93				

* overtime

SERIES INFORMATION & NOTES

Overall Series Miami leads 32-31

Games in Dallas Dallas leads 16-15

American Airlines Center Dallas leads 10-7

Reunion Arena Miami 8-6

Games in Miami Miami leads 17-15

Current Series Streak Miami won last two

in Dallas Miami won last game

in Miami Miami won last three

DALLAS

Last Home Win 96-89 (2/27/17)

Last Road Win 93-72 (1/30/15)

Largest Margin of Victory 36 (112-76, 2/9/06)

High Point Total 118 (twice)

Low Point Total 72 (2/26/98)

MIAMI

Last Home Win 113-101 (12/22/17)

Last Road Win 95-88 (1/29/18)

Largest Margin of Victory 24 (106-82, 1/1/16)

High Point Total 128 (11/11/99)

Low Point Total 73 (3/16/08)

Series scoring record vs Miami

Dirk Nowitzki (41 on 11/11/04)

Series scoring record vs Dallas

LeBron James (42 on 2/18/14)

After dropping 14 straight to Dallas from 11/11/04-12/20/10, Miami has since gone 12-2 against the Mavericks...Dirk Nowitzki registered a Mavericks series-high 41 points on 11/11/04...on 2/1/01, the Mavericks broke the then-longest losing streak in professional sports with a 95-91 win over the Heat... that broke a streak of 16 consecutive wins for Miami... later in the season, the Mavericks won in Miami for the first time in 11 years in their first appearance in AmericanAirlines Arena...the win also marked the Mavs' first season series sweep of the Heat since the 1989-90 season...Dallas won the first eight games of the all-time series and nine of the first 11.



MILWAUKEE BUCKS



Owners Wes Edens, Marc Lasry, Jamie Dinan & Mike Fascitelli

General Manager Jon Horst

Head Coach Mike Budenholzer

Assistant Coaches Darvin Ham, Taylor Jenkins, Charles Lee, Ben Sullivan, Patrick St. Andrews

Athletic Trainer Scott Faust

Address 1111 Vel R. Phillips Ave., Milwaukee, Wis., 53203

Home Court Fiserv Forum (17,500) - 2018

Team Colors Good Land Green, Cream City Cream, Great Lakes Blue and Bucks Black

Television FS Wisconsin: Jim Paschke, Marques Johnson, Steve Novak, Katie George

Radio WTMJ (620 AM): Ted Davis, Dennis Krause

MILWAUKEE PR STAFF

Senior Vice President of Communications and Broadcast Barry Baum (bbaum@bucks.com)

Vice President of Communications Dan Smyczek (dsmyczek@bucks.com)

Manager of Communications Hilary Dickinson (hdickinson@bucks.com)

Communications Coordinator Eric Kohlbeck (ekohlbeck@bucks.com)

Phone 414-227-0500

Fax 414-489-2119

DALLAS VS. MILWAUKEE 2017-2018

PLAYER	GP-GS	MIN	FGM-FGA	FG%	3FG-FGA	FG%	FTM-FTA	FT%	OFF	DEF	TOT/AVG	AST	PF-DQ	STL	TO	BLK	PTS/AVG
Matthews, W	2-2	71:11	19-29	0.655	11-15	0.733	2-2	1.000	0	6	6/3.0	9	3-0	2	2	0	51/25.5
Barnes, H	2-2	69:48	12-28	0.429	2-6	0.333	10-10	1.000	1	14	15/7.5	5	3-0	1	6	0	36/18.0
Barea, J	2-0	52:25	7-18	0.389	4-9	0.444	10-13	0.769	1	6	7/3.5	13	4-0	2	6	0	28/14.0
Powell, D	2-0	54:33	8-13	0.615	1-4	0.250	6-7	0.857	5	13	18/9.0	0	4-0	0	1	0	23/11.5
Ferrell, Y	2-1	55:15	8-12	0.667	4-6	0.667	1-2	0.500	0	6	6/3.0	5	7-0	0	1	0	21/10.5
Nowitzki, D	2-2	53:00	6-18	0.333	3-8	0.375	3-3	1.000	1	11	12/6.0	5	5-0	3	3	0	18/9.0
Harris, D	2-0	43:25	3-14	0.214	3-8	0.375	4-5	0.800	0	4	4/2.0	3	5-0	3	2	0	13/6.5
Kleber, M	2-2	33:23	5-9	0.556	0-1	0.000	2-3	0.667	2	3	5/2.5	1	7-0	0	1	1	12/6.0
Smith Jr., D	1-1	21:51	2-8	0.250	1-4	0.250	0-0	0.000	0	4	4/4.0	2	3-0	1	4	1	5/5.0
Noel, N	1-0	3:10	1-2	0.500	0-0	0.000	0-0	0.000	1	2	3/3.0	1	0-0	0	1	0	2/2.0
Cleveland, A	2-0	10:44	1-1	1.000	0-0	0.000	0-0	0.000	0	2	2/1.0	1	2-0	1	0	1	2/1.0
Mejri, S	2-0	8:04	1-1	1.000	0-0	0.000	0-0	0.000	0	3	3/1.5	0	4-0	0	0	1	2/1.0
Withney, J	1-0	3:10	0-1	0.000	0-1	0.000	0-0	0.000	0	0	0/0.0	0	1-0	0	0	0	0/0.0
MAVERICKS	2-10	480:00	73-154	0.474	29-62	0.468	38-45	0.844	11	74	105/52.5	45	48-0	13	29	4	213/106.5
BUCKS	2-10	480:00	64-153	0.418	14-49	0.286	46-65	0.708	15	63	91/45.5	33	49-0	18	22	11	188/94.0

MILWAUKEE VS. DALLAS 2017-2018

PLAYER	GP-GS	MIN	FGM-FGA	FG%	3FG-FGA	FG%	FTM-FTA	FT%	OFF	DEF	TOT/AVG	AST	PF-DQ	STL	TO	BLK	PTS/AVG
Middleton, K	2-2	70:35	19-30	0.633	8-13	0.615	8-8	1.000	0	1	1/0.5	5	8-0	1	3	0	54/27.0
Antetokounmpo	2-2	82:48	15-39	0.385	1-2	0.500	20-25	0.800	7	21	28/14.0	5	10-0	5	7	2	51/25.5
Bledsoe, E	2-2	56:47	8-27	0.296	1-9	0.111	13-14	0.929	1	7	8/4.0	8	5-0	4	3	2	30/15.0
Brogdon, M	2-0	73:07	8-19	0.421	1-7	0.143	1-1	1.000	0	4	4/2.0	7	6-0	2	2	0	18/9.0
Snell, T	1-1	32:53	3-6	0.500	2-5	0.400	0-0	0.000	0	3	3/3.0	0	3-0	0	1	1	8/8.0
Henson, J	2-2	41:35	3-6	0.500	0-0	0.000	3-13	0.231	1	8	9/4.5	2	5-0	1	1	1	9/4.5
Maker, T	2-0	51:15	3-9	0.333	0-2	0.000	0-0	0.000	5	10	15/7.5	2	3-0	1	3	3	6/3.0
Liggins, D	2-0	37:58	2-7	0.286	0-3	0.000	1-2	0.500	0	6	6/3.0	3	6-0	4	1	0	5/2.5
Bolomboy, J	1-0	3:10	1-1	1.000	0-0	0.000	0-2	0.000	1	0	1/1.0	0	1-0	0	1	0	2/2.0
Terry, J	1-0	2:42	1-1	1.000	0-0	0.000	0-0	0.000	0	0	0/0.0	0	0-0	0	0	1	2/2.0
Vaughn, R	2-0	13:56	1-5	0.200	1-5	0.200	0-0	0.000	0	0	0/0.0	1	1-0	0	0	1	3/1.5
Payton II, G	2-1	10:04	0-2	0.000	0-2	0.000	0-0	0.000	0	3	3/1.5	0	1-0	0	0	0	0/0.0
Wilson, D	1-0	3:10	0-1	0.000	0-1	0.000	0-0	0.000	0	0	0/0.0	0	0-0	0	0	0	0/0.0
BUCKS	2-10	480:00	64-153	0.418	14-49	0.286	46-65	0.708	15	63	91/45.5	33	49-0	18	22	11	188/94.0
MAVERICKS	2-10	480:00	73-154	0.474	29-62	0.468	38-45	0.844	11	74	105/52.5	45	48-0	13	29	4	213/106.5

2018-19 vs Mavericks

Jan. 21 at Milwaukee

Feb. 8 at Dallas

2017-18 Season

44-38 (.537)

Third in Central

Playoffs

Lost to Boston, 4-3



Date	Site	W/L	Score	Date	Site	W/L	Score	Date	Site	W/L	Score	Date	Site	W/L	Score
12/27/80	MIL	L	96-112	11/11/92	DAL	L	116-124	3/11/05	MIL	W	112-110	11/18/17	DAL	W	111-79
2/17/81	DAL	L	106-114	3/2/93	MIL	L	86-120	11/29/05	MIL	L	111-113*	12/8/17	MIL	L	102-109
1/20/82	DAL	W	109-104	12/3/93	DAL	L	106-107	1/16/06	DAL	W	114-95	* overtime			
2/5/82	MIL	L	92-117	12/22/93	MIL	L	86-96	2/13/07	MIL	W	99-93				
12/30/82	MIL	L	99-111	1/31/95	MIL	L	105-107	3/28/07	DAL	W	105-103				
3/4/83	DAL	L	102-108	3/28/95	DAL	W	114-93	11/24/07	MIL	L	95-97				
12/16/83	MIL	L	105-110	11/9/95	DAL	W	104-94	2/6/08	DAL	W	107-96				
2/24/84	DAL	L	88-95	2/6/96	MIL	L	111-114	1/21/09	MIL	L	99-133				
11/20/84	DAL	W	109-108	11/19/96	MIL	L	97-100	2/25/09	DAL	W	116-96				
12/18/84	MIL	L	96-110	2/20/97	DAL	L	99-101	11/16/09	MIL	W	115-113*				
12/21/85	MIL	L	107-132	11/22/97	DAL	L	62-83	1/26/10	DAL	W	108-107				
2/19/86	DAL	L	107-124	12/30/97	MIL	L	98-105*	12/13/10	DAL	L	99-103				
1/16/87	MIL	W	124-122*	1998-1999	- DID NOT PLAY -			1/1/11	MIL	L	87-99				
1/30/87	DAL	W	133-117	12/5/99	MIL	L	97-103	1/13/12	DAL	W	102-76				
12/13/87	MIL	W	113-99	2/15/00	DAL	L	99-112	2/26/13	DAL	L	90-95				
1/23/88	DAL	W	113-97	10/31/00	DAL	W	97-93	3/12/13	MIL	W	115-108				
12/23/88	MIL	L	101-113	1/11/01	MIL	L	94-102	11/9/13	MIL	W	91-83				
3/13/89	DAL	L	95-111	12/20/01	DAL	W	113-101	12/14/13	DAL	W	106-93				
2/22/90	MIL	L	97-109	3/26/02	MIL	W	112-106*	12/3/14	MIL	W	107-105				
4/1/90	DAL	W	86-72	12/30/02	DAL	L	107-110	12/7/14	DAL	W	125-102				
12/21/90	DAL	W	103-89	2/12/03	MIL	L	114-120	12/28/15	DAL	W	103-93				
1/3/91	MIL	L	87-97	12/30/03	DAL	W	103-93	1/8/16	MIL	L	95-96				
11/9/91	MIL	L	95-111	1/2/04	MIL	L	101-109	11/6/16	DAL	W	86-75*				
1/22/92	DAL	W	118-116	1/2/05	DAL	W	123-104	4/2/17	MIL	W	109-105				

SERIES INFORMATION & NOTES

Overall Series Milwaukee leads 39-34

Games in Dallas Dallas leads 24-13

American Airlines Center Dallas leads 14-3

Reunion Arena Tied 10-10

Games in Milwaukee Milwaukee leads 26-10

Current Series Streak Milwaukee won last game in Dallas

Dallas won last five in Milwaukee

DALLAS

Last Home Win 111-79 (11/18/17)

Last Road Win 109-105 (4/2/17)

Largest Margin of Victory 32 (111-79, 11/18/17)

High Point Total 133 (1/30/87)

Low Point Total 62 (11/22/97)

MILWAUKEE

Last Home Win 109-102 (12/8/17)

Last Road Win 95-90 (2/26/13)

Largest Margin of Victory 34 (twice)

High Point Total 133 (1/21/09)

Low Point Total 72 (4/1/90)

Series scoring record vs Milwaukee

Dirk Nowitzki (40 on 12/30/02)

Series scoring record vs Dallas

Terry Cummings (39 on 1/16/87)

The Mavericks beat the Bucks by 32 (111-79) on 11/18/17, marking their largest margin of victory over Milwaukee...Dallas won 9-of-10 against Milwaukee before dropping the most recent showdown 109-102 on 12/8/17...on 11/6/16, the Mavericks outscored the Bucks 12-1 in overtime en route to an 86-75 win...the Mavericks set new franchise records for fewest points allowed in an overtime game (75) and an overtime period (1)...the Bucks broke the Mavericks' season-high 12-game winning streak during the 2010-11 season with a victory at Dallas on 12/13/10...it also ended Milwaukee's seven-game losing streak at American Airlines Center...Dirk Nowitzki recorded his first career triple-double on 2/6/08...the Mavericks scored 99 points in a win on 2/13/07 that broke a streak of 10 straight games where Dallas scored 100+ points over the Bucks...Dallas snapped a 12-game road losing streak against the Bucks with a 112-106 triumph at the Bradley Center on 3/26/02... Milwaukee held the Mavericks to a team record-low 62 points in the Bucks' 83-62 win on 11/22/97 in Dallas...Dirk Nowitzki scored 40 points in a loss to the Bucks on 12/30/02.



MINNESOTA TIMBERWOLVES



Owner Glen Taylor
President of Basketball Operations/Head Coach Tom Thibodeau
General Manager Scott Layden
Assistant Coaches Malik Allen, Andy Greer, Larry Greer, Ed Pinckney, Ryan Saunders
Athletic Trainer Gregg Farnam
Address 600 Hennepin Avenue, Suite 300, Minneapolis, Minn., 55403
Home Court Target Center (18,978) - 1990
Team Colors Blue, Green and Silver
Television FS North: Dave Benz, Jim Petersen
Radio WCCO (830 AM): Alan Horton

MINNESOTA PR STAFF

Vice President of Communications Brad Ruter (bruter@timberwolves.com)
Basketball Communications Senior Manager Aaron Seehusen (aseehusen@timberwolves.com)
Basketball Communications & Publications Manager Dan Bell (dbell@timberwolves.com)
Basketball Communications Manager Alex King (aking@timberwolves.com)
Basketball Communications Coordinator Sara Perez (sperez@timberwolves.com)
Phone 612-673-1600
Fax 612-673-1699

DALLAS VS. MINNESOTA 2017-2018

PLAYER	GP-GS	MIN	FGM-FGA	FG%	3FG-FGA	FG%	FTM-FTA	FT%	OFF	DEF	TOT/AVG	AST	PF-DQ	STL	TO	BLK	PTS/AVG
Barnes, H	4-4	129:37	30-63	0.476	5-14	0.357	8-9	0.889	6	11	17/4.3	6	6-0	3	5	0	73/18.3
Smith Jr., D	3-3	78:53	18-43	0.419	4-11	0.364	3-4	0.750	2	9	11/3.7	12	7-0	4	10	0	43/14.3
Barea, J	3-0	61:48	12-27	0.444	3-12	0.250	10-12	0.833	0	6	6/2.0	14	4-0	0	5	0	37/12.3
Ferrell, Y	4-1	104:38	19-41	0.463	5-16	0.313	0-1	0.000	1	13	14/3.5	11	9-0	2	6	0	43/10.8
Nowitzki, D	4-4	97:07	16-35	0.457	5-15	0.333	2-2	1.000	0	21	21/5.3	4	8-0	2	2	1	39/9.8
Harris, D	3-0	51:36	10-19	0.526	3-7	0.429	6-8	0.750	2	2	4/1.3	6	10-0	2	6	0	29/9.7
Matthews, W	3-3	97:36	11-38	0.289	5-18	0.278	0-0	0.000	0	7	7/2.3	8	3-0	1	1	1	27/9.0
McDermott, D	1-0	13:40	3-6	0.500	2-2	1.000	0-0	0.000	0	1	1/1.0	0	0-0	0	1	0	8/8.0
Kleber, M	4-2	107:18	11-22	0.500	5-14	0.357	3-4	0.750	3	14	17/4.3	4	7-0	0	4	5	30/7.5
Finney-Smith, D	1-1	26:03	2-8	0.250	1-5	0.200	0-0	0.000	0	3	3/3.0	2	0-0	0	3	0	5/5.0
Powell, D	4-1	60:28	5-12	0.417	1-3	0.333	2-3	0.667	7	8	15/3.8	7	10-0	2	4	0	13/3.3
Clavell, G	1-0	9:52	1-3	0.333	1-3	0.333	0-0	0.000	0	0	0/0.0	0	1-0	0	0	0	3/3.0
Noel, N	3-0	45:16	4-8	0.500	0-0	0.000	0-0	0.000	5	13	18/6.0	1	2-0	1	1	3	8/2.7
Mejri, S	3-1	34:26	2-4	0.500	0-1	0.000	2-2	1.000	4	7	11/3.7	4	6-0	1	2	3	6/2.0
Cleveland, A	2-0	24:47	2-6	0.333	0-0	0.000	0-0	0.000	0	4	4/2.0	0	4-0	3	0	2	4/2.0
Harrison, A	1-0	14:53	1-4	0.250	0-2	0.000	0-0	0.000	0	2	2/2.0	2	1-0	0	0	0	2/2.0
Withey, J	1-0	2:03	0-1	0.000	0-1	0.000	0-0	0.000	0	0	0/0.0	0	0-0	0	0	0	0/0.0
MAVERICKS	4-20	960:00	147-340	0.432	40-124	0.323	36-45	0.800	30	121	172/43.0	81	78-0	21	51	15	370/92.5
TIMBERWOLVES	4-20	960:00	153-318	0.481	38-98	0.388	69-83	0.831	36	149	209/52.3	93	70-0	31	57	17	413/103.3

MINNESOTA VS. DALLAS 2017-2018

PLAYER	GP-GS	MIN	FGM-FGA	FG%	3FG-FGA	FG%	FTM-FTA	FT%	OFF	DEF	TOT/AVG	AST	PF-DQ	STL	TO	BLK	PTS/AVG
Towns, K	4-4	151:29	34-64	0.531	6-20	0.300	21-23	0.913	13	42	55/13.8	9	13-0	5	11	2	95/23.8
Butler, J	3-3	111:49	18-43	0.419	5-13	0.385	6-7	0.857	0	21	21/7.0	16	6-0	4	4	0	47/15.7
Wiggins, A	4-4	149:58	23-58	0.397	4-14	0.286	10-16	0.625	2	13	15/3.8	7	9-0	6	7	4	60/15.0
Crawford, J	4-0	81:09	24-41	0.585	6-13	0.462	6-6	1.000	0	8	8/2.0	4	3-0	3	6	0	60/15.0
Teague, J	4-4	122:11	18-39	0.462	7-18	0.389	6-6	1.000	2	12	14/3.5	27	12-0	3	14	3	49/12.3
Gibson, T	4-4	129:42	14-27	0.519	0-1	0.000	12-13	0.923	12	24	36/9.0	7	6-0	4	4	3	40/10.0
Bjelica, N	3-1	62:21	7-12	0.583	5-7	0.714	0-0	0.000	2	8	10/3.3	4	6-0	1	2	3	19/6.3
Jones, T	4-0	69:07	7-14	0.500	4-7	0.571	3-4	0.750	0	5	5/1.3	10	4-0	1	3	1	21/5.3
Dieng, G	4-0	57:15	4-12	0.333	0-1	0.000	3-4	0.750	3	13	16/4.0	6	7-0	2	3	1	11/2.8
Muhammad, S	2-0	17:35	2-5	0.400	0-3	0.000	1-2	0.500	1	2	3/1.5	1	3-0	1	1	0	5/2.5
Brooks, A	2-0	3:12	1-2	0.500	0-1	0.000	0-0	0.000	0	0	0/0.0	1	1-0	0	0	0	3/1.5
Georges-Hunt	2-0	2:32	1-1	1.000	0-0	0.000	0-0	0.000	1	0	1/0.5	1	0-0	1	0	0	2/1.0
Aldrich, C	1-0	1:41	0-0	0.000	0-0	0.000	1-2	0.500	0	1	1/1.0	0	0-0	0	0	0	1/1.0
TIMBERWOLVES	4-20	960:00	153-318	0.481	38-98	0.388	69-83	0.831	36	149	209/52.3	93	70-0	31	57	17	413/103.3
MAVERICKS	4-20	960:00	147-340	0.432	40-124	0.323	36-45	0.800	30	121	172/43.0	81	78-0	21	51	15	370/92.5

2018-19 vs Mavericks
 Oct. 20 at Dallas
 Jan. 11 at Minnesota
 Apr. 3 at Dallas

2017-18 Season
 47-35 (.573)
 Fourth in Northwest

Playoffs
 Lost to Houston, 4-1



Date	Site	W/L	Score	Date	Site	W/L	Score	Date	Site	W/L	Score	Date	Site	W/L	Score
11/24/89	DAL	W	99-89	4/7/95	DAL	W	111-94	3/10/03	DAL	L	83-92	3/24/11	DAL	W	104-96
12/13/89	MIN	W	90-87	12/23/95	MIN	L	98-111	3/30/03	MIN	W	119-95	1/1/12	MIN	L	82-99
2/8/90	DAL	W	90-77	2/3/96	DAL	L	96-105	11/29/03	DAL	W	92-88	1/25/12	DAL	L	90-105
2/25/90	MIN	W	87-82	2/5/96	MIN	L	92-104	12/18/03	MIN	L	109-114	2/10/12	MIN	W	104-97
3/30/90	DAL	L	82-84	3/25/96	DAL	L	84-110	1/3/04	DAL	W	199-112	11/12/12	DAL	L	82-90
11/2/90	MIN	L	85-98	11/14/96	MIN	L	90-100	3/3/04	MIN	L	97-121	12/15/12	MIN	L	106-114*
11/20/90	DAL	L	91-92*	1/30/97	DAL	L	82-92	11/22/04	DAL	L	82-83	1/14/13	DAL	W	113-98
1/2/91	MIN	L	95-115	2/27/97	DAL	L	105-107**	12/7/04	MIN	W	97-87	3/10/13	MIN	W	100-77
2/26/91	MIN	L	94-100	4/16/97	MIN	W	92-77	3/13/05	MIN	W	102-93	11/8/13	MIN	L	108-116
4/17/91	DAL	W	102-100	1/17/98	DAL	L	110-113*	3/15/05	DAL	L	91-100	11/30/13	DAL	L	106-112
11/6/91	MIN	W	97-94	2/15/98	MIN	L	99-105*	12/18/05	DAL	W	102-95	12/30/13	MIN	W	100-98
11/30/91	DAL	W	79-78	3/3/98	MIN	W	110-99	1/4/06	MIN	L	78-91	3/19/14	DAL	L	122-123*
2/21/92	DAL	W	109-94	3/23/98	DAL	W	91-87	1/7/06	DAL	W	83-79	11/15/14	DAL	W	131-117
2/26/92	MIN	L	105-106	3/30/99	MIN	L	78-98	11/27/06	DAL	W	93-87	12/10/14	MIN	W	98-75
4/3/92	DAL	L	95-104	4/5/99	MIN	L	93-100	2/3/07	DAL	W	94-93	2/2/15	DAL	W	100-94
11/10/92	MIN	L	104-118	4/15/99	DAL	W	101-95	2/27/07	MIN	W	91-65	1/10/16	MIN	W	93-87
12/10/92	DAL	L	88-111	12/4/99	MIN	W	103-84	4/11/07	MIN	W	105-88	1/20/16	DAL	W	106-94*
1/2/93	MIN	L	71-103	12/18/99	DAL	L	104-108	11/28/07	DAL	W	109-103	2/28/16	DAL	W	128-101
2/26/93	MIN	L	89-99	3/9/00	DAL	L	79-100	1/6/08	MIN	W	101-78	4/3/16	MIN	W	88-78
4/23/93	DAL	W	103-100	4/19/00	MIN	W	113-107	2/24/08	MIN	W	99-83	1/9/17	MIN	L	92-101
11/12/93	MIN	W	115-99	1/10/01	MIN	W	106-86	11/1/08	MIN	W	95-85	1/15/17	DAL	W	96-87
12/23/93	MIN	W	93-89	3/15/01	DAL	W	103-83	12/30/08	DAL	W	107-100	2/24/17	MIN	L	84-97
1/12/94	DAL	L	85-103	3/21/01	MIN	L	97-109	3/31/09	MIN	W	108-88	11/4/17	MIN	L	99-112
2/2/94	MIN	W	92-88	4/18/01	DAL	W	120-100	4/13/09	DAL	W	96-94	11/17/17	DAL	L	87-111
2/8/94	DAL	W	108-105	12/15/01	DAL	W	125-117	11/13/09	MIN	W	89-77	12/10/17	MIN	L	92-97
4/24/94	DAL	W	116-102	12/18/01	MIN	W	107-103	2/5/09	DAL	L	117-108	3/30/18	DAL	L	92-93
11/29/94	DAL	W	84-83	2/19/02	DAL	L	100-117	3/3/10	DAL	W	112-109				
1/27/95	DAL	L	94-102	3/28/02	MIN	L	111-113	3/8/10	MIN	W	125-112				
2/1/95	MIN	W	104-83	1/30/03	DAL	W	112-109	12/1/10	DAL	W	100-86				
3/22/95	MIN	W	99-96	2/11/03	MIN	L	98-100	3/7/11	MIN	W	108-105				

* overtime

SERIES INFORMATION & NOTES

Overall Series Dallas leads 66-50

Games in Dallas Dallas leads 34-24

American Airlines Center Dallas leads 20-11

Reunion Arena Dallas 14-13

Games in Minnesota Dallas leads 32-26

Current Series Streak Minnesota won last five

in Dallas Minnesota won last two

in Minnesota Minnesota won last four

DALLAS

Last Home Win 98-87 (1/15/17)

Last Road Win 88-78 (4/3/16)

Largest Margin of Victory 27 (128-101, 2/28/16)

High Point Total 131 (11/15/14)

Low Point Total 71 (1/2/93)

MINNESOTA

Last Home Win 97-92 (12/10/17)

Last Road Win 93-92 (3/30/18)

Largest Margin of Victory 32 (103-71, 1/2/93)

High Point Total 123 (OT) (3/19/14)

Low Point Total 65 (2/27/07)

Series scoring record vs Minnesota

Dirk Nowitzki (37 on 3/10/03)

Series scoring record vs Dallas

Kevin Love (36 on 12/30/13)

Al Jefferson (36 on 3/8/10)

Chauncey Billups (36 on 2/19/02)

The Timberwolves have taken five straight and six of the last seven meetings with the Mavericks (after Dallas won seven straight and 29-of-37 against Minnesota)...Dallas recorded its largest series win (27 points, 128-101) on 2/28/16...Tyson Chandler set a franchise record for the most rebounds in a period when he pulled down 14 of his game-high 18 rebounds in the third quarter vs. Minnesota on 12/1/10...Rick Carlisle recorded his 400th win as a head coach on 12/1/10...it also marked the 300th win by Dallas at American Airlines Center...Dallas held Minnesota to 65 points on 2/27/07...in the 3/30/90 meeting in Dallas, the Wolves held the Mavericks to a team record-low 61 field goal attempts in the 84-82 Minnesota win...on 11/29/02, Dallas held Minnesota to a Maverick opponent-low eight assists.



NEW ORLEANS PELICANS



Owner Gayle Benson

President Dennis Lauscha

General Manager Dell Demps

Head Coach Alvin Gentry

Assistant Coaches Darren Erman, Chris Finch, Fred Vinson, Kevin Hanson, Mike Penberthy, Joe Boylan

Address 5800 Airline Drive, Metairie, La., 70003

Home Court Smoothie King Center (16,867) - 1999

Team Colors Blue, Gold and Red

Television FS New Orleans: Joel Meyers, David Wesley, Jen Hale

Radio WRNO (99.5 FM): Sean Kelley, John DeShazier

NEW ORLEANS PR STAFF

Senior Vice President of Communications/Broadcasting Greg Bensel (greg.bensel@pelicans.com)

Director of Basketball Communications Matt Ryan (matt.ryan@pelicans.com)

Basketball Communications Manager Will McClaran (will.mcclaran@pelicans.com)

Basketball Communications & Broadcasting Coordinator Chris Trahan (chris.trahan@pelicans.com)

Phone 504-593-4700

Fax 504-324-8151

DALLAS VS. NEW ORLEANS 2017-2018

PLAYER	GP-GS	MIN	FGM-FGA	FG%	3FG-FGA	FG%	FTM-FTA	FT%	OFF	DEF	TOT/AVG	AST	PF-DQ	STL	TO	BLK	PTS/AVG
Smith Jr., D	3-3	91:25	24-54	0.444	7-18	0.389	5-6	0.833	5	13	18/6.0	22	3-0	2	15	0	60/20.0
Barnes, H	4-4	140:20	29-67	0.433	4-16	0.250	14-19	0.737	2	19	21/5.3	8	6-0	1	7	1	76/19.0
Nowitzki, D	4-4	95:17	21-44	0.477	10-19	0.526	10-12	0.833	0	28	28/7.0	5	9-0	0	3	2	62/15.5
Harris, D	2-0	40:58	7-13	0.538	5-9	0.556	8-8	1.000	0	4	4/2.0	2	4-0	1	0	0	27/13.5
Barea, J	4-1	97:33	20-44	0.455	9-20	0.450	1-2	0.500	4	7	11/2.8	26	1-0	2	14	1	50/12.5
Matthews, W	2-2	67:47	10-23	0.435	5-13	0.385	0-0	0.000	2	4	6/3.0	3	6-0	2	0	0	25/12.5
McDermott, D	2-0	64:43	9-19	0.474	3-6	0.500	0-0	0.000	0	5	5/2.5	4	6-0	2	1	0	21/10.5
Ferrell, Y	4-1	95:22	13-32	0.406	5-17	0.294	2-2	1.000	0	8	8/2.0	9	8-0	1	2	1	33/8.3
Powell, D	4-2	74:53	11-15	0.733	1-2	0.500	10-11	0.909	6	16	22/5.5	5	15-0	2	0	0	33/8.3
Collinsworth, K	2-0	36:38	4-9	0.444	1-4	0.250	4-5	0.800	2	4	6/3.0	7	2-0	1	0	0	13/6.5
Mejri, S	3-0	42:37	7-9	0.778	0-0	0.000	2-5	0.400	3	11	14/4.7	1	11-0	0	5	8	16/5.3
Finney-Smith, D	1-1	25:31	2-6	0.333	1-4	0.250	0-0	0.000	0	6	6/6.0	0	2-0	0	0	0	5/5.0
Noel, N	3-1	51:35	5-9	0.556	0-0	0.000	0-0	0.000	8	13	21/7.0	3	4-0	4	1	2	10/3.3
Kleber, M	3-1	26:59	1-6	0.167	0-3	0.000	2-4	0.500	1	2	3/1.0	0	4-0	0	1	0	4/1.3
Hopson, S	1-0	8:23	0-1	0.000	0-0	0.000	1-2	0.500	0	0	0/0.0	1	0-0	0	1	0	1/1.0
MAVERICKS	4-20	960:00	163-351	0.464	51-131	0.389	59-76	0.776	33	140	192/48.0	96	81-0	18	53	15	436/109.0
PELICANS	4-20	960:00	175-356	0.492	37-111	0.333	73-94	0.777	28	149	215/53.8	111	73-0	31	43	16	460/115.0

NEW ORLEANS VS. DALLAS 2017-2018

PLAYER	GP-GS	MIN	FGM-FGA	FG%	3FG-FGA	FG%	FTM-FTA	FT%	OFF	DEF	TOT/AVG	AST	PF-DQ	STL	TO	BLK	PTS/AVG
Davis, A	4-4	154:19	46-81	0.568	3-10	0.300	28-32	0.875	2	37	39/9.8	9	12-0	6	7	8	123/30.8
Cousins, D	2-2	82:27	19-40	0.475	3-14	0.214	11-12	0.917	5	37	42/21.0	15	9-0	3	10	5	52/26.0
Holiday, J	3-3	109:28	22-44	0.500	5-13	0.385	10-11	0.909	3	10	13/4.3	18	3-0	2	3	2	59/19.7
Mirotic, N	2-1	62:18	11-25	0.440	8-16	0.500	2-2	1.000	3	9	12/6.0	4	3-0	1	1	1	32/16.0
Rondo, R	3-3	82:03	16-30	0.533	3-10	0.300	4-8	0.500	0	20	20/6.7	32	6-0	6	5	0	39/13.0
Moore, E	4-4	134:05	19-40	0.475	4-13	0.308	6-10	0.600	3	3	6/1.5	12	9-0	2	4	0	48/12.0
Diallo, C	2-0	47:23	10-17	0.588	0-0	0.000	3-5	0.600	8	21	29/14.5	1	5-0	3	3	0	23/11.5
Allen, T	1-0	18:07	4-9	0.444	1-2	0.500	1-2	0.500	1	2	3/3.0	2	3-0	2	0	0	10/10.0
Clark, I	4-0	77:37	15-31	0.484	3-12	0.250	0-1	0.000	0	1	1/0.3	9	6-0	1	3	0	33/8.3
Nelson, J	2-0	49:28	4-10	0.400	0-3	0.000	4-4	1.000	0	2	2/1.0	2	4-0	2	0	0	12/6.0
Drew II, L	1-0	13:25	2-3	0.667	2-2	1.000	0-0	0.000	1	0	1/1.0	2	1-0	0	0	0	6/6.0
Lemon Jr., W	1-0	8:55	2-4	0.500	1-1	1.000	1-2	0.500	0	1	1/1.0	1	1-0	0	2	0	6/6.0
Miller, D	4-0	68:41	3-15	0.200	3-11	0.273	2-3	0.667	0	4	4/1.0	3	5-0	1	1	0	11/2.8
Cunningham, D	2-1	26:20	1-4	0.250	1-3	0.333	1-2	0.500	1	0	1/0.5	0	5-0	1	0	0	4/2.0
Hill, S	1-1	11:03	1-2	0.500	0-1	0.000	0-0	0.000	0	1	1/1.0	1	0-0	0	0	0	2/2.0
Liggins, D	2-0	6:58	0-0	0.000	0-0	0.000	0-0	0.000	0	1	1/0.5	0	0-0	0	0	0	0/0.0
Okafor, E	1-1	5:11	0-0	0.000	0-0	0.000	0-0	0.000	1	0	1/1.0	0	1-0	1	1	0	0/0.0
Smith, J	1-0	2:13	0-1	0.000	0-0	0.000	0-0	0.000	0	0	0/0.0	0	0-0	0	0	0	0/0.0
PELICANS	4-20	960:00	175-356	0.492	37-111	0.333	73-94	0.777	28	149	215/53.8	111	73-0	31	43	16	460/115.0
MAVERICKS	4-20	960:00	163-351	0.464	51-131	0.389	59-76	0.776	33	140	192/48.0	96	81-0	18	53	15	436/109.0

2018-19 vs Mavericks

Dec. 5 at New Orleans

Dec. 26 at Dallas

Dec. 28 at New Orleans

Mar. 18 at Dallas

2017-18 Season

48-34 (.585)

Second in Southwest

Playoffs

Defeated Portland, 4-0

Lost to Golden State, 4-1



Date	Site	W/L	Score	Date	Site	W/L	Score	Date	Site	W/L	Score
12/26/02	NO	W	83-81	1/14/09	DAL	L	97-104	1/10/14	NO	W	107-90
4/1/03	DAL	W	95-86	3/5/09	NO	L	88-104	1/11/14	DAL	W	110-107
11/11/03	DAL	W	125-97	4/10/09	DAL	W	100-92	2/26/14	DAL	W	108-89
2/4/04	NO	W	113-104	4/12/09	NO	L	92-102	11/1/14	NO	W	109-104
11/3/04	NO	W	106-91	11/4/09	NO	L	107-114*	12/10/14	DAL	W	112-107
2/2/05	NO	W	90-82	12/14/09	DAL	W	94-90	1/25/15	NO	L	106-109
2/28/05	DAL	W	90-86	2/28/10	DAL	W	108-100	3/2/15	DAL	W	102-93
3/21/05	DAL	W	103-86	3/22/10	NO	L	99-115	11/7/15	DAL	W	93-87
11/12/05	OKC	W	109-103	11/15/10	DAL	W	98-95	11/10/15	NO	L	105-120
12/3/05	DAL	W	97-88	11/17/10	NO	L	97-99	1/2/16	DAL	L	98-105
12/31/05	OKC	W	95-90	3/9/11	NO	L	92-93	1/6/16	NO	W	100-91
4/8/06	DAL	W	101-77	4/13/11	DAL	W	121-89	11/27/16	DAL	W	91-81
11/25/06	DAL	W	85-73	1/7/12	DAL	W	96-81	12/26/16	NO	L	104-111
12/16/06	NO	W	90-79	1/21/12	NO	W	83-81	2/25/17	DAL	W	96-83
12/30/06	DAL	W	94-80	3/2/12	NO	L	92-97	3/29/17	NO	L	118-121
3/27/07	OKC	W	105-89	1/5/13	DAL	L	96-99*	11/3/17	DAL	L	94-99
12/1/07	NO	L	108-112*	2/22/13	NO	W	104-100	12/29/17	NO	W	128-120
12/14/07	DAL	W	89-80	4/14/13	NO	W	107-89	3/4/18	DAL	L	109-126
2/20/08	NO	L	93-104	4/17/13	DAL	W	99-87	3/20/18	NO	L	105-115
4/16/08	DAL	W	111-98	12/4/13	NO	W	100-97				

*overtime

SERIES INFORMATION & NOTES

Overall Series Dallas leads 40-19

Games in Dallas Dallas leads 24-5

Games in New Orleans/OKC Dallas leads 16-14

Games in New Orleans New Orleans leads 14-13

Games in Oklahoma City Dallas 3-0

Current Series Streak New Orleans won last two

in Dallas New Orleans won last two

in New Orleans New Orleans won last game

DALLAS

Last Home Win 96-83 (2/25/17)

Last Road Win 128-120 (12/29/17)

Largest Margin of Victory 32 (121-89, 4/13/11)

High Point Total 128 (12/29/17)

Low Point Total 83 (twice)

NEW ORLEANS

Last Home Win 115-105 (3/20/18)

Last Road Win 126-109 (3/4/18)

Largest Margin of Victory 17 (126-109, 3/4/18)

High Point Total 126 (3/4/18)

Low Point Total 73 (11/25/06)

Series scoring record vs New Orleans

Dirk Nowitzki (40 on 1/11/14)

Series scoring record vs Dallas

Chris Paul (42 on 4/10/09)

New Orleans has taken four of the last five meetings with Dallas...the Mavericks went 22-of-39 (.564) from beyond the arc in their 128-120 win at New Orleans on 12/29/17, setting a new franchise record for 3-pointers made in a game...the 128 points produced by Dallas on 12/29/17 marked the most either team scored in the all-time series...Dennis Smith Jr. recorded his first career triple-double with 21 points, 10 rebounds and 10 assists at New Orleans on 12/29/17...at the time, Smith (20 years, 34 days) was the third-youngest player in NBA history to post a triple-double (Lonzo Ball, LeBron James)...New Orleans recorded its highest point total (126) and largest margin of victory (17, 126-109) against Dallas on 3/4/18...the Mavericks won the first 16 meetings between the two franchises...the Mavericks are 24-5 all-time against the Pelicans in Dallas...Dirk Nowitzki became the 17th member of the 25,000-point club at New Orleans on 4/14/13 with an 18-foot fadeaway jumper over Robin Lopez at the 6:44 mark of the second quarter (the basket gave him 25,001 career points)...the Mavericks set a franchise record with 17 blocked shots at New Orleans on 2/22/13...Bernard James accounted for seven of Dallas' 17 rejections at New Orleans (2/22/13), becoming the first Mavericks rookie to record seven blocks...with the 32-point (121-89) win over New Orleans on 4/13/11, Dallas recorded its largest margin of victory against New Orleans...with a theft (at the 4:09 mark of the first quarter) on 4/13/11, Shawn Marion became the fifth player in NBA history with at least 1,500 steals and 1,000 blocks.



NEW YORK KNICKS



Executive Chairman, The Madison Square Garden Company James L. Dolan

President Steve Mills

General Manager Scott Perry

Head Coach Dave Fizzdale

Assistant Coaches Keith Smart, Kaleb Canales, Jud Buechler, Pat Sullivan, Royal Ivey, Howard Easley

Athletic Trainer Roger Hinds

Address Two Pennsylvania Plaza, New York, N.Y., 10121

Home Court Madison Square Garden (19,812) - 1968

Team Colors Orange, White and Blue

Television MSG Network: Mike Breen, Walt Frazier, Rebecca Haarlow

Radio ESPN Radio (98.7 FM): Ed Cohen, Brendan Brown

NEW YORK PR STAFF

Vice President of Public Relations Dan Sabreen (Dan.Sabreen@msg.com)

Director of Public Relations Gregg Schwartz (gregg.schwartz@msg.com)

Public Relations Manager Derek Lapinski (derek.lapinski@msg.com)

Public Relations Coordinator Shakeemah Simmons-Winter (shakeemah.simmons-winter@msg.com)

Phone 212-465-6471

Fax 212-465-6498

DALLAS VS. NEW YORK 2017-2018

PLAYER	GP-GS	MIN	FGM-FGA	FG%	3FG-FGA	FG%	FTM-FTA	FT%	OFF	DEF	TOT/AVG	AST	PF-DQ	STL	TO	BLK	PTS/AVG
Barnes, H	2-2	69:57	20-41	0.488	4-8	0.500	11-11	1.000	4	7	11/5.5	7	1-0	0	5	0	55/27.5
Smith Jr., D	2-2	55:35	11-33	0.333	4-10	0.400	2-2	1.000	3	3	6/3.0	7	6-0	4	2	1	28/14.0
Matthews, W	1-1	33:49	4-10	0.400	0-1	0.000	6-8	0.750	0	1	1/1.0	1	3-0	2	0	1	14/14.0
Barea, J	2-0	46:15	8-22	0.364	2-9	0.222	5-5	1.000	0	4	4/2.0	10	1-0	1	5	0	23/11.5
Harris, D	1-0	22:43	4-9	0.444	2-4	0.500	1-1	1.000	0	5	5/5.0	6	5-0	1	2	0	11/11.0
Mejri, S	1-0	22:22	4-5	0.800	0-0	0.000	3-3	1.000	2	5	7/7.0	1	0-0	0	0	0	11/11.0
Nowitzki, D	2-2	44:10	6-17	0.353	3-10	0.300	3-3	1.000	1	10	11/5.5	2	4-0	1	3	1	18/9.0
Ferrell, Y	2-1	47:04	7-16	0.438	2-6	0.333	0-0	0.000	0	3	3/1.5	3	2-0	2	0	0	16/8.0
McDermott, D	1-0	21:15	3-6	0.500	2-5	0.400	0-0	0.000	0	1	1/1.0	0	1-0	1	0	0	8/8.0
Warney, J	1-0	11:33	4-7	0.571	0-0	0.000	0-1	0.000	1	2	3/3.0	0	1-0	0	1	0	8/8.0
Powell, D	2-0	23:12	2-3	0.667	1-2	0.500	4-6	0.667	1	5	6/3.0	1	2-0	0	0	0	9/4.5
Finney-Smith, D	1-1	20:35	1-4	0.250	0-2	0.000	1-2	0.500	3	6	9/9.0	2	3-0	1	1	0	3/3.0
Noel, N	1-0	20:00	1-5	0.200	0-0	0.000	0-0	0.000	1	5	6/6.0	1	1-0	2	0	0	2/2.0
Collinsworth, K	1-0	22:25	0-0	0.000	0-0	0.000	0-0	0.000	2	1	3/3.0	3	3-0	2	0	0	0/0.0
Kleber, M	1-1	19:05	0-3	0.000	0-2	0.000	0-0	0.000	3	1	4/4.0	0	2-0	1	0	1	0/0.0
MAVERICKS	2-10	480:00	75-181	0.414	20-59	0.339	36-42	0.857	21	59	89/44.5	44	35-0	18	19	4	206/103.0
KNICKS	2-10	480:00	78-165	0.473	14-41	0.341	27-32	0.844	20	83	115/57.5	41	41-0	13	35	7	197/98.5

NEW YORK VS. DALLAS 2017-2018

PLAYER	GP-GS	MIN	FGM-FGA	FG%	3FG-FGA	FG%	FTM-FTA	FT%	OFF	DEF	TOT/AVG	AST	PF-DQ	STL	TO	BLK	PTS/AVG
Porzingis, K	1-1	38:29	9-25	0.360	3-5	0.600	8-8	1.000	0	8	8/8.0	1	3-0	0	2	1	29/29.0
Beasley, M	1-0	32:42	10-13	0.769	0-0	0.000	1-1	1.000	2	2	4/4.0	1	1-0	0	1	0	21/21.0
Hardaway Jr., T	1-1	38:56	8-17	0.471	1-6	0.167	2-2	1.000	0	3	3/3.0	1	2-0	0	4	0	19/19.0
Burke, T	1-0	14:55	6-9	0.667	3-4	0.750	1-1	1.000	0	3	3/3.0	0	1-0	1	2	0	16/16.0
Jack, J	1-1	25:01	5-8	0.625	0-1	0.000	2-2	1.000	0	3	3/3.0	8	4-0	0	3	1	12/12.0
O'Quinn, K	2-0	43:44	9-12	0.750	0-0	0.000	5-6	0.833	3	14	17/8.5	7	7-0	3	2	2	23/11.5
Mudriac, E	1-1	25:55	4-9	0.444	2-4	0.500	0-0	0.000	0	1	1/1.0	2	1-0	1	3	0	10/10.0
McDermott, D	1-0	23:49	4-8	0.500	1-3	0.333	0-0	0.000	0	2	2/2.0	1	4-0	0	1	0	9/9.0
Kanter, E	2-2	46:06	7-18	0.389	0-0	0.000	2-4	0.500	11	22	33/16.5	2	4-0	1	7	0	16/8.0
Williams, T	1-0	22:21	3-8	0.375	0-2	0.000	1-2	0.500	3	5	8/8.0	1	1-0	2	3	0	7/7.0
Dotson, D	1-0	9:04	2-3	0.667	1-2	0.500	1-2	0.500	0	1	1/1.0	0	1-0	0	0	0	6/6.0
Lee, C	2-2	49:47	3-11	0.273	1-5	0.200	4-4	1.000	0	5	5/2.5	3	0-0	1	3	0	11/5.5
Ntilikina, F	2-0	41:23	5-16	0.313	1-5	0.200	0-0	0.000	1	8	9/4.5	11	5-0	1	2	2	11/5.5
Thomas, L	2-2	48:10	2-7	0.286	1-4	0.250	0-0	0.000	0	5	5/2.5	2	6-0	3	1	0	5/2.5
Hernangomez	1-0	6:18	1-1	1.000	0-0	0.000	0-0	0.000	0	1	1/1.0	0	1-0	0	1	0	2/2.0
Baker, R	1-0	13:20	0-0	0.000	0-0	0.000	0-0	0.000	0	0	0/0.0	1	0-0	0	0	1	0/0.0
KNICKS	2-10	480:00	78-165	0.473	14-41	0.341	27-32	0.844	20	83	115/57.5	41	41-0	13	35	7	197/98.5
MAVERICKS	2-10	480:00	75-181	0.414	20-59	0.339	36-42	0.857	21	59	89/44.5	44	35-0	18	19	4	206/103.0

2018-19 vs Mavericks

Nov. 2 at Dallas

Jan. 30 at New York

2017-18 Season

29-53 (.354)

Fourth in Atlantic

Playoffs

Did not qualify



Date	Site	W/L	Score	Date	Site	W/L	Score	Date	Site	W/L	Score	Date	Site	W/L	Score
12/30/80	NY	L	98-100	2/27/90	NY	L	87-110	12/16/99	DAL	L	93-100	1/24/10	NY	W	128-78
1/16/81	DAL	W	118-100	11/6/90	NY	W	96-91	12/6/00	DAL	W	94-85	3/13/10	DAL	L	128-94
11/6/81	DAL	L	95-104	3/22/91	DAL	W	104-102*	2/7/01	NY	L	93-96**	2/2/11	NY	W	113-97
2/16/82	NY	W	112-110	11/20/91	DAL	L	89-92	1/3/02	NY	L	101-108**	3/10/11	DAL	W	127-104
2/4/83	DAL	L	101-120	3/3/92	NY	L	83-102	1/10/02	DAL	W	111-89	2/19/12	NY	L	97-104
2/22/83	NY	L	106-108	1/15/93	DAL	L	93-107	12/28/02	DAL	W	107-82	3/6/12	DAL	W	95-85
2/1/84	DAL	L	98-105	2/16/93	NY	L	87-117	1/24/03	NY	W	101-90	11/9/12	NY	L	94-104
3/27/84	NY	L	88-97	11/16/93	DAL	L	90-103	1/12/04	NY	W	127-121*	11/21/12	DAL	W	114-111
11/6/84	DAL	W	107-104	12/20/93	NY	L	92-101	2/10/04	DAL	W	105-90	1/5/14	DAL	L	80-92
12/6/84	NY	W	112-83	1/20/95	DAL	L	93-106	11/19/04	DAL	W	103-101	2/24/14	NY	W	110-108
1/15/86	DAL	L	112-116	3/31/95	NY	L	90-101	12/21/04	NY	W	123-94	11/26/14	DAL	W	109-102*
3/27/86	NY	W	110-105	12/5/95	NY	L	87-92	1/11/06	NY	L	115-117*	12/16/14	NY	W	107-87
1/13/87	NY	W	108-103	3/24/96	DAL	L	79-85	2/13/06	DAL	W	100-72	12/7/15	NY	W	104-97
1/21/87	DAL	W	113-93	1/7/97	NY	L	72-102	3/20/07	NY	W	92-77	3/30/16	DAL	W	91-89
3/22/88	DAL	W	124-105	3/11/97	DAL	W	91-83	3/30/07	DAL	W	105-103	11/14/16	NY	L	77-93
3/28/88	NY	L	106-114	12/4/97	DAL	W	105-91	12/10/07	NY	W	99-89	1/25/17	DAL	W	103-95
12/2/88	DAL	L	101-104	12/22/97	NY	L	67-79	3/10/08	DAL	W	108-79	1/7/18	DAL	L	96-100
3/30/89	NY	L	98-99	1998-1999	- DID NOT PLAY -			11/16/08	NY	W	124-114*	3/13/18	NY	W	110-97
1/19/90	DAL	W	117-103	11/29/99	NY	L	82-107	1/8/09	DAL	W	99-94				

* overtime

SERIES INFORMATION & NOTES

Overall Series Dallas leads 40-34

Games in Dallas Dallas leads 23-14

American Airlines Center Dallas leads 14-3

Reunion Arena New York 11-9

Games in New York New York leads 20-17

Current Series Streak Dallas won last game

in Dallas New York won last game

in New York Dallas won last game

DALLAS

Last Home Win 103-95 (1/25/17)

Last Road Win 110-97 (3/13/18)

Largest Margin of Victory 50 (128-78, 1/24/10)

High Point Total 128 (128-94, 1/24/10)

Low Point Total 67 (12/22/97)

NEW YORK

Last Home Win 93-77 (11/14/16)

Last Road Win 100-96 (1/7/18)

Largest Margin of Victory 34 (3/13/10)

High Point Total 128 (3/13/10)

Low Point Total 72 (2/13/06)

Series scoring record vs New York

Rolando Blackman (41 on 1/13/87)

Series scoring record vs Dallas

Bernard King (50 on 2/1/84)

Dallas has won 26 of the last 33 meetings with New York...in 2009-10, both teams recorded their largest margin of victory against one another (both achieved it on the road)...the Mavericks recorded a 50-point win (128-70) at New York on 1/24/10, and the Knicks recorded a 34-point victory (128-94) at Dallas on 3/13/10...the Mavericks won nine straight at home before falling to the Knicks at American Airlines Center on 3/13/10...the series sweep by the Mavs in 2002-03 was their first against the Knicks since the 1990-91 season...the Mavericks' win on 1/24/03 ended a 10-game losing streak at Madison Square Garden...on 2/1/84, the Knicks' Bernard King tied a Mavericks opponent individual high, scoring 50 points in the Knicks' win 105-98...King also set a Mavericks opponent individual record with 20 field goals in the game.



OKLAHOMA CITY THUNDER



Chairman Clayton I. Bennett

Executive Vice President/General Manager Sam Presti

Head Coach Billy Donovan

Assistant Coaches Bob Beyer, Mark Bryant, Vin Bhavnani, Maurice Cheeks, Darko Rajakovic

Address 208 Thunder Drive, Oklahoma City, Okla., 73102

Home Court Chesapeake Energy Arena (18,203) - 2008

Team Colors Blue, Red, Yellow and Dark Blue

Television FS Oklahoma: Michael Cage, Lesley McCaslin, Nick Gallo

Radio WWLS (98.1 FM/640 AM): Matt Pinto

OKLAHOMA CITY PR STAFF

Vice President of Basketball Communications & Engagement Matt Tumbleson (mtumbleson@okcthunder.com)

Senior Basketball Communications Lead John Read (jread@okcthunder.com)

Basketball Communications Coordinator Shelby Willingham (swillingham@okcthunder.com)

Basketball Communications Coordinator Laila Wani (lwani@okcthunder.com)

Phone 405-208-4800

Fax 405-429-7900

DALLAS VS. OKLAHOMA CITY 2017-2018

PLAYER	GP-GS	MIN	FGM-FGA	FG%	3FG-FGA	FG%	FTM-FTA	FT%	OFF	DEF	TOT/AVG	AST	PF-DQ	STL	TO	BLK	PTS/AVG
Barnes, H	4-4	140:19	33-57	0.577	9-16	0.563	9-9	1.000	7	27	34/8.5	11	5-0	3	13	1	84/21.0
Smith Jr., D	4-4	129:52	23-61	0.377	10-26	0.385	10-12	0.833	3	12	15/3.8	19	10-0	5	13	1	66/16.5
Nowitzki, D	4-4	89:22	20-38	0.526	7-20	0.350	2-2	1.000	1	14	15/3.8	9	10-0	3	2	0	49/12.3
Powell, D	4-1	86:41	22-29	0.759	1-2	0.500	3-9	0.333	6	13	19/4.8	5	5-0	7	4	3	48/12.0
Ferrell, Y	4-1	108:33	13-24	0.542	7-12	0.583	4-5	0.800	2	6	8/2.0	9	5-0	5	5	0	37/9.3
Barea, J	4-0	87:12	14-34	0.412	6-19	0.316	3-4	0.750	0	13	13/3.3	26	6-0	3	6	0	37/9.3
Matthews, W	4-4	145:44	12-44	0.273	8-29	0.276	1-2	0.500	4	11	15/3.8	12	9-0	6	7	1	33/8.3
Harris, D	2-0	35:24	4-12	0.333	2-6	0.333	3-4	0.750	1	3	4/2.0	4	7-0	0	0	0	13/6.5
Mejri, S	3-0	57:01	9-12	0.750	0-1	0.000	1-6	0.167	3	11	14/4.7	2	8-0	3	2	7	19/6.3
Kleber, M	3-2	44:13	7-14	0.500	1-2	0.500	1-1	1.000	6	5	11/3.7	0	3-0	0	2	0	16/5.3
Finney-Smith, D	1-0	12:05	2-5	0.400	1-3	0.333	0-0	0.000	1	0	1/1.0	0	2-0	0	2	0	5/5.0
Clavell, G	1-0	8:05	1-3	0.333	1-2	0.500	2-2	1.000	0	0	0/0.0	0	1-0	0	1	0	5/5.0
McDermott, D	1-0	17:24	1-3	0.333	1-3	0.333	0-0	0.000	0	2	2/2.0	1	2-0	0	0	0	3/3.0
Noel, N	2-0	17:50	2-4	0.500	0-0	0.000	0-0	0.000	1	2	3/1.5	1	5-0	1	3	1	4/2.0
Whitey, J	1-0	3:27	1-2	0.500	0-1	0.000	0-0	0.000	0	2	2/2.0	0	0-0	0	0	1	2/2.0
Cleveland, A	1-0	1:50	0-0	0.000	0-0	0.000	1-2	0.500	0	0	0/0.0	0	0-0	0	0	0	1/1.0
MAVERICKS	4-20	985:00	164-342	0.480	54-142	0.380	40-58	0.690	35	121	190/47.5	99	78-0	36	62	15	422/105.5
THUNDER	4-20	985:00	150-334	0.449	48-135	0.356	69-88	0.784	41	136	209/52.3	82	82-1	33	67	11	417/104.3

OKLAHOMA CITY VS. DALLAS 2017-2018

PLAYER	GP-GS	MIN	FGM-FGA	FG%	3FG-FGA	FG%	FTM-FTA	FT%	OFF	DEF	TOT/AVG	AST	PF-DQ	STL	TO	BLK	PTS/AVG
Westbrook, R	4-4	150:35	43-90	0.478	7-22	0.318	30-38	0.789	5	39	44/11.0	32	9-0	8	19	1	123/30.8
George, P	4-4	158:17	27-64	0.422	13-29	0.448	20-24	0.833	4	22	26/6.5	23	11-0	8	11	2	87/21.8
Anthony, C	3-3	95:16	18-41	0.439	10-21	0.476	3-4	0.750	2	9	11/3.7	3	12-0	1	7	0	49/16.3
Felton, R	4-0	88:37	14-36	0.389	5-16	0.313	1-1	1.000	3	11	14/3.5	10	5-0	2	4	1	34/8.5
Adams, S	3-3	97:02	12-20	0.600	0-0	0.000	1-1	1.000	17	6	23/7.7	2	11-0	2	10	1	25/8.3
Grant, J	4-1	91:09	10-25	0.400	2-8	0.250	11-12	0.917	5	16	21/5.3	3	7-0	2	3	2	33/8.3
Huestis, J	4-2	66:17	6-16	0.375	6-16	0.375	0-0	0.000	0	6	6/1.5	1	8-1	3	2	2	18/4.5
Collison, N	1-0	7:39	2-2	1.000	0-0	0.000	0-0	0.000	1	2	3/3.0	0	0-0	0	0	0	4/4.0
Ferguson, T	4-0	47:26	6-10	0.600	1-5	0.200	1-2	0.500	0	3	3/0.8	2	3-0	2	2	0	14/3.5
Patterson, P	4-0	67:23	5-13	0.385	1-8	0.125	0-0	0.000	0	11	11/2.8	1	2-0	1	2	0	11/2.8
Johnson, D	2-1	18:15	2-2	1.000	0-0	0.000	1-2	0.500	1	2	3/1.5	0	4-0	0	1	1	5/2.5
Abrines, A	4-0	50:59	3-10	0.300	3-7	0.429	0-0	0.000	2	2	4/1.0	1	9-0	1	1	0	9/2.3
Singler, K	1-0	2:26	1-1	1.000	0-0	0.000	0-0	0.000	0	0	0/0.0	0	0-0	0	0	0	2/2.0
Roberson, A	2-2	43:39	1-4	0.250	0-3	0.000	1-4	0.250	1	7	8/4.0	4	1-0	3	3	1	3/1.5
THUNDER	4-20	985:00	150-334	0.449	48-135	0.356	69-88	0.784	41	136	209/52.3	82	82-1	33	67	11	417/104.3
MAVERICKS	4-20	985:00	164-342	0.480	54-142	0.380	40-58	0.690	35	121	190/47.5	99	78-0	36	62	15	422/105.5

2018-19 vs Mavericks

Nov. 10 at Dallas

Dec. 30 at Dallas

Dec. 31 at Oklahoma City

Mar. 31 at Oklahoma City

2017-18 Season

48-34 (.585)

Second in Northwest

Playoffs

Lost to Utah, 4-2



Date	Site	W/L	Score	Date	Site	W/L	Score	Date	Site	W/L	Score	Date	Site	W/L	Score
10/14/80	DAL	L	83-85	4/15/88	SEA	L	88-115	4/2/98	SEA	L	86-107	12/13/08	OKC	W	103-99
10/22/80	SEA	W	107-102	11/19/88	SEA	W	112-106	4/9/98	DAL	L	101-103	2/27/09	DAL	W	110-108*
11/21/80	DAL	L	91-101	12/7/88	DAL	W	102-98	2/5/99	SEA	L	86-92*	3/2/09	OKC	L	87-96
1/5/81	SEA	L	89-103	1/12/89	SEA	L	95-130	3/29/99	DAL	L	101-109	12/16/09	OKC	W	100-86
2/24/81	DAL	L	84-102	4/8/89	DAL	L	90-114	5/4/99	SEA	L	100-110	1/15/10	DAL	W	99-98
11/11/81	SEA	L	79-107	11/14/89	SEA	W	113-109*	11/4/99	SEA	L	96-106	2/16/10	OKC	L	86-99
11/20/81	DAL	L	89-90	11/25/89	DAL	L	70-117	2/9/00	DAL	L	106-117	4/3/10	DAL	L	116-121
1/6/82	SEA	L	100-107	1/8/90	DAL	W	110-96	3/7/00	SEA	L	86-101	11/24/10	OKC	W	111-103
2/12/82	DAL	W	103-100	1/11/90	SEA	L	87-98	4/14/00	DAL	W	117-103	12/27/10	OKC	W	103-93
3/5/82	SEA	L	97-98	12/15/90	SEA	L	105-106	11/17/00	SEA	W	99-95	1/6/11	DAL	L	95-99
11/10/82	DAL	L	91-94	1/29/91	DAL	W	117-112	11/21/00	DAL	L	110-116	12/29/11	OKC	L	102-104
12/8/82	DAL	W	110-94	3/13/91	DAL	W	98-96	12/26/00	DAL	W	114-93	1/2/12	DAL	W	100-87
12/16/82	SEA	L	93-103	3/30/91	SEA	L	102-115	4/15/01	SEA	W	107-99*	2/1/12	DAL	L	86-95
3/2/83	DAL	W	108-105	12/7/91	SEA	L	101-104	11/20/01	DAL	L	97-105	3/5/12	OKC	L	91-95
4/1/83	SEA	L	95-101	1/10/92	DAL	L	82-94	2/12/02	SEA	W	112-106	12/27/12	OKC	L	105-111*
12/9/83	SEA	L	124-132	3/15/92	SEA	L	100-109	3/11/02	DAL	W	119-108	1/18/13	DAL	L	114-117*
1/4/84	DAL	W	105-102	3/22/92	DAL	L	105-113	4/13/02	SEA	W	116-99	2/4/13	OKC	L	91-112
1/18/84	TAC	L	107-114	11/27/92	DAL	L	104-127	11/23/02	DAL	W	115-105	3/17/13	DAL	L	101-107
2/5/84	SEA	L	96-104	12/3/92	SEA	L	108-125	1/19/03	SEA	L	81-85	11/6/13	OKC	L	93-107
2/29/84	DAL	L	124-127**	3/31/93	DAL	L	96-103	3/13/03	SEA	L	100-107	3/16/14	OKC	W	109-86
11/10/84	DAL	W	106-102	4/6/93	SEA	W	109-107	4/14/03	DAL	W	109-106	3/25/14	DAL	W	128-119*
11/30/84	DAL	W	108-98	11/19/93	SEA	L	87-116	1/27/04	SEA	W	118-116	12/28/14	DAL	W	112-107
1/7/85	SEA	W	102-84	12/9/93	DAL	L	93-125	3/2/04	DAL	W	107-96	2/19/15	OKC	L	89-104
3/11/85	DAL	W	103-100	1/21/94	DAL	L	87-91	4/6/04	DAL	W	118-108	3/16/15	DAL	W	119-115
4/11/85	TAC	W	124-80	4/8/94	SEA	L	93-111	4/10/04	SEA	L	99-119	4/1/15	OKC	W	135-131
10/26/85	DAL	W	101-95	12/22/94	SEA	L	101-103	12/9/04	DAL	L	102-107	11/22/15	OKC	L	114-117
11/12/85	SEA	L	90-109	1/21/95	DAL	L	91-117	2/13/05	SEA	W	95-92	1/13/16	OKC	L	89-108
1/13/86	SEA	W	90-89	4/8/95	DAL	L	98-125	4/13/05	SEA	W	95-90	1/22/16	DAL	L	106-109
4/5/86	DAL	L	109-111	4/13/95	SEA	L	112-133	4/19/05	DAL	W	101-96	2/24/16	DAL	L	103-116
4/10/86	SEA	W	115-109	12/12/95	DAL	W	112-101*	12/23/05	SEA	W	101-98	1/26/17	OKC	L	98-109
11/6/86	SEA	W	147-124	1/21/96	SEA	L	101-108	2/4/06	DAL	W	110-91	3/5/17	DAL	W	104-89
12/13/86	SEA	W	126-109	2/1/96	DAL	W	103-100	12/20/06	SEA	W	103-95	3/27/17	DAL	L	91-92
1/2/87	DAL	W	117-107	3/15/96	SEA	L	97-120	1/2/07	DAL	W	112-88	11/12/17	OKC	L	99-112
2/4/87	DAL	W	124-94	12/22/96	SEA	L	79-93	1/30/07	DAL	W	122-102	11/25/17	DAL	W	97-81
3/11/87	DAL	W	130-117	12/28/96	DAL	W	95-90	4/18/07	SEA	W	106-75	12/31/17	OKC	W	116-113
11/10/87	SEA	W	117-101	4/5/97	SEA	L	84-103	1/11/08	SEA	W	90-70	2/28/18	DAL	L	110-111*
11/13/87	DAL	L	95-103	4/10/97	DAL	L	82-90	1/19/08	DAL	W	111-96				
1/29/88	DAL	W	117-109	11/1/97	SEA	W	89-81	4/8/08	DAL	W	99-83				
2/15/88	SEA	W	128-122*	1/20/98	DAL	W	107-98	4/13/08	SEA	L	95-99				

* overtime

SERIES INFORMATION & NOTES

Overall Series OKC leads 81-73

Games in Dallas Dallas leads 42-34

American Airlines Center Dallas leads 20-11

Reunion Arena Seattle 23-22

Games in Seattle/Oklahoma City OKC leads 47-31

Games in Seattle Seattle 35-25

Games in OKC OKC leads 12-6

Current Series Streak OKC won last game

in **Dallas** OKC won last game

in **OKC** Dallas won last game

DALLAS

Last Home Win 97-81 (11/25/17)

Last Road Win 116-113 (12/31/17)

Largest Margin of Victory 44 (124-80, 4/11/85)

High Point Total 147 (11/6/86)

Low Point Total 70 (11/25/89)

SEATTLE/OKC

Last Home Win 112-99 (11/12/17)

Last Road Win 111-110 (OT) (2/28/18)

Largest Margin of Victory 47 (117-70, 11/25/89)

High Point Total 133 (4/13/95)

Low Point Total 70 (1/11/08)

Series scoring record vs OKC

Dirk Nowitzki (46 on 12/13/08)

Series scoring record vs Dallas

Kevin Durant (52 on 1/18/13)

The Thunder has won eight of the last 11 meetings with Dallas (after the Mavericks won five of the previous six)...Dirk Nowitzki became the sixth player in NBA history and the first international player to reach the 31,000-point plateau with a one-legged fadeaway jumper over Jerami Grant at the 7:57 mark of the second quarter against Oklahoma City on 2/28/18 (the basket gave him seven points for the game and exactly 31,000 for his career)...Nowitzki scored 46 points – the most by a Maverick in the all-time series – in Dallas’ first-ever game against the Thunder on 12/13/08, a 103-99 Dallas win... Oklahoma City’s Kevin Durant posted a series-high 52 points in the Thunder’s 117-114 overtime win on 1/18/13...the Mavericks’ win on 2/12/02 in Seattle set their franchise-high mark of eight straight road victories...the shortest game in Mavericks’ history came against Seattle in a 1:40 in Seattle on 1/7/85... Dallas’ 44-point blowout (124-80) of Seattle in Tacoma, Wash., on 4/11/85 was their largest victory over the Sonics...the Mavericks 47-point loss (117-70) on 11/25/89 was the worst home defeat at Reunion Arena.



ORLANDO MAGIC

Senior Chairman Rich DeVos

CEO Alex Martins

General Manager John Hammond

Head Coach Steve Clifford

Assistant Coaches Mike Batiste, Tyrone Corbin, Pat Delany, Steve Hetzel, Bruce Kreutzer

Athletic Trainer Keon Weise

Address 8701 Maitland Summit Blvd, Orlando, Fla., 32810

Home Court Amway Center (18,846) - 2010

Team Colors Blue, Silver and Black

Television Fox Sports Florida: David Steele, Jeff Turner, Dante Marchitelli

Radio FM 96.9 The Game: Dennis Neumann, Richie Adubato

ORLANDO PR STAFF

Chief Communications Officer Joel Glass (jglass@orlandomagic.com)

Director of Communications George Galante (ggalante@orlandomagic.com)

Communications Manager Brooke Brumbelow (bbrumbelow@orlandomagic.com)

DALLAS VS. ORLANDO 2017-2018

PLAYER	GP-GS	MIN	FGM-FGA	FG%	3FG-FGA	FG%	FTM-FTA	FT%	OFF	DEF	TOT/AVG	AST	PF-DQ	STL	TO	BLK	PTS/AVG
Smith Jr., D	1-1	33:32	8-19	0.421	2-5	0.400	2-2	1.000	1	5	6/6.0	3	5-0	2	0	1	20/20.0
Nowitzki, D	1-1	24:03	6-13	0.462	1-3	0.333	7-7	1.000	0	3	3/3.0	1	1-0	0	0	0	20/20.0
Matthews, W	1-1	33:11	5-10	0.500	2-6	0.333	4-5	0.800	1	4	5/5.0	3	4-0	1	1	0	16/16.0
Jones, J	1-0	27:10	6-15	0.400	2-7	0.286	2-3	0.667	1	6	7/7.0	0	4-0	0	3	1	16/16.0
Barnes, H	1-1	36:25	5-9	0.556	2-3	0.667	3-4	0.750	0	6	6/6.0	2	1-0	1	1	0	15/15.0
Motley, J	1-1	41:15	6-11	0.545	0-0	0.000	2-4	0.500	2	6	8/8.0	1	4-0	1	1	0	14/14.0
Finney-Smith, D	1-1	35:15	5-15	0.333	2-6	0.333	2-2	1.000	3	3	6/6.0	2	2-0	0	1	0	14/14.0
Harrison, A	1-1	41:41	5-10	0.500	3-6	0.500	0-0	0.000	1	3	4/4.0	2	4-0	1	0	0	13/13.0
Ferrell, Y	2-0	50:32	8-15	0.533	3-7	0.429	3-3	1.000	3	6	9/4.5	11	3-0	0	1	0	22/11.0
Powell, D	1-0	22:51	3-4	0.750	0-1	0.000	1-2	0.500	0	3	3/3.0	1	4-0	0	0	0	7/7.0
McDermott, D	1-1	20:10	3-9	0.333	0-2	0.000	1-2	0.500	0	2	2/2.0	1	2-0	0	1	0	7/7.0
Kleber, M	2-1	16:14	6-7	0.857	2-3	0.667	0-0	0.000	0	5	5/2.5	1	2-0	1	0	0	14/7.0
Collinsworth, K	2-0	36:10	5-13	0.385	0-2	0.000	3-4	0.750	3	6	9/4.5	6	5-0	1	2	0	13/6.5
Barea, J	2-1	34:31	6-13	0.462	0-3	0.000	0-0	0.000	1	3	4/2.0	16	1-0	0	2	0	12/6.0
Harris, D	1-0	13:35	2-5	0.400	0-1	0.000	0-0	0.000	0	1	1/1.0	1	0-0	1	0	0	4/4.0
Mejri, S	2-0	10:48	3-3	1.000	0-0	0.000	1-1	1.000	0	3	3/1.5	0	2-0	0	2	1	7/3.5
McRoberts, J	1-0	2:37	0-1	0.000	0-1	0.000	0-0	0.000	0	0	0/0.0	0	1-0	0	0	0	0/0.0
MAVERICKS	2-10	480:00	82-172	0.477	19-56	0.339	31-39	0.795	16	65	93/46.5	51	45-0	9	16	3	214/107.0
MAGIC	2-10	480:00	75-165	0.455	19-58	0.328	35-49	0.714	21	67	109/54.5	54	38-0	6	26	14	204/102.0

ORLANDO VS. DALLAS 2017-2018

PLAYER	GP-GS	MIN	FGM-FGA	FG%	3FG-FGA	FG%	FTM-FTA	FT%	OFF	DEF	TOT/AVG	AST	PF-DQ	STL	TO	BLK	PTS/AVG
Gordon, A	2-1	58:21	14-32	0.438	3-13	0.231	8-10	0.800	2	10	12/6.0	3	5-0	1	3	1	39/19.5
Artis, J	1-0	31:41	8-13	0.615	1-3	0.333	1-1	1.000	0	0	0/0.0	0	0-0	0	2	1	18/18.0
Hezonja, M	2-2	61:31	10-23	0.435	3-10	0.300	3-4	0.750	2	10	12/6.0	8	2-0	3	3	3	26/13.0
Augustin, D	2-1	41:57	7-15	0.467	6-9	0.667	6-6	1.000	0	4	4/2.0	6	2-0	0	3	0	26/13.0
Speights, M	1-0	21:28	5-8	0.625	2-5	0.400	1-2	0.500	1	9	10/10.0	2	4-0	0	2	2	13/13.0
Fournier, E	1-1	34:56	6-14	0.429	0-4	0.000	0-0	0.000	1	3	4/4.0	2	4-0	0	1	1	12/12.0
Biyombo, B	2-2	43:57	7-10	0.700	0-0	0.000	4-5	0.800	8	12	20/10.0	6	5-0	1	6	2	18/9.0
Payton, E	1-1	23:18	3-7	0.429	2-2	1.000	0-2	0.000	1	1	2/2.0	4	2-0	1	3	0	8/8.0
Purvis, R	1-0	23:00	3-11	0.273	1-5	0.200	0-0	0.000	0	3	3/3.0	1	2-0	0	0	1	7/7.0
Mack, S	2-0	28:00	5-7	0.714	1-2	0.500	2-6	0.333	0	3	3/1.5	9	2-0	0	1	0	13/6.5
Birch, K	2-0	26:51	3-5	0.600	0-0	0.000	4-5	0.800	4	4	8/4.0	5	2-0	0	0	2	10/5.0
Iwundu, W	2-1	48:15	2-11	0.182	0-3	0.000	5-7	0.714	2	7	9/4.5	4	3-0	0	2	1	9/4.5
Simmons, J	1-1	20:22	1-7	0.143	0-2	0.000	1-1	1.000	0	1	1/1.0	2	4-0	0	0	0	3/3.0
Affalo, A	1-0	16:23	1-2	0.500	0-0	0.000	0-0	0.000	0	0	0/0.0	2	1-0	0	0	0	2/2.0
MAGIC	2-10	480:00	75-165	0.455	19-58	0.328	35-49	0.714	21	67	109/54.5	54	38-0	6	26	14	204/102.0
MAVERICKS	2-10	480:00	82-172	0.477	19-56	0.339	31-39	0.795	16	65	93/46.5	51	45-0	9	16	3	214/107.0

2018-19 vs Mavericks

Dec. 10 at Dallas

Mar. 8 at Orlando

2017-18 Season

25-57 (.305)

Fourth in Southeast

Playoffs

Did not qualify



Date	Site	W/L	Score	Date	Site	W/L	Score	Date	Site	W/L	Score
2/17/90	DAL	W	135-108	2/25/98	ORL	L	79-100	11/14/08	DAL	L	100-102
3/22/90	ORL	W	116-106	3/11/99	DAL	W	93-76	2/2/09	ORL	W	105-95
11/9/90	DAL	W	111-99	11/13/99	DAL	W	125-117	2/19/10	ORL	W	95-85
11/13/90	ORL	L	103-109	11/24/99	ORL	L	100-112	4/1/10	DAL	L	82-97
1/12/91	DAL	L	103-127	1/18/01	DAL	W	115-106*	12/21/10	ORL	W	105-99
3/23/91	ORL	L	93-105	3/5/01	ORL	L	81-95	1/8/11	DAL	L	107-117
3/27/91	DAL	L	85-97	12/22/01	DAL	W	102-80	3/30/12	ORL	W	100-98
1/24/92	ORL	L	103-121	1/14/02	ORL	L	87-113	1/20/13	ORL	W	111-105
4/1/92	DAL	W	102-89	2/25/03	ORL	L	93-98	2/20/13	DAL	W	111-96
1/23/93	ORL	L	106-127	4/5/03	DAL	W	108-90	11/16/13	ORL	W	108-100
3/17/93	DAL	W	102-96	12/6/03	DAL	W	110-97	1/13/14	DAL	W	107-88
3/3/94	DAL	L	94-107	3/28/04	ORL	W	118-88	1/31/15	ORL	W	108-93
3/16/94	ORL	L	98-100	11/9/04	ORL	L	84-94	3/18/15	DAL	W	107-102
1/18/95	DAL	L	97-108	4/5/05	DAL	W	114-105	2/19/16	ORL	L	104-110*
2/8/95	ORL	L	92-110	12/16/05	DAL	W	109-103*	3/1/16	DAL	W	121-108
11/30/95	ORL	L	96-110	3/31/06	ORL	L	99-108	11/19/16	ORL	L	87-95
11/15/96	DAL	W	119-104	1/23/07	ORL	W	111-95	2/11/17	DAL	W	112-80
12/2/96	ORL	W	108-102*	3/3/07	ORL	W	103-98	1/9/18	DAL	W	114-99
1/15/97	DAL	L	66-78	12/17/07	DAL	W	111-108	4/4/18	ORL	L	100-105
12/11/97	DAL	L	90-100	2/4/08	ORL	W	107-98				

* overtime

SERIES INFORMATION & NOTES

Overall Series Dallas leads 33-26

Games in Dallas Dallas leads 21-9

American Airlines Center Dallas leads 13-3

Reunion Arena Dallas 8-6

Games in Orlando Orlando leads 17-12

Current Series Streak Orlando won last game

in Dallas Dallas won last six

in Orlando Orlando won last three

DALLAS

Last Home Win 114-99 (1/9/18)

Last Road Win 108-93 (1/31/15)

Largest Margin of Victory 32 (112-80, 2/11/17)

High Point Total 135 (2/17/90)

Low Point Total 66 (1/15/97)

ORLANDO

Last Home Win 105-100 (4/4/18)

Last Road Win 117-107 (1/8/11)

Largest Margin of Victory 26 (113-87, 1/14/02)

High Point Total 127 (twice)

Low Point Total 76 (3/11/99)

Series scoring record vs Orlando

Dirk Nowitzki (38 on 1/18/01, OT and 3/31/06)

Series scoring record vs Dallas

Shaquille O'Neal (43 on 3/3/94)

The Mavericks have won 22 of the last 30 games in the series...the home team has taken each of the last seven meetings...the road team won nine straight matchups from 2008 to 2013...the Mavericks tied a franchise low with only four turnovers in their 114-99 win over the Magic on 1/9/18...Dallas defeated Orlando by 32 (112-80) at home on 2/11/17 – the largest margin of victory by either team in the all-time series...the Magic defeated Dallas in Orlando for the first time since 2006 on 2/19/16 with a 110-104 overtime victory...Dirk Nowitzki hit the game-winning shot with 5.9 seconds left in the Mavericks' 100-98 win over the Magic on 3/30/12...Dallas shot only 29.4% from the floor in its 94-84 loss to the Magic on 11/9/04...Orlando scored 105 points in its loss to Dallas on 4/5/05, snapping a five-game streak of scoring below 100 points...the Mavericks' 118-88 win on 3/28/04 was their first win in Orlando since beating the Magic in overtime 108-102 on 12/2/96.



PHILADELPHIA 76ERS



Managing Partner Josh Harris

Managing Partner David Blitzer

General Manager Elton Brand

Head Coach Brett Brown

Assistant Coaches Monty Williams, Billy Lange, Kevin Young, John Bryant

Athletic Trainer Kevin Johnson

Address 3 Banner Way, Camden, N.J., 08103

Home Court Wells Fargo Center (20,328) - 1996

Team Colors Red, Blue, Silver, Black, White and Gold

Television NBC Sports Philadelphia: Mark Zumoff, Alaa Abdelnaby, Serena Winters

Radio The Fanatic (97.5 FM): Tom McGinnis

PHILADELPHIA PR STAFF

Vice President, Communications Dave Sholler (davesholler@sixers.com)

Sr. Director, Public Relations Patrick Rees (patrickrees@sixers.com)

Media Relations Manager Robert King (robking@sixers.com)

Communications Coordinator Zack Neiner (zackneiner@sixers.com)

Phone 215-339-7600

Fax 215-339-7632

DALLAS VS. PHILADELPHIA 2017-2018

PLAYER	GP-GS	MIN	FGM-FGA	FG%	3FG-FGA	FG%	FTM-FTA	FT%	OFF	DEF	TOT/AVG	AST	PF-DQ	STL	TO	BLK	PTS/AVG
Barnes, H	2-2	80:30	18-42	0.429	9-21	0.429	1-3	0.333	0	7	7/3.5	2	0-0	1	4	0	46/23.0
Matthews, W	1-1	33:25	5-9	0.556	3-5	0.600	6-7	0.857	0	6	6/6.0	2	3-0	3	3	0	19/19.0
Smith Jr., D	2-2	70:49	14-31	0.452	2-11	0.182	2-3	0.667	1	6	7/3.5	19	4-0	4	9	2	32/16.0
Barea, J	1-0	23:34	6-12	0.500	3-6	0.500	0-0	0.000	0	3	3/3.0	2	0-0	0	1	0	15/15.0
Ferrell, Y	2-0	57:09	8-16	0.500	3-9	0.333	4-7	0.571	0	3	3/1.5	5	3-0	3	2	0	23/11.5
Nowitzki, D	1-1	27:50	4-7	0.571	3-5	0.600	0-0	0.000	0	0	0/0.0	5	2-0	0	1	2	11/11.0
Kleber, M	1-0	20:05	5-8	0.625	1-4	0.250	0-0	0.000	3	7	10/10.0	1	0-0	0	2	1	11/11.0
Finney-Smith, D	1-1	26:21	4-8	0.500	2-4	0.500	0-0	0.000	1	2	3/3.0	1	2-0	1	1	0	10/10.0
McDermott, D	1-0	25:53	4-10	0.400	2-7	0.286	0-0	0.000	0	3	3/3.0	0	1-0	0	0	1	10/10.0
Powell, D	2-1	53:32	6-14	0.429	2-6	0.333	4-8	0.500	3	13	16/8.0	6	3-0	1	2	1	18/9.0
Noel, N	1-1	19:56	1-1	1.000	0-0	0.000	2-2	1.000	1	3	4/4.0	0	2-0	0	2	0	4/4.0
Motley, J	1-1	16:26	2-6	0.333	0-0	0.000	0-0	0.000	2	3	5/5.0	1	1-0	0	0	0	4/4.0
Harris, D	1-0	16:33	0-3	0.000	0-2	0.000	2-2	1.000	1	5	6/6.0	1	3-0	0	0	0	2/2.0
Collinsworth, K	1-0	7:57	1-1	1.000	0-0	0.000	0-0	0.000	1	2	3/3.0	1	0-0	0	1	1	2/2.0
Mejri, S	1-0	0:00	0-0	0.000	0-0	0.000	0-0	0.000	0	0	0/0.0	0	0-0	0	0	0	0/0.0
MAVERICKS	2-10	480:00	78-168	0.464	30-80	0.375	21-32	0.656	13	63	92/46.0	46	24-0	13	30	8	207/103.5
SIXERS	2-10	480:00	89-178	0.500	24-62	0.387	19-28	0.679	20	74	107/53.5	57	40-0	19	25	5	221/110.5

PHILADELPHIA VS. DALLAS 2017-2018

PLAYER	GP-GS	MIN	FGM-FGA	FG%	3FG-FGA	FG%	FTM-FTA	FT%	OFF	DEF	TOT/AVG	AST	PF-DQ	STL	TO	BLK	PTS/AVG
Embiid, J	1-1	29:21	8-19	0.421	3-7	0.429	4-6	0.667	3	6	9/9.0	4	4-0	0	7	0	23/23.0
Simmons, B	2-2	64:13	17-25	0.680	0-0	0.000	5-10	0.500	4	10	14/7.0	17	6-0	7	4	2	39/19.5
Redick, J	1-1	30:46	6-14	0.429	2-6	0.333	4-4	1.000	0	2	2/2.0	4	0-0	0	0	0	18/18.0
Belinelli, M	1-0	27:15	7-15	0.467	0-3	0.000	1-1	1.000	1	3	4/4.0	2	2-0	1	3	1	15/15.0
Covington, R	2-2	68:34	9-19	0.474	6-12	0.500	2-2	1.000	1	14	15/7.5	4	4-0	3	2	2	26/13.0
Ilyasova, E	1-0	23:48	5-10	0.500	1-4	0.250	0-0	0.000	3	9	12/12.0	3	2-0	0	1	0	11/11.0
Saric, D	2-2	56:37	8-22	0.364	5-12	0.417	0-0	0.000	2	4	6/3.0	8	4-0	1	1	0	21/10.5
Bayless, J	1-1	32:26	3-7	0.429	2-6	0.333	1-2	0.500	1	2	3/3.0	0	2-0	0	0	0	9/9.0
Fultz, M	1-0	21:12	4-11	0.364	0-0	0.000	0-0	0.000	0	2	2/2.0	3	4-0	1	2	0	8/8.0
Holmes, R	1-0	21:09	4-5	0.800	0-0	0.000	0-0	0.000	0	5	5/5.0	1	1-0	1	0	0	8/8.0
McConnell, T	2-0	33:46	7-10	0.700	1-2	0.500	0-0	0.000	0	4	4/2.0	8	0-0	1	3	0	15/7.5
Johnson, A	2-1	35:44	6-8	0.750	0-2	0.000	0-1	0.000	2	8	10/5.0	2	5-0	1	0	0	12/6.0
Luwawu-Cabarrot	1-0	10:14	2-3	0.667	2-3	0.667	0-0	0.000	0	2	2/2.0	0	4-0	1	0	0	6/6.0
Strauskas, N	1-0	5:55	1-1	1.000	0-0	0.000	2-2	1.000	0	0	0/0.0	0	1-0	1	0	0	4/4.0
Anderson, J	2-0	16:36	2-7	0.286	2-4	0.500	0-0	0.000	3	3	6/3.0	1	1-0	1	0	0	6/3.0
Korkmaz, F	1-0	2:24	0-2	0.000	0-1	0.000	0-0	0.000	0	0	0/0.0	0	0-0	0	0	0	0/0.0
SIXERS	2-10	480:00	89-178	0.500	24-62	0.387	19-28	0.679	20	74	107/53.5	57	40-0	19	25	5	221/110.5
MAVERICKS	2-10	480:00	78-168	0.464	30-80	0.375	21-32	0.656	13	63	92/46.0	46	24-0	13	30	8	207/103.5

2018-19 vs Mavericks

Jan. 5 at Philadelphia

Apr. 1 at Dallas

2017-18 Season

52-30 (.634)

Third in Atlantic

Playoffs

Defeated Miami, 4-1

Lost to Boston, 4-1



Date	Site	W/L	Score	Date	Site	W/L	Score	Date	Site	W/L	Score
11/25/80	DAL	L	92-108	1/7/94	DAL	L	93-103	2/11/07	PHI	W	106-89
2/20/81	PHI	L	109-117	1/26/94	PHI	L	90-104	11/13/07	DAL	W	99-84
1/27/82	DAL	L	86-99	11/11/94	PHI	W	107-100	2/11/08	PHI	L	76-84
2/17/82	PHI	L	109-114	3/17/95	DAL	W	103-101	1/2/09	DAL	W	96-86
12/29/82	DAL	L	116-126*	12/6/95	PHI	L	87-108	1/19/09	PHI	W	95-93
2/23/83	PHI	L	101-133	2/27/96	DAL	L	115-121	11/30/09	DAL	W	104-102
2/15/84	DAL	W	119-116**	12/5/96	DAL	W	106-102	1/22/10	PHI	L	81-92
3/30/84	PHI	L	110-118	1/8/97	PHI	W	111-93	11/12/10	DAL	W	99-90
11/2/84	PHI	L	103-107	11/13/97	DAL	L	98-99	3/1/11	PHI	W	101-93
1/28/85	DAL	W	111-109	2/11/98	PHI	L	90-91	2/17/12	PHI	W	82-75
2/28/86	DAL	L	120-123	1998-1999	- DID NOT PLAY -			11/27/12	PHI	L	98-100
3/30/86	PHI	L	113-114	2/1/00	DAL	L	100-101	12/18/12	DAL	W	107-100
2/27/87	DAL	W	123-110	2/29/00	PHI	L	87-106	11/18/13	DAL	W	97-94
3/23/87	PHI	W	103-100	12/15/00	PHI	W	112-94	2/21/14	PHI	W	124-112
12/19/87	PHI	L	90-95	1/23/01	DAL	L	98-114	11/13/14	DAL	W	123-70
2/27/88	DAL	W	100-91	11/1/01	PHI	W	99-92	11/29/14	PHI	W	110-103
12/20/88	PHI	W	108-102	11/10/01	DAL	L	91-98	11/16/15	PHI	W	92-86
1/9/89	DAL	L	103-121	1/4/03	DAL	W	102-83	2/21/16	DAL	W	129-103
12/15/89	PHI	W	95-88	1/23/03	PHI	W	107-94	2/1/17	DAL	W	113-95
1/5/90	DAL	L	79-104	1/14/04	DAL	W	125-122**	3/17/17	PHI	L	74-116
11/7/90	PHI	W	104-101	3/22/04	PHI	L	98-107	10/28/17	DAL	L	110-112
3/6/91	DAL	L	92-97	1/29/05	DAL	L	89-93	4/8/18	PHI	L	97-109
2/18/92	DAL	L	90-94	4/1/05	PHI	W	100-83				
3/6/92	PHI	L	86-88	11/9/05	PHI	L	97-112				
2/13/93	DAL	L	96-119	2/27/06	DAL	W	104-92				
3/19/93	PHI	W	89-87	12/15/06	DAL	W	93-79				

* overtime

SERIES INFORMATION & NOTES

Overall Series Dallas leads 37-36

Games in Dallas Dallas leads 19-17

American Airlines Center Dallas leads 13-3

Reunion Arena Philadelphia 14-6

Games in Philadelphia Philadelphia leads 18-19

Current Series Streak Philadelphia won last three

in Dallas Philadelphia won last game

in Philadelphia Philadelphia won last two

DALLAS

Last Home Win 113-95 (2/1/17)

Last Road Win 92-86 (11/16/15)

Largest Margin of Victory 53 (123-70, 11/13/14)

High Point Total 129 (2/21/16)

Low Point Total 74 (3/17/17)

PHILADELPHIA

Last Home Win 109-97 (4/8/18)

Last Road Win 112-110 (10/28/17)

Largest Margin of Victory 42 (116-74, 3/17/17)

High Point Total 133 (2/23/83)

Low Point Total 70 (11/13/14)

Series scoring record vs Philadelphia

Mark Aguirre (49 on 1/28/85)

Series scoring record vs Dallas

Andrew Toney (36 on 12/29/82)

Allen Iverson (36 on 12/5/96)

Philadelphia has taken the last three meetings with Dallas (after the Mavericks won the previous eight)... the Sixers snapped an 11-game road losing streak against the Mavericks with a 112-110 win at American Airlines Center on 10/28/17...the Sixers defeated the Mavericks by 42 (116-74) on 3/17/17, their largest ever victory over the Mavericks...the 74 points by the Mavericks on 3/17/17 were their fewest in the all-time series...Dallas scored a series-high 129 points on 2/21/16 in a 129-103 victory...on 11/13/14, the Mavericks registered a franchise record for margin of victory with a 53-point win over the Sixers, 123-70... the 70 points by the Sixers on 11/13/14 were the fewest by either team in the all-time series...Jason Kidd recorded his 11,000th assist vs. Philadelphia on 11/12/10...Erick Dampier recorded a career-high 26 rebounds against the Sixers on 1/29/05... the Mavericks' 125-122 double-overtime win marked their third consecutive win over Philadelphia; before then Dallas had never won more than two consecutive games against the Sixers...former Maverick George McCloud nailed an NBA-record seven 3-pointers (7-11) in the second half of a 121-115 loss to Philly on 2/27/96...in the game, the Mavericks and Sixers combined to tie a then NBA record, set by the Mavericks and Rockets on 4/11/95, with 28 3-point field goals.



PHOENIX SUNS



Managing Partner Robert Sarver

Vice President of Basketball Operations James Jones

Head Coach Igor Kokoskov

Assistant Coaches Joe Prunty, Corliss Williamson, Jamelle McMillan, Jason Staudt

Senior VP of Athlete Health & Performance/Athletic Trainer Aaron Nelson

Address 201 E. Jefferson St., Phoenix, Ariz., 85004

Home Court Talking Stick Resort Arena (18,055) - 1992

Team Colors Purple, Orange, Black, Gray and Yellow

Television FS Arizona: Kevin Ray, Eddie Johnson, Ann Meyers Drysdale, Lindsey Smith

Radio Arizona Sports (98.7 FM): Al McCoy, Tim Kempton, Jon Bloom

PHOENIX PR STAFF

Vice President, Basketball Communications Julie Fie (jfie@suns.com)

Senior Manager, Basketball Communications Cole Mickelson (cmickelson@suns.com)

Manager, Basketball Communications DC Headley (dtheadley@suns.com)

Phone 602-379-7900

Fax 602-379-7908

DALLAS VS. PHOENIX 2017-2018

PLAYER	GP-GS	MIN	FGM-FGA	FG%	3FG-FGA	FG%	FTM-FTA	FT%	OFF	DEF	TOT/AVG	AST	PF-DQ	STL	TO	BLK	PTS/AVG
Motley, J	1-1	28:28	9-19	0.474	0-2	0.000	3-4	0.750	4	2	6/6.0	1	4-0	0	3	0	21/21.0
Barnes, H	2-2	68:31	16-38	0.421	5-11	0.455	4-6	0.667	2	9	11/5.5	3	1-0	3	4	1	41/20.5
Smith Jr., D	1-1	32:47	6-15	0.400	1-4	0.250	4-9	0.444	0	4	4/4.0	6	2-0	1	2	0	17/17.0
Harrison, A	1-1	48:00	5-18	0.278	2-9	0.222	4-6	0.667	2	2	4/4.0	1	4-0	2	0	0	16/16.0
Jones, J	1-0	34:59	5-14	0.357	2-6	0.333	3-4	0.750	4	1	5/5.0	2	5-0	2	1	0	15/15.0
Finney-Smith, D	1-1	40:38	6-17	0.353	1-7	0.143	1-2	0.500	2	5	7/7.0	4	3-0	1	2	0	14/14.0
Harris, D	2-0	45:39	6-17	0.353	2-9	0.222	10-11	0.909	0	10	10/5.0	7	6-0	1	5	0	24/12.0
Barea, J	1-0	24:26	3-11	0.273	2-7	0.286	2-2	1.000	0	3	3/3.0	6	0-0	1	3	0	10/10.0
Ferrell, Y	3-1	82:29	10-29	0.345	5-14	0.357	4-4	1.000	1	7	8/2.7	7	2-0	0	5	0	29/9.7
Matthews, W	2-2	72:32	7-29	0.241	3-17	0.176	2-2	1.000	2	9	11/5.5	3	7-0	8	3	1	19/9.5
Nowitzki, D	2-2	51:49	7-14	0.500	4-8	0.500	1-2	0.500	1	13	14/7.0	2	6-0	2	2	1	19/9.5
Collinsworth, K	2-1	54:17	5-15	0.333	0-3	0.000	4-8	0.500	3	10	13/6.5	8	3-0	2	2	0	14/7.0
Powell, D	3-2	61:29	8-12	0.667	0-1	0.000	3-5	0.600	8	6	14/4.7	3	7-0	3	0	1	19/6.3
Kleber, M	3-1	58:24	8-21	0.381	2-8	0.250	0-0	0.000	8	8	16/5.3	6	0-0	2	0	4	18/6.0
Mejri, S	2-0	14:12	0-4	0.000	0-0	0.000	0-0	0.000	4	1	5/2.5	0	5-0	1	3	2	0/0.0
Cleveland, A	1-0	1:21	0-0	0.000	0-0	0.000	0-0	0.000	0	0	0/0.0	0	0-0	0	0	0	0/0.0
MAVERICKS	3-15	720:00	101-273	0.370	29-106	0.274	45-65	0.692	41	90	157/52.3	59	55-0	29	35	10	276/92.0
SUNS	3-15	720:00	123-238	0.517	34-81	0.420	43-58	0.741	20	122	165/55.0	75	70-0	23	52	15	323/107.7

PHOENIX VS. DALLAS 2017-2018

PLAYER	GP-GS	MIN	FGM-FGA	FG%	3FG-FGA	FG%	FTM-FTA	FT%	OFF	DEF	TOT/AVG	AST	PF-DQ	STL	TO	BLK	PTS/AVG
Peters, A	1-0	28:23	12-20	0.600	8-13	0.615	4-4	1.000	1	8	9/9.0	2	1-0	1	1	0	36/36.0
Warren, T	2-2	69:25	17-29	0.586	0-3	0.000	5-9	0.556	2	7	9/4.5	5	7-0	4	5	1	39/19.5
Harrison, S	1-1	35:37	8-11	0.727	0-2	0.000	2-3	0.667	1	3	4/4.0	10	3-0	2	4	0	18/18.0
Len, A	2-1	54:47	13-18	0.722	0-0	0.000	6-8	0.750	4	15	19/9.5	10	5-0	0	6	2	32/16.0
Booker, D	1-1	32:23	5-14	0.357	2-7	0.286	3-3	1.000	0	2	2/2.0	4	4-0	2	5	0	15/15.0
Jackson, J	2-2	50:56	12-25	0.480	1-4	0.250	3-4	0.750	3	8	11/5.5	2	2-0	3	4	4	28/14.0
Daniels, T	2-0	38:55	7-16	0.438	6-15	0.400	1-1	1.000	0	3	3/1.5	2	6-0	0	0	0	21/10.5
Canaan, I	2-0	31:33	7-12	0.583	3-4	0.750	3-4	0.750	0	4	4/2.0	7	3-0	4	3	0	20/10.0
Chriss, M	2-2	45:44	6-12	0.500	1-4	0.250	4-5	0.800	1	15	16/8.0	2	7-0	1	5	1	17/8.5
Bender, D	3-1	87:25	9-17	0.529	5-10	0.500	2-3	0.667	1	19	20/6.7	4	8-0	0	6	3	25/8.3
House, D	3-1	63:32	10-20	0.500	3-7	0.429	2-3	0.667	3	13	16/5.3	6	7-0	0	2	0	25/8.3
Ulis, T	3-1	61:38	8-23	0.348	3-7	0.429	5-5	1.000	0	2	2/0.7	11	2-0	4	3	1	24/8.0
Chandler, T	2-2	47:24	4-7	0.571	0-0	0.000	2-4	0.500	4	13	17/8.5	4	5-0	1	3	0	10/5.0
Dudley, J	2-0	51:53	3-8	0.375	1-4	0.250	1-2	0.500	0	8	8/4.0	6	8-0	1	1	3	8/4.0
James, M	1-0	9:17	1-3	0.333	1-1	1.000	0-0	0.000	0	1	1/1.0	0	0-0	0	0	0	3/3.0
Reed, D	1-1	11:08	1-3	0.333	0-0	0.000	0-0	0.000	0	1	1/1.0	0	2-0	0	1	0	2/2.0
SUNS	3-15	720:00	123-238	0.517	34-81	0.420	43-58	0.741	20	122	165/55.0	75	70-0	23	52	15	323/107.7
MAVERICKS	3-15	720:00	101-273	0.370	29-106	0.274	45-65	0.692	41	90	157/52.3	59	55-0	29	35	10	276/92.0

2018-19 vs Mavericks

Oct. 17 at Phoenix

Dec. 13 at Phoenix

Jan. 9 at Dallas

Apr. 9 at Dallas

2017-18 Season

21-61 (.256)

Fifth in Pacific

Playoffs

Did not qualify



Date	Site	W/L	Score	Date	Site	W/L	Score	Date	Site	W/L	Score	Date	Site	W/L	Score	Date	Site	W/L	Score
10/21/80	PHX	L	99-111	12/23/86	PHX	L	119-120	3/25/94	PHX	L	94-99	2/17/02	PHX	W	105-92	12/8/09	DAL	W	102-101
11/18/80	DAL	L	91-102	12/27/86	DAL	W	123-97	4/18/94	DAL	L	97-106	3/5/02	DAL	W	81-77	12/17/10	DAL	W	106-91
12/17/80	PHX	L	102-115	3/2/87	DAL	W	135-112	12/26/94	PHX	L	113-139	4/17/02	PHX	L	76-89	2/17/11	PHO	W	112-106
2/11/81	PHX	L	97-119	4/6/87	PHX	L	110-118*	12/27/94	DAL	L	118-119	11/2/02	DAL	W	97-83	3/27/11	PHO	W	91-83
3/10/81	DAL	W	107-103	12/11/87	DAL	W	108-104*	2/7/95	DAL	L	113-114	1/17/03	PHX	L	106-111	4/10/11	DAL	W	115-90
11/5/81	PHX	L	93-121	1/7/88	PHX	W	105-91	4/21/95	PHX	L	99-110	3/22/03	DAL	W	102-95	1/4/12	DAL	W	98-89
11/21/81	DAL	L	88-110	1/27/88	PHX	W	121-102	12/16/95	DAL	L	108-111*	4/9/03	PHX	L	89-112	1/23/12	DAL	W	93-87
1/9/82	DAL	W	105-101	2/22/88	DAL	W	114-107	1/12/96	PHX	W	140-130*	11/26/03	PHX	L	90-121	1/30/12	PHO	W	122-99
3/24/82	PHX	L	96-104	4/6/88	DAL	W	119-93	3/3/96	DAL	L	114-121	3/8/04	DAL	W	103-90	3/8/12	PHO	L	94-96
4/9/82	DAL	W	105-100	11/9/88	PHX	L	103-111	4/19/96	PHX	L	103-123	3/13/04	PHX	W	113-90	12/6/12	PHO	W	97-94
11/6/82	DAL	L	100-112	1/6/89	PHX	L	111-120	1/13/97	DAL	L	98-105	4/3/04	DAL	W	124-103	1/27/13	DAL	W	110-95
12/23/82	PHX	L	106-125	2/3/89	DAL	W	121-117	2/23/97	PHX	W	88-86	11/16/04	DAL	L	101-107	2/1/13	PHO	W	109-99
2/8/83	PHX	W	112-100	4/12/89	DAL	L	94-109	3/2/97	DAL	L	108-109*	12/7/05	PHX	W	119-113	4/10/13	DAL	L	91-102
3/8/83	DAL	W	120-99	1/4/90	PHX	L	102-119	3/15/97	PHX	L	76-101	2/26/05	DAL	L	123-124	12/21/13	PHO	L	108-123
3/19/83	PHX	L	112-115*	1/17/90	DAL	L	86-108	12/18/97	DAL	L	75-89	11/1/05	PHO	W	111-108**	1/17/14	PHO	W	110-107
10/29/83	DAL	W	120-103	3/2/90	DAL	W	108-102	1/2/98	PHX	L	85-92	12/14/05	DAL	W	102-96	4/12/14	DAL	W	101-98
11/19/83	DAL	W	116-107	4/3/90	PHX	L	111-117	2/17/98	DAL	L	77-95	3/5/06	DAL	L	107-115	12/5/14	DAL	L	106-118
2/11/84	PHX	L	89-108	12/18/90	DAL	L	95-114	3/15/98	PHX	L	90-100	4/13/06	PHO	L	104-117	12/23/14	PHO	L	115-124
2/17/84	DAL	W	129-123	12/26/90	PHX	L	88-115	2/22/99	PHX	L	83-101	11/9/06	PHO	W	119-112	3/22/15	PHO	L	92-98
4/12/84	PHX	L	118-119	3/20/91	DAL	L	96-110	3/9/99	DAL	L	91-103	12/28/06	DAL	W	101-99	4/8/15	DAL	W	107-104
11/3/84	DAL	L	93-105	4/12/91	PHX	L	91-103	4/16/99	PHX	L	85-92	3/14/07	DAL	L	127-129	10/28/15	PHO	W	111-95
12/28/84	PHX	W	125-111	11/16/91	DAL	W	91-88	4/20/99	DAL	W	104-100	4/1/07	PHO	L	104-126	12/14/15	DAL	W	104-94
1/16/85	PHX	L	95-98	12/28/91	PHX	L	103-121	12/11/99	DAL	W	120-115	12/19/07	DAL	W	108-105	1/31/16	DAL	W	91-78
2/15/85	DAL	L	103-126	2/28/92	DAL	W	115-107	12/23/99	PHX	W	111-110	2/14/08	PHO	L	97-109	1/5/17	DAL	L	95-102
3/4/85	PHX	W	107-99	3/17/92	PHX	L	81-92	3/4/00	PHX	L	96-110	4/6/08	PHO	W	105-98	1/12/17	PHO	W	113-108
11/19/85	DAL	W	123-119	1/7/93	DAL	L	107-111	3/11/00	DAL	W	104-99	12/4/08	DAL	W	112-97	3/11/17	DAL	L	98-100
12/26/85	PHX	W	105-98	1/30/93	PHX	L	105-126	11/15/00	PHX	L	73-99	1/9/09	PHO	L	100-128	4/9/17	PHO	L	111-124
1/10/86	DAL	W	117-104	3/6/93	DAL	L	102-109	1/13/01	DAL	L	86-93	1/28/10	PHO	L	106-112	12/18/17	DAL	L	91-97
3/3/86	PHX	W	139-138**	3/12/93	PHX	L	98-116	3/17/01	DAL	W	109-99	2/17/10	DAL	W	107-97	1/31/18	PHO	L	88-102
4/1/86	DAL	W	128-98	12/11/93	DAL	L	103-114	4/11/01	PHX	L	106-111	3/10/09	PHO	W	122-117	4/10/18	DAL	L	97-124
11/21/86	PHX	W	130-122*	1/18/94	PHX	L	103-113	11/24/01	DAL	W	119-104	4/5/09	DAL	W	140-116				

* overtime

SERIES INFORMATION & NOTES

Overall Series Phoenix leads 83-71

Games in Dallas Dallas leads 45-33

American Airlines Center Dallas leads 22-10

Reunion Arena Tied 23-23

Games in Phoenix Phoenix leads 50-26

Current Series Streak Phoenix won last five

in Dallas Phoenix won last four

in Phoenix Phoenix won last two

DALLAS

Last Home Win 91-78 (1/31/16)

Last Road Win 113-108 (1/12/17)

Largest Margin of Victory 30 (128-98, 4/1/86)

High Point Total 140 (4/5/09, 1/12/96)

Low Point Total 75 (12/18/97)

PHOENIX

Last Home Win 102-88 (1/31/18)

Last Road Win 124-97 (4/10/18)

Largest Margin of Victory 31 (121-90, 11/26/03)

High Point Total 139 (12/26/94)

Low Point Total 77 (3/5/02)

Series scoring record vs Phoenix

Mark Aguirre (42 on 3/3/86 and 2/17/84)

Series scoring record vs Dallas

Amare Stoudemire (41 on 3/14/07)

Stephon Marbury (41 on 1/17/03)

The Suns have won five straight and six of the last seven meetings with the Mavericks...Dirk Nowitzki passed Hakeem Olajwon (9,714) for fifth place on the NBA's all-time defensive rebounds list at Phoenix on 1/31/18...the Mavericks defeated the Suns 113-108 in Mexico City on 1/12/17, in what was Dallas' second regular-season game played outside of the U.S. or Canada in franchise history (Houston defeated Dallas 108-106 in Mexico City on 12/6/97)...the Suns snapped a 10-game road losing streak against the Mavericks with a win at Dallas on 4/10/13... Shawn Marion appeared in his 1,000 career game against Phoenix on 1/27/13...Dirk Nowitzki played in his 1,000th career game versus the Suns on 1/4/12... Jason Terry recorded his 1,000th 3-pointer with the Mavericks vs. Phoenix on 4/10/11...on 4/5/09, Jason Kidd dished out 20 assists in a career night against the Suns, on his 14th assist he surpassed Magic Johnson for 3rd place on the NBA all-time assist list (10,142), on his 16th assist he set a new Mavericks record for assists in a half and with his 20th assist set a franchise record for most assists in a regulation game...Dirk Nowitzki tallied 30 points and 20 boards against Phoenix on 3/5/02...former Maverick Tony Dumas set a Mavericks record for scoring off the bench with 39 points in 33 minutes in Dallas' 140-130 OT win on 1/12/96.



PORTLAND TRAIL BLAZERS



Owner Paul Allen

President of Basketball Operations Neil Olshey

Head Coach Terry Stotts

Assistant Coaches David Vanterpool, Nate Tibbetts, Dale Osbourne, John McCullough, Jim Moran

Athletic Trainer Geoff Clark

Address One Center Court, Suite 200, Portland, Ore., 97227

Home Court Moda Center (19,441) - 1995

Team Colors Scarlet, Black and White

Television NBC Sports Northwest: Kevin Calabro, Lamar Hurd

Radio Rip City Radio (620 AM): Brian Wheeler, Michael Holton

PORTLAND PR STAFF

Vice President of Basketball Communications Jim Taylor (jim.taylor@blazers.com)

Basketball Communications Director Collin Romer (collin.romer@blazers.com)

Basketball Communications Assistant Jacob Gifford (jacob.gifford@blazers.com)

Phone 503-234-9291

Fax 503-736-2194

DALLAS VS. PORTLAND 2017-2018

PLAYER	GP-GS	MIN	FGM-FGA	FG%	3FG-FGA	FG%	FTM-FTA	FT%	OFF	DEF	TOT/AVG	AST	PF-DQ	STL	TO	BLK	PTS/AVG
Smith Jr., D	3-3	92:54	23-45	0.511	7-13	0.538	4-5	0.800	3	15	18/6.0	21	6-0	7	5	0	57/19.0
Matthews, W	2-2	69:50	12-29	0.414	3-12	0.250	8-12	0.667	3	3	6/3.0	4	4-0	2	2	0	35/17.5
Barnes, H	3-3	102:50	14-42	0.333	3-13	0.231	13-14	0.929	3	17	20/6.7	4	4-0	1	5	2	44/14.7
Nowitzki, D	3-3	74:42	15-37	0.405	7-16	0.438	5-6	0.833	0	13	13/4.3	2	5-0	3	1	3	42/14.0
Barea, J	3-1	61:35	14-27	0.519	4-10	0.400	2-2	1.000	0	5	5/1.7	13	4-0	1	4	0	34/11.3
Ferrell, Y	3-0	75:23	9-21	0.429	5-13	0.385	4-4	1.000	0	2	2/0.7	3	4-0	1	0	0	27/9.0
Kleber, M	3-2	73:32	9-17	0.529	5-8	0.625	3-4	0.750	4	10	14/4.7	6	6-0	3	0	3	26/8.7
Powell, D	3-1	46:16	9-17	0.529	2-5	0.400	0-0	0.000	4	9	13/4.3	1	8-0	3	1	1	20/6.7
Harrison, A	1-0	25:48	1-8	0.125	1-5	0.200	3-4	0.750	0	4	4/4.0	4	3-0	3	1	0	6/6.0
McDermott, D	1-0	14:19	2-7	0.286	0-3	0.000	2-2	1.000	0	2	2/2.0	2	0-0	0	0	1	6/6.0
Mejri, S	3-0	59:57	6-9	0.667	0-0	0.000	5-10	0.500	7	9	16/5.3	3	10-0	1	2	3	17/5.7
Collinsworth, K	2-0	16:55	1-3	0.333	0-0	0.000	0-2	0.000	3	1	4/2.0	0	2-0	1	0	0	2/1.0
Harris, D	1-0	6:01	0-2	0.000	0-1	0.000	0-0	0.000	0	0	0/0.0	0	0-0	0	0	0	0/0.0
MAVERICKS	3-15	720:00	115-264	0.436	37-99	0.374	49-65	0.754	27	90	142/47.3	63	56-0	26	21	13	316/105.3
TRAIL BLAZERS	3-15	720:00	123-252	0.488	38-106	0.358	49-57	0.860	24	116	160/53.3	67	60-0	13	42	11	333/111.0

PORTLAND VS. DALLAS 2017-2018

PLAYER	GP-GS	MIN	FGM-FGA	FG%	3FG-FGA	FG%	FTM-FTA	FT%	OFF	DEF	TOT/AVG	AST	PF-DQ	STL	TO	BLK	PTS/AVG
Lillard, D	3-3	109:06	25-53	0.472	12-27	0.444	27-30	0.900	1	12	13/4.3	20	6-0	2	8	1	89/29.7
McCollum, C	3-3	109:07	27-55	0.491	3-15	0.200	5-6	0.833	0	12	12/4.0	15	7-0	2	4	0	62/20.7
Nurkic, J	3-3	69:02	17-24	0.708	0-0	0.000	3-5	0.600	6	21	27/9.0	3	8-0	1	11	3	37/12.3
Turner, E	2-2	55:58	8-16	0.500	2-5	0.400	3-3	1.000	0	5	5/2.5	3	8-0	0	1	0	21/10.5
Davis, E	2-0	51:20	9-12	0.750	0-0	0.000	3-3	1.000	9	14	23/11.5	3	4-0	0	4	5	21/10.5
Aminu, A	3-3	93:40	11-28	0.393	7-21	0.333	1-2	0.500	1	19	20/6.7	5	4-0	4	1	0	30/10.0
Napier, S	3-0	68:14	7-16	0.438	6-11	0.545	6-7	0.857	1	8	9/3.0	8	6-0	2	3	0	26/8.7
Connaughton, P	3-0	69:04	7-19	0.368	5-13	0.385	0-0	0.000	4	4	8/2.7	5	7-0	0	1	0	19/6.3
Collins, Z	3-0	51:40	7-16	0.438	2-7	0.286	1-1	1.000	1	13	14/4.7	3	6-0	1	4	1	17/5.7
Harkless, M	1-1	17:58	2-6	0.333	1-4	0.250	0-0	0.000	0	1	1/1.0	0	0-0	0	1	1	5/5.0
Leonard, M	2-0	16:45	3-6	0.500	0-3	0.000	0-0	0.000	1	5	6/3.0	1	3-0	1	2	0	6/3.0
Layman, J	1-0	2:56	0-0	0.000	0-0	0.000	0-0	0.000	0	0	0/0.0	1	0-0	0	1	0	0/0.0
Vonleh, N	1-0	2:56	0-0	0.000	0-0	0.000	0-0	0.000	0	0	0/0.0	0	0-0	0	0	0	0/0.0
Swanigan, C	1-0	2:14	0-1	0.000	0-0	0.000	0-0	0.000	0	2	2/2.0	0	1-0	0	0	0	0/0.0
TRAIL BLAZERS	3-15	720:00	123-252	0.488	38-106	0.358	49-57	0.860	24	116	160/53.3	67	60-0	13	42	11	333/111.0
MAVERICKS	3-15	720:00	115-264	0.436	37-99	0.374	49-65	0.754	27	90	142/47.3	63	56-0	26	21	13	316/105.3

2018-19 vs Mavericks

Dec. 4 at Dallas
Dec. 23 at Portland
Feb. 10 at Dallas
Mar. 20 at Portland

2017-18 Season

49-33 (.598)
First in Northwest

Playoffs

Lost to New Orleans, 4-0



Date	Site	W/L	Score	Date	Site	W/L	Score	Date	Site	W/L	Score	Date	Site	W/L	Score	Date	Site	W/L	Score
10/24/80	POR	L	105-120	12/14/86	POR	L	100-134	11/25/94	DAL	W	101-91	12/4/02	POR	W	103-88	4/3/11	POR	L	96-104
11/14/80	DAL	W	113-106	2/1/87	POR	L	117-133	12/23/94	POR	L	92-118	1/26/03	DAL	L	93-100	2/11/12	DAL	W	97-94**
11/23/80	POR	L	96-116	2/10/87	DAL	W	135-115	2/14/95	DAL	W	95-90	3/28/03	POR	L	95-112	4/6/12	DAL	L	97-99*
3/15/81	POR	L	110-135	11/14/87	DAL	W	127-116	4/15/95	POR	W	102-90	11/17/03	DAL	W	105-98	4/13/12	DAL	W	97-94
3/27/81	DAL	L	109-123	1/19/88	POR	W	120-116	1/27/96	DAL	L	103-112	12/23/03	POR	L	88-97	11/5/12	DAL	W	114-91
11/10/81	POR	L	95-117	3/8/88	DAL	L	110-112	3/17/96	POR	L	86-112	1/17/04	POR	W	108-104	1/29/13	POR	L	104-106
12/19/81	DAL	W	102-95	3/20/88	POR	L	99-105	3/31/96	DAL	L	100-115	2/28/04	DAL	W	111-91	2/6/13	DAL	W	105-99
1/16/82	DAL	L	103-110	3/25/88	DAL	W	106-101	4/11/96	POR	L	99-114	11/26/04	DAL	W	92-83	4/7/13	POR	W	96-91
3/10/82	DAL	W	104-102	1/15/89	DAL	W	111-108	12/20/96	POR	L	77-107	1/26/05	POR	W	95-88	12/7/13	POR	W	108-106
3/21/82	POR	L	101-109	2/7/89	POR	L	125-134	1/4/97	DAL	L	104-110	3/17/05	DAL	W	98-94	1/18/14	DAL	L	111-127
12/18/82	POR	L	105-108	3/8/89	DAL	W	99-92	3/7/97	POR	L	69-80	4/14/05	POR	W	102-90	3/7/14	DAL	W	103-98
1/20/83	DAL	W	121-112	3/20/89	POR	L	91-112	4/8/97	DAL	W	87-82	1/3/06	DAL	W	95-81	11/6/14	POR	L	87-108
2/6/83	POR	W	112-105	11/10/89	DAL	L	91-99	11/8/97	DAL	L	94-101	1/22/06	POR	W	95-89*	2/7/15	DAL	W	111-101**
2/25/83	DAL	W	133-117	12/29/89	DAL	L	140-144***	11/17/97	POR	L	75-120	3/7/06	DAL	W	93-87	3/5/15	POR	L	75-94
4/2/83	POR	L	98-110	2/3/90	POR	L	110-131	4/3/98	POR	L	102-109	3/9/06	POR	W	109-92	4/15/15	DAL	W	114-98
11/2/83	DAL	W	123-117	4/13/90	POR	L	92-124	4/7/98	DAL	L	91-99	11/12/06	POR	W	103-96	12/1/15	POR	W	98-112*
1/13/84	DAL	W	113-110	12/14/90	POR	L	104-106	2/15/99	POR	L	84-99	1/10/07	DAL	W	99-74	3/20/16	DAL	W	132-120*
1/17/84	POR	L	114-121	1/9/91	DAL	W	109-99	3/15/99	DAL	L	91-106	4/7/07	DAL	W	86-74	3/23/16	POR	L	103-109
2/7/84	POR	L	85-101	2/19/91	POR	L	100-107	4/17/99	DAL	L	94-102	11/10/07	POR	L	82-91	11/4/16	DAL	L	95-105
4/3/84	DAL	L	88-91	4/7/91	DAL	L	92-110	1/10/00	POR	L	94-107	11/30/07	DAL	W	91-80	12/21/16	POR	W	96-95
11/13/84	POR	W	101-94	12/26/91	POR	L	88-113	1/15/00	DAL	W	113-105	2/13/08	DAL	W	96-76	2/3/17	POR	W	108-104
1/8/85	POR	W	108-102	2/6/92	DAL	L	98-103	3/30/00	POR	L	85-96	4/12/08	POR	L	105-108	2/7/17	DAL	L	113-114
1/13/85	DAL	W	124-101	3/24/92	POR	L	83-109	4/1/00	DAL	W	92-81	12/25/08	POR	W	102-94	1/20/18	POR	L	108-117
2/20/85	DAL	W	104-98	4/15/92	DAL	L	94-100	11/30/00	POR	L	84-95	2/4/09	DAL	W	104-99	1/26/18	DAL	L	93-107
4/12/85	POR	L	111-131	12/30/92	POR	L	92-111	12/20/00	DAL	W	106-101	3/11/09	POR	W	93-89	4/3/18	DAL	W	115-109
11/6/85	DAL	L	109-111	1/5/93	DAL	L	95-109	3/20/01	DAL	L	88-96	12/22/09	DAL	L	81-85				
12/27/85	DAL	L	133-142*	3/10/93	DAL	L	96-124	3/28/01	POR	W	94-84	1/30/10	DAL	L	112-114*				* overtime
2/6/86	POR	W	115-111	4/8/93	POR	L	107-126	12/11/01	DAL	W	105-103	3/25/10	POR	L	89-101				
3/7/86	POR	L	114-125	11/21/93	POR	L	90-103	2/13/02	POR	L	103-114	4/9/10	POR	W	83-77				
3/14/86	DAL	W	129-118	12/14/93	DAL	L	93-100	3/14/02	POR	L	106-132	12/15/10	DAL	W	103-98				
11/7/86	POR	L	113-120*	2/15/94	DAL	L	103-106	4/9/02	POR	W	108-96	1/4/11	DAL	W	84-81				
12/10/86	DAL	W	130-129	4/12/94	POR	W	108-107	11/11/02	DAL	W	82-73	3/15/11	POR	L	101-104				

SERIES INFORMATION & NOTES

- Overall Series** Portland leads 82-71
- Games in Dallas** Dallas leads 47-31
- American Airlines Center** Dallas leads 24-8
- Reunion Arena** Tied 23-23
- Games in Portland** Portland leads 51-24
- Current Series Streak** Dallas won last game
- in Dallas** Dallas won last game
- in Portland** Portland won last game

DALLAS

- Last Home Win** 115-109 (4/3/18)
- Last Road Win** 108-104 (2/3/17)
- Largest Margin of Victory** 23 (twice)
- High Point Total** 140 (3OT) (12/29/89)
- Low Point Total** 69 (3/7/97)

PORTLAND

- Last Home Win** 117-108 (1/20/18)
- Last Road Win** 107-93 (1/26/18)
- Largest Margin of Victory** 45 (120-75, 11/17/97)
- High Point Total** 144 (3 OT) (12/29/89)
- Low Point Total** 73 (11/11/02)

Series scoring record vs Portland
Mark Aguirre (44 on 2/6/83)

Series scoring record vs Dallas
Andre Miller (52, OT on 3/14/86)

The Mavericks have won 35 of the last 52 in the series... Yogi Ferrell appeared in his fourth career game at Portland on 2/3/17 and went 9-of-11 from beyond, tying the NBA rookie record for 3-pointers made in a game... Ferrell, who finished with a game-high 32 points and a team-high five assists, became the first undrafted rookie in NBA history to score 30-plus points in a game in which he also led his team in assists...on 3/20/16, a 37-year old Dirk Nowitzki scored 40 points on the Blazers... Nowitzki's 40-point game was just the fourth by a player at age 37 or older...Rick Carlisle recorded his 500th career victory against Portland on 2/6/13...Carlisle also captured his 400th win with the Mavericks at Portland on 2/3/17, becoming the first coach in franchise history to reach the milestone...Shawn Bradley set a Mavericks record with 13 blocked shots in the 4/7/98 loss to Portland...Bradley finished the game with 22 points and a career-high 22 rebounds, recording a triple-double... the 16 total team blocks were also another Mavericks record...the second-longest game in Mavericks history was a triple-overtime loss in Dallas that lasted three hours and 10 minutes on 12/29/89...in that game, James Donaldson set a Mavericks record with 58 minutes played, and the Blazers' Clyde Drexler set a Mavericks opponent record with 55 minutes played.



SACRAMENTO KINGS



Owner Vivek Ranadivé

General Manager Vlade Divac

Head Coach Dave Joerger

Assistant Coaches Elston Turner, Bryan Gates, Bob Thornton, Jason March, Duane Ticknor

Athletic Trainer Joe Resendez

Address 500 David J. Stern Walk, Sacramento, Calif., 95814

Home Court Golden 1 Center (17,583) - 2016

Team Colors Purple, Black and Silver

Television NBC Sports California: Grant Napear, Doug Christie, Kayte Christensen-Hunter

Radio KHTK (1140 AM): Gary Gerould

SACRAMENTO PR STAFF

Sr. Vice President, Communications Joelle Terry (jterry@kings.com)

Director of Media Relations Chris Clark (cclark@kings.com)

Media Relations Manager Rahsaan Gethers (rgethers@kings.com)

Phone 916-928-0000

Fax 916-928-6912

DALLAS VS. SACRAMENTO 2017-2018

PLAYER	GP-GS	MIN	FGM-FGA	FG%	3FG-FGA	FG%	FTM-FTA	FT%	OFF	DEF	TOT/AVG	AST	PF-DQ	STL	TO	BLK	PTS/AVG
Barnes, H	4-4	136:36	27-58	0.466	12-26	0.462	14-20	0.700	1	15	16/4.0	10	5-0	2	3	1	80/20.0
Smith Jr., D	3-3	87:00	16-42	0.381	5-21	0.238	11-15	0.733	2	7	9/3.0	14	8-0	3	11	0	48/16.0
Finney-Smith, D	1-0	21:08	5-6	0.833	3-4	0.750	1-2	0.500	2	0	2/2.0	1	2-0	0	0	0	14/14.0
Powell, D	3-1	67:09	14-23	0.609	2-4	0.500	8-9	0.889	8	11	19/6.3	7	2-0	1	2	0	38/12.7
Barea, J	3-2	83:10	13-39	0.333	7-23	0.304	0-0	0.000	1	6	7/2.3	34	6-0	2	8	1	33/11.0
Nowitzki, D	4-4	106:21	15-37	0.405	7-22	0.318	5-5	1.000	0	30	30/7.5	9	7-0	1	2	2	42/10.5
McDermott, D	2-0	41:42	8-10	0.800	3-4	0.750	2-3	0.667	0	8	8/4.0	1	1-0	2	1	0	21/10.5
Harrison, A	1-1	24:58	3-8	0.375	2-7	0.286	2-2	1.000	0	5	5/5.0	0	3-0	1	1	1	10/10.0
Motley, J	1-0	11:20	4-6	0.667	0-0	0.000	2-4	0.500	1	0	1/1.0	0	3-0	0	0	0	10/10.0
Harris, D	1-0	16:31	4-5	0.800	1-2	0.500	0-0	0.000	1	3	4/4.0	3	0-0	1	0	0	9/9.0
Ferrell, Y	4-0	94:52	10-28	0.357	6-18	0.333	8-11	0.727	1	8	9/2.3	6	7-0	3	4	2	34/8.5
Matthews, W	3-3	93:33	9-26	0.346	4-16	0.250	2-2	1.000	1	5	6/2.0	7	1-0	4	6	1	24/8.0
Noel, N	1-1	27:09	3-3	1.000	0-0	0.000	1-2	0.500	1	5	6/6.0	0	1-0	3	1	2	7/7.0
Mejri, S	4-0	52:54	7-12	0.583	0-0	0.000	4-4	1.000	3	8	11/2.8	5	2-0	2	2	7	18/4.5
Collinsworth, K	2-0	44:47	4-7	0.571	0-1	0.000	1-4	0.250	0	6	6/3.0	4	1-0	0	2	2	9/4.5
Cleveland, G	1-0	9:58	1-3	0.333	1-3	0.333	0-0	0.000	1	1	2/2.0	0	0-0	1	0	0	3/3.0
Kleber, M	3-1	36:02	3-6	0.500	0-2	0.000	0-0	0.000	1	10	11/3.7	0	6-0	1	1	1	6/2.0
Jones, J	2-0	4:51	0-2	0.000	0-1	0.000	0-0	0.000	0	0	0/0.0	0	2-0	0	0	0	0/0.0
MAVERICKS	4-20	960:00	146-321	0.455	53-154	0.344	61-83	0.735	24	128	190/47.5	101	57-0	27	48	20	406/101.5
KINGS	4-20	960:00	165-349	0.473	36-102	0.353	37-50	0.740	38	134	204/51.0	98	80-0	31	50	16	403/100.8

SACRAMENTO VS. DALLAS 2017-2018

PLAYER	GP-GS	MIN	FGM-FGA	FG%	3FG-FGA	FG%	FTM-FTA	FT%	OFF	DEF	TOT/AVG	AST	PF-DQ	STL	TO	BLK	PTS/AVG
Randolph, Z	3-3	76:48	21-40	0.525	5-10	0.500	2-4	0.500	7	11	18/6.0	7	6-0	2	9	0	49/16.3
Labissiere, S	2-1	43:06	12-24	0.500	0-1	0.000	3-3	1.000	3	10	13/6.5	3	2-0	0	1	2	27/13.5
Hill, G	2-1	46:49	11-14	0.786	3-3	1.000	0-1	0.000	1	4	5/2.5	5	1-0	3	6	0	25/12.5
Hield, B	4-1	90:27	18-47	0.383	7-23	0.304	5-5	1.000	1	11	12/3.0	6	6-0	3	3	1	48/12.0
Bogdanovic, B	3-3	87:00	14-29	0.483	5-12	0.417	3-4	0.750	1	8	9/3.0	12	9-0	1	4	0	36/12.0
Temple, G	3-0	78:59	13-23	0.565	5-9	0.556	5-6	0.833	1	6	7/2.3	7	7-0	4	3	0	36/12.0
Caulley-Stein, W	4-4	111:12	20-32	0.625	0-1	0.000	7-12	0.583	7	22	29/7.3	5	15-0	7	5	4	47/11.8
Fox, D	4-3	117:43	18-48	0.375	2-10	0.200	2-3	0.667	1	13	14/3.5	27	10-0	5	8	1	40/10.0
Koufos, K	4-0	71:08	17-24	0.708	0-0	0.000	3-5	0.600	10	16	26/6.5	3	8-0	1	2	2	37/9.3
Mason, F	1-0	26:17	1-13	0.077	0-3	0.000	6-6	1.000	2	4	6/6.0	5	3-0	0	1	1	8/8.0
Jackson, J	4-4	102:51	12-28	0.429	3-12	0.250	1-1	1.000	4	19	23/5.8	6	3-0	1	4	1	28/7.0
Carter, V	4-0	64:48	6-20	0.300	5-15	0.333	0-0	0.000	0	8	8/2.0	8	7-0	3	1	0	17/4.3
Caboclo, B	1-0	12:00	1-2	0.500	1-2	0.500	0-0	0.000	0	1	1/1.0	1	0-0	0	1	1	3/3.0
Sampson, J	3-0	30:53	1-5	0.200	0-1	0.000	0-0	0.000	0	1	1/0.3	3	3-0	1	1	3	2/0.7
KINGS	4-20	960:00	165-349	0.473	36-102	0.353	37-50	0.740	38	134	204/51.0	98	80-0	31	50	16	403/100.8
MAVERICKS	4-20	960:00	146-321	0.455	53-154	0.344	61-83	0.735	24	128	190/47.5	101	57-0	27	48	20	406/101.5

2018-19 vs Mavericks
Dec. 16 at Dallas
Mar. 21 at Sacramento
Mar. 26 at Dallas

2017-18 Season
27-55 (.329)
Fourth in Pacific

Playoffs
Did not qualify



Date	Site	W/L	Score	Date	Site	W/L	Score	Date	Site	W/L	Score	Date	Site	W/L	Score	Date	Site	W/L	Score
10/17/80	DAL	L	91-103	3/9/86	SAC	W	117-102	3/13/93	SAC	L	94-122	4/13/01	DAL	W	101-97	3/5/10	DAL	W	108-100
12/13/80	KC	L	107-114	4/12/86	DAL	L	120-127*	4/17/93	DAL	L	107-108	11/29/01	DAL	L	98-110	4/10/10	SAC	W	126-108
1/20/81	DAL	L	91-104	4/7/86	SAC	L	115-122	1/2/94	SAC	L	116-119	12/2/01	SAC	W	120-114*	12/4/10	SAC	W	105-103
2/3/81	DAL	L	100-121	11/26/86	DAL	W	129-117	1/29/94	DAL	W	108-101	2/23/02	DAL	W	111-97	2/9/11	SAC	W	102-100
2/26/81	KC	L	102-105	2/2/86	SAC	W	127-124	4/5/94	SAC	W	88-80	4/14/02	SAC	W	113-100	2/16/11	DAL	W	116-100
3/29/81	KC	L	104-113	2/12/87	SAC	L	125-129	4/16/94	DAL	L	98-106	1/15/03	SAC	L	94-123	1/14/12	DAL	W	99-60
10/31/81	DAL	W	95-89	2/25/87	DAL	W	108-101	11/17/94	DAL	W	96-94	2/4/03	DAL	L	109-110	3/9/12	SAC	L	97-110
12/9/81	KC	L	109-113*	3/19/87	SAC	W	105-104	1/24/95	SAC	L	109-110**	2/27/03	DAL	L	124-126*	4/10/12	DAL	W	110-100
12/29/81	DAL	W	104-92	4/18/87	DAL	W	125-121	1/28/95	DAL	L	84-87	3/16/03	SAC	W	129-123*	12/10/12	DAL	W	119-106
1/21/82	KC	W	110-94	11/21/87	SAC	W	103-96	3/14/95	SAC	W	91-90	12/25/03	SAC	W	111-103	1/10/13	SAC	W	117-112*
3/26/82	DAL	W	96-87	12/9/87	DAL	W	125-98	1/23/96	SAC	W	111-109	1/25/04	DAL	W	108-99	2/13/13	DAL	W	123-100
4/14/82	KC	L	95-114	12/29/87	DAL	W	126-117	2/21/96	DAL	W	93-91	3/11/04	SAC	L	102-120	4/5/13	SAC	W	117-108
11/5/82	KC	W	118-113	2/4/88	SAC	L	101-118	4/2/96	DAL	L	97-104	4/1/04	DAL	W	127-117	12/9/13	SAC	L	97-112
11/20/82	DAL	L	120-127	3/2/88	DAL	W	115-90	4/9/96	SAC	L	86-95	11/2/04	DAL	W	107-98	1/31/14	DAL	W	107-103
1/26/83	KC	W	125-115	4/12/88	SAC	W	104-96	11/2/96	DAL	L	94-107	2/11/05	SAC	W	115-113	3/29/14	DAL	W	103-100
2/26/83	DAL	W	118-107	11/12/88	DAL	W	111-71	12/12/96	SAC	L	86-93	3/24/05	DAL	W	122-113	4/6/14	SAC	W	93-91
3/9/83	KC	L	113-129	1/3/89	SAC	L	98-123	2/4/97	DAL	W	104-96	3/24/05	SAC	L	101-109	11/11/14	DAL	W	106-98
3/26/83	DAL	L	111-114	3/18/89	SAC	L	90-100	3/16/97	SAC	W	89-88	12/22/05	SAC	W	105-95	1/13/15	SAC	W	108-104*
11/25/83	DAL	W	98-96	4/7/89	DAL	W	115-102	11/18/97	SAC	L	95-102	3/12/06	SAC	L	80-85	2/5/15	SAC	W	101-78
12/6/83	KC	L	103-112	11/7/89	SAC	L	94-96	12/20/97	DAL	L	88-89	4/4/06	DAL	W	127-101	11/30/15	SAC	L	98-112
1/10/84	KC	L	102-112	12/23/89	DAL	W	102-95	1/8/98	DAL	L	92-103	12/1/06	DAL	W	109-90	1/3/16	DAL	W	117-116*
2/10/84	DAL	W	115-96	1/26/90	DAL	W	106-93	4/5/98	SAC	L	99-105	12/18/06	SAC	W	109-91	3/3/16	DAL	L	101-104
3/2/84	DAL	W	108-94	2/6/90	SAC	W	100-90	2/27/99	DAL	W	97-90	1/27/07	DAL	W	106-104	3/27/16	SAC	L	111-133
3/3/84	KC	L	103-105	12/4/90	SAC	L	83-103	3/7/99	SAC	L	89-94	4/3/07	SAC	W	97-93	12/7/16	DAL	L	89-120
12/12/84	DAL	W	116-107	12/29/90	DAL	W	90-79	3/20/99	DAL	W	104-90	11/3/07	DAL	W	123-102	12/18/16	DAL	W	95-79
1/5/85	DAL	W	135-107	3/18/91	DAL	W	104-86	4/24/99	SAC	L	102-105	1/14/08	SAC	L	120-122	4/4/17	SAC	L	87-98
1/10/85	KC	W	117-110*	4/9/91	SAC	L	104-113	11/19/99	DAL	L	94-103	2/29/08	DAL	W	115-106	10/20/17	DAL	L	88-93
2/23/85	KC	W	121-98	12/21/91	DAL	W	109-85	12/26/99	SAC	L	111-118	11/29/08	SAC	W	101-78	2/3/18	SAC	W	106-99
3/13/85	DAL	W	118-100	2/3/92	SAC	L	95-99	3/6/00	SAC	L	109-130	1/11/09	SAC	L	95-102	2/13/18	DAL	L	109-114
4/9/85	KC	L	105-117	3/20/92	DAL	L	96-125	4/4/00	DAL	W	105-102	2/10/09	DAL	W	118-100	3/27/18	SAC	W	103-97
11/2/85	DAL	W	119-113	4/5/92	SAC	L	89-123	11/12/00	SAC	L	84-109	2/21/09	DAL	W	116-95				
11/29/85	DAL	W	113-111	12/29/92	SAC	L	81-139	1/15/01	DAL	L	105-116	11/20/09	DAL	W	104-102				
1/21/86	SAC	L	110-119	1/29/93	DAL	L	120-130	4/1/01	SAC	W	119-107	1/2/10	SAC	W	99-91				

* overtime

SERIES INFORMATION & NOTES

Overall Series Dallas leads 93-69

Games in Dallas Dallas leads 57-24

American Airlines Center Dallas leads 24-7

Reunion Arena Dallas 33-17

Games in SAC/Kansas City Sacramento leads 45-36

Games in Sacramento Sacramento leads 35-31

Games in Kansas City Kansas City 10-5

Current Series Streak Dallas won last game

in Dallas Sacramento won last two

in Sacramento Dallas won last two

DALLAS

Last Home Win 99-79 (12/18/16)

Last Road Win 103-97 (3/27/18)

Largest Margin of Victory 44 (124-80, 4/11/85)

High Point Total 135 (1/5/85)

Low Point Total 80 (3/12/06)

SACRAMENTO

Last Home Win 98-87 (4/4/17)

Last Road Win 114-109 (2/13/18)

Largest Margin of Victory 58 (139-81, 12/29/92)

High Point Total 139 (12/29/92)

Low Point Total 60 (1/14/12)

Series scoring record vs Sacramento

Rolando Blackman (46 on 3/12/86)

Series scoring record vs Dallas

Kevin Martin (39 on 1/14/08)

Dallas has won 41 of the last 55 meetings with Sacramento, but the Kings have gone 7-4 in the last 11 showdowns between the two teams...Dallas and Sacramento split the 2017-18 season series, 2-2, with the road team winning all four games...on 11/11/14 vs. the Kings, Dirk Nowitzki passed Hakeem Olajuwon for ninth place on the NBA's all-time scoring list and became the top foreign-born scorer of all time...from 1/25/04 through 1/5/16, the Mavericks defeated the Kings 22 consecutive times in Dallas, their longest ever home winning streak against any one opponent...Deron Williams hit a game-winning 3-pointer as time expired in double overtime to give Dallas a thrilling 117-116 victory over the Kings on 1/5/16 (and extend the home winning streak to 22 games)...on 1/14/12, the Mavericks held the Kings to just 60 points on 22-of-86 (.256) shooting, setting new all-time opponent lows for points, field goals made and field goal percentage...eight players scored in double figures for the Mavs in the 116-100 win over Sacramento on 2/16/11...the Mavericks suffered their worst loss in team history in a 58-point (139-81) loss to the Kings in Sacramento on 12/29/92...former Maverick Rolando Blackman started his team record streak of 865 consecutive games without fouling out on 10/31/81 against the then-Kansas City Kings.



SAN ANTONIO SPURS



Chairman and CEO Julianna Hawn Holt

President of Basketball Operations/Head Coach Gregg Popovich

President of Sports Franchises/General Manager R.C. Buford

Assistant Coaches Ettore Messina, Ime Udoka, Becky Hammon, Chip Engelland, Will Hardy

Athletic Trainer Will Sevensing

Address One AT&T Center, San Antonio, Texas 78219

Home Court AT&T Center (18,418) - 2002

Team Colors Metallic Silver and Black

Television KENS (5), KMYS (35), Fox Sports Southwest (26): Bill Land, Sean Elliot, Dan Weiss

Radio WOAI (1200 AM): Bill Schoening

SAN ANTONIO PR STAFF

Senior Director of Communications Tom James (tjames@attcenter.com)

Basketball Communications Manager Kris Davis (kdavis@attcenter.com)

Basketball Communications Coordinator Jordan Howenstine (jhowenstine@attcenter.com)

Phone 210-444-5500

Fax 210-444-5003

DALLAS VS. SAN ANTONIO 2017-2018

PLAYER	GP-GS	MIN	FGM-FGA	FG%	3FG-FGA	FG%	FTM-FTA	FT%	OFF	DEF	TOT/AVG	AST	PF-DQ	STL	TO	BLK	PTS/AVG
Smith Jr., D	2-2	64:44	19-40	0.475	6-16	0.375	2-2	1.000	1	6	7/3.5	7	5-0	0	8	0	46/23.0
Barea, J	4-0	99:12	23-44	0.523	8-19	0.421	3-3	1.000	1	22	23/5.8	22	4-0	4	9	0	57/14.3
Barnes, H	4-4	144:48	19-58	0.328	3-12	0.250	15-16	0.938	3	22	25/6.3	8	9-0	7	5	1	56/14.0
Matthews, W	4-4	144:05	21-49	0.429	8-20	0.400	3-5	0.600	0	15	15/3.8	12	15-1	3	4	0	53/13.3
Nowitzki, D	4-4	106:07	18-36	0.500	5-14	0.357	7-7	1.000	2	13	15/3.8	13	7-0	0	2	1	48/12.0
Powell, D	3-0	55:42	11-15	0.733	0-2	0.000	8-15	0.533	6	16	22/7.3	1	9-0	5	3	0	30/10.0
Kleber, M	4-3	98:20	15-22	0.682	5-10	0.500	1-1	1.000	2	11	13/3.3	0	5-0	0	0	4	36/9.0
Ferrell, Y	4-3	127:34	14-39	0.359	4-15	0.267	1-1	1.000	2	22	24/6.0	13	7-0	3	7	0	33/8.3
Harris, D	3-0	63:01	6-22	0.273	4-9	0.444	4-4	1.000	1	7	8/2.7	6	5-0	2	1	1	20/6.7
Mejri, S	4-0	42:58	5-7	0.714	0-0	0.000	1-2	0.500	3	11	14/3.5	1	9-0	1	0	2	11/2.8
Cleveland, A	3-0	8:32	0-2	0.000	0-1	0.000	0-0	0.000	0	0	0/0.0	0	1-0	1	1	1	0/0.0
Noel, N	1-0	4:57	0-1	0.000	0-0	0.000	0-0	0.000	0	1	1/1.0	0	1-0	0	1	0	0/0.0
MAVERICKS	4-20	960:00	151-335	0.451	43-118	0.364	45-56	0.804	21	146	191/47.8	83	77-1	26	44	10	390/97.5
SPURS	4-20	960:00	152-334	0.455	28-103	0.272	67-85	0.788	31	149	204/51.0	79	57-0	25	39	19	399/99.8

SAN ANTONIO VS. DALLAS 2017-2018

PLAYER	GP-GS	MIN	FGM-FGA	FG%	3FG-FGA	FG%	FTM-FTA	FT%	OFF	DEF	TOT/AVG	AST	PF-DQ	STL	TO	BLK	PTS/AVG
Aldridge, L	4-4	145:36	43-81	0.531	0-3	0.000	24-27	0.889	13	29	42/10.5	10	5-0	3	8	6	110/27.5
Leonard, K	1-1	15:51	6-12	0.500	1-4	0.250	0-0	0.000	1	5	6/6.0	1	0-0	1	0	1	13/13.0
Mills, P	4-1	104:42	18-37	0.486	9-24	0.375	3-4	0.750	1	7	8/2.0	11	3-0	6	5	1	48/12.0
Gay, R	3-1	70:27	12-26	0.462	3-6	0.500	7-8	0.875	4	11	15/5.0	3	9-0	1	3	4	34/11.3
Anderson, K	2-2	67:53	5-14	0.357	0-2	0.000	9-12	0.750	2	16	18/9.0	8	4-0	3	3	2	19/9.5
Forbes, B	4-1	91:43	13-32	0.406	5-18	0.278	1-3	0.333	1	4	5/1.3	5	3-0	1	2	0	32/8.0
Ginobili, M	4-0	83:07	11-26	0.423	1-11	0.091	9-10	0.900	1	7	8/2.0	6	5-0	1	2	0	32/8.0
Gasol, P	4-4	95:24	10-25	0.400	3-7	0.429	4-4	1.000	3	23	26/6.5	11	5-0	1	4	0	27/6.8
Green, D	3-3	84:28	7-18	0.389	3-10	0.300	2-2	1.000	0	11	11/3.7	7	3-0	3	3	5	19/6.3
Murray, D	4-1	54:14	10-20	0.500	1-3	0.333	3-4	0.750	2	16	18/4.5	5	9-0	1	2	0	24/6.0
Parker, T	2-2	37:49	6-16	0.375	0-2	0.000	0-1	0.000	0	5	5/2.5	7	2-0	1	1	0	12/6.0
Bertans, D	4-0	38:34	4-9	0.444	2-5	0.400	3-3	1.000	1	7	8/2.0	2	2-0	1	3	0	13/3.3
Lauvergne, J	4-0	33:04	4-4	1.000	0-0	0.000	1-2	0.500	1	3	4/1.0	2	5-0	1	2	0	9/2.3
Paul, B	4-0	30:15	3-12	0.250	0-7	0.000	1-5	0.200	1	4	5/1.3	1	2-0	1	1	0	7/1.8
Hilliard, D	1-0	6:49	0-2	0.000	0-1	0.000	0-0	0.000	0	1	1/1.0	0	0-0	0	0	0	0/0.0
White, D	1-0	0:04	0-0	0.000	0-0	0.000	0-0	0.000	0	0	0/0.0	0	0-0	0	0	0	0/0.0
SPURS	4-20	960:00	152-334	0.455	28-103	0.272	67-85	0.788	31	149	204/51.0	79	57-0	25	39	19	399/99.8
MAVERICKS	4-20	960:00	151-335	0.451	43-118	0.364	45-56	0.804	21	146	191/47.8	83	77-1	26	44	10	390/97.5

2018-19 vs Mavericks

Oct. 29 at San Antonio

Jan. 16 at Dallas

Mar. 12 at Dallas

Apr. 10 at San Antonio

2017-18 Season

47-35 (.573)

Third in Southwest

Playoffs

Lost to Golden State, 4-1



Date	Site	W/L	Score	Date	Site	W/L	Score	Date	Site	W/L	Score	Date	Site	W/L	Score	Date	Site	W/L	Score
10/11/80	DAL	W	103-92	1/3/87	SA	W	106-89	12/16/93	DAL	L	89-103	2/20/03	DAL	W	95-87	3/23/12	SA	L	87-104
10/18/80	SA	L	96-110	1/7/87	DAL	W	108-103	1/15/94	DAL	L	87-104	3/20/03	DAL	L	110-112*	12/23/12	SA	L	91-129
12/16/80	DAL	L	83-89	2/20/87	DAL	W	122-107	1/22/94	SA	L	83-103	4/16/03	SA	W	93-72	12/30/12	DAL	L	86-111
2/8/81	SA	L	98-102	2/28/87	SA	L	98-123	3/29/94	DAL	L	92-117	11/8/03	SA	W	81-78	1/25/13	DAL	L	107-113
2/14/81	DAL	L	99-107	1/7/87	SA	L	106-130	12/6/94	SA	W	124-121*	11/20/03	DAL	W	95-92	3/14/13	SA	L	91-92
3/8/81	SA	L	108-113	1/2/88	SA	W	116-109	1/15/95	SA	W	108-103	2/26/04	DAL	W	115-91	12/26/13	DAL	L	107-116
11/17/81	DAL	L	105-112	1/26/88	DAL	W	128-111	2/3/95	DAL	L	103-114	3/5/04	SA	L	100-113	1/8/14	SA	L	90-112
12/11/81	DAL	L	99-101	3/26/88	DAL	W	131-112	3/18/95	SA	L	106-116	11/24/04	SA	L	80-94	3/2/14	SA	L	106-112
1/12/82	SA	L	109-127	4/22/88	DAL	W	127-96	4/20/95	DAL	L	111-112	11/30/04	DAL	L	89-107	4/10/14	DAL	L	100-109
2/2/82	SA	L	98-103	4/24/88	SA	W	119-109	11/3/95	SA	W	103-97	1/14/05	SA	L	95-98	10/28/14	SA	L	100-101
3/8/82	SA	W	121-113	11/11/88	DAL	W	115-102	12/14/95	DAL	L	111-126	4/7/05	DAL	W	104-68	12/20/14	DAL	W	99-93
4/16/82	DAL	L	106-118	12/27/88	DAL	W	110-101	3/29/96	DAL	L	104-119	11/5/05	DAL	W	103-84	3/24/15	DAL	W	101-94
11/27/82	DAL	L	106-107	1/27/89	DAL	W	126-82	4/21/96	SA	W	103-98	12/1/05	DAL	L	90-92	3/27/15	SA	L	94-76
12/7/82	SA	L	92-106	2/20/89	SA	W	105-93	11/26/96	DAL	W	105-101	3/2/06	SA	L	89-98	11/23/15	SA	L	83-88
1/5/83	DAL	W	136-131	3/11/89	SA	L	90-97	12/14/96	SA	L	105-106	4/7/06	SA	W	92-86	1/17/16	SA	L	83-112
1/11/83	SA	L	101-109	4/14/89	SA	W	118-110	1/24/97	SA	L	87-97	11/2/06	DAL	L	91-97	2/3/16	DAL	L	90-116
4/9/83	SA	W	122-111	11/30/89	SA	L	89-93	2/11/97	DAL	L	97-111	11/24/06	SA	W	95-92	4/13/16	DAL	L	91-96
4/16/83	DAL	L	120-132	12/8/89	DAL	L	93-99	11/25/97	DAL	L	91-102	1/5/07	SA	W	90-85	11/21/16	SA	L	91-96
10/30/83	SA	L	101-123	2/13/90	DAL	W	103-96	11/29/97	SA	L	87-96	4/15/07	DAL	W	91-86	11/30/16	DAL	L	87-94
11/11/83	DAL	W	112-105	3/29/90	SA	W	109-105	1/23/98	SA	L	75-81	11/15/07	DAL	W	105-92	1/29/17	SA	W	105-101
11/22/83	DAL	W	118-117	4/4/90	DAL	W	104-98	2/19/98	DAL	L	81-87	12.5.07	SA	L	95-97	4/7/17	DAL	L	89-102
2/28/84	SA	W	116-104	11/23/90	DAL	L	104-107	3/4/99	DAL	L	79-95	2/28/08	SA	L	94-97	11/14/17	DAL	L	91-97
3/13/84	SA	L	131-137*	12/1/90	SA	L	97-109	3/27/99	SA	L	77-99	3/23/08	DAL	L	81-88	11/27/17	SA	L	108-115
4/6/84	DAL	W	131-118	1/16/91	SA	L	94-100	4/13/99	DAL	W	92-86	11/4/08	SA	W	98-81	12/12/17	DAL	W	95-89
11/29/84	SA	L	118-124	2/16/91	DAL	W	96-94	4/22/99	SA	L	76-103	12/9/08	DAL	L	126-133**	12/16/17	SA	L	96-98
12/14/84	DAL	W	119-102	4/21/91	SA	L	101-135	11/20/99	SA	L	90-106	2/24/09	SA	L	76-93				
1/3/85	SA	L	115-116	11/1/91	SA	L	90-140	12/14/99	DAL	L	93-111	3/4/09	DAL	W	107-102				
1/23/85	DAL	W	122-110	12/17/91	DAL	L	87-98	3/16/00	SA	W	110-88	11/11/09	SA	L	83-92				
3/19/85	DAL	W	96-89	1/29/92	DAL	L	93-108	3/21/00	DAL	W	97-96	11/18/09	DAL	W	99-94*				
3/22/85	SA	W	123-114	3/8/92	DAL	L	81-93	11/10/00	DAL	W	79-77	1/8/10	SA	W	112-103				
11/1/85	SA	L	107-116	4/14/92	SA	L	108-120	2/13/01	SA	L	92-104	4/14/10	DAL	W	96-89				
12/5/85	DAL	L	116-120	11/19/92	SA	L	95-123	2/24/01	DAL	L	104-107	11/26/10	SA	W	103-94				
1/25/86	SA	W	123-107	12/12/92	DAL	L	91-113	4/10/01	SA	L	79-91	12/30/10	DAL	L	93-99				
1/29/86	DAL	W	126-114	12/18/92	SA	L	101-122	12/26/01	SA	W	126-123*	1/14/11	SA	L	89-101				
2/11/86	SA	W	121-107	3/9/93	SA	L	84-119	1/5/02	DAL	L	103-105	3/18/11	DAL	L	91-97				
3/18/86	DAL	W	120-113	3/28/93	DAL	L	107-114	3/21/02	DAL	L	102-105	1/5/12	SA	L	71-93				
11/1/86	SA	L	105-108	11/27/93	SA	L	80-104	4/6/02	SA	L	87-89	1/29/12	DAL	W	101-100*				
								12/11/02	SA	L	104-111	3/17/12	DAL	W	106-99				

* overtime

SERIES INFORMATION & NOTES

Overall Series San Antonio leads 108-68
Games in Dallas San Antonio leads 47-41
American Airlines Center San Antonio leads 19-15
Reunion Arena San Antonio 28-26
Games in San Antonio San Antonio leads 61-27
Current Series Streak San Antonio won last game
in Dallas Dallas won last game
in San Antonio San Antonio won last two

DALLAS

Last Home Win 95-89 (12/12/17)
Last Road Win 105-101 (1/29/17)
Largest Margin of Victory 44 (126-82, 1/27/89)
High Point Total 136 (1/5/83)
Low Point Total 71 (1/5/12)

SAN ANTONIO

Last Home Win 98-96 (12/16/17)
Last Road Win 97-91 (11/14/17)
Largest Margin of Victory 41 (140-99, 11/1/91)
High Point Total 140 (11/1/91)
Low Point Total 68 (4/7/05)

Series scoring record vs San Antonio

Dirk Nowitzki (41 on 11/18/09)
Mark Aguirre (41 on 2/20/87)

Series scoring record vs Dallas

Tim Duncan (53 on 12/26/01)

San Antonio has won 25 of the last 31 meetings between the two teams...the Mavericks snapped a 12-game road losing streak against the Spurs with a 105-101 come-from-behind win at the AT&T Center on 1/29/17...San Antonio's 12-game home winning streak from 1/14/11 to 11/21/16 was its longest ever home winning streak against Dallas...the Mavericks overcame a 10-point half-time deficit (59-49) to win in San Antonio on 1/29/17, snapping the Spurs' streak of 117 straight wins in home games that they led by at least 10 points at the half...Dirk Nowitzki grabbed his 10,000th career rebound against the Spurs on 3/24/15...Nowitzki also made his 7,000th career free throw against San Antonio on 4/13/16...the Spurs held the Mavericks to 71 points on 1/5/12, which marked an all-time low by Dallas against San Antonio... on 4/7/05, the Spurs scored a series-low 68 points... the first game in Mavericks history was a 103-92 win over eventual Midwest Division champion San Antonio on 10/11/80...the "Ice Man," George Gervin, led all scorers with 33 points...the Spurs set an NBA record by shooting 70.7% (53-75) from the field in a 132-120 win at Dallas on 4/16/83...in the 11/20/99 loss to the Spurs in San Antonio, the Mavericks set an NBA record for fewest personal fouls in a game with five.



TORONTO RAPTORS



Chairman and Governor Lawrence M. Tanenbaum

President Masai Ujiri

General Manager Bobby Webster

Head Coach Nick Nurse

Assistant Coaches Adrian Griffin, Sergio Scariolo, Nate Bjorkgren, Phil Handy, Patrick Mutumbo, Jim Sann, Eric Khoury

Athletic Trainer Scott McCullough

Address 40 Bay Street, Toronto, Ontario M5J 2X2

Home Court Scotiabank Arena (19,800) - 1999

Team Colors Red, Black and Silver

Television TSN/Sportsnet: Matt Devlin, Leo Rautins, Jack Armstrong, Sherman Hamilton

Radio TSN Radio 1050/Sportsnet 590 The FAN: Paul Jones, Eric Smith, Jack Armstrong, Sherman Hamilton

TORONTO PR STAFF

Director, Communications Jennifer Quinn (jqquinn@torontoraptors.com)

Senior Manager, Basketball Communications Roven Yau (ryau@torontoraptors.com)

Manager, Communications Phil Summers (psummers@torontoraptors.com)

Coordinator, Communications Stefano Toniutti (stoniutti@torontoraptors.com)

Phone 416-815-5600

Fax 416-359-9205

DALLAS VS. TORONTO 2017-2018

PLAYER	GP-GS	MIN	FGM-FGA	FG%	3FG-FGA	FG%	FTM-FTA	FT%	OFF	DEF	TOT/AVG	AST	PF-DQ	STL	TO	BLK	PTS/AVG
Barnes, H	2-2	75:17	17-33	0.515	2-5	0.400	7-9	0.778	4	11	15/7.5	5	3-0	1	6	0	43/21.5
Barea, J	2-0	41:32	17-30	0.567	4-10	0.400	0-1	0.000	0	4	4/2.0	10	3-0	0	4	0	38/19.0
Smith Jr., D	2-2	62:51	12-37	0.324	0-4	0.000	3-6	0.500	2	7	9/4.5	8	8-0	1	6	0	27/13.5
Nowitzki, D	2-2	51:20	12-19	0.632	1-4	0.250	1-1	1.000	2	10	12/6.0	2	4-0	1	2	5	26/13.0
Kleber, M	2-1	32:11	6-10	0.600	2-5	0.400	2-3	0.667	2	6	8/4.0	2	4-0	2	0	5	16/8.0
Powell, D	2-1	51:12	5-11	0.455	1-1	1.000	4-6	0.667	5	10	15/7.5	2	7-0	1	1	0	15/7.5
Ferrell, Y	2-0	51:53	6-19	0.316	0-8	0.000	0-0	0.000	0	5	5/2.5	3	4-0	0	0	0	12/6.0
Noel, N	1-0	27:02	2-4	0.500	0-0	0.000	2-2	1.000	3	3	6/6.0	3	6-1	5	0	3	6/6.0
McDermott, D	1-0	15:44	2-2	1.000	2-2	1.000	0-0	0.000	0	1	1/1.0	4	2-0	0	0	0	6/6.0
Mejri, S	1-0	15:18	2-4	0.500	0-0	0.000	2-2	1.000	2	3	5/5.0	1	4-0	0	1	1	6/6.0
Matthews, W	1-1	35:58	2-9	0.222	0-5	0.000	1-1	1.000	1	3	4/4.0	3	2-0	0	2	1	5/5.0
Finney-Smith, D	1-1	23:09	2-4	0.500	0-2	0.000	1-1	1.000	1	2	3/3.0	1	3-0	0	0	0	5/5.0
Harris, D	1-0	14:14	2-2	1.000	0-0	0.000	0-0	0.000	0	3	3/3.0	1	1-0	1	1	1	4/4.0
Warney, J	1-0	7:18	1-1	1.000	0-0	0.000	2-2	1.000	0	2	2/2.0	0	0-0	0	0	0	4/4.0
MAVERICKS	2-10	505:00	88-185	0.476	12-46	0.261	25-34	0.735	22	70	108/54.0	45	51-1	12	26	16	213/106.5
RAPTORS	2-10	505:00	73-180	0.406	19-61	0.311	50-63	0.794	28	70	118/59.0	42	45-0	15	26	15	215/107.5

TORONTO VS. DALLAS 2017-2018

PLAYER	GP-GS	MIN	FGM-FGA	FG%	3FG-FGA	FG%	FTM-FTA	FT%	OFF	DEF	TOT/AVG	AST	PF-DQ	STL	TO	BLK	PTS/AVG
Lowry, K	1-1	34:21	6-17	0.353	4-8	0.500	7-8	0.875	0	8	8/8.0	6	3-0	1	1	0	23/23.0
Valanciunas, J	2-2	47:56	12-20	0.600	0-0	0.000	14-17	0.824	8	15	23/11.5	2	8-0	1	2	1	38/19.0
DeRozan, D	2-2	75:58	11-39	0.282	1-5	0.200	14-17	0.824	1	6	7/3.5	11	2-0	3	3	0	37/18.5
Ibaka, S	2-2	66:08	9-23	0.391	2-9	0.222	3-5	0.600	5	14	19/9.5	2	8-0	1	3	4	23/11.5
Wright, D	2-1	54:28	9-20	0.450	4-9	0.444	0-0	0.000	2	4	6/3.0	6	4-0	3	2	3	22/11.0
VanVleet, F	2-0	50:42	7-18	0.389	5-13	0.385	1-2	0.500	1	8	9/4.5	10	3-0	2	1	1	20/10.0
Siakam, P	2-0	49:38	7-12	0.583	0-1	0.000	4-5	0.800	4	2	6/3.0	2	2-0	1	1	1	18/9.0
Miles, C	2-0	32:43	4-12	0.333	1-6	0.167	4-4	1.000	1	5	6/3.0	0	2-0	0	1	0	13/6.5
Poeltl, J	2-0	36:05	4-5	0.800	0-0	0.000	3-5	0.600	3	3	6/3.0	1	3-0	2	2	3	11/5.5
Powell, N	1-0	10:58	1-6	0.167	1-4	0.250	0-0	0.000	1	1	2/2.0	1	3-0	0	2	0	3/3.0
Miller, M	1-0	6:50	1-3	0.333	1-3	0.333	0-0	0.000	1	0	1/1.0	1	2-0	0	2	0	3/3.0
Anunoby, O	2-2	39:14	2-5	0.400	0-3	0.000	0-0	0.000	1	4	5/2.5	0	5-0	1	3	2	4/2.0
RAPTORS	2-10	505:00	73-180	0.406	19-61	0.311	50-63	0.794	28	70	118/59.0	42	45-0	15	26	15	215/107.5
MAVERICKS	2-10	505:00	88-185	0.476	12-46	0.261	25-34	0.735	22	70	108/54.0	45	51-1	12	26	16	213/106.5

2018-19 vs Mavericks

Oct. 26 at Toronto

Jan. 27 at Dallas

2017-18 Season

59-23 (.720)

First in Atlantic

Playoffs

Defeated Washington, 4-2

Lost to Cleveland, 4-0



Date	Site	W/L	Score	Date	Site	W/L	Score
2/25/96	DAL	W	105-98	1/14/07	TOR	W	97-96
3/10/96	TOR	L	112-128	11/20/07	DAL	W	105-99
11/5/96	TOR	L	96-100	12/12/07	TOR	L	76-92
2/22/97	DAL	L	92-99	12/17/08	TOR	W	96-86
11/28/97	DAL	W	93-91	3/1/09	DAL	W	109-98
2/5/98	TOR	L	93-101	11/7/09	DAL	W	129-101
1998-1999	- DID NOT PLAY -			1/17/10	TOR	L	88-110
12/30/99	DAL	L	104-109	12/28/10	DAL	L	76-84
2/20/00	TOR	W	100-96	2/27/11	TOR	W	114-96
11/28/00	DAL	W	107-93	12/30/11	DAL	W	99-86
1/5/01	TOR	W	115-105	11/7/12	DAL	W	109-104
11/2/01	TOR	L	92-109	12/14/12	TOR	L	74-95
3/7/02	DAL	W	122-103	12/20/13	DAL	L	108-109*
11/6/02	TOR	W	106-92	1/22/14	TOR	L	85-93
12/2/02	DAL	W	113-102	11/28/14	TOR	W	106-102
11/6/03	TOR	L	71-77	2/24/15	DAL	W	99-92
12/15/03	DAL	W	111-94	11/3/15	DAL	L	91-102
2/6/05	TOR	W	122-113	12/22/15	TOR	L	99-103
3/7/05	DAL	W	113-105	3/13/17	TOR	L	78-100
11/28/06	TOR	W	93-91	3/25/17	DAL	L	86-94
2/25/06	DAL	W	115-113*	12/26/17	DAL	W	98-93
11/29/06	DAL	W	117-98	3/16/18	TOR	L	115-122*

* overtime

SERIES INFORMATION & NOTES

Overall Series Dallas lead 25-18

Games in Dallas Dallas leads 16-6

American Airlines Center Dallas leads 13-4

Reunion Arena Dallas 3-2

Games in Toronto Toronto leads 12-9

Current Series Streak Toronto won last game in Dallas

Dallas won last game

in Toronto Toronto won last three

DALLAS

Last Home Win 98-93 (12/26/17)

Last Road Win 106-102 (11/28/14)

Largest Margin of Victory 28 (129-101, 11/7/09)

High Point Total 129 (11/7/09)

Low Point Total 71 (11/6/03)

TORONTO

Last Home Win 122-115 (OT) (3/16/18)

Last Road Win 94-86 (3/25/17)

Largest Margin of Victory 22 (110-88, 1/17/10; 100-78, 3/13/17)

High Point Total 128 (3/10/96)

Low Point Total 77 (11/6/03)

Series scoring record vs Toronto

Dirk Nowitzki (38 on 1/14/07)

Series scoring record vs Dallas

DeMar DeRozon (40 on 1/22/14)

Toronto has won eight of the last 11 meetings with Dallas...Dirk Nowitzki recorded his 11,000th career field goal with a 19-foot jumper at the 9:11 mark of the second quarter at Toronto on 3/16/18, becoming the eighth player in NBA history to reach the milestone...Rick Carlisle registered his 300th win with the Mavs at Toronto on 11/28/14...Dallas rallied from a 24-point deficit on 2/25/06 to defeat Toronto 115-113 in overtime; it was the second-largest comeback in franchise history...Dallas tied that comeback on 11/20/07 when they again rallied from 24-down to defeat the Raptors...in the first-ever meeting between the two clubs, the Mavericks set an NBA record for free throws attempted in a period, with 30 in the fourth...Dallas scored only 71 points, a franchise-low versus Toronto, on 11/6/03 in a 77-71 loss.



UTAH JAZZ



Owner Gail Miller

President Steve Starks

General Manager Dennis Lindsey

Head Coach Quin Snyder

Assistant Coaches Johnnie Bryant, Zach Guthrie, Alex Jensen, Fotis Katsikaris, Antonio Lang

Athletic Trainer Eric Waters

Address 1420 S 500 W, Salt Lake City, Utah 84115

Home Court Vivint Smart Home Arena (18,306) - 1991

Team Colors Navy, Dark Yellow, Dark Green and Gray

Television AT&T SportsNet: Craig Bolerjack, Matt Harpring, Kristen Kenney

Radio KZNS (1280 AM/97.5 FM): David Locke, Ron Boone

UTAH PR STAFF

Vice President, Communications Derek Garduno (jgarduno@utahjazz.com)

Director, Communications Madeline Crandall (madeline.crandall@utahjazz.com)

Manager, Communications Danny Franks (dfranks@utahjazz.com)

Phone 801-325-2500

Fax 801-325-2578

DALLAS VS. UTAH 2017-2018

PLAYER	GP-GS	MIN	FGM-FGA	FG%	3FG-FGA	FG%	FTM-FTA	FT%	OFF	DEF	TOT/AVG	AST	PF-DQ	STL	TO	BLK	PTS/AVG
Barea, J	3-2	86:14	24-43	0.558	9-17	0.529	0-0	0.000	0	7	7/2.3	21	1-0	1	6	0	57/19.0
Harris, D	1-0	24:37	4-10	0.400	1-4	0.250	6-6	1.000	0	2	2/2.0	6	3-0	1	0	0	15/15.0
Ferrell, Y	3-0	81:32	16-31	0.516	7-14	0.500	3-3	1.000	0	10	10/3.3	8	3-0	4	7	0	42/14.0
Barnes, H	3-3	93:44	15-40	0.375	5-12	0.417	1-1	1.000	1	14	15/5.0	3	5-0	1	5	0	36/12.0
Nowitzki, D	3-3	81:07	14-31	0.452	5-14	0.357	1-2	0.500	0	16	16/5.3	3	10-0	1	5	4	34/11.3
McDermott, D	2-0	39:30	7-10	0.700	4-5	0.800	1-2	0.500	0	3	3/1.5	1	5-0	1	3	0	19/9.5
Matthews, W	2-2	63:45	6-16	0.375	4-7	0.571	2-2	1.000	1	4	5/2.5	2	2-0	1	5	0	18/9.0
Powell, D	3-1	68:36	7-16	0.438	1-3	0.333	7-8	0.875	5	15	20/6.7	4	5-0	2	0	4	22/7.3
Finney-Smith, D	1-1	23:15	2-4	0.500	2-3	0.667	0-0	0.000	0	5	5/5.0	2	2-0	0	2	1	6/6.0
Noel, N	1-1	21:39	3-7	0.429	0-0	0.000	0-0	0.000	3	1	4/4.0	1	4-0	0	3	1	6/6.0
Harrison, A	1-0	19:34	2-5	0.400	0-2	0.000	2-3	0.667	1	1	2/2.0	1	4-0	1	0	1	6/6.0
Kleber, M	2-0	12:00	2-3	0.667	1-2	0.500	5-6	0.833	1	0	1/0.5	3	0-0	0	1	1	10/5.0
Smith Jr., D	2-2	40:19	3-18	0.167	0-5	0.000	3-4	0.750	3	7	10/5.0	1	3-0	0	9	0	9/4.5
Jones, J	1-0	15:26	2-4	0.500	0-2	0.000	0-0	0.000	1	2	3/3.0	0	2-0	0	1	0	4/4.0
Mejri, S	3-0	36:59	3-4	0.750	0-0	0.000	0-0	0.000	5	8	13/4.3	2	5-0	2	4	1	6/2.0
Collinsworth, K	2-0	7:05	0-1	0.000	0-0	0.000	1-2	0.500	1	3	4/2.0	0	1-0	0	2	1	1/0.5
Clavell, C	1-0	2:30	0-0	0.000	0-0	0.000	0-0	0.000	0	0	0/0.0	0	0-0	0	0	0	0/0.0
Withey, J	1-0	2:10	0-1	0.000	0-1	0.000	0-0	0.000	0	1	1/1.0	0	0-0	0	0	0	0/0.0
MAVERICKS	3-15	720:00	110-244	0.451	39-91	0.429	32-39	0.821	22	99	148/49.3	58	55-0	15	55	14	291/97.0
JAZZ	3-15	720:00	118-253	0.466	37-96	0.385	47-57	0.825	23	95	138/46.0	83	55-0	33	37	17	320/106.7

UTAH VS. DALLAS 2017-2018

PLAYER	GP-GS	MIN	FGM-FGA	FG%	3FG-FGA	FG%	FTM-FTA	FT%	OFF	DEF	TOT/AVG	AST	PF-DQ	STL	TO	BLK	PTS/AVG
Hood, R	1-1	29:05	9-15	0.600	5-9	0.556	2-2	1.000	0	3	3/3.0	1	3-0	0	1	0	25/25.0
Mitchell, D	3-2	89:50	22-50	0.440	7-18	0.389	8-10	0.800	1	11	12/4.0	10	5-0	7	3	0	59/19.7
Rubio, R	3-3	96:51	18-38	0.474	9-20	0.450	4-4	1.000	2	10	12/4.0	15	8-0	10	9	0	49/16.3
Favors, D	3-3	87:40	18-37	0.486	2-6	0.333	5-7	0.714	8	10	18/6.0	8	6-0	2	2	2	43/14.3
Gobert, R	3-3	103:37	12-16	0.750	0-0	0.000	17-23	0.739	6	23	29/9.7	9	8-0	4	5	11	41/13.7
Ingles, J	3-3	102:02	12-27	0.444	6-17	0.353	3-3	1.000	0	16	16/5.3	24	6-0	5	7	2	33/11.0
Crowder, J	2-0	60:25	8-22	0.364	2-10	0.200	4-4	1.000	2	5	7/3.5	3	6-0	1	3	0	22/11.0
Sefolosha, T	1-0	19:33	5-9	0.556	1-2	0.500	0-0	0.000	0	2	2/2.0	0	2-0	1	0	0	11/11.0
Burks, A	2-0	24:57	5-11	0.455	2-4	0.500	0-0	0.000	0	2	2/1.0	0	2-0	1	3	1	12/6.0
O'Neale, R	3-0	33:19	5-12	0.417	2-5	0.400	2-2	1.000	3	2	5/1.7	4	3-0	0	0	0	14/4.7
Jerabko, J	3-0	29:57	2-6	0.333	1-1	1.000	2-2	1.000	0	8	8/2.7	3	1-0	0	1	0	7/2.3
Johnson, J	1-0	16:01	1-4	0.250	0-3	0.000	0-0	0.000	0	2	2/2.0	0	0-0	0	0	0	2/2.0
Exum, D	1-0	9:48	1-5	0.200	0-1	0.000	0-0	0.000	0	0	0/0.0	3	1-0	0	0	0	2/2.0
Udoh, E	1-0	14:46	0-1	0.000	0-0	0.000	0-0	0.000	1	0	1/1.0	3	4-0	2	2	1	0/0.0
Neto, R	1-0	2:10	0-0	0.000	0-0	0.000	0-0	0.000	0	1	1/1.0	0	0-0	0	0	0	0/0.0
JAZZ	3-15	720:00	118-253	0.466	37-96	0.385	47-57	0.825	23	95	138/46.0	83	55-0	33	37	17	320/106.7
MAVERICKS	3-15	720:00	110-244	0.451	39-91	0.429	32-39	0.821	22	99	148/49.3	58	55-0	15	55	14	291/97.0

2018-19 vs Mavericks

Oct. 26 at Dallas

Nov. 7 at Utah

Nov. 14 at Dallas

Feb. 23 at Utah

2017-18 Season

48-34 (.585)

Third in Northwest

Playoffs

Defeated Oklahoma City, 4-2

Lost to Houston, 4-1



Date	Site	W/L	Score	Date	Site	W/L	Score	Date	Site	W/L	Score	Date	Site	W/L	Score	Date	Site	W/L	Score
10/28/80	DAL	L	96-104	3/15/86	DAL	W	108-98	11/7/92	DAL	L	106-122	3/27/00	UTA	W	113-105	4/8/09	DAL	W	130-101
10/31/80	UTA	L	122-144	3/20/86	UTA	W	114-107	12/1/92	UTA	L	101-116	11/4/00	DAL	L	106-112	11/3/09	DAL	W	96-85
12/23/80	DAL	L	96-101	10/31/86	DAL	W	103-77	1/9/93	DAL	L	102-126	11/20/00	UTA	W	107-98	1/9/10	DAL	L	93-111
1/8/81	UTA	L	97-99	11/11/86	UTA	L	103-104	3/15/93	DAL	L	96-109	3/26/01	UTA	W	98-90	2/1/10	UTA	L	92-104
3/18/81	DAL	L	113-120	11/29/86	DAL	W	118-107	4/12/93	UTA	L	95-107	4/7/01	DAL	L	103-116	12/3/10	UTA	W	93-81
3/21/81	DAL	W	105-95	12/11/86	UTA	L	99-103	11/5/93	UTA	L	86-102	12/10/01	UTA	L	98-107	12/11/10	DAL	W	103-97
10/30/81	UTA	L	89-105	4/4/87	DAL	W	121-107	11/13/93	DAL	L	100-101	1/19/02	DAL	W	106-103	2/23/11	DAL	W	118-99
12/2/81	UTA	L	103-114	4/8/87	UTA	L	90-103	1/3/94	UTA	L	85-115	4/8/02	UTA	W	105-96	3/25/11	UTA	W	94-77
12/8/81	DAL	W	128-103	11/6/87	DAL	W	95-93	3/5/94	DAL	L	90-103	4/16/02	DAL	W	96-87	1/19/12	UTA	W	94-91
1/23/82	DAL	W	122-110	11/11/87	UTA	L	92-121	4/7/94	UTA	L	82-99	12/20/02	DAL	L	81-93	1/27/12	DAL	W	116-101
4/6/82	UTA	L	114-129	2/9/88	DAL	W	124-93	12/3/94	DAL	L	87-112	2/3/03	UTA	W	92-90	3/3/12	DAL	W	102-96
4/7/82	DAL	W	123-109	2/10/88	UTA	L	80-93	1/9/95	UTA	L	90-106	3/8/03	DAL	W	101-77	4/16/12	UTA	L	121-123***
10/30/82	DAL	L	123-128	3/16/88	UTA	L	105-120	1/23/95	UTA	L	111-116	4/11/03	UTA	L	92-95	10/31/12	UTA	L	94-113
1/15/83	UTA	L	105-107	4/8/88	DAL	W	118-95	2/4/95	DAL	W	119-98	11/1/03	DAL	W	127-102	1/7/13	UTA	L	94-100
1/22/83	DAL	W	126-88	11/26/88	DAL	W	113-93	3/8/95	UTA	L	87-114	1/5/04	UTA	L	94-108	3/24/13	DAL	W	113-108
3/11/83	UTA	L	110-119	12/9/88	UTA	W	97-89	3/25/95	DAL	W	117-110	1/28/04	UTA	L	88-91	11/22/13	DAL	W	103-93
3/30/83	UTA	L	103-117	1/31/89	DAL	L	84-99	1/2/96	DAL	L	92-102	4/8/04	DAL	W	117-94	2/7/14	DAL	W	103-81
4/13/83	DAL	W	106-99	2/9/89	UTA	W	94-87	2/8/96	DAL	W	136-133**	12/4/04	DAL	W	109-86	3/12/14	UTA	W	108-101
1/11/84	DAL	W	117-102	4/4/89	UTA	L	80-95	2/15/96	UTA	L	103-106	2/23/05	UTA	W	101-83	4/8/14	UTA	W	95-83
1/20/84	DAL	L	113-120	4/21/89	DAL	W	91-89	3/25/96	UTA	L	86-103	4/9/05	DAL	W	88-81	10/30/14	DAL	W	120-102
1/24/84	LV	W	123-115	12/7/89	UTA	L	97-107	11/16/96	DAL	L	87-88	11/2/05	UTA	L	82-93	11/7/14	UTA	W	105-82
2/25/84	UTA	W	97-95	1/13/90	UTA	L	99-109	2/1/97	DAL	W	100-97	1/28/06	DAL	W	103-89	2/11/15	DAL	W	87-82
3/17/84	UTA	L	103-118	2/2/90	UTA	L	92-105	2/15/97	UTA	L	84-99	3/11/06	UTA	W	90-87	4/13/15	UTA	L	109-92
4/7/84	DAL	W	109-100	4/17/90	DAL	W	97-96	3/5/97	UTA	L	65-96	4/16/06	DAL	W	111-95	11/20/15	DAL	W	102-93
11/12/84	UTA	L	97-123	11/24/90	DAL	L	74-85	11/15/97	DAL	L	77-85	12/11/06	UTA	L	79-101	2/9/16	DAL	L	119-121*
12/22/84	UTA	W	113-96	12/27/90	UTA	L	102-110	12/12/97	UTA	L	66-68	1/9/07	UTA	W	108-105	4/11/16	UTA	W	101-92
12/29/84	DAL	L	97-99	1/11/91	DAL	L	99-110	1/30/98	UTA	L	94-104	4/13/07	DAL	L	89-104	11/2/16	UTA	L	81-97
2/1/85	DAL	L	109-121	4/5/91	DAL	L	87-93	3/27/98	DAL	L	90-99	12/8/07	DAL	W	125-117	12/16/16	UTA	L	100-103
2/26/85	DAL	L	96-103	4/10/91	UTA	L	91-97	2/9/99	DAL	L	79-90	12/26/07	UTA	L	90-99	1/20/17	DAL	L	107-112*
3/27/85	UTA	L	101-116	11/23/91	DAL	W	121-109*	2/26/99	UTA	L	65-80	3/3/08	UTA	L	110-116	2/9/17	DAL	W	112-105*
11/13/85	UTA	W	115-100	1/4/92	UTA	L	78-113	3/5/99	UTA	L	95-106	4/10/08	DAL	W	97-94	10/30/17	UTA	L	89-104
1/4/86	DAL	W	119-106	2/1/92	DAL	L	90-114	12/8/99	UTA	L	79-85	12/26/08	UTA	L	88-97	2/24/18	UTA	L	90-97
1/17/86	UTA	L	112-139	2/19/92	UTA	L	98-118	1/6/00	DAL	L	92-105	1/17/09	DAL	W	115-108	3/22/18	DAL	L	112-119
2/2/86	DAL	W	100-97	4/9/92	UTA	L	90-113	2/24/00	DAL	L	85-92	2/5/09	UTA	L	87-115				

*overtime

SERIES INFORMATION & NOTES

Overall Series Utah leads 97-72

Games in Dallas Dallas leads 50-34

American Airlines Center Dallas leads 25-6

Reunion Arena Utah 28-25

Games in Utah Utah leads 63-22

Current Series Streak Utah won last three in Dallas Utah won last game

in Utah Utah won last four

DALLAS

Last Home Win 112-105 (OT) (2/9/17)

Last Road Win 101-92 (4/11/16)

Largest Margin of Victory 38 (126-88, 1/22/83)

High Point Total 136 (2OT) (2/8/86)

Low Point Total 65 (twice)

UTAH

Last Home Win 97-90 (2/24/18)

Last Road Win 119-112 (3/22/18)

Largest Margin of Victory 35 (113-78, 1/4/92)

High Point Total 144 (10/31/80)

Low Point Total 68 (12/12/97)

Series scoring record vs Utah

Josh Howard (47 on 12/8/07)

Series scoring record vs Dallas

Adrian Dantley (50 on 10/31/80)

Utah has won six of the last seven meetings with Dallas (after the Mavericks took 17-of-22 against the Jazz from 2010 to 2016)...Dirk Nowitzki passed Kevin Garnett (50,418) for third place on the NBA's all-time regular-season minutes played list against Utah on 3/22/18...the Mavericks overcame a 21-point third-quarter deficit to beat the Jazz 112-105 in overtime on 2/9/17...Dirk Nowitzki passed Oscar Robertson (26,710) for 10th place on the NBA's all-time scoring list with a 19-foot jumper at the 11:46 mark of the fourth quarter at Utah on 4/8/14 (the basket gave him 26,711 career points)...Dallas shot 94.1 percent (16-of-17) from the field in the first quarter at Utah on 4/8/14, which set a franchise record for the highest field goal percentage in a period...the longest game in Mavericks history was a triple-overtime loss to the Jazz at Utah on 4/16/12...the game lasted 3 hours and 16 minutes and Dallas fell 123-121 despite a 40-point effort from Dirk Nowitzki...the Mavericks had won the previous seven meetings with the Jazz before falling in triple overtime on 4/16/12...Dallas swept a four-game series with Utah for the first time in franchise history in 2010-11...Shawn Marion scored his 15,000th point at Utah on 3/26/11...on 12/8/07, Josh Howard set a career-high and Dallas series-high by scoring 47 points besting Mark Aguirre's 41-point game on 1/11/84...the Mavericks snapped a 25-game losing streak at Utah with a 113-105 victory on 3/27/00...in the 12/12/97 loss to the Jazz in Utah, the Mavericks set an NBA record-low with 53 field goal attempts in a game...in the same game the Mavericks (25-63) and Jazz (23-53) also combined to set an NBA record for fewest field goals attempted in one game by two teams with 116.



WASHINGTON WIZARDS



Majority Owner Ted Leonsis

President of Basketball Operations Ernie Grunfeld

Senior Vice President of Basketball Operations Tommy Sheppard

Head Coach Scott Brooks

Assistant Coaches Tony Brown, Robert Pack, Ryan Richman, Mike Terpstra, Maz Trakh

Address 601 F Street NW, Washington, D.C., 20004

Home Court Capital One Arena (20,356) - 1997

Team Colors Red, White and Blue

Television NBC Sports Washington: Steve Buckhantz, Kara Lawson, Chris Miller

Radio WNEW (99.1 FM)/WFED (1500 AM): Dave Johnson, Glen Consor

WASHINGTON PR STAFF

Vice President of Communications Scott Hall (shall@monumentalsports.com)

Director of Media Relations DeAndre Phillips (dphillips@monumentalsports.com)

Director of Basketball Communications Daren Jenkins (djenkins@monumentalsports.com)

Phone 202-661-5000

Fax 202-661-5113

DALLAS VS. WASHINGTON 2017-2018

PLAYER	GP-GS	MIN	FGM-FGA	FG%	3FG-FGA	FG%	FTM-FTA	FT%	OFF	DEF	TOT/AVG	AST	PF-DQ	STL	TO	BLK	PTS/AVG
Barnes, H	2-2	70:34	20-34	0.588	3-6	0.500	8-9	0.889	4	15	19/9.5	1	4-0	2	4	2	51/25.5
Smith Jr., D	2-2	62:05	16-39	0.410	3-11	0.273	4-5	0.800	1	10	11/5.5	14	4-0	3	4	1	39/19.5
Matthews, W	2-2	66:55	10-22	0.455	8-15	0.533	0-0	0.000	0	11	11/5.5	7	4-0	4	4	0	28/14.0
Ferrell, Y	2-1	60:00	9-23	0.391	3-10	0.300	1-2	0.500	1	6	7/3.5	3	7-0	1	0	0	22/11.0
Barea, J	2-0	37:32	6-15	0.400	2-6	0.333	3-3	1.000	1	5	6/3.0	8	2-0	0	2	0	17/8.5
Nowitzki, D	2-2	41:30	5-12	0.417	1-4	0.250	3-3	1.000	1	13	14/7.0	4	4-0	0	2	1	14/7.0
Mejri, S	2-0	34:51	4-6	0.667	0-0	0.000	4-8	0.500	9	7	16/8.0	1	6-0	0	2	6	12/6.0
Harris, D	1-0	18:39	2-8	0.250	0-3	0.000	1-1	1.000	1	3	4/4.0	2	3-0	1	1	0	5/5.0
Finney-Smith, D	1-0	15:34	2-6	0.333	1-3	0.333	0-0	0.000	0	1	1/1.0	1	1-0	0	1	1	5/5.0
Collinsworth, K	1-0	18:30	2-2	1.000	0-0	0.000	0-0	0.000	0	4	4/4.0	3	2-0	2	2	0	4/4.0
Powell, D	2-0	24:50	2-4	0.500	0-1	0.000	3-4	0.750	2	4	6/3.0	1	5-0	1	0	3	7/3.5
Kleber, M	1-1	17:12	1-4	0.250	0-2	0.000	1-2	0.500	0	4	4/4.0	1	1-0	0	0	2	3/3.0
Noel, N	1-0	5:32	1-2	0.500	0-0	0.000	0-0	0.000	0	2	2/2.0	0	0-0	1	0	1	2/2.0
Jones, J	1-0	3:08	1-1	1.000	0-0	0.000	0-0	0.000	0	0	0/0.0	0	0-0	0	0	0	2/2.0
McRoberts, J	1-0	3:08	0-0	0.000	0-0	0.000	0-0	0.000	0	0	0/0.0	0	1-0	0	0	0	0/0.0
MAVERICKS	2-10	480:00	81-178	0.455	21-61	0.344	28-37	0.757	20	85	122/61.0	46	44-0	15	23	17	211/105.5
WIZARDS	2-10	480:00	58-161	0.360	17-57	0.298	41-59	0.695	20	66	105/52.5	36	37-0	12	27	10	174/87.0

WASHINGTON VS. DALLAS 2017-2018

PLAYER	GP-GS	MIN	FGM-FGA	FG%	3FG-FGA	FG%	FTM-FTA	FT%	OFF	DEF	TOT/AVG	AST	PF-DQ	STL	TO	BLK	PTS/AVG
Beal, B	2-2	73:27	12-34	0.353	6-16	0.375	11-17	0.647	0	7	7/3.5	5	4-0	3	8	0	41/20.5
Wall, J	2-2	72:56	9-26	0.346	0-5	0.000	16-22	0.727	1	6	7/3.5	19	4-0	1	8	3	34/17.0
Porter Jr., O	2-2	59:17	7-16	0.438	1-6	0.167	2-2	1.000	2	9	11/5.5	1	4-0	3	1	2	17/8.5
Oubre Jr., K	2-0	57:59	5-22	0.227	4-11	0.364	2-2	1.000	1	11	12/6.0	1	4-0	2	1	1	16/8.0
Gortat, M	2-2	42:23	6-12	0.500	0-0	0.000	2-5	0.400	7	9	16/8.0	1	0-0	0	0	0	14/7.0
Meeks, J	2-0	25:30	4-13	0.308	2-8	0.250	4-4	1.000	0	1	1/0.5	1	2-0	0	2	0	14/7.0
Morris, M	2-2	53:18	5-17	0.294	3-8	0.375	0-0	0.000	4	7	11/5.5	2	4-0	0	3	1	13/6.5
Frazier, T	2-0	17:17	4-5	0.800	1-1	1.000	0-0	0.000	1	7	8/4.0	3	2-0	2	1	0	9/4.5
Smith, J	2-0	24:01	3-6	0.500	0-0	0.000	1-3	0.333	2	2	4/2.0	0	2-0	1	0	2	7/3.5
Satoransky, T	1-0	19:12	1-3	0.333	0-1	0.000	0-0	0.000	1	1	2/2.0	2	1-0	0	0	0	2/2.0
Mahinmi, I	2-0	15:33	2-3	0.667	0-0	0.000	0-0	0.000	1	2	3/1.5	0	5-0	0	1	0	4/2.0
Scott, M	2-0	14:36	0-3	0.000	0-1	0.000	2-2	1.000	0	4	4/2.0	0	5-0	0	2	0	2/1.0
McCullough, C	1-0	4:32	0-1	0.000	0-0	0.000	1-2	0.500	0	0	0/0.0	1	0-0	0	0	1	1/1.0
WIZARDS	2-10	480:00	58-161	0.360	17-57	0.298	41-59	0.695	20	66	105/52.5	36	37-0	12	27	10	174/87.0
MAVERICKS	2-10	480:00	81-178	0.455	21-61	0.344	28-37	0.757	20	85	122/61.0	46	44-0	15	23	17	211/105.5

2018-19 vs Mavericks

Nov. 6 at Dallas

Mar. 6 at Washington

2017-18 Season

43-39 (.524)

Second in Southeast

Playoffs

Lost to Toronto, 4-2



Date	Site	W/L	Score	Date	Site	W/L	Score	Date	Site	W/L	Score
11/6/80	WAS	L	95-116	1/27/94	WAS	L	95-98	12/4/06	WAS	L	97-106
1/10/81	DAL	L	94-106	2/10/94	DAL	W	87-77	11/26/07	DAL	L	98-110
12/15/81	WAS	W	107-102	12/8/94	DAL	L	121-124*	1/21/08	WAS	L	84-102
2/10/82	DAL	L	102-119	2/21/95	WAS	W	102-97	12/21/08	WAS	W	97-86
12/4/82	DAL	L	105-115	12/9/95	DAL	L	94-103	3/7/09	DAL	W	119-103
1/4/83	WAS	L	84-92	1/4/96	WAS	L	100-112	10/27/09	DAL	L	91-102
12/7/83	DAL	L	112-114	3/18/97	DAL	L	85-86	1/20/10	WAS	W	94-93
4/1/84	WAS	L	98-102	3/29/97	WAS	L	87-94	1/31/11	DAL	W	102-92
1/24/85	WAS	L	92-93	12/26/97	DAL	L	95-97	2/26/11	WAS	W	105-99
2/22/85	DAL	W	110-101	2/28/98	WAS	W	103-77	3/13/12	DAL	W	107-98
11/26/85	DAL	W	112-99	1998-1999	- DID NOT PLAY -			11/14/12	DAL	W	107-101
3/26/86	WAS	L	112-120	1/19/00	WAS	W	104-86	1/1/13	WAS	W	103-94
1/27/87	DAL	L	113-118	3/25/00	DAL	L	86-93	11/12/13	DAL	W	105-95
3/28/87	WAS	W	114-107	1/6/01	WAS	W	103-85	1/1/14	WAS	W	87-78
2/17/88	DAL	W	123-108	2/17/01	DAL	W	112-105	11/19/14	WAS	W	105-102
4/1/88	WAS	L	103-118	12/8/01	DAL	L	95-102	12/30/14	DAL	W	114-87
2/25/89	DAL	W	127-93	3/31/02	WAS	W	110-103	12/6/15	WAS	W	116-104
3/4/89	WAS	L	105-119	12/23/02	DAL	W	92-86	12/12/15	DAL	L	111-114
12/16/89	WAS	L	108-112	2/23/03	WAS	W	106-101*	1/3/17	DAL	W	113-105
1/23/90	DAL	W	129-105	11/5/03	WAS	L	90-100	3/15/17	WAS	W	112-107
1/26/91	WAS	W	99-96	12/2/03	DAL	W	97-72	11/7/17	WAS	W	113-99
2/15/91	DAL	W	121-96	11/14/04	WAS	W	122-113	1/22/18	DAL	W	98-75
12/20/91	DAL	L	99-107	1/18/05	DAL	W	137-120				
3/5/92	WAS	L	109-119	2/15/06	DAL	W	103-97				
2/10/93	DAL	L	102-110	3/17/06	WAS	W	104-94				
3/24/93	WAS	W	101-98	11/21/06	DAL	W	107-80				

*overtime

SERIES INFORMATION & NOTES

Overall Series Dallas leads 42-31

Games in Dallas Dallas leads 21-16

American Airlines Center Dallas leads 13-4

Reunion Arena Washington 12-8

Games in Washington Dallas leads 21-15

Current Series Streak Dallas won last four

in Dallas Dallas won last two

in Washington Dallas won last nine

DALLAS

Last Home Win 98-75 (1/22/18)

Last Road Win 113-99 (11/7/17)

Largest Margin of Victory 34 (127-93, 2/25/89)

High Point Total 137 (1/18/05)

Low Point Total 84 (1/4/83, 1/21/08)

WASHINGTON

Last Home Win 102-84 (1/21/08)

Last Road Win 114-111 (12/12/15)

Largest Margin of Victory 21 (116-95, 11/6/80)

High Point Total 124 (12/8/94)

Low Point Total 72 (12/2/03)

Series scoring record vs Washington

Mark Aguirre (45 on 2/22/85)

Jamal Mashburn (45 on 12/8/94)

Series scoring record vs Dallas

Gilbert Arenas (38 on 12/4/06)

The Mavericks have won four straight and 15 of the last 16 meetings with the Wizards...Dallas has also taken each of the last nine matchups in D.C....it's tied for their longest ever road win streak against any franchise (Dallas' other nine-game road win streaks came against Golden State from 1999-2003, against Minnesota from 2007-11, against Charlotte from 2001-11 and against Orlando from 2007-15)... Dennis Smith Jr. (19 years, 354 days) became the youngest Maverick in franchise history to record a 20-point game when he went for 22 points in Dallas' 113-99 win at Washington on 11/7/17...Wesley Matthews made a career-high 10 3-pointers en route to scoring a career-high-tying 36 points at Washington on 12/6/15...Washington scored a series-low 72 points in a 97-72 Mavericks victory on 12/2/03... Fat Lever had a Mavericks record nine steals in the 2/10/94 win in Dallas...56 games into the 2002-03 season, Dallas played its first overtime game, which was against the Wizards on 2/23/03...the Mavs won 106-101, after being down by as much as 18 in the first and leading by as much as 12 in the fourth.



G LEAGUE



NBA G LEAGUE

Olympic Tower, 645 5th Avenue, 18th Floor

New York, NY 10022

(212) 407-8000

Media Relations Contact: Joanna Shapiro (jshapiro@nba.com)

AGUA CALIENTE CLIPPERS OF ONTARIO

Arena: Citizens Business Bank Arena

Tel: (909) 409-9090

Media Relations Contact: Brandon Ehrlich
(behrlich@clippers.com)

Website: www.aguacalienteclippers.com

NBA Affiliation: L.A. Clippers

AUSTIN SPURS

13581 Pond Springs Road, Suite 108; Austin, TX 78729

Arena: H-E-B Center at Cedar Park

Tel: (512) 236-8333; Fax: (512) 236-8444

Media Relations Contact: Perri Travillion
(ptravillion@austinspurs.com); Lauren Venticinqu
(lventicinqu@attcenter.com)

Website: www.austinspurs.com

NBA Affiliation: San Antonio

CANTON CHARGE

1101 Market Avenue North; Canton, OH 44702

Tel: (866) 444-1944; Fax: (330) 489-1703

Arena: Canton Memorial Civic Center

Media Relations Contact: Sean Wyatt
(swyatt@cantoncharge.com); Mike Clark
(mclark@cantoncharge.com)

Website: www.cantoncharge.com

NBA Affiliation: Cleveland

CAPITAL CITY GO-GO

601 F Street, NW, 4th Floor; Washington, DC 20004

Tel: (202) 292-1058

Arena: Entertainment & Sports Arena in Congress Heights

Media Relations Contact: Matt Quinn
(mquinn@monumentalsports.com)

Website: www.CapitalCityGoGo.com

NBA Affiliation: Washington

DELAWARE BLUE COATS

300 Martin Luther King Blvd, Suite 200;

Wilmington, DE 19801

Tel: (302) 504-7587; Fax: (302) 351-5370

Arena: 76ers Fieldhouse

Media Relations Contact: Amanda Janczak
(amandajanczak@76ers.com); Alex Yoh (alexboh@76ers.com)

Website: www.sevens.com

NBA Affiliation: Philadelphia

ERIE BAYHAWKS

110 East 8th Street; Erie, PA 16501

Tel: (814) 790-5600; Fax: (814) 790-5608

Arena: Erie Insurance Arena

Media Relations Contact: Billy Hartman
(billy.hartman@nbaerie.com)

Website: www.nbaerie.com

NBA Affiliation: Atlanta

FORT WAYNE MAD ANTS

1910 St. Joe Center Rd., Suite 61; Fort Wayne, IN, 46825

Tel: (260) 469-4667; Fax: (260) 469-4674

Arena: Allen County War Memorial Coliseum

Media Relations Contact: Ryan Stevens
(rstevens@ftwaynemadants.com)

Website: www.ftwaynemadants.com

NBA Affiliation: Indiana

GRAND RAPIDS DRIVE

40 Monroe Center NW, Suite 11; Grand Rapids, MI 49503

Tel: (844) 473-7483

Arena: DeltaPlex Arena

Media Relations Contact: Rob Johnson
(rjohnson@nbagrandrapids.com)

Website: www.nbagrandrapids.com

NBA Affiliation: Detroit

GREENSBORO SWARM

2411 West Gate City Blvd.; Greensboro, NC 27403

Tel: (336) 907-3600

Arena: The Fieldhouse at the Greensboro Coliseum Complex

Media Relations Contact: Justin Trujillo
(jtrujillo@gsoswarm.com)

Website: www.gsoswarm.com

NBA Affiliation: Charlotte

IOWA WOLVES

730 3rd Street; Des Moines, IA 50309

Tel: (515) 564-8550; Fax: (515) 564-8551

Arena: Wells Fargo Arena

Media Relations Contact: Seth Nutting
(seth.nutting@iawolves.com)

Website: www.iawolves.com

NBA Affiliation: Minnesota

**LAKELAND MAGIC**

701 West Lime Street; Lakeland, FL 33815
Tel: (863) 825-3258; Fax: (863) 825-3279
Arena: RP Funding Center
Media Relations Contact: Ashley Foss
(afoss@lakelandmagic.com)
Website: www.lakelandmagic.com
NBA Affiliation: Orlando

LONG ISLAND NETS

168 39th Street, 8th Floor; Brooklyn, NY 11232
Tel: (718) 215-2299; Fax: (718) 522-3544
Arena: NYCB Live's Nassau Veterans Memorial Coliseum
Media Relations Contact: Megan Walsh
(mwalsh@brooklynnets.com)
Website: www.longislandnets.com
NBA Affiliation: Brooklyn

MAINE RED CLAWS

550 Forest Avenue; Portland, ME 04012
Tel: (207) 210-6655; Fax: 207-210-6659
Arena: Portland Exposition Building
Media Relations Contact: Evans Boston
(eboston@maineredclaws.com)
Website: www.maineredclaws.com
NBA Affiliation: Boston

MEMPHIS HUSTLE

191 Beale Street; Memphis, TN 28103
Tel: (901) 205-1234; Fax: 901-205-1244
Arena: The Landers Center
Media Relations Contact: Geoffrey Langham
(glangham@grizzlies.com)
Website: www.memphishustle.com
NBA Affiliation: Memphis

NORTHERN ARIZONA SUNS

3201 N. Main Street; Prescott Valley, AZ 86314
Tel: (928) 772-7867
Arena: Prescott Valley Event Center
Media Relations Contact: Jake Withee
(jwithee@nazsuns.com)
Website: www.nazsuns.com
NBA Affiliation: Phoenix

OKLAHOMA CITY BLUE

208 Thunder Drive, Oklahoma City, OK 73102
Tel: (405) 208-4800; Fax: (405) 429-7900
Arena: Cox Convention Center
Media Relations Contact: Laila Wani
(lwani@okcthunder.com); Shelby Willingham
(swillingham@okcthunder.com)
Website: www.oklahomacityblue.com
NBA Affiliation: Oklahoma City

RAPTORS 905

5600 Rose Cherry Place; Mississauga, ON L4Z4B6
Tel: (416) 815-5600; Fax: (416) 357-9205
Arena: Paramount Fine Foods Centre
Media Relations Contact: Stefano Toniutti
(stefano.toniutti@mlse.com)
Website: www.raptors905.com
NBA Affiliation: Toronto

RIO GRANDE VALLEY VIPERS

4900 S. I-69; Edinburg, TX 78539
Tel: (956) 972-1144; Fax: (956) 972-1150
Arena: Bert Ogden Arena
Media Relations Contact: Amairani Ramirez
(mediarelations@rgvipers.com)
Website: www.rgvipers.com
NBA Affiliation: Houston

SALT LAKE CITY STARS

301 West South Temple; Salt Lake City, UT 84101
Tel: (801) 325-2500
Arena: Lifetime Activities Center - Bruin Arena
Media Relations Contact: Matt de Nesnera
(matt.denesnera@utahjazz.com)
Website: www.slstars.com
NBA Affiliation: Utah

SANTA CRUZ WARRIORS

903 Pacific Avenue, Suite 101; Santa Cruz, CA 95060
Tel: (831) 731-4396; Fax: (831) 466-3201
Arena: Kaiser Permanente Arena
Media Relations Contact: Massimo Degaudenzi
(massimo@santacruzbasketball.com)
Website: www.santacruzbasketball.com
NBA Affiliation: Golden State

SIOUX FALLS SKYFORCE

2131 South Minnesota Ave; Sioux Falls, SD 57105
Tel: (605) 332-0605; Fax: (605) 332-2305
Arena: Sanford Pentagon
Media Relations Contact: Matt Dykstra
(mdykstra@skyforceonline.com)
Website: www.skyforceonline.com
NBA Affiliation: Miami

SOUTH BAY LAKERS

2275 E. Mariposa Ave.; El Segundo, CA 90245
Tel: (310) 426-6000; Fax: (310) 426-6031
Arena: Toyota Sports Center
Media Relations Contact: Noah Camarena
(ncamarena@sb-lakers.com)
Website: www.sblakers.com
NBA Affiliation: Los Angeles Lakers

**STOCKTON KINGS**

400 E. Main, Suite 760; Stockton, CA 95202

Tel: (888) 465-7209

Arena: Stockton Arena

Media Relations Contact: Rahsaan Gethers

(rgethers@kings.com)

Website: www.stocktonkings.com

NBA Affiliation: Sacramento

TEXAS LEGENDS

2601 Avenue of the Stars, Suite 300; Frisco, TX 75034

Tel: (214) 469-0822; Fax: (214) 469-0823

Arena: Dr Pepper Arena

Media Relations Contact: Britney Wynn

(bwynn@texlegends.com)

Website: www.texlegends.com

NBA Affiliation: Dallas

WESTCHESTER KNICKS

198 Central Avenue; White Plains, NY 10606

Tel: (914) 559-6888

Arena: Westchester County Center

Media Relations Contact: Derek Lapinski

(derek.lapinski@msg.com)

Website: www.westchesterknicks.com

NBA Affiliation: New York

WINDY CITY BULLS

5333 Prairie Stone Parkway; Hoffman Estates, IL 60192

Tel: (847) 396-7070

Arena: Sears Centre Arena

Media Relations Contact: Kalyn Hutchinson

(khutchinson@bulls.com)

Website: www.windycitybulls.com

NBA Affiliation: Chicago

WISCONSIN HERD

549 High Avenue; Oshkosh, WI 54901

Tel: (920) 233-4374; Fax: (920) 744-0238

Arena: Menominee Nation Arena

Media Relations Contact: Eric Kohlbeck

(ekohlbeck@bucks.com)

Website: www.wisconsinheard.com

NBA Affiliation: Milwaukee



[CONTENT](#)

[THE ORGANIZATION](#)

[PLAYERS](#)

[THE NBA](#)

[HISTORY](#)

[RECORDS](#)

[PLAYOFFS](#)

[MEDIA](#)

[REVIEW](#)

HISTORY

[TEAM ROSTERS 1980-2017](#)

[NUMERICAL ROSTER](#)

[COLLEGIATE BREAKDOWN](#)

[YEARLY STATISTICS](#)

[YEARLY ROSTERS](#)

[MAVERICKS OF THE PAST](#)

[DRAFT RECAPS](#)

[ALL-TIME TRANSACTIONS](#)

[NBA LEADERS](#)

[MAVS TOP GAMES](#)

[OPPONENTS TOP GAMES](#)

[CAREER LEADERS](#)

[HONOR ROLL](#)

[YEARLY LEADERS](#)

[SEASON HIGHS](#)

[MAVS LISTS](#)





2016-2017

BOTTOM ROW L-R HARRISON BARNES, DEVIN HARRIS, JOSE JUAN BAREA, WESLEY MATTHEWS, SETH CURRY, YOGI FERRELL. **MIDDLE ROW L-R** NICOLAS BRUSSINO, DWIGHT POWELL, A.J. HAMMONS, DIRK NOWITZKI, SALAH MEJRI, NERLENS NOEL, DORIAN FINNEY-SMITH, JARROD UTHOFF. **TOP ROW L-R** DARRELL ARMSTRONG, MELVIN HUNT, LARRY SHYATT, RICK CARLISLE, KALEB CANALES, JAMAHL MOSLEY.

SEASON NOTEBOOK: The The Dallas Mavericks finished 33-49 (.402) in 2016-17, snapping a streak of 16 straight seasons with at least a .500 record. Health played a big part, with injuries costing the team 163 “man games lost” on the year. Eleven undrafted players appeared in at least one game for Dallas in 2016-17 – a then franchise record. The team even started four undrafted players (Dorian Finney-Smith, Wesley Matthews, Seth Curry and Salah Mejri) in a game for the first time ever against San Antonio on 11/21/16. Dirk Nowitzki achieved yet another huge milestone in 2016-17, becoming the sixth player in NBA history and the first international player to reach the 30,000-point plateau with a 15-foot baseline jumper over Larry Nance Jr. at the 10:58 mark of the second quarter against the L.A. Lakers on 3/7/17. Rick Carlisle also became the first coach in Mavericks history to reach 400 wins with the franchise with a 108-104 victory at Portland on 2/3/17. Harrison Barnes enjoyed a breakout season in his first year with the Mavericks, averaging a career-high (team-high) 19.2 points per game.

	G	GS	MIN	FG	FGA	PCT	3FG	3FGA	PCT	FT	FTA	PCT	OFF	DEF	TOT	AST	PF	DQ	STL	TO	BLK	PTS	AVG
Barnes	79	79	2804	599	1280	.468	78	222	.351	242	281	.861	93	301	394	116	128	0	65	102	15	1518	19.2
Nowitzki	54	54	1424	296	678	.437	79	209	.378	98	112	.875	23	330	353	82	113	0	30	51	38	769	14.2
Matthews	73	73	2495	333	847	.393	174	479	.363	146	179	.816	18	241	259	210	161	1	77	102	15	986	13.5
Williams	40	40	1171	195	453	.430	63	181	.348	69	84	.821	13	89	102	274	96	1	25	98	2	522	13.1
Curry	70	42	2029	338	703	.481	137	322	.425	85	100	.850	25	154	179	189	126	1	79	92	7	898	12.8
Barea	35	6	771	142	343	.414	53	148	.358	44	51	.863	9	75	84	193	30	0	14	63	1	381	10.9
Ferrell (TOT)	46	29	1197	160	394	.406	68	176	.386	74	89	.831	20	91	111	172	90	0	42	70	9	462	10.0
Ferrell (DAL)	36	29	1046	142	345	.412	60	149	.403	64	73	.877	16	83	99	155	79	0	40	56	7	408	11.3
Noel (TOT)	51	19	1047	184	309	.595	0	1	.000	77	111	.694	93	201	294	50	126	0	65	51	50	445	8.7
Noel (DAL)	22	12	483	77	134	.575	0	0	---	34	48	.708	47	103	150	20	55	0	22	22	24	188	8.5
D. Harris	65	0	1087	136	341	.399	58	177	.328	107	129	.829	11	116	127	136	101	0	43	57	7	437	6.7
Powell	77	3	1333	194	377	.515	21	74	.284	107	141	.759	93	213	306	49	135	1	61	34	39	516	6.7
Anderson	51	2	710	111	277	.401	37	122	.303	70	88	.795	39	110	149	32	64	0	28	40	16	329	6.5
Gibson	17	0	231	35	95	.368	15	45	.333	21	29	.724	1	21	22	26	21	0	8	21	0	106	6.2
Cook	5	0	77	11	25	.440	5	14	.357	0	2	.000	0	3	3	12	6	0	1	8	0	27	5.4
Uthoff	9	0	115	16	38	.421	3	9	.333	5	7	.714	8	14	22	9	8	0	2	3	4	40	4.4
Finney-Smith	81	35	1642	124	333	.372	56	191	.293	46	61	.754	55	167	222	67	125	0	52	45	25	350	4.3
Jackson	9	1	84	13	39	.333	3	11	.273	6	7	.857	1	8	9	19	5	0	2	3	0	35	3.9
Bogut	26	21	582	38	81	.469	0	1	.000	3	11	.273	56	162	218	49	84	2	13	43	25	79	3.0
Mejri	73	11	905	88	137	.642	1	3	.333	36	61	.590	97	211	308	14	152	1	32	40	61	213	2.9
Brussino	54	2	521	52	141	.369	29	95	.305	17	22	.773	26	69	95	47	43	1	17	26	8	150	2.8
Liggins (TOT)	62	19	777	55	142	.387	17	46	.370	25	40	.625	20	88	108	54	81	0	47	42	14	152	2.5
Liggins (DAL)	1	0	25	3	6	.500	0	1	.000	2	3	.667	3	4	7	0	3	0	2	0	0	8	8.0
Hammons	22	0	163	17	42	.405	5	10	.500	9	20	.450	8	28	36	4	21	0	1	10	13	48	2.2
Acy	6	0	48	5	17	.294	1	7	.143	2	3	.667	2	6	8	0	9	0	0	2	0	13	2.2
M. Harris	4	0	25	3	15	.200	0	2	.000	2	4	.500	3	6	9	2	1	0	0	2	0	8	2.0
Bentil	3	0	10	0	3	.000	0	1	.000	0	0	---	0	2	2	0	1	0	0	1	0	0	0.0
MAVERICKS	82	-	19780	2968	6750	.440	878	2473	.355	1215	1516	.801	647	2516	3163	1705	1567	8	614	972	307	8029	97.9
OPPONENTS	82	-	19780	3035	6477	.469	788	2074	.380	1411	1827	.772	727	2923	3650	1743	1591	6	535	1225	280	8269	100.8



CONTENT

THE ORGANIZATION

PLAYERS

THE NBA

HISTORY

RECORDS

PLAYOFFS

MEDIA

REVIEW

DATE	H-R	W-L	OPPONENT	SCORE	DAL-OPP	HOME RECORD	ROAD RECORD	TOTAL RECORD	SK	DALLAS HI SCORER	PT	DALLAS HI REBR	RB	DALLAS HI ASSISTS	AST	OPPONENT HI SCORER	PT	ATTEND
OCT 26	R	L	INDIANA	121-130	(OT)	0-0	0-1	0-1	L1	WILLIAMS	25	BARNES	9	WILLIAMS	7	TURNER	30	17,923
OCT 28	H	L	HOUSTON	98-106		0-1	0-1	0-2		BARNES	31	BOGUT	12	BAREA	5	ARIZA	27	20,163
OCT 30	R	L	HOUSTON	92-93		0-1	0-2	0-3		MATTHEWS	25	BOGUT	15	BAREA	5	HARDEN	28	18,055
NOV 2	R	L	UTAH	81-97		0-1	0-3	0-4		BARNES	14	BOGUT	9	WILLIAMS	9	HILL	25	19,318
NOV 4	H	L	PORTLAND	95-105		0-2	0-3	0-5		BAREA	23	BARNES	10	WILLIAMS/BAREA	6	LILLARD	42	19,475
NOV 6	H	W	MILWAUKEE	86-75	(OT)	1-2	0-3	1-5		BARNES	34	BOGUT	16	BAREA	5	PARKER	16	19,345
NOV 8	R	W	L.A. LAKERS	109-97		1-2	1-3	2-5		BARNES	31	BOGUT	9	BAREA	8	CLARKSON	22	18,997
NOV 9	R	L	GOLDEN STATE	95-116		1-2	1-4	2-6		BARNES	25	POWELL	9	CURRY	9	DURANT	28	19,596
NOV 14	R	L	NEW YORK	77-93		1-2	1-5	2-7		BARNES	20	BOGUT	9	BAREA	4	PORZINGIS	24	19,812
NOV 16	R	L	BOSTON	83-90		1-2	1-6	2-8		BARNES	28	POWELL	8	BAREA	6	THOMAS	30	18,624
NOV 18	H	L	MEMPHIS	64-80		1-3	1-6	2-9		BARNES	15	BOGUT	10	GIBSON	3	PARSONS	12	19,715
NOV 19	R	L	ORLANDO	87-95		1-3	1-7	2-10		GIBSON	26	BOGUT	8	CURRY	4	AUGUSTIN	18	18,846
NOV 21	R	L	SAN ANTONIO	91-96		1-3	1-8	2-11		CURRY	23	MEJRI	11	CURRY	4	LEONARD	24	18,418
NOV 23	H	L	L.A. CLIPPERS	104-124		1-4	1-8	2-12		BARNES	22	BOGUT	12	BOGUT	6	RIVERS	22	20,042
NOV 25	R	L	CLEVELAND	90-128		1-4	1-9	2-13		NOWITZKI	15	BOGUT	11	BRUSSINO	5	LOVE	27	20,562
NOV 27	H	W	NEW ORLEANS	91-81		2-4	1-9	3-13		BARNES	23	BOGUT	14	WILLIAMS/BARNES	4	DAVIS	36	19,302
NOV 30	H	L	SAN ANTONIO	87-94		2-5	1-9	3-14		MATTHEWS	26	BOGUT	12	WILLIAMS	5	MILLS	23	19,245
DEC 1	R	L	CHARLOTTE	87-97		2-5	1-10	3-15		BARNES	17	MEJRI	11	WILLIAMS	9	WALKER	18	14,471
DEC 3	H	W	CHICAGO	107-82		3-5	1-10	4-15		MATTHEWS	26	BOGUT	11	WILLIAMS	15	BUTLER	26	19,857
DEC 5	H	L	CHARLOTTE	101-109		3-6	1-10	4-16		BARNES	29	POWELL/BARNES	7	WILLIAMS	13	WALKER	19	19,228
DEC 7	H	L	SACRAMENTO	89-120		3-7	1-10	4-17		WILLIAMS	20	MEJRI	7	WILLIAMS	6	COUSINS	24	19,711
DEC 9	H	W	INDIANA	111-103		4-7	1-10	5-17		MATTHEWS	26	FINNEY-SMITH	8	CURRY/WILLIAMS	6	GEORGE	22	19,486
DEC 10	R	L	HOUSTON	87-109		4-7	1-11	5-18		MATTHEWS	26	POWELL	6	WILLIAMS	6	GORDON	18	15,761
DEC 12	H	W	DENVER	112-92		5-7	1-11	6-18		MATTHEWS	25	FINNEY-SMITH	9	WILLIAMS	8	JOKIC	27	19,425
DEC 14	H	L	DETROIT	85-95		5-8	1-11	6-19		BARNES	19	MEJRI	8	WILLIAMS	5	JACKSON	20	19,687
DEC 16	R	L	UTAH	100-103		5-8	1-12	6-20		BARNES	21	MEJRI/CURRY	5	WILLIAMS	7	GOBERT	16	18,721
DEC 18	H	W	SACRAMENTO	99-79		6-8	1-12	7-20		FINNEY-SMITH	17	BARNES	9	WILLIAMS	7	COUSINS	33	19,504
DEC 19	R	L	DENVER	107-117		6-8	1-13	7-21		WILLIAMS	23	POWELL	8	WILLIAMS	8	JOKIC	27	12,581
DEC 21	R	W	PORTLAND	96-95		6-8	2-13	8-21		BARNES	28	POWELL	8	WILLIAMS	5	LILLARD	29	19,393
DEC 23	R	W	L.A. CLIPPERS	90-88		6-8	3-13	9-21		BARNES	24	MEJRI	8	WILLIAMS	9	CRAWFORD	26	19,060
DEC 26	R	L	NEW ORLEANS	104-111		6-8	3-14	9-22		WILLIAMS	24	BARNES	7	WILLIAMS	9	DAVIS	28	15,764
DEC 27	H	L	HOUSTON	107-123		6-9	3-14	9-23		BARNES	21	ANDERSON	8	WILLIAMS	6	HARDEN	34	20,425
DEC 29	R	W	L.A. LAKERS	101-89		6-9	4-14	10-23		MATTHEWS	20	BARNES	9	WILLIAMS	11	RANDLE	18	18,997
DEC 30	R	L	GOLDEN STATE	99-108		6-9	4-15	10-24		BARNES	25	POWELL	13	JACKSON/CURRY	5	THOMPSON	29	19,596
JAN 3	H	W	WASHINGTON	113-105		7-9	4-15	11-24		BARNES	26	NOWITZKI	9	WILLIAMS	6	WALL	27	19,318
JAN 5	H	L	PHOENIX	95-102		7-10	4-15	11-25		WILLIAMS	20	NOWITZKI	7	WILLIAMS	6	BLEDSE	26	19,570
JAN 7	H	L	ATLANTA	82-97		7-11	4-15	11-26		BARNES	21	BOGUT	11	BAREA	7	HARDWAY	22	19,655
JAN 9	R	L	MINNESOTA	92-101		7-11	4-16	11-27		BARNES	30	NOWITZKI	5	WILLIAMS	7	TOWNS	34	9,625
JAN 12	R	W	PHOENIX	113-108		7-11	5-16	12-27		WILLIAMS	23	MEJRI	7	WILLIAMS	12	BOOKER	39	19,874
JAN 15	H	W	MINNESOTA	98-87		8-11	5-16	13-27		MATTHEWS	19	MEJRI	8	WILLIAMS	10	DIENG	21	19,655
JAN 17	R	W	CHICAGO	99-98		8-11	6-16	14-27		BARNES	20	NOWITZKI	10	WILLIAMS	9	BUTLER	24	21,294
JAN 19	R	L	MIAMI	95-99		8-11	6-17	14-28		NOWITZKI	19	BARNES	7	WILLIAMS	9	DRAGIC	32	19,600
JAN 20	H	L	UTAH	107-112	(OT)	8-12	6-17	14-29		BARNES	19	NOWITZKI	10	WILLIAMS	8	GOBERT	27	19,421
JAN 22	H	W	L.A. LAKERS	122-73		9-12	6-17	15-29		ANDERSON	19	FINNEY-SMITH	7	WILLIAMS	8	WILLIAMS	15	19,484
JAN 25	H	W	NEW YORK	103-95		10-12	6-17	16-29		BARNES	23	FINNEY-SMITH	5	WILLIAMS	7	ANTHONY	30	19,750
JAN 26	R	L	OKLA CITY	98-109		10-12	6-18	16-30		BARNES	31	MEJRI/BRUSSINO	6	JACKSON	4	WESTBROOK	45	18,203
JAN 29	R	W	SAN ANTONIO	105-101		10-12	7-18	17-30		CURRY	24	NOWITZKI/CURRY	10	FERRELL	7	LEONARD	24	18,418
JAN 30	H	W	CLEVELAND	104-97		11-12	7-18	18-30		BARNES	24	BARNES	9	D. HARRIS	5	JAMES	23	20,202
FEB 1	H	W	PHILADELPHIA	113-95		12-12	7-18	19-30		CURRY	22	MEJRI	17	CURRY	6	OKAFOR	16	19,263
FEB 3	R	W	PORTLAND	108-104		12-12	8-18	20-30		FERRELL	32	BARNES	7	FERRELL	5	MCCOLLUM	28	19,393
FEB 6	R	L	DENVER	87-110		12-12	8-19	20-31		CURRY	15	MATTHEWS	7	MATTHEWS	8	BARTON	31	13,047
FEB 7	H	L	PORTLAND	113-114		12-13	8-19	20-32		BARNES	26	D. HARRIS	7	MATTHEWS	5	MCCOLLUM	32	19,326
FEB 9	H	W	UTAH	112-105	(OT)	13-13	8-19	21-32		BARNES	31	NOWITZKI	7	MATTHEWS	5	HAYWARD	36	19,883
FEB 11	H	W	ORLANDO	112-80		14-13	8-19	22-32		MATTHEWS	20	MEJRI	15	MATTHEWS	6	BIYOMBO	15	20,052
FEB 13	H	L	BOSTON	98-111		14-14	8-19	22-33		FERRELL	20	MEJRI	10	CURRY	5	THORNY	29	20,159
FEB 15	R	L	DETROIT	91-98		14-14	8-20	22-34		NOWITZKI	24	NOWITZKI	10	WILLIAMS	6	JACKSON	22	13,549
FEB 24	R	L	MINNESOTA	84-97		14-14	8-21	22-35		CURRY	31	NOWITZKI/MEJRI	7	FERRELL	4	WIGGINS	27	15,948
FEB 25	H	W	NEW ORLEANS	96-83		15-14	8-21	23-35		BARNES	19	NOEL	10	CURRY	8	DAVIS	39	20,411
FEB 27	H	W	MIAMI	96-89		16-14	8-21	24-35		CURRY	29	NOWITZKI	12	FERRELL	5	DRAGIC	24	19,539
MAR 1	R	L	ATLANTA	95-100		16-14	8-22	24-36		BARNES	25	NOWITZKI	10	FERRELL	9	MILLSAP	18	12,483
MAR 3	H	W	MEMPHIS	104-100		17-14	8-22	25-36		CURRY	24	NOEL	17	D. HARRIS	6	CONLEY	30	19,480
MAR 5	H	W	OKLA CITY	104-89		18-14	8-22	26-36		CURRY	22	NOWITZKI	13	D. HARRIS	7	WESTBROOK	29	20,232
MAR 7	H	W	L.A. LAKERS	122-111		19-14	8-22	27-36		NOWITZKI	25	NOEL	13	FERRELL	7	RUSSELL	22	20,484
MAR 10	H	W	BROOKLYN	105-96		20-14	8-22	28-36		BARNES	21	MEJRI	9	CURRY	4	WHITEHEAD	24	20,022
MAR 11	H	L	PHOENIX	98-100		20-15	8-22	28-37		NOWITZKI/BARNES	23	NOWITZKI	11	BAREA	4	BOOKER	36	20,324
MAR 13	R	L	TORONTO	78-100		20-15	8-23	28-38		BARNES	18	POWELL	10	BAREA	7	DEROZAN	25	19,800
MAR 15	R	W	WASHINGTON	112-107		20-15	9-23	29-38		BARNES	22	BARNES	9	BAREA	13	WALL	26	17,844
MAR 17	R	L	PHILADELPHIA	74-116		20-15	9-24	29-39		POWELL	14	M. HARRIS	6	BAREA	4	ANDERSON	19	17,642
MAR 19	R	W	BROOKLYN	111-104		20-15	10-24	30-39		NOWITZKI	23	NOWITZKI	9	BAREA	7	LOPEZ	27	14,045
MAR 21	H	L	GOLDEN STATE	87-112		20-16	10-24	30-40		NOWITZKI	16	NOWITZKI	9	BAREA	6	THOMPSON	23	20,453
MAR 23	H	W	L.A. CLIPPERS	97-95		21-16	10-24	31-40		CURRY	23	NOEL	12	MATTHEWS	6	GRIFFIN	21	19,703
MAR 25	H	L	TORONTO	86-94		21-17	10-24	31-41		BARNES	23	NOEL	8	MATTHEWS	5	DEROZAN/IBAKA	18	19,934
MAR 27	H	L	OKLA CITY	91-92		21-18	10-24	31-42		NOEL	15	NOWITZKI/NOEL	8	BAREA	8	WESTBROOK	37	19,970
MAR 29	A	L	NEW ORLEANS	118-121		21-18	10-25	31-43		NOWITZKI	23	BARNES	8	BAREA	11	DAVIS	30	16,000
MAR 31	A	L	MEMPHIS	90-99		21-18	10-26	31-44		BAREA	13	NOWITZKI	12	MATTHEWS	7	CONLEY	28	17,317
APR 2	A	W	MILWAUKEE	109-105		21-18	11-26	32-44		BARNES	31	NOWITZKI	5	BAREA	6	ANTETOKOUNMPO	31	18,717
APR 4	A	L	SACRAMENTO	87-98		21-18	11-27	32-45		BRUSSINO	13	NOEL	10	FERRELL/BRUSSINO	5	MCLEMORE	22	17,608
APR 5	A	L	L.A. CLIPPERS	101-112		21-18	11-28	32-46		BARNES	15	MEJRI	9	MATTHEWS	6	GRIFFIN	32	19,060
APR 7	H	L	SAN ANTONIO	89-102		21-19	11-28	32-47		POWELL	12	NOEL	9	BAREA	8	FORBES	27	20,133
APR 9	A	L	PHOENIX	111-124		21-19	11-29	32-48		POWELL/FERRELL	21	FINNEY-SMITH	11	BRUSSINO				



2015-2016

BOTTOM ROW L-R WESLEY MATTHEWS, DERON WILLIAMS, DEVIN HARRIS, JOSE JUAN BAREA, CHANDLER PARSONS, RAYMOND FELTON, JUSTIN ANDERSON. **MIDDLE ROW L-R** CRAIG METCALFE, CASEY SPANGLER, DIONNE CALHOUN, DON KALKSTEIN, JEREMY EVANS, DWIGHT POWELL, DAVID LEE, DIRK NOWITZKI, JAVALE MCGEE, SALAH MEJRI, ZAZA PACHULIA, CHARLIE VILLANUEVA, CASEY SMITH, MIKE PROCOPIO. **TOP ROW L-R** GARY BOREN, MIKE SHEDD, JAMAHL MOSLEY, FLOYD JAHNER, DONNIE NELSON, RICK CARLISLE, MELVIN HUNT, KALEB CANALES, MIKE WEINAR, DARRELL ARMSTRONG, JEREMY HOLSOPPLE, AL WHITLEY.

SEASON NOTEBOOK: The Dallas Mavericks went 42-40 (.512) in 2015-16, marking their 16th straight season with at least a .500 record. Dirk Nowitzki passed Shaquille O’Neal (28,596) for sixth place on the NBA’s all-time scoring list at Brooklyn (12/23/15). The 18-year forward also became the sixth player in NBA history to eclipse the 29,000-point plateau against Philadelphia (2/21/16). At age 37, Nowitzki averaged a team-high 18.3 points per game, leading Dallas in scoring average for the 15th time in the last 16 years. What’s more, Nowitzki became the fifth player in NBA history to average at least 18 points per game at age 37 or older. Rick Carlisle became the winningest coach in Mavericks history with a 103-93 victory at the L.A. Lakers on 11/1/15, passing Don Nelson (339) with his 340th win with the franchise. Carlisle also passed the late Flip Saunders (654) for 20th place on the NBA’s all-time wins list with a 97-88 victory at Denver on 3/28/16 (career win No. 655). Dallas won seven of its final nine games to clinch a playoff spot for the 15th time in the last 16 years. The Mavericks’ 42 wins earned them the sixth seed in the Western Conference and a matchup with the No. 3 seed Oklahoma City Thunder in the first round. Dallas fought hard in the series despite enduring injuries to several key players. The Thunder went on to defeat the Mavericks in five games.

PLAYER	G	GS	MIN	FG	FGA	PCT	3FG	3FGA	PCT	FT	FTA	PCT	OFF	DEF	TOT	AST	PF	DQ	STL	TO	BLK	PTS	AVG
NOWITZKI	75	75	2364	498	1112	.448	126	342	.368	250	280	.893	52	437	489	132	161	0	52	84	52	1372	18.3
WILLIAMS	65	63	2106	321	775	.414	97	282	.344	179	206	.869	19	171	190	378	155	0	61	150	14	918	14.1
PARSONS	61	51	1799	320	651	.492	104	251	.414	93	136	.684	29	256	285	169	114	0	46	95	21	837	13.7
MATTHEWS	78	78	2644	331	854	.388	189	525	.360	126	146	.863	27	211	238	151	179	1	78	78	17	977	12.5
BAREA	74	16	1667	317	711	.446	100	260	.385	74	96	.771	26	126	152	302	110	0	26	113	2	808	10.9
FELTON	80	31	2192	277	682	.406	60	213	.282	149	176	.847	36	222	258	284	141	0	68	121	15	763	9.5
PACHULIA	76	69	2004	219	470	.466	0	3	.000	212	276	.768	249	469	718	128	181	1	64	119	22	650	8.6
LEE (TOT)	55	5	903	178	335	.531	0	1	.000	71	93	.763	101	204	305	84	114	0	22	66	28	427	7.8
LEE (DAL)	25	1	433	91	143	.636	0	0	---	31	42	.738	60	115	175	30	63	0	10	28	15	213	8.5
HARRIS	64	0	1280	167	374	.447	52	158	.329	101	140	.721	18	120	138	118	124	1	60	66	13	487	7.6
POWELL	69	2	992	146	296	.493	2	16	.125	105	142	.739	84	189	273	44	118	1	36	40	24	399	5.8
VILLANUEVA	62	4	665	125	327	.382	47	172	.273	22	24	.917	24	128	152	24	71	0	18	31	15	319	5.1
MCGEE	34	2	370	77	134	.575	0	1	.000	18	36	.500	53	80	133	3	49	0	5	21	26	172	5.1
ANDERSON	55	9	647	71	175	.406	22	83	.265	44	55	.800	18	114	132	29	45	0	19	24	25	208	3.8
MEJRI	34	6	397	49	78	.628	0	1	.000	27	46	.587	41	82	123	10	54	0	8	23	36	125	3.7
JENKINS	21	1	193	29	70	.414	3	19	.158	8	9	.889	4	18	22	9	11	0	3	11	0	69	3.3
EVANS	30	2	251	26	48	.542	4	16	.250	15	21	.714	11	43	54	2	19	0	6	7	9	71	2.4
MAVERICKS	82	-	20005	3064	6900	.444	806	2342	.344	1454	1831	.794	751	2781	3532	1813	1595	4	560	1047	306	8388	102.3
OPPONENTS	82	-	20005	3144	6971	.451	743	2170	.342	1382	1873	.738	868	2887	3755	1800	1757	9	617	1142	363	8413	102.6

**CONTENT****THE ORGANIZATION****PLAYERS****THE NBA****HISTORY****RECORDS****PLAYOFFS****MEDIA****REVIEW**

DATE	H-R	W-L	OPPONENT	SCORE	DAL-OPP	HOME RECORD	ROAD RECORD	TOTAL RECORD	SK	DALLAS HI SCORER	PT	DALLAS HI REBR	RB	DALLAS HI ASSISTS	AST	OPPONENT HI SCORER	PT	ATTEND
OCT 28	R	W	PHOENIX	111-95	0-0	1-0	1-0	1-0	W1	FELTON	18	PACHULIA	10	WILLIAMS	7	KNIGHT	15	18,055
OCT 29	R	L	L.A. CLIPPERS	88-104	0-0	1-1	1-1	1-1	L1	JENKINS	17	PACHULIA	8	BAREA	9	GRIFFIN	26	19,218
NOV 1	R	W	L.A. LAKERS	103-93	0-0	2-1	2-1	2-1	W1	NOWITZKI	25	PACHULIA	12	WILLIAMS	8	RANDLE	22	18,997
NOV 3	H	L	TORONTO	91-102	0-1	2-1	2-2	1-1	L1	NOWITZKI	18	POWELL	10	BAREA	6	LOWRY	27	20,034
NOV 5	H	L	CHARLOTTE	94-108	0-2	2-1	2-3	1-2	L2	WILLIAMS	15	PACHULIA	10	BAREA	6	JEFFERSON	31	19,635
NOV 7	H	W	NEW ORLEANS	107-98	1-2	2-1	3-3	2-1	W1	WILLIAMS	19	PACHULIA	14	HARRIS	6	DAVIS	25	20,454
NOV 10	R	L	NEW ORLEANS	105-120	1-2	2-2	3-4	1-1	L1	NOWITZKI	18	YILLANUEVA	9	BAREA	5	ANDERSON	25	17,128
NOV 11	H	W	L.A. CLIPPERS	118-108	2-2	2-2	4-4	2-1	W1	NOWITZKI	31	NOWITZKI	11	BAREA	7	GRIFFIN	21	19,805
NOV 13	H	W	L.A. LAKERS	90-82	3-2	2-2	5-4	2-2	W2	PACHULIA	18	PACHULIA	16	WILLIAMS	7	CLARKSON	21	20,260
NOV 14	R	W	HOUSTON	110-98	3-2	3-2	6-4	3-1	W3	FELTON	23	POWELL	9	BAREA	8	HARDEN	25	18,231
NOV 16	R	W	PHILADELPHIA	92-86	3-2	4-2	7-4	4-4	W4	NOWITZKI	21	POWELL	8	WILLIAMS	6	OKAFOR	19	11,555
NOV 18	R	W	BOSTON	106-102	3-2	5-2	8-4	5-1	W5	NOWITZKI	23	PACHULIA	12	WILLIAMS	6	THOMAS	19	17,262
NOV 20	H	W	UTAH	102-93	4-2	5-2	9-4	6-1	W6	WILLIAMS	23	PACHULIA	12	WILLIAMS	8	HAYWARD	22	20,028
NOV 22	R	L	OKLA. CITY	114-117	4-2	5-3	9-5	1-1	L1	WILLIAMS	20	PACHULIA	10	PACH/WILLIAMS	6	WESTBROOK	31	18,203
NOV 24	R	L	MEMPHIS	96-110	4-2	5-4	9-6	1-2	L2	BAREA/FELTON	16	PACH/NOWITZ	10	MATTHEWS	4	CONLEY	21	17,381
NOV 25	R	L	SAN ANTONIO	83-88	4-2	5-5	9-7	1-3	L3	MATTHEWS	15	NOWITZKI	14	WILLIAMS	9	LEONARD	26	18,418
NOV 28	H	W	DENVER	92-81	5-2	5-5	10-7	2-1	W1	WILLIAMS	22	PACHULIA	12	MATTHEW/WILL	4	ARTHUR	16	20,339
NOV 30	R	L	SACRAMENTO	98-112	5-2	5-6	10-8	1-1	L1	PARSONS	14	PACHULIA	10	WILL/FELTON	7	COUSINS	31	16,937
DEC 1	R	W	PORTLAND	115-112	(OT) 5-2	6-6	11-8	3-1	W1	WILLIAMS	30	PACHULIA	21	WILLIAMS	8	LILLARD	25	19,393
DEC 4	H	L	HOUSTON	96-100	5-3	6-6	11-9	1-1	L1	WILLIAMS	22	PACHULIA	11	WILLIAMS	6	HARDEN	25	20,339
DEC 6	R	W	WASHINGTON	116-104	5-3	7-6	12-9	4-1	W1	MATTHEWS	36	FELTON	10	WILLIAMS	9	WALL	28	16,394
DEC 7	R	W	NEW YORK	104-97	5-3	8-6	13-9	5-2	W2	NOWITZKI	25	PACHULIA	8	WILLIAMS	7	PORZINGIS	28	19,812
DEC 9	H	L	ATLANTA	95-98	5-4	8-6	13-10	1-1	L1	WILLIAMS	18	PACHULIA	17	WILLIAMS	6	MILLSAP	20	19,936
DEC 12	H	L	WASHINGTON	111-114	5-5	8-6	13-11	2-2	L2	MATTHEWS	28	PACHULIA	12	FELTON	11	PORTER	28	20,088
DEC 14	H	W	PHOENIX	104-94	6-5	8-6	14-11	3-1	W1	WILLIAMS	18	PACHULIA	12	NOWITZ/FELTON4	6	BLEDSOE	23	19,822
DEC 16	R	L	INDIANA	81-107	6-5	8-7	14-12	1-1	L1	FELTON	16	PACHULIA	14	WILLIAMS	6	MILES	20	14,824
DEC 18	H	W	MEMPHIS	97-88	7-5	8-7	15-12	2-1	W1	NOWITZKI	20	PACHULIA	18	PARSONS/FELT	6	CONLEY	20	20,199
DEC 22	R	L	TORONTO	99-103	7-5	8-8	15-13	1-1	L1	NOWITZKI	20	NOWITZKI	7	WILLIAMS	6	DEROZAN	28	19,800
DEC 23	R	W	BROOKLYN	119-118	(OT) 7-5	9-8	16-13	2-1	W1	BAREA	32	PARSONS	7	BAREA	11	YOUNG	29	15,994
DEC 26	H	W	CHICAGO	118-111	8-5	9-8	17-13	3-1	W2	BAREA	26	PACHULIA	12	BAREA/FELTON	5	ROSE	25	20,392
DEC 28	H	W	MILWAUKEE	103-93	9-5	9-8	18-13	4-1	W3	MATTHEWS	22	PACHULIA	8	BAREA	5	BAYLESS	19	20,300
DEC 30	H	W	GOLDEN STATE	114-91	10-5	9-8	19-13	5-1	W4	BAREA	23	PACHULIA	15	BAREA	6	CLARK	21	20,494
JAN 1	R	L	MIAMI	82-106	10-5	9-9	19-14	1-1	L1	PACHULIA	14	PACHULIA	13	FELTON/BAREA	5	WHITESIDE	25	19,748
JAN 2	H	L	NEW ORLEANS	98-105	10-6	9-9	19-15	2-2	L2	NOWITZKI	24	PACHULIA	9	BAREA	5	DAVIS	31	20,152
JAN 5	H	W	SACRAMENTO	117-116	(2OT) 11-6	9-9	20-15	3-1	W1	WILLIAMS	25	PACHULIA	17	PARSONS	4	COUSINS	35	20,059
JAN 6	R	W	NEW ORLEANS	100-91	11-6	10-9	21-15	4-1	W2	FELTON	22	POWELL	10	PARSONS/FELT	6	DAVIS	26	15,255
JAN 8	R	L	MILWAUKEE	95-96	11-6	10-10	21-16	1-1	L1	NOWITZKI	20	PACHULIA	15	WILLIAMS	6	MIDDLETON	27	16,409
JAN 10	R	W	MINNESOTA	93-87	11-6	11-10	22-16	2-1	W1	NOWITZKI	29	PACHULIA	11	WILLIAMS	4	WIGGINS	21	14,363
JAN 12	H	L	CLEVELAND	107-110	(OT) 11-7	11-10	22-17	1-1	L1	PARSONS	25	PACHULIA	12	WILLIAMS	10	JAMES	27	20,347
JAN 13	R	L	OKLAHOMA CIT	89-108	11-7	11-11	22-18	1-2	L2	BAREA	18	POWELL	9	BAREA	6	DURANT	29	18,203
JAN 15	R	W	CHICAGO	83-77	11-7	12-11	23-18	2-1	W1	NOWITZKI	21	PACHULIA	10	WILLIAMS	6	ROSE	18	22,056
JAN 17	R	L	SAN ANTONIO	83-112	11-7	12-12	23-19	1-1	L1	POWELL	15	MCCEE	10	BAREA	4	ALDRIDGE	23	18,418
JAN 18	H	W	BOSTON	118-113	(OT) 12-7	12-12	24-19	3-1	W1	NOWITZKI	31	PACHULIA	19	WILLIAMS	6	THOMAS/SMART	20	19,866
JAN 20	H	W	MINNESOTA	106-94	(OT) 13-7	12-12	25-19	4-1	W2	PARSONS	30	PARSONS	8	MATTH/HARRIS	3	TOWNS	27	19,621
JAN 22	H	L	OKLAHOMA CITY	106-109	13-8	12-12	25-20	1-1	L1	PARSONS	26	PACHULIA	8	PACHULIA/WILL	5	DURANT	24	20,284
JAN 24	R	L	HOUSTON	104-115	13-8	12-13	25-21	2-2	L2	PARSONS	31	MEJRI	11	WILLIAMS	5	ARIZA	29	18,142
JAN 26	R	W	L.A. LAKERS	92-90	13-8	13-13	26-21	3-1	W1	BAREA	18	PARSONS	9	MATTHEWS	5	CLARKSON	18	18,997
JAN 27	R	L	GOLDEN STATE	107-127	13-8	13-14	26-22	1-1	L1	PARSONS	23	PARSONS	7	BAREA	5	K. THOMPSON	45	19,596
JAN 29	H	W	BROOKLYN	91-79	14-8	13-14	27-22	2-1	W1	PARSONS	19	PACHULIA	12	WILLIAMS	6	LOPEZ	28	20,409
JAN 31	H	W	PHOENIX	91-78	15-8	13-14	28-22	3-1	W2	WILLIAMS	27	PACHULIA	15	FELTON	6	BOOKER	19	20,137
FEB 1	R	L	ATLANTA	97-112	15-8	13-15	28-23	1-1	L1	PARSONS	19	PACHULIA	13	BAREA	4	TEAGUE	32	15,455
FEB 3	H	L	MIAMI	90-93	15-9	13-15	28-24	2-1	L2	NOWITZKI	28	PACHULIA	15	PACH/FELTON	4	BOSH	20	20,385
FEB 5	H	L	SAN ANTONIO	90-116	15-10	13-15	28-25	1-3	L3	ANDERSON	13	NOWITZKI	8	FELTON	4	LEONARD	23	20,404
FEB 6	R	W	@MEMPHIS	114-110	(OT) 15-10	14-15	29-25	2-1	W1	PARSONS	26	PARSONS	8	WILLIAMS	11	GASOL	22	18,119
FEB 9	H	L	UTAH	119-121	(OT) 15-11	14-15	29-26	1-1	L1	PARSONS	24	PACHULIA	11	BAREA	6	HOOD	29	19,394
FEB 19	R	L	ORLANDO	104-110	(OT) 15-11	14-16	29-27	2-1	L2	WILLIAMS	25	PACHULIA	19	WILLIAMS	7	VUCEVIC	21	17,764
FEB 21	H	W	PHILADELPHIA	129-103	16-11	14-16	30-27	3-1	W1	MATTHEWS21	PACHULIA	10	WILLIAMS	8	OKAFOR	31	20,194	
FEB 24	H	L	OKLA. CITY	103-116	16-12	14-16	30-28	1-1	L1	NOWITZKI	33	PACHULIA	10	FELTON	9	WESTBROOK	24	19,805
FEB 26	H	W	DENVER	122-116	(OT) 17-12	14-16	31-28	4-1	W1	PARSONS	27	LEE	14	FELTON	6	BARTON	22	20,298
FEB 28	H	W	MINNESOTA	128-101	18-12	14-16	32-28	5-1	W2	PARSONS	29	LEE	9	WILLIAMS	9	MUHAMMAD	24	20,289
MAR 1	H	W	ORLANDO	121-108	19-12	14-16	33-28	6-1	W3	MATTHEWS21	PACHULIA	10	WILLIAMS	6	ILYASOVA	22	19,546	
MAR 3	H	L	SACRAMENTO	101-104	19-13	14-16	33-29	1-1	L1	PARSONS	28	LEE	11	PARS/NOWITZ	5	COUSINS	22	19,910
MAR 6	R	L	DENVER	114-116	(OT) 19-13	14-17	33-30	1-2	L2	NOWITZKI	30	LEE	12	PARSONS/FELT	5	FARIED	25	14,802
MAR 7	H	L	L.A. CLIPPERS	90-109	19-14	14-17	33-31	1-3	L3	NOWITZKI	22	PACH/PARSONS	8	WILL/BAREA	4	PAUL	27	20,002
MAR 9	H	L	DETROIT	96-102	19-15	14-17	33-32	1-4	L4	PARS/NOWITZ	25	PACHULIA	13	WILLIAMS	9	DRUMMOND	25	20,249
MAR 12	H	L	INDIANA	105-112	19-16	14-17	33-33	1-5	L5	NOWITZKI	30	PACHULIA	9	WILLIAMS	8	GEORGE	20	20,459
MAR 14	R	W	CHARLOTTE	107-96	19-16	15-17	34-33	2-1	W1	PARSONS	24	NOWITZKI	11	FELTON	12	WALKER	25	15,686
MAR 16	R	L	CLEVELAND	98-99	19-16	15-18	34-34	1-1	L1	NOWITZKI/LEE	20	HARRIS	6	PARSONS	10	IRVING	33	20,562
MAR 18	H	L	GOLDEN STATE	112-130	19-17	15-18	34-35	1-2	L2	NOWITZKI	24	LEE	16	BAREA/WILL	7	K. THOMPSON	39	20,515
MAR 20	H	W	PORTLAND	132-120	(OT) 20-17	15-18	35-35	2-1	W1	NOWITZKI	40	MEJRI	14	WILLIAMS	16	LILLARD	26	20,351
MAR 23	R	L	PORTLAND	103-109	20-17	15-19	35-36	1-1	L1	MATTHEWS	22	MEJRI	12	WILLIAMS	11	LILLARD	27	19,819
MAR 25	R	L	GOLDEN STATE	120-128	20-17	15-20	35-37	1-2	L2	MATTHEWS	26	PACHULIA	13	LEE/BAREA	6	K. THOMPSON	40	19,596
MAR 27	R	L	SACRAMENTO	111-133	20-17	15-21	35-38	1-3	L3	FELTON	15	LEE/POWELL	6	FELTON	5	CAULEY/STEIN	21	17,147
MAR 28	R	W	DENVER	97-88	20-17	16-21	36-38	1-1	L1	BAREA	18	POWELL	7	BAREA	11	BARTON	23	14,844
MAR 30	H	W	NEW YORK	91-89	21-17	16-21	37-38	2-1	W2	BAREA	26	ANDERSON	9	BAREA	7	ANTHONY	31	20,435
APR 1	R	W	DETROIT	98-89	21-17	17-21	38-38	3-1	W3	BAREA	29	PACHULIA	1					



2014-2015

TOP ROW L-R MIKE WEINAR, MIKE SHEDD, DARRELL ARMSTRONG, TERDEMA USSERY, RICK CARLISLE, JAMAHL MOSLEY, KALEB CANALES, MONTE MATHIS, BRAD DAVIS **MIDDLE ROW L-R** MONDRICK JONES, ROLAND BEECH, JOHNNY CARPENTER, TERRY SULLIVAN, CRAIG METCALFE, DON KALKSTEIN, CHARLIE VILLANUEVA, DIRK NOWITZKI, TYSON CHANDLER, AMARE STOUDEMIRE, DWIGHT POWELL, BERNARD JAMES, GREG SMITH, AL-FAROUC AMINU, AL WHITLEY, GARY BOREN, CASEY SPANGLER, CHRIS NEWELL, MIKE PROCOPIO, JAMES BROCATO **BOTTOM ROW L-R** DIONNE CALHOUN, CASEY SMITH, MONTA ELLIS, CHANDLER PARSONS, DEVIN HARRIS, JOSE JUAN BAREA, RAYMOND FELTON, RICHARD JEFFERSON, RAJON RONDO, JEREMY HOLSOPPLE

SEASON NOTEBOOK

Won 50, lost 32 (fourth, Southwest)...The Mavericks finished the 2014-15 campaign with a 50-win season (50-32) for the 14th time in franchise history and 12th time in the last 15 years...Dallas earned the 7th seed in the Western Conference Playoffs where they fell in the opening round to the 2-seeded Houston Rockets...Dirk Nowitzki continued his climb up the NBA's all-time scoring list when he moved from 10th place to seventh place in career scoring with 28,119 points after passing Hakeem Olajuwon, Elvin Hayes and Moses Malone over the course of the season...Nowitzki became the top foreign-born scorer of all-time (Olajuwon, Nigeria) on 11/11 and went on to play in his 13th All-Star game where he finished with 5 points, 5 rebounds and 2 steals in 12 minutes at the 2015 NBA All-Star Game in New York...Rick Carlisle recorded his 600th career win at Miami on 1/30 and became just the 24th coach in NBA history to reach 600 wins.

	G	GS	MIN	FG	FGA	PCT	3FG	3FGA	PCT	FT	FTA	PCT	OFF	DEF	TOT	AST	PF	DQ	STL	TO	BLK	PTS	AVG
Ellis	80	80	2699	602	1354	.445	81	284	.285	228	303	.752	34	156	190	329	197	0	148	198	25	1513	18.9
Nowitzki	77	77	2282	487	1062	.459	104	274	.380	255	289	.882	44	413	457	143	160	1	39	82	33	1333	17.3
Parsons	66	66	2186	383	829	.462	132	347	.380	139	193	.720	64	259	323	161	140	2	69	96	19	1037	15.7
Stoudemire (TOT)	59	15	1244	273	490	.557	0	4	.000	134	186	.720	110	219	329	45	161	3	29	78	38	680	11.5
Stoudemire (DAL)	23	1	380	104	179	.581	0	1	.000	40	59	.678	27	57	84	8	50	0	9	15	4	248	10.8
Chandler	75	75	2286	293	440	.666	0	0	---	185	257	.720	294	570	864	84	169	0	42	105	91	771	10.3
Rondo (TOT)	68	68	2019	275	645	.426	27	86	.314	31	78	.397	73	300	373	538	153	1	91	210	7	608	8.9
Rondo (DAL)	46	46	1319	194	445	.436	19	54	.352	19	42	.452	48	160	208	301	111	1	54	135	4	426	9.3
Wright	27	0	505	101	135	.748	0	0	---	36	48	.750	51	59	110	10	44	0	17	13	42	238	8.8
Harris	76	3	1685	219	524	.418	95	266	.357	132	162	.815	13	122	135	237	147	2	78	85	14	665	8.8
Barea	77	10	1362	225	536	.420	54	167	.323	76	94	.809	23	111	134	263	104	0	33	70	1	580	7.5
Nelson	23	23	584	61	163	.374	38	103	.369	7	8	.875	14	49	63	95	53	0	15	39	2	167	7.3
Villanueva	64	1	678	150	362	.414	83	221	.376	20	35	.571	30	119	149	19	64	0	15	28	22	403	6.3
Jefferson	74	18	1244	144	324	.444	66	155	.426	78	114	.684	25	158	183	61	115	0	32	52	11	432	5.8
Aminu	74	3	1366	147	357	.412	34	124	.274	84	118	.712	114	228	342	59	137	0	70	55	62	412	5.6
Felton	29	3	281	43	106	.406	10	34	.294	12	15	.800	2	24	26	41	17	0	11	18	4	108	3.7
Crowder	25	0	265	33	76	.434	13	38	.342	10	11	.909	12	17	29	12	26	0	15	10	5	89	3.6
Powell (TOT)	29	0	236	31	67	.463	3	11	.273	25	33	.758	18	32	50	9	40	1	9	11	6	90	3.1
Powell (DAL)	24	0	227	27	62	.435	3	11	.273	24	31	.774	18	31	49	9	39	1	7	9	6	81	3.4
James	16	2	158	12	27	.444	0	0	---	20	23	.870	18	21	39	4	17	0	2	6	15	44	2.8
Smith	42	2	363	30	49	.612	0	0	---	20	39	.513	26	53	79	9	53	0	7	11	11	80	1.9
Ledo	5	0	11	0	6	.000	0	3	.000	1	2	.500	1	1	2	1	1	0	0	2	0	1	0.2
MAVERICKS	82	-	19880	3255	7036	.463	732	2082	.352	1386	1843	.752	858	2608	3466	1846	16447	663	1062	371	8628	105.2	
OPPONENTS	82	-	19880	3117	6930	.450	741	2034	.364	1415	1879	.753	1006	2778	3784	1830	181613	602	1339	314	8390	102.3	

**CONTENT****THE ORGANIZATION****PLAYERS****THE NBA****HISTORY****RECORDS****PLAYOFFS****MEDIA****REVIEW**

DATE	H-R	W-L	SCORE OPPONENT	DAL-OPP	HOME RECORD	ROAD RECORD	TOTAL RECORD	SK	DALLAS HI SCORER	PT	DALLAS HI REBR	RB	DALLAS HI ASSISTS	AST	OPPONENT HI SCORER	PT	ATTEND
OCT 28	R	L	SAN ANTONIO	100-101	0-0	0-1	0-1	L1	ELLIS	26	CHANDLER	10	ELLIS	6	PARKER	23	19,615
OCT 30	H	W	UTAH	120-102	1-0	0-1	1-1	W1	NOWITZKI	21	AMINU	10	ELLIS	6	FAVORS	17	19,697
NOV 1	R	W	NEW ORLEANS	109-104	1-0	1-1	2-1	W2	PARSONS	20	ELLIS/CHANDL	7	HARRIS	6	DAVIS	31	14,547
NOV 3	H	W	BOSTON	118-113	2-0	1-1	3-1	W3	PARSONS	29	CHANDLER	12	HARRIS/ELLIS	6	GREEN	35	19,948
NOV 6	R	L	PORTLAND	87-108	2-0	1-2	3-2	L1	NOWITZKI	17	AMINU	5	HARRIS	4	ALDRIDGE	20	19,441
NOV 7	R	W	UTAH	105-82	2-0	2-2	4-2	W1	NOWITZKI	27	CHANDLER	13	HARRIS/ELLIS	6	BURKS	14	18,419
NOV 9	H	L	MIAMI	96-105	2-1	2-2	4-3	L1	ELLIS	23	CHANDLER	15	NELSON/ELLIS	5	DENG	30	20,195
NOV 11	H	W	SACRAMENTO	106-98	3-1	2-2	5-3	W1	NOWITZKI	23	CHANDLER	11	NELSON/HARRIS	5	GAY	26	19,663
NOV 13	H	W	PHILADELPHIA	123-70	4-1	2-2	6-3	W2	NOWITZKI	21	CHANDLER	10	BAREA	11	CARTER-WILLIAMS	19	19,604
NOV 15	H	W	MINNESOTA	131-117	5-1	2-2	7-3	W3	ELLIS	30	CHANDLER	16	NELSON	6	MARTIN	34	19,730
NOV 17	R	W	CHARLOTTE	107-80	5-1	3-2	8-3	W4	ELLIS	18	AMINU	11	NELSON	8	HENDERSON	18	15,345
NOV 19	R	W	WASHINGTON	105-102	5-1	4-2	9-3	W5	ELLIS	34	CHANDLER	16	BAREA	6	BEAL	16	16,374
NOV 21	H	W	L.A. LAKERS	140-106	6-1	4-2	10-3	W6	NOWITZKI	23	AMINU	6	ELLIS	10	LIN	18	20,353
NOV 22	R	L	HOUSTON	92-95	6-1	4-3	10-4	L1	ELLIS	17	CHANDLER	13	NELSON	6	HARDEN	32	18,244
NOV 24	H	L	INDIANA	100-111	6-2	4-3	10-5	L2	ELLIS	24	NOWITZKI	11	ELLIS	6	SLOAN	29	19,850
NOV 26	H	W	NEW YORK	109-102	(OT)7-2	4-3	11-5	W1	NOWITZKI	30	CHANDLER	25	HARRIS	8	CALDERON	21	20,352
NOV 28	R	W	TORONTO	106-102	7-2	5-3	12-5	W2	ELLIS	30	CHANDLER	10	BAREA	9	LOWRY	25	19,800
NOV 29	R	W	PHILADELPHIA	110-103	7-2	6-3	13-5	W3	CHANDLER	20	CHANDLER	13	ELLIS/PARSONS	5	MCDANIELS	21	16,145
DEC 2	R	W	CHICAGO	132-129	(OT)7-2	7-3	14-5	W4	ELLIS	38	CHANDLER	14	NOWITZKI	10	GASOL	29	22,042
DEC 3	R	W	MILWAUKEE	107-105	7-2	8-3	15-5	W5	ELLIS	23	CHANDLER	20	ELLIS	7	KNIGHT	25	13,568
DEC 5	H	L	PHOENIX	106-118	7-3	8-3	15-6	L1	ELLIS	33	CHANDLER	18	NELSON/BAREA	3	G. DRAGIC	28	20,010
DEC 7	H	W	MILWAUKEE	125-102	8-3	8-3	16-6	W1	PARSONS	28	WRIGHT/CHAN	7	BAREA	9	ANTETOKOUNMPO	18	19,413
DEC 9	R	L	MEMPHIS	105-114	8-3	8-4	16-7	L1	PARSONS	30	CHANDLER	9	NOWITZKI	4	GASOL	30	16,512
DEC 10	H	W	NEW ORLEANS	112-107	9-3	8-4	17-7	W1	ELLIS	26	NOWITZKI	6	ELLIS	5	DAVIS	31	19,988
DEC 13	H	L	GOLDEN STATE	98-105	9-4	8-4	17-8	L1	ELLIS	24	JEFFERSON	13	NELSON/ELLIS	5	CURRY	29	20,317
DEC 16	R	W	NEW YORK	107-87	9-4	9-4	18-8	W1	NOWITZKI	16	CHANDLER	14	PARSONS	6	ANTHONY	26	19,812
DEC 17	R	W	DETROIT	117-106	9-4	10-4	19-8	W2	PARSONS	32	NOWITZKI	10	HARRIS	9	DRUMMOND	19	12,287
DEC 20	H	W	SAN ANTONIO	99-93	10-4	10-4	20-8	W3	ELLIS	38	CHANDLER	14	RONDO	9	BELINELLI	21	20,504
DEC 22	H	L	ATLANTA	102-105	10-5	10-4	20-9	L1	ELLIS	18	CHANDLER	19	RONDO	11	SCHRODER	22	20,339
DEC 23	R	L	PHOENIX	115-124	10-5	10-5	20-10	L2	NOWITZ/CHAND	22	CHANDLER	14	RONDO	8	G. DRAGIC	25	18,055
DEC 26	H	W	L.A. LAKERS	102-98	11-5	10-5	21-10	W1	RONDO	21	CHANDLER	12	RONDO/ELLIS	7	BOOZER	18	20,424
DEC 28	H	W	OKLA CITY	112-107	12-5	10-5	22-10	W2	NOWITZKI	30	SMITH	8	RONDO	7	IBAKA	26	20,417
DEC 30	H	W	WASHINGTON	114-87	13-5	10-5	23-10	W3	ELLIS	20	CHANDLER	12	RONDO/BAREA	5	HUMPHRIES/WALL	11	20,397
JAN 2	R	W	BOSTON	119-101	13-5	11-5	24-10	W4	RONDO	29	CHANDLER	16	RONDO	5	BRADLEY	22	18,624
JAN 4	R	W	CLEVELAND	109-90	13-5	12-5	25-10	W5	ELLIS	20	CHANDLER	8	RONDO	8	LOVE	30	20,562
JAN 5	R	W	BROOKLYN	96-88	(OT)13-5	13-5	26-10	W6	ELLIS	19	CHANDLER	13	RONDO	14	LOPEZ	22	17,732
JAN 7	H	L	DETROIT	95-108	13-6	13-5	26-11	L1	NOWITZKI	19	CHANDLER	15	RONDO	8	MONROE	27	20,279
JAN 10	R	L	L.A. CLIPPER	100-120	13-6	13-6	26-12	L2	NOWITZKI	25	CHANDLER	10	RONDO	8	GRIFFIN	22	19,060
JAN 13	R	W	SACRAMENTO	108-104	(OT)13-6	14-6	27-12	W1	ELLIS	28	CHANDLER	17	ELLIS	10	COUSINS	32	15,747
JAN 14	R	L	DENVER	107-114	13-6	14-7	27-13	L1	BAREA	17	JEFFERSON	6	BAREA	6	LAWSON	29	14,022
JAN 16	H	W	DENVER	97-89	14-6	14-7	28-13	W1	NOWITZKI	25	CHANDLER	16	RONDO	8	AFFLALO	16	20,337
JAN 19	R	W	MEMPHIS	103-95	14-6	15-7	29-13	W2	ELLIS	25	CHANDLER	16	ELLIS	7	CONLEY	22	18,119
JAN 21	R	W	MINNESOTA	98-75	14-6	16-7	30-13	W3	PARSONS	22	POWELL	10	BAREA	10	WIGGINS	18	13,737
JAN 23	H	L	CHICAGO	98-102	14-7	16-7	30-14	L1	NOWITZKI	24	CHANDLER	12	RONDO/ELLIS	4	ROSE/BUTLER	20	20,408
JAN 25	R	L	NEW ORLEANS	106-109	14-7	16-8	30-15	L2	ELLIS	36	RONDO	8	RONDO	9	DAVIS	28	17,687
JAN 27	H	L	MEMPHIS	90-109	14-8	16-8	30-16	L3	PARSONS/ELLIS	19	RONDO	7	RONDO	5	RANDOLPH	22	20,160
JAN 28	R	L	HOUSTON	94-99	14-8	16-9	30-17	L4	ELLIS	33	CHANDLER	15	RONDO	6	SMITH	18	18,237
JAN 30	R	W	MIAMI	93-72	14-8	17-9	31-17	W1	VILLANUEVA	20	CHANDLER	13	ELLIS	7	WHITESIDE	16	19,823
JAN 31	R	W	ORLANDO	108-93	14-8	18-9	32-17	W2	ELLIS	25	CHANDLER	9	ELLIS	13	VUCEVIC	17	17,626
FEB 2	H	W	MINNESOTA	100-94	15-8	18-9	33-17	W3	ELLIS	23	CHANDLER	10	BAREA	8	MARTIN	19	19,989
FEB 4	R	L	GOLDEN STATE	114-128	15-8	18-10	33-18	L1	PARSONS	24	CHANDLER	17	HARRIS	7	CURRY	51	19,596
FEB 5	R	W	SACRAMENTO	101-78	15-8	19-10	34-18	W1	ELLIS	21	CHANDLER	16	ELLIS	6	COUSINS	23	16,993
FEB 7	H	W	PORTLAND	111-101	(OT)16-8	19-10	35-18	W2	NOWITZKI	25	CHANDLER	13	BAREA	7	LILLARD	26	20,398
FEB 9	H	L	L.A. CLIPPERS	98-115	16-9	19-10	35-19	L1	VILLANUEVA	26	PARSONS	23	BAREA	7	PAUL	25	20,082
FEB 11	H	W	UTAH	87-82	17-9	19-10	36-19	W1	BAREA	22	NOWITZKI	14	HARRIS	6	BURKE	16	19,947
FEB 19	R	L	OKLA CITY	89-104	17-9	19-11	36-20	L1	NOWITZKI	14	CHANDLER	13	RONDO	6	WESTBROOK	34	18,203
FEB 20	H	W	HOUSTON	111-100	18-9	19-11	37-20	W1	AMINU/HARRIS	17	CHANDLER	14	HARRIS	7	HARDEN	26	20,389
FEB 22	H	W	CHARLOTTE	92-81	19-9	19-11	38-20	W2	ELLIS	23	NOWITZKI	12	TIED WITH	4	MO WILLIAMS	22	20,347
FEB 24	H	W	TORONTO	99-92	20-9	19-11	39-20	W3	ELLIS	20	AMINU	12	HARRIS	5	DEROZAN	18	20,151
FEB 25	R	L	ATLANTA	87-104	20-9	19-12	39-21	L1	ELLIS	19	JAMES	11	BAREA	7	SCHRODER	17	16,126
FEB 28	H	L	BROOKLYN	94-104	20-10	19-12	39-22	L2	NOWITZKI	20	RONDO	7	RONDO	6	WILLIAMS	23	20,367
MAR 2	H	W	NEW ORLEANS	102-93	21-10	19-12	40-22	W1	ELLIS	20	NOWITZKI	8	TIED WITH	2	COLE	19	20,367
MAR 5	R	L	PORTLAND	75-94	21-10	19-13	40-23	L1	STOUD/ELLIS	12	CHANDLER	14	RONDO	9	ALDRIDGE	17	19,499
MAR 6	R	L	GOLDEN STATE	89-104	21-10	19-14	40-24	L2	RONDO	14	JEFFERSON	5	RONDO	6	CURRY	22	19,596
MAR 8	R	W	L.A. LAKERS	100-93	21-10	20-14	41-24	W1	ELLIS	31	PARSONS	6	RONDO	9	BOOZER	17	18,997
MAR 10	H	L	CLEVELAND	94-127	21-11	20-14	41-25	L1	PARSONS	18	CHANDLER	10	BAREA	5	JAMES	27	20,501
MAR 13	H	W	L.A. CLIPPERS	129-99	22-11	20-14	42-25	W1	PARSONS	22	CHANDLER	12	RONDO	7	REDICK	17	20,444
MAR 16	H	W	OKLA CITY	119-115	23-11	20-14	43-25	W2	PARSONS	31	CHANDLER	7	RONDO	13	WESTBROOK	24	20,231
MAR 18	H	W	ORLANDO	107-102	24-11	20-14	44-25	W3	NOWITZKI	25	AMINU/CHAND	8	RONDO	11	OLADIPO	19	20,294
MAR 20	H	L	MEMPHIS	101-112	24-12	20-14	44-26	L1	NOWIT/HARRIS	16	CHANDLER	13	RONDO	4	RANDOLPH	21	20,399
MAR 22	R	L	PHOENIX	92-98	24-12	20-15	44-27	L2	PARSONS	19	CHANDLER	11	RONDO	6	BLEDSE	20	17,435
MAR 24	H	W	SAN ANTONIO	101-94	25-12	20-15	45-27	W1	ELLIS	38	NOWITZKI	13	RONDO/ELLIS	5	LEONARD	19	20,328
MAR 27	R	L	SAN ANTONIO	76-94	25-12	20-16	45-28	L1	CHAND/ELLIS	10	CHANDLER	14	RONDO	5	DIAW	19	18,581
MAR 29	R	L	INDIANA	99-104	25-12	20-17	45-29	L2	PARSONS	27	CHANDLER	11	RONDO	10	MILES	28	17,358
APR 1	R	W	OKLA CITY	135-131	25-12	21-17	46-29	W1	ELLIS	26	CHANDLER	10	RONDO	10	MORROW	32	18,203
APR 2	H	L	HOUSTON	101-108	25-13	21-17	46-30	L1	NOWITZKI	21	AMINU/CHAND	8	RONDO	6	HARDEN	24	20,062
APR 4	H	L	GOLDEN STATE	110-123	25-14	21-17	46-31	L1	NOWITZKI	18	CHANDLER	13	RONDO	5	THOMPSON	21	20,407
APR 8	H	W	PHOENIX	107-104	26-14	21-17	47-31	W1	ELLIS	20	CHANDLER	23	RONDO	7	GREEN	30	20,262
APR 10	R	W	DENVER	144-143	(2OT)26-14	22-17	48-31	W2	NOWITZKI	25	CHANDLER	11	HARRIS/BAREA	9	GALLINARI	47	14,041
APR 12	R	W	L.A. LAKERS	120-106	26-14	23-17	49-31	W3	CHANDLER	20	AMINU	10	RONDO	11	CLARKSON	26	18,071
APR 13	R	L	UT														



2013-2014

TOP ROW L-R MONDRICK JONES, MIKE PROCOPIO, MIKE SHEDD, KEITH GRANT, TONY BROWN, RICK CARLISLE, TERDEMA USSERY, MONTE MATHIS, DARRELL ARMSTRONG, KALEB CANALES, MIKE WEINAR, BRAD DAVIS, CRAIG METCALFE

MIDDLE ROW L-R TERRY SULLIVAN, JEREMY HOLSOPPLE, DEJUAN BLAIR, VINCE CARTER, SHAWN MARION, DIRK NOWITZKI, BERNARD JAMES, SAMUEL DALEMBERT, BRANDAN WRIGHT, AL WHITLEY, DON KALKSTEIN

BOTTOM ROW L-R DIONNE CALHOUN, RICKY LEDO, SHANE LARKIN, JAE CROWDER, DEVIN HARRIS, JOSE CALDERON, MONTA ELLIS, GAL MEKEL, WAYNE ELLINGTON, CASEY SMITH

SEASON NOTEBOOK

Won 49, lost 33 (fourth, Southwest)...The Mavericks finished the 2013-14 season with a .598 record (49-33) and faced the San Antonio Spurs in the opening round of the 2014 Western Conference Playoffs...Dallas gave the eventual World Champions their toughest test when the Mavericks pushed the Spurs to a Game 7 before falling short of the upset...Dirk Nowitzki continued his charge on the NBA's all-time scoring list by passing Oscar Robertson and moving into the Top 10 after draining a 19-foot jumper in the fourth quarter at Utah on 4/8/14...Nowitzki also racked up his 12th All-Star appearance when he was named as a Western Conference reserve to the 2014 All-Star Game in New Orleans...Vince Carter moved into seventh place on the NBA's all-time three-pointers list and became just the seventh player in league history to hit 1,800 3FGs...On 1/31/14 vs. Sacramento, the Mavericks tied a franchise low when they only registered four turnovers...Dallas shot .941 percent in the opening quarter at Utah on 4/8/14 to set a new franchise mark for field goal percentage in a period (previously .900, third period, at San Antonio, 1/16/91).

	G	GS	MIN	FG	FGA	PCT	3FG	3FGA	PCT	FT	FTA	PCT	OFF	DEF	TOT	AST	PF	DQ	STL	TO	BLK	PTS	AVG
Nowitzki	80	80	2628	633	1273	.497	131	329	.398	338	376	.899	40	458	498	216	165	1	73	117	45	1735	21.7
Ellis	82	82	3023	576	1278	.451	69	209	.330	339	430	.788	38	257	295	471	197	0	141	264	23	1560	19.0
Carter	81	0	1973	330	811	.407	146	371	.394	161	196	.821	67	217	284	212	209	1	61	108	35	967	11.9
Calderon	81	81	2468	341	748	.456	191	425	.449	52	63	.825	29	163	192	377	136	0	69	103	11	925	11.4
Marion	76	76	2409	341	708	.482	58	162	.358	51	65	.785	132	365	497	124	125	0	90	95	37	791	10.4
Wright	58	0	1077	224	331	.677	0	0	---	77	106	.726	102	142	244	31	94	0	32	35	55	525	9.1
Harris	40	0	818	96	254	.378	31	101	.307	92	115	.800	8	77	85	178	72	1	28	59	2	315	7.9
Dalembert	80	68	1614	214	377	.568	0	1	.000	101	137	.737	200	341	541	38	210	0	41	90	94	529	6.6
Blair	78	13	1214	210	393	.534	0	2	.000	77	121	.636	139	229	368	70	192	1	60	77	21	497	6.4
Crowder	78	8	1254	130	296	.439	50	151	.331	46	61	.754	46	148	194	60	100	0	59	41	21	356	4.6
Ellington	45	1	393	55	126	.437	25	59	.424	10	11	.909	8	35	43	19	33	0	16	11	2	145	3.2
Larkin	48	0	489	52	137	.380	12	38	.316	16	25	.640	11	31	42	71	46	0	26	39	1	132	2.8
Mekel	31	1	292	30	86	.349	5	20	.250	8	12	.667	5	22	27	63	31	0	4	31	1	73	2.4
Ledo	11	0	33	6	17	.353	3	8	.375	4	4	1.000	0	2	2	2	2	0	1	2	0	19	1.7
James	30	0	146	11	23	.478	0	1	.000	6	11	.545	15	27	42	3	24	0	3	10	8	28	0.9
MAVERICKS	82	-	19830	3249	6858	.474	721	1877	.384	1378	1733	.795	840	2514	3354	1935	16364	704	1110	356	8597	104.8	
OPPONENTS	82	-	19830	3096	6673	.464	678	1888	.359	1530	2019	.758	943	2569	3512	1808	16337	635	1312	288	8400	102.4	

**CONTENT****THE ORGANIZATION****PLAYERS****THE NBA****HISTORY****RECORDS****PLAYOFFS****MEDIA****REVIEW**

No	Date	H-R	W-L	Opponent	Score	Home Record	Road Record	Total Record	Sk	Dallas Hi Scorer	Pt	Dallas Hi Rebr	Rb	Dallas Hi Assists	Ast	Opponent Hi Scorer	Pt	Attend
1	OCT 30	H	W	ATLANTA	118-109	1-0	0-0	1-0	W1	ELLIS	32	DALEMBERT	9	CALDERON	11	TEAGUE	24	19,834
2	NOV 1	R	L	HOUSTON	105-113	1-0	0-1	1-1	L1	NOWITZKI	22	BLAIR/MARION	10	CALDERON	6	HARDEN	34	18,142
3	NOV 2	H	W	MEMPHIS	111-99	2-0	0-1	2-1	W1	NOWITZKI	24	MARION	14	CALDERON	5	CONLEY	24	20,262
4	NOV 5	H	W	L.A. LAKERS	123-104	3-0	0-1	3-1	W2	ELLIS	30	BLAIR/NOWITZKI	8	ELLIS	9	YOUNG	21	19,670
5	NOV 6	R	L	OKLA CITY	93-107	3-0	0-2	3-2	L1	ELLIS	20	DALEMBERT	9	CALDERON	3	DURANT	23	18,203
6	NOV 8	R	L	MINNESOTA	108-116	3-0	0-3	3-3	L2	ELLIS	23	BLAIR	9	CALDERON	7	MARTIN/LOVE	32	13,677
7	NOV 9	R	W	MILWAUKEE	91-83	3-0	1-3	4-3	W1	ELLIS	18	BLAIR	11	ELLIS	5	MAYO	28	16,448
8	NOV 12	H	W	WASHINGTON	105-95	4-0	1-3	5-3	W2	ELLIS/NOWITZKI	19	BLAIR	11	ELLIS	7	ARIZA	27	19,627
9	NOV 15	R	L	MIAMI	104-110	4-0	1-4	5-4	L1	NOWITZKI	28	DALEMBERT	9	BLAIR/CALDER	5	JAMES	39	19,772
10	NOV 16	R	W	ORLANDO	108-100	4-0	2-4	6-4	W1	ELLIS	19	MARION	8	CALDERON	9	AFFLALO	25	15,039
11	NOV 18	H	W	PHILADELPHIA	97-94	5-0	2-4	7-4	W2	ELLIS	24	DALEMBERT	14	ELLIS	10	TURNER	26	19,790
12	NOV 20	H	W	HOUSTON	123-120	6-0	2-4	8-4	W3	ELLIS	37	DALEMBERT	10	ELLIS	9	HOWARD	33	20,045
13	NOV 22	H	W	UTAH	103-93	7-0	2-4	9-4	W4	ELLIS	26	DALEMBERT	12	ELLIS	6	WILLIAMS	19	19,781
14	NOV 23	R	L	DENVER	100-102	7-0	2-5	9-5	L1	NOWITZKI	27	BLAIR	10	CALDERON	5	LAWSON	20	17,841
15	NOV 25	H	L	DENVER	96-110	7-1	2-5	9-6	L2	ELLIS	22	MARION	12	MARION/ELLIS	4	HICKSON	22	19,677
16	NOV 27	H	W	GOLDEN STATE	103-99	8-1	2-5	10-6	W1	NOWITZKI	22	BLAIR	9	ELLIS	10	CURRY	29	20,211
17	NOV 29	R	L	ATLANTA	87-88	8-1	2-6	10-7	L1	NOWITZ/CALD	16	BLAIR	18	ELLIS/CARTER	4	TEAGUE	25	15,463
18	NOV 30	H	L	MINNESOTA	106-112	8-2	2-6	10-8	L2	ELLIS	26	BLAIR	8	MEKEL	7	MARTIN	27	20,173
19	DEC 3	H	W	CHARLOTTE	89-82	9-2	2-6	11-8	W1	NOWITZKI	25	MARION	10	ELLIS	5	JEFFERSON	19	19,612
20	DEC 4	R	W	NEW ORLEANS	100-97	9-2	3-6	12-8	W2	NOWITZKI	21	NOWITZKI	7	ELLIS	10	HOLIDAY	26	14,524
21	DEC 7	R	W	PORTLAND	108-106	9-2	4-6	13-8	W3	NOWITZKI	30	BLAIR	8	NOWITZ/CALDER	7	LILLARD	32	20,142
22	DEC 9	R	L	SACRAMENTO	97-112	9-2	4-7	13-9	L1	ELLIS	21	CROWDER	7	NOWITZKI	7	COUSINS	32	15,329
23	DEC 11	R	L	GOLDEN STATE	93-95	9-2	4-8	13-10	L2	NOWITZKI/ELLIS	21	BLAIR/MARION	9	CALDER/ELLIS	5	CURRY	33	19,596
24	DEC 14	H	W	MILWAUKEE	106-93	10-2	4-8	14-10	W1	WRIGHT	19	MARION	12	CARTER	9	HUNTER	18	19,973
25	DEC 18	H	W	MEMPHIS	105-91	11-2	4-8	15-10	W2	NOWITZKI	20	MARION/DALEM	7	CARTER	6	ALLEN	16	19,425
26	DEC 20	H	L	TORONTO	108-109*	11-3	4-8	15-11	L1	CALDERON	23	MARION	9	ELLIS	11	LOWRY	20	19,406
27	DEC 21	R	L	PHOENIX	108-123	11-3	4-9	15-12	L2	NOWITZKI	21	WRIGHT	6	ELLIS	9	BLEDSE	25	15,241
28	DEC 23	R	W	HOUSTON	111-104	11-3	5-9	16-12	W1	NOWITZKI	31	DALEMBERT	7	ELLIS/CALDER	5	HOWARD	29	18,328
29	DEC 26	H	L	SAN ANTONIO	107-116	11-4	5-9	16-13	L1	NOWITZKI	25	BLAIR	11	ELLIS	6	PARKER	23	20,305
30	DEC 28	R	W	CHICAGO	105-83	11-4	6-9	17-13	W1	ELLIS	22	MARION	13	CALDERON	7	NOAH	22	20,099
31	DEC 30	R	W	MINNESOTA	100-98	11-4	7-9	18-13	W2	MARION	32	DALEMBERT	7	ELLIS	10	LOVE	36	16,111
32	JAN 1	R	W	WASHINGTON	87-78	11-4	8-9	19-13	W3	ELLIS	23	MARION	9	MARION	4	WALL	22	15,713
33	JAN 3	H	L	L.A. CLIPPERS	112-119	11-5	8-9	19-14	L1	NOWITZKI	24	MARION	6	ELLIS	9	JORDAN/GRIFFIN	25	20,187
34	JAN 5	H	L	NEW YORK	80-92	11-6	8-9	19-15	L2	NOWITZKI	18	NOWITZKI	9	CALDERON	6	ANTHONY	19	19,892
35	JAN 7	H	W	L.A. LAKERS	110-97	12-6	8-9	20-15	W1	NOWITZKI	27	BLAIR	9	ELLIS	9	MEKES	24	19,656
36	JAN 8	R	L	SAN ANTONIO	90-112	12-6	8-10	20-16	L1	ELLIS	21	BLAIR	6	MEKEL	5	PARKER	25	18,581
37	JAN 10	R	W	NEW ORLEANS	107-90	12-6	9-10	21-16	W1	NOWITZKI	24	DALEMBERT	8	ELLIS	8	GORDON	27	16,533
38	JAN 11	H	W	NEW ORLEANS	110-107	13-6	9-10	22-16	W2	NOWITZKI	40	DALEMBERT	9	CALDERON	5	DAVIS	28	20,116
39	JAN 13	H	W	ORLANDO	107-88	14-6	9-10	23-16	W3	ELLIS	21	BLAIR	7	MEKEL	7	NELSON	21	19,695
40	JAN 15	R	L	L.A. CLIPPERS	127-129	14-6	9-11	23-17	L1	NOWITZKI	27	NOWITZKI	8	ELLIS	13	REDICK	33	19,208
41	JAN 17	R	W	PHOENIX	110-107	14-6	10-11	24-17	W1	ELLIS	24	MARION/DALEM	7	ELLIS	7	DRAIG	38	16,486
42	JAN 18	H	L	PORTLAND	111-127	14-7	10-11	24-18	L1	NOWITZKI	18	DALEMBERT	6	LARKIN	4	ALDRIDGE	20	20,375
43	JAN 20	R	W	CLEVELAND	102-97	14-7	11-11	25-18	W1	ELLIS	22	NOWITZKI	10	ELLIS	8	IRVING	26	18,762
44	JAN 22	R	L	TORONTO	85-93	14-7	11-12	25-19	L1	ELLIS	21	BLAIR/DALEM	7	ELLIS	6	DEROZAN	40	18,179
45	JAN 24	R	L	BROOKLYN	106-107	14-7	11-13	25-20	L2	CARTER	19	MARION	11	ELLIS	7	TELETOVIC	34	16,110
46	JAN 26	H	W	DETROIT	116-106	15-7	11-13	26-20	W1	NOWITZKI	28	NOWITZKI	9	HARRIS	7	JENNINGS	26	19,662
47	JAN 29	H	L	HOUSTON	115-117	15-8	11-13	26-21	L1	NOWITZKI	38	NOWITZKI	17	ELLIS/CALDER	5	PARSONS	26	19,359
48	JAN 31	H	W	SACRAMENTO	107-103	16-8	11-13	27-21	W1	NOWITZKI	34	WRIGHT	10	CALDERON	7	GAY	35	19,614
49	FEB 3	H	W	CLEVELAND	124-107	17-8	11-13	28-21	W2	NOWITZKI	23	NOWITZKI	8	CALDERON	10	IRVING	27	19,595
50	FEB 5	R	W	MEMPHIS	110-96	17-8	12-13	29-21	W3	NOWITZKI	26	DALEMBERT	10	CARTER	7	RANDOLPH	25	16,188
51	FEB 7	H	W	UTAH	103-81	18-8	12-13	30-21	W4	ELLIS	22	CARTER	8	CALDERON	7	WILLIAMS	21	19,928
52	FEB 9	R	W	BOSTON	102-91	18-8	13-13	31-21	W5	NOWITZKI	20	DALEMBERT	11	HARRIS	7	GREEN	18	17,650
53	FEB 11	R	L	CHARLOTTE	89-114	18-8	13-14	31-22	L1	ELLIS/NOWITZKI	16	DALEMBERT	6	ELLIS	7	JEFFERSON	30	11,467
54	FEB 12	R	W	INDIANA	81-73	18-8	14-14	32-22	W1	ELLIS	23	ELLIS	9	ELLIS	6	G.HILL	14	17,663
55	FEB 18	H	L	MIAMI	106-117	18-9	14-14	32-23	L1	NOWITZKI	22	NOWITZKI	9	NOWITZKI	7	JAMES	42	20,461
56	FEB 21	R	W	PHILADELPHIA	124-112	18-9	15-14	33-23	W1	NOWITZKI	25	CARTER	9	CALDERON	10	YOUNG	30	14,928
57	FEB 22	R	W	DETROIT	113-102	18-9	16-14	34-23	W2	NOWITZKI	24	MARION	11	ELLIS	13	SMITH	32	15,213
58	FEB 24	R	W	NEW YORK	110-108	18-9	17-14	35-23	W3	CARTER	23	DALEMBERT	10	HARRIS	8	ANTHONY	44	19,812
59	FEB 26	H	W	NEW ORLEANS	108-89	19-9	17-14	36-23	W4	ELLIS	23	MARION	8	ELLIS	7	GORDON	19	19,729
60	FEB 28	H	L	CHICAGO	91-100	19-10	17-14	36-24	L1	ELLIS	20	DALEMBERT	10	ELLIS	5	GIBSON	20	20,398
61	MAR 2	R	L	SAN ANTONIO	106-112	19-10	17-15	36-25	L2	NOWITZKI	22	DALEMBERT	10	ELLIS	8	PARKER	22	18,581
62	MAR 5	R	L	DENVER	110-115	19-10	17-16	36-26	L3	NOWITZKI	27	NOWITZKI	7	HARRIS	11	CHANDLER	21	14,541
63	MAR 7	H	W	PORTLAND	103-98	20-10	17-16	37-26	W1	NOWITZKI	22	ELLIS	8	ELLIS	7	ALDRIDGE	30	20,251
64	MAR 9	H	W	INDIANA	105-94	21-10	17-16	38-26	W2	HARRIS/ELLIS	20	ELLIS/DALEM	8	CALDERON	7	GEORGE	27	20,361
65	MAR 11	R	L	GOLDEN STATE	85-108	21-10	17-17	38-27	L1	ELLIS	15	BLAIR	8	CALDERON	5	CRAWFORD	19	19,596
66	MAR 12	R	W	UTAH	108-101	21-10	18-17	39-27	W1	NOWITZKI	31	NOWITZKI	8	ELLIS	11	BURKE	20	17,982
67	MAR 16	R	W	OKLA CITY	109-86	21-10	19-17	40-27	W2	MARION	19	WRIGHT	8	ELLIS/CALDER	7	DURANT	30	18,203
68	MAR 17	H	W	BOSTON	94-89	22-10	19-17	41-27	W3	NOWITZKI	19	ELLIS/DALEM	7	HARRIS	6	BAYLESS	19	20,132
69	MAR 19	H	L	MINNESOTA	122-123*	22-11	19-17	41-28	L1	NOWITZKI	27	DALEMBERT	14	MARION	5	LOVE	35	20,100
70	MAR 21	H	W	DENVER	122-106	23-11	19-17	42-28	W1	ELLIS	26	DALEMBERT	10	ELLIS	7	HICKSON	22	18,188
71	MAR 23	H	L	BROOKLYN	104-107*	23-12	19-17	42-29	L1	ELLIS	32	DALEMBERT	15	HARRIS	6	JOHNSON	18	19,603
72	MAR 25	H	W	OKLA CITY	128-119*	24-12	19-17	43-29	W1	NOWITZKI	32	NOWITZKI	10	CALDERON	8	DURANT	43	19,607
73	MAR 27	H	L	L.A. CLIPPERS	103-109	24-13	19-17	43-30	L1	CARTER	23	DALEMBERT	11	ELLIS	7	PAUL	31	19,912
74	MAR 29	H	W	SACRAMENTO	103-100	25-13	19-17	44-30	W1	NOWITZKI	19	NOWITZKI	7	NOWITZKI	7	GAY	30	20,210
75	APR 1	H	L	GOLDEN STATE	120-122*	25-14	19-17	44-31	L1	NOWITZKI	33	NOWITZKI	11	ELLIS/CALDER	6	THOMPSON	27	20,423
76	APR 3	R	W	L.A. CLIPPERS	113-107	25-14	20-17	45-31	W1	NOWITZKI	26	NOWITZKI	11	ELLIS	9	GRIFFIN	25	19,222
77	APR 4	R	W	L.A. LAKERS	107-95	25-14	21-17	46-31	W2	NOWITZKI	27							



2012-2013

TOP ROW L-R MONDRICK JONES, TERRY SULLIVAN, DEREK EARLS, MIKE SHEDD, MIKE WEINAR, TONY BROWN, MONTE MATHIS, TERDEMA USSERY, RICK CARLISLE, KEITH GRANT, JIM O'BRIEN, DARRELL ARMSTRONG, BRAD DAVIS, ROLAND BEECH, GARY BOREN, MIKE PROCOPIO

MIDDLE ROW L-R DIONNE CALHOUN, SHAWN MARION, BERNARD JAMES, ELTON BRAND, DIRK NOWITZKI, CHRIS KAMAN, BRANDAN WRIGHT, VINCE CARTER, AL WHITLEY, DON KALKSTEIN

BOTTOM ROW L-R ROBERT HACKETT, JAE CROWDER, JARED CUNNINGHAM, RODRIGUE BEAUBOIS, O.J. MAYO, DARREN COLLISON, MIKE JAMES, JOSH AKOGNON, ANTHONY MORROW, CASEY SMITH

SEASON NOTEBOOK

Won 41, lost 41 (fourth, Southwest)...The Mavericks finished the 2012-13 season with a .500 record (41-41) but missed the playoffs for the first time in 13 years...Dallas began the season without the services of Dirk Nowitzki, who sat out the first 27 games of the year recovering from right knee surgery...The Mavericks welcomed back Nowitzki on Dec. 23 and the team had a strong second half of the season...The Mavericks went 28-18 (.609) in their final 46 games...Despite the strong finish, the Mavericks saw their franchise-best 12-year-long playoff streak come to an end...Nowitzki became the 17th member of the 25,000-point club at New Orleans on 4/14/13 with an 18-foot fadeaway jumper over Robin Lopez at the 6:44 mark of the second quarter (the basket gave him 25,001 career points)...Mavericks Head Coach Rick Carlisle recorded his 500th career win against Portland on 2/6/13 (Dallas defeated Portland, 105-99).

	G	GS	MIN	FG	FGA	PCT	3FG	3FGA	PCT	FT	FTA	PCT	OFF	DEF	TOT	AST	PF	DQ	STL	TO	BLK	PTS	AVG
Nowitzki	53	47	1661	343	728	.471	65	157	.414	166	193	.860	37	326	363	132	93	0	38	70	37	917	17.3
Mayo	82	82	2913	461	1026	.449	142	349	.407	191	233	.820	36	255	291	361	195	1	93	210	23	1255	15.3
Carter	81	3	2093	372	855	.435	162	399	.406	182	223	.816	58	276	334	194	226	1	74	106	44	1088	13.4
Marion	67	67	2010	355	690	.514	23	73	.315	79	101	.782	146	379	525	163	111	0	75	103	47	812	12.1
Collison	81	47	2372	341	724	.471	48	136	.353	242	275	.880	31	188	219	415	139	0	100	173	8	972	12.0
Kaman	66	52	1363	313	617	.507	0	1	.000	67	85	.788	97	275	372	51	141	1	29	103	52	693	10.5
Fisher	9	9	229	23	65	.354	10	23	.435	21	23	.913	0	15	15	31	24	2	5	18	2	77	8.6
B. Wright	64	16	1149	241	404	.597	0	3	.000	59	96	.615	85	175	260	38	78	0	26	34	76	541	8.5
Brand	72	18	1527	226	478	.473	0	1	.000	66	93	.710	130	300	430	70	192	0	50	57	90	518	7.2
M. James	45	23	862	101	271	.373	48	125	.384	23	29	.793	9	63	72	139	95	1	26	55	3	273	6.1
Crowder	78	16	1353	141	367	.384	63	192	.328	47	73	.644	35	152	187	94	128	0	63	49	17	392	5.0
Murphy	14	1	256	22	61	.361	11	35	.314	10	11	.909	7	42	49	7	29	0	10	7	6	65	4.6
Curry	2	0	25	4	8	.500	0	0	---	1	4	.250	2	2	4	0	7	0	0	3	0	9	4.5
Beaubois	45	0	549	65	176	.369	21	72	.292	30	38	.789	9	48	57	84	54	0	19	33	4	181	4.0
Do. Jones	29	3	338	40	109	.367	1	9	.111	35	53	.660	18	27	45	83	29	0	14	38	2	116	4.0
Morrow (TOT)	41	1	383	64	145	.441	16	43	.372	20	22	.909	11	19	30	13	43	0	13	8	1	164	4.0
Morrow (DAL)	17	0	82	17	34	.500	1	5	.200	4	4	1.000	1	3	4	4	10	0	1	4	0	39	2.3
Da. Jones	50	15	635	50	140	.357	8	37	.216	66	82	.805	13	57	70	28	73	0	10	22	5	174	3.5
B. James	46	11	457	53	103	.515	0	2	.000	25	41	.610	52	79	131	6	64	0	12	18	38	131	2.8
Douglas-Roberts	6	0	63	5	14	.357	0	4	.000	7	10	.700	0	5	5	4	4	0	2	1	0	17	2.8
Cunningham	8	0	26	6	14	.429	2	3	.667	2	2	1.000	1	2	3	1	3	0	1	2	0	16	2.0
Akognon	3	0	9	2	4	.500	1	2	.500	0	0	---	0	1	1	1	3	0	0	0	0	5	1.7
C. Wright	3	0	4	1	2	.500	0	0	---	0	0	---	0	0	0	0	0	0	0	1	0	2	0.7
Dentmon	2	0	4	0	2	.000	0	0	---	0	0	---	0	0	0	0	0	0	0	0	0	0	0.0
MAVERICKS	82	-	19980	3182	6892	.462	606	1628	.372	1323	1669	.793	767	2670	3437	1906	1698	6	648	1144	454	8293	101.1
OPPONENTS	82	-	19980	3067	6890	.445	642	1789	.359	1566	2079	.753	985	2752	3737	1805	1547	5	698	1202	340	8342	101.7

**CONTENT****THE ORGANIZATION****PLAYERS****THE NBA****HISTORY****RECORDS****PLAYOFFS****MEDIA****REVIEW**

No	Date	H-R	W-L	Opponent	Score				Sk	Dallas			Dallas			Opponent			Pt	Attend
					Dal-Opp	Home Record	Road Record	Total Record		Hi Scorer	Pt	Hi Rebr	Rb	Hi Assists	Ast	Hi Scorer	Pt	Attend		
1	Oct 30	R	W	L.A. Lakers	99-91	0-0	1-0	1-0	W1	Collison	17	Brand	11	Beaubois	5	Gasol	23	18,997		
2	Oct 31	R	L	Utah	94-113	0-0	1-1	1-1	L1	Collison	17	Marion	11	Collison	7	Mo Williams/Ma. Williams	21	17,634		
3	Nov 3	H	W	Charlotte	126-99	1-0	1-1	2-1	W1	Mayo	30	Marion	9	Collison	10	Sessions	22	19,490		
4	Nov 5	H	W	Portland	114-91	2-0	1-1	3-1	W2	Mayo	32	Marion	7	Collison	13	Matthews/Aldridge	20	19,521		
5	Nov 7	H	W	Toronto	109-104	3-0	1-1	4-1	W3	Kaman/Mayo	22	B. James	9	Mayo	6	Bargnani	25	19,763		
6	Nov 9	R	L	New York	94-104	3-0	1-2	4-2	L1	Mayo	23	Tied with	7	Collison	8	Anthony	31	19,033		
7	Nov 10	R	L	Charlotte	97-101(OT)	3-0	1-3	4-3	L2	Mayo	22	B. Wright	8	Collison	6	Walker	26	15,763		
8	Nov 12	H	L	Minnesota	82-90	3-1	1-3	4-4	L3	Collison	21	Kaman/Murphy	5	Beaubois	7	Pekovic	20	19,322		
9	Nov 14	H	W	Washington	107-101	4-1	1-3	5-4	W1	Mayo	25	Brand	12	Collison	5	Crawford	21	19,560		
10	Nov 16	R	L	Indiana	83-103	4-1	1-4	5-5	L1	Mayo	19	Kaman	10	Collison	4	Hill/West	15	15,110		
11	Nov 17	R	W	Cleveland	103-95	4-1	2-4	6-5	W1	Mayo	19	Marion	10	Collison	8	Irving	26	18,633		
12	Nov 19	H	L	Golden State	101-105(OT)	4-2	2-4	6-6	L1	Mayo	27	Kaman	17	Collison/Carter	5	Curry	31	20,034		
13	Nov 21	H	W	New York	114-111	5-2	2-4	7-6	W1	Mayo	27	Brand	8	Collison	7	Anthony	23	20,157		
14	Nov 24	H	L	L.A. Lakers	89-115	5-3	2-4	7-7	L1	Carter	16	Marion	8	Beaubois	6	World Peace/Bryant	19	20,423		
15	Nov 27	R	L	Philadelphia	98-100	5-3	2-5	7-8	L2	Kaman	20	Marion/Brand	8	Mayo	7	Turner	22	15,107		
16	Nov 28	R	L	Chicago	78-101	5-3	2-6	7-9	L3	Marion	18	Brand	6	Do. Jones	5	Deng	22	21,575		
17	Dec 1	H	W	Detroit	92-77	6-3	2-6	8-9	W1	Mayo	27	Brand	12	Collison	9	Knight	20	20,285		
18	Dec 5	R	L	L.A. Clippers	90-112	6-3	2-7	8-10	L1	Carter	16	Brand	9	Mayo	7	Crawford	20	19,060		
19	Dec 6	R	W	Phoenix	97-94	6-3	3-7	9-10	W1	Mayo	23	Kaman/Brand	7	Mayo	5	Mark. Morris/Dragic	15	17,517		
20	Dec 8	R	W	Houston	116-109	6-3	4-7	10-10	W2	Mayo	40	Mayo	8	Collison/Fisher	5	Harden	39	15,726		
21	Dec 10	H	W	Sacramento	119-96	7-3	4-7	11-10	W3	Mayo	19	Mayo	7	Fisher	6	Garcia/Cousins	25	19,737		
22	Dec 12	R	L	Boston	115-117(2OT)	7-3	4-8	11-11	L1	Mayo	24	Marion	11	Marion	7	Pierce	34	18,624		
23	Dec 14	R	L	Toronto	74-95	7-3	4-9	11-12	L2	Kaman	15	Marion	13	Fisher	5	Kleiza	20	19,132		
24	Dec 15	R	L	Minnesota	106-114(OT)	7-3	4-10	11-13	L3	Mayo/Fisher	20	Marion	10	Mayo	6	Pekovic	21	18,173		
25	Dec 18	H	W	Philadelphia	107-100	8-3	4-10	12-13	W1	Mayo	26	Marion	9	Mayo	8	Wright	25	20,162		
26	Dec 20	H	L	Miami	95-110	8-4	4-10	12-14	L1	Crowder	15	B. James/Marion	9	Do. Jones	7	James	24	20,160		
27	Dec 21	R	L	Memphis	82-92	8-4	4-11	12-15	L2	Marion/Cater	14	Marion	11	Do. Jones	7	Gay	26	17,677		
28	Dec 23	R	L	San Antonio	91-129	8-4	4-12	12-16	L3	Collison	15	Nowitzki	6	Mayo	6	Green	25	18,581		
29	Dec 27	R	L	Oklahoma City	105-111(OT)	8-4	4-13	12-17	L4	Collison	32	Marion	9	Marion	7	Durant	40	18,203		
30	Dec 28	H	L	Denver	85-106	8-5	4-13	12-18	L5	Mayo	15	Kaman	8	Collison	4	Gallinari	39	20,439		
31	Dec 30	H	L	San Antonio	86-111	8-6	4-13	12-19	L6	Collison	18	Brand	10	Collison	8	Parker	21	19,928		
32	Jan 1	R	W	Washington	103-94	8-6	5-13	13-19	W1	Carter	23	Marion	14	Collison	8	Beal	22	14,456		
33	Jan 2	R	L	Miami	109-119(OT)	8-6	5-14	13-20	L1	Mayo	30	Kaman	10	Mayo	6	James	32	20,102		
34	Jan 5	H	L	New Orleans	96-99(OT)	8-7	5-14	13-21	L2	Nowitzki	20	Marion	9	Collison	5	Vasquez	25	20,338		
35	Jan 7	R	L	Utah	94-100	8-7	5-15	13-22	L3	Nowitzki	20	Kaman/Marion/Brand	9	Nowitzki/Mayo	5	Hayward	27	18,600		
36	Jan 9	R	L	L.A. Clippers	93-99	8-7	5-16	13-23	L4	Collison	22	Marion	7	Collison	6	Barnes/Paul	19	19,362		
37	Jan 10	R	W	Sacramento	117-112(OT)	8-7	6-16	14-23	W1	Mayo	24	Marion/Mayo	10	Crowder/Mayo	5	Cousins	29	14,011		
38	Jan 12	H	W	Memphis	104-83	9-7	6-16	15-23	W2	Marion	20	Brand	9	Collison	6	Gay	12	19,984		
39	Jan 14	H	W	Minnesota	113-98	10-7	6-16	16-23	W3	Collison	23	Marion	8	Collison/Mayo	9	Barea	21	19,486		
40	Jan 16	H	W	Houston	105-100	11-7	6-16	17-23	W4	Nowitzki	19	Brand	10	Mayo	8	Harden	20	20,147		
41	Jan 18	H	L	Oklahoma City	114-117(OT)	11-8	6-16	17-24	L1	Carter	29	Brand	13	Mayo	7	Durant	52	20,434		
42	Jan 20	R	W	Orlando	111-105	11-8	7-16	18-24	W1	Marion	20	Marion	10	Collison	9	Davis	24	18,192		
43	Jan 25	H	L	San Antonio	107-113	11-9	7-16	18-25	L1	Beaubois	19	Brand	13	Mayo	7	Parker	23	19,884		
44	Jan 27	H	W	Phoenix	110-95	12-9	7-16	19-25	W1	Marion/Nowitzki	18	Marion	9	Mayo	6	Dragic	18	20,305		
45	Jan 29	R	L	Portland	104-106	12-9	7-17	19-26	L1	Nowitzki	26	Marion/Mayo	9	Collison	9	Aldridge	29	18,888		
46	Jan 31	R	L	Golden State	97-100	12-9	7-18	19-27	L2	Mayo	25	Marion	17	Collison	7	Thompson	27	19,596		
47	Feb 1	R	W	Phoenix	109-99	12-9	8-18	20-27	W1	Mayo	20	Marion	11	Collison	6	Brown	20	16,304		
48	Feb 4	R	L	Oklahoma City	91-112	12-9	8-19	20-28	L1	Marion	23	Brand/Wright	7	Mayo	6	Westbrook	24	18,203		
49	Feb 6	H	W	Portland	105-99	13-9	8-19	21-28	W1	Mayo	28	Marion/Brand	10	Collison	7	Aldridge	27	19,746		
50	Feb 9	H	W	Golden State	116-91	14-9	8-19	22-28	W2	Marion	26	Marion/Bmad	11	Mayo	9	Curry	18	20,355		
51	Feb 11	H	L	Atlanta	101-105	14-10	8-19	22-29	L1	Nowitzki	24	Nowitzki	7	Collison	10	Smith	26	19,654		
52	Feb 13	H	W	Sacramento	123-100	15-10	8-19	23-29	W1	Carter	26	Marion	9	Collison	9	Evans	23	19,892		
53	Feb 20	H	W	Orlando	111-96	16-10	8-19	24-29	W2	Marion/Brand	17	Nowitzki	9	Collison	9	Afflalo	21	19,965		
54	Feb 22	R	W	New Orleans	104-100	16-10	9-19	25-29	W3	Nowitzki	25	Carter	9	Mayo	9	Gordon	23	16,538		
55	Feb 24	H	L	L.A. Lakers	99-103	16-11	9-19	25-30	L1	Nowitzki	30	Nowitzki	13	Collison/M. James	4	Bryant	38	20,440		
56	Feb 26	H	L	Milwaukee	90-95	16-12	9-19	25-31	L2	Nowitzki	21	Nowitzki	20	Collison	8	Ellis	22	19,870		
57	Feb 27	R	L	Memphis	84-90	16-12	9-20	25-32	L3	Marion	16	Marion	8	Collison	6	Randolph	22	16,017		
58	Mar 1	R	W	@Brooklyn	98-90	16-12	10-20	26-32	W1	Carter/Nowitzki	20	Nowitzki	8	M. James/Mayo/Brand	3	D. Williams	24	17,732		
59	Mar 3	R	L	@Houston	103-136	16-12	10-21	26-33	L1	Mayo	18	Marion	8	Mayo/Nowitzki	4	Parsons	32	18,123		
60	Mar 6	H	W	Houston	112-108	17-12	10-21	27-33	W1	Marion/Nowitzki	22	Carter	7	Mayo	12	Harden	28	20,344		
61	Mar 8	R	W	Detroit	102-99	17-12	11-21	28-33	W2	Mayo	22	Carter/Nowitzki	7	Collison	8	Knight	21	19,504		
62	Mar 10	R	W	Minnesota	100-77	17-12	12-21	29-33	W3	Carter	22	Brand	12	Collison	8	Williams	18	15,209		
63	Mar 12	R	W	Milwaukee	115-108	17-12	13-21	30-33	W4	Carter	23	Nowitzki	11	M. James	7	Ellis	32	14,154		
64	Mar 14	R	L	San Antonio	91-92	17-12	13-22	30-34	L1	Nowitzki	21	Nowitzki	11	M. James	5	Duncan	28	18,581		
65	Mar 15	H	W	Cleveland	96-86	18-12	13-22	31-34	W1	Beaubois	18	Crowder	14	Collison?Beaubois	5	Waiters	21	20,482		
66	Mar 17	H	L	Oklahoma City	101-107	18-13	13-22	31-35	L1	Nowitzki	23	B. Wright/Nowitzki	7	M. James	4	Westbrook	35	20,284		
67	Mar 18	R	W	Atlanta	127-113	18-13	14-22	32-35	W1	Collison	24	B. Wright	8	Nowitzki/Collison	5	Teague	19	14,505		
68	Mar 20	H	L	Brooklyn	96-113	18-14	14-22	32-36	L1	Nowitzki	16	Nowitzki	6	M. James	7	Lopez	38	19,962		
69	Mar 22	H	W	Boston	104-94	19-14	14-22	33-36	W1	B. Wright	23	Marion	13	Marion	9	Garnett/Pierce/Bass	16	20,387		
70	Mar 24	H	W	Utah	113-108	20-14	14-22	34-36	W2	M. James	19	Marion/Nowitzki	6	Collison/M. James	5	Kanter	17	19,821		
71	Mar 26	H	W	L.A. Clippers	109-102(OT)	21-14	14-22	35-36	W3	Nowitzki	33	Nowitzki	9	M. James	6	Paul	33	20,291		
72	Mar 28	H	L	Indiana	78-103	21-15	14-22	35-37	L1	Nowitzki	21	Brand	8	Collison	8	George	24	20,037		
73	Mar 30	H	W	Chicago	100-98	22-15	14-22	36-37	W1	Nowitzki	35	B. Wright	13	M. James	7	Deng/Robinson/Boozer	25	20,502		
74	Apr 2	R	L	L.A. Lakers	81-101	22-15	14-23	36-38	L1	Kaman	14	Marion	7	Collison/Nowitzki	6	Howard	24	18,997		
75	Apr 4	R	L	Denver	94-95	22-15	14-24	36-39	L2	B. Wright	16	Kaman	9	Carter/Mayo	6	Brewer	23	19,155		
76	Apr 5	R	W	Sacramento	117-108	22-15	15-24	37-39	W1	Marion	25	Marion	12	Carter/Collison	8	Thomas	29	13,903		
77	Apr 7	R	W	Portland	96-91	22-15	16-24	38-39	W2	Kaman	26	Kaman	11	Collison	8	Barton	22	20,228		
78	Apr 10	H	L	Phoenix	91-102	22-16	16-24	38-40	L1	Marion	22	Marion	9	Mayo	6	Dragic	21	19,725		
79	Apr 12	H	W	Denver	108-105(OT)	23-16	16-24	39-40												



2011-2012

TOP ROW L-R DIONNE CALHOUN, BRAD DAVIS, MONDRICK JONES, TERDEMA USSERY, KEITH GRANT, DARRELL ARMSTRONG, TERRY STOTTS, RICK CARLISLE, TONY BROWN, MONTE MATHIS, GARY BOREN, ROLAND BEECH, MIKE WEINAR, AL WHITLEY, CASEY SMITH

MIDDLE ROW L-R TERRY SULLIVAN, NEIL HERSKOWITZ, MIKE SHEDD, BRENDAN HAYWOOD, BRIAN CARDINAL, IAN MAHINMI, DIRK NOWITZKI, SHAWN MARION, YI JIANLIAN, BRANDAN WRIGHT, ROBERT HACKETT, DON KALKSTEIN

BOTTOM ROW L-R VINCE CARTER, RODRIGUE BEAUBOIS, DELONTE WEST, JASON KIDD, JASON TERRY, DOMINIQUE JONES, KELENN AZUBUIKE

SEASON NOTEBOOK

Won 36, lost 30 (third, Southwest)...Dallas made its 12th consecutive playoff appearance but lost to the eventual Western Conference Champions Thunder 4-0 in the first-round...Dirk Nowitzki made his 11th straight All-Star appearance and was named All-NBA Third Team after leading Dallas in scoring with 21.6 points per game...Nowitzki topped 1,000 points for the 13th consecutive year and led his team in scoring a league-high 45 times in 2011-12... on 2/20 vs. Boston, Nowitzki recorded his 1,000th career block, becoming just the third player in NBA history with at least 1,000 blocks and 1,000 3-pointers (Clifford Robinson, Rasheed Wallace)...Jason Kidd also reached a milestone on 2/20, passing Michael Jordan (2,514) for second place on the NBA's all-time steals list with his 2,515 career theft... on 4/15 at the L.A. Lakers, Nowitzki became the 19th player in NBA history to reach the 24,000-point plateau...Jason Terry advanced from eighth to fourth place on the NBA's all-time 3-point field goals made list in 2011-12 and finished the season with 1,788 career triples...Terry and Nowitzki both appeared in their 1,000th career game in 2011-12... the Mavericks held their opponents to under 100 points for 15 straight games from 12/30/11-1/23/12, which set a franchise record for consecutive games holding teams under the century mark.

	G	GS	MIN	FG	FGA	PCT	3FG	3FGA	PCT	FT	FTA	PCT	OFF	DEF	TOT	AST	PF	DQ	STL	TO	BLK	PTS	AVG
Nowitzki	62	62	2079	473	1034	.457	78	212	.368	318	355	.896	46	372	418	136	129	0	42	117	30	1342	21.6
Terry	63	1	2000	357	830	.430	138	365	.378	98	111	.883	16	133	149	226	69	0	73	127	11	950	15.1
Marion	63	63	1919	288	646	.446	20	68	.294	74	93	.796	145	320	465	132	87	0	67	98	36	670	10.6
Carter	61	40	1542	223	542	.411	74	205	.361	95	115	.826	32	173	205	139	134	0	56	84	25	615	10.1
West	44	33	1060	166	360	.461	27	76	.355	62	70	.886	13	88	101	139	67	0	58	76	11	421	9.6
Beaubois	53	12	1151	188	445	.422	38	132	.288	58	69	.841	19	132	151	152	98	0	56	70	28	472	8.9
Wright	49	0	791	144	233	.618	0	1	.000	52	82	.634	62	112	174	13	61	0	22	21	63	340	6.9
Odom	50	4	1027	123	349	.352	28	111	.252	58	98	.592	36	172	208	83	97	0	20	52	18	332	6.6
Kidd	48	48	1379	99	273	.363	79	223	.354	22	28	.786	15	183	198	264	83	0	82	91	10	299	6.2
Mahinmi	61	12	1139	130	238	.546	0	1	.000	94	147	.639	108	181	289	12	176	2	38	50	31	354	5.8
Haywood	54	54	1146	118	228	.518	0	0	---	45	96	.469	139	185	324	19	121	0	24	46	54	281	5.2
Williams	8	0	65	12	16	.750	0	0	---	5	6	.833	9	4	13	2	14	0	1	7	5	29	3.6
Jones	33	1	268	29	73	.397	1	8	.125	29	37	.784	9	35	44	42	28	0	10	28	5	88	2.7
Yi	30	0	203	31	82	.378	3	10	.300	14	21	.667	12	37	49	5	23	0	7	14	8	79	2.6
Azubuike	3	0	18	3	8	.375	1	3	.333	0	0	---	0	0	0	0	1	0	1	4	0	7	2.3
Cardinal	4	0	277	14	55	.255	10	49	.204	5	6	.833	4	30	34	16	38	0	8	8	2	43	1.0
Mavericks	66	-	16065	2398	5412	.443	497	1464	.339	1029	1334	.771	665	2157	2822	1380	1226	2	565	926	337	6322	95.8
Opponents	66	-	16065	2347	5390	.435	473	1368	.346	1092	1456	.750	725	2173	2898	1351	1213	3	561	971	265	6259	94.8

**CONTENT****THE ORGANIZATION****PLAYERS****THE NBA****HISTORY****RECORDS****PLAYOFFS****MEDIA****REVIEW**

No	Date	H-R	W-L	Opponent	Score	Home Record	Road Record	Total Record	Sk	Dallas Hi Scorer	Pt	Dallas Hi Rebr	Rb	Dallas Hi Assists	Ast	Opponent Hi Scorer	Pt	Attend
1	Dec 25	H	L	Miami	94-105	0-1	0-0	0-1	L1	Terry	23	Marion	6	Five tied with	3	James	37	20,421
2	Dec 26	H	L	Denver	93-115	0-2	0-0	0-2	L2	Nowitzki	20	Odum	7	Kidd/Terry/West	4	Lawson	27	20,408
3	Dec 29	R	L	Oklahoma City	102-104	0-2	0-1	0-3	L3	Nowitzki	29	Nowitzki	10	Terry	9	Durant	30	18,203
4	Dec 30	H	W	Toronto	99-86	1-2	0-1	1-3	W1	Mahinmi	19	Haywood	9	Kidd	6	Bargnani	30	20,307
5	Jan 1	R	L	Minnesota	82-99	1-2	0-2	1-4	L1	Nowitzki	21	Marion	6	Kidd	5	Love	25	15,115
6	Jan 2	H	W	Oklahoma City	100-87	2-2	0-2	2-4	W1	Nowitzki	26	Mahinmi	9	Kidd	9	Durant	27	20,108
7	Jan 4	H	W	Phoenix	98-89	3-2	0-2	3-4	W2	Nowitzki	20	Haywood	12	Nowitzki	7	Gortat	22	19,885
8	Jan 5	R	L	San Antonio	71-93	3-2	0-3	3-5	L1	Terry	12	Mahinmi	9	Kidd/West	3	Bonner	17	18,581
9	Jan 7	H	W	New Orleans	96-81	4-2	0-3	4-5	W1	Carter/Mahinmi	13	Mahinmi	7	Nowitzki/Terry/West	4	Aminu	15	20,409
10	Jan 10	R	W	Detroit	100-86	4-2	1-3	5-5	W2	Nowitzki	18	Nowitzki/Odom	7	West	10	Bynum	20	10,073
11	Jan 11	R	W	Boston	90-85	4-2	2-3	6-5	W3	Terry	18	Haywood	11	Nowitzki	4	Rondo	24	18,624
12	Jan 13	H	W	Milwaukee	102-76	5-2	2-3	7-5	W4	Terry	17	B'hois/Odom/Wright	6	West	4	Jennings	19	20,112
13	Jan 14	H	W	Sacramento	99-60	6-2	2-3	8-5	W5	Terry	21	Marion	8	Kidd	6	Thornton	14	20,313
14	Jan 16	R	L	L.A. Lakers	70-73	6-2	2-4	8-6	L1	Nowitzki	21	Mahinmi	10	Terry	7	Bynum	17	18,997
15	Jan 18	R	L	L.A. Clippers	89-91	6-2	2-5	8-7	L2	Nowitzki/West	17	Marion	10	Kidd	10	Williams	26	19,252
16	Jan 19	R	W	Utah	94-91	6-2	3-5	9-7	W1	Marion	22	Marion	7	Kidd	11	Jefferson	22	19,911
17	Jan 21	R	W	New Orleans	83-81	6-2	4-5	10-7	W2	Odom/West	16	Marion	12	West	6	Landry	19	15,471
18	Jan 23	H	W	Phoenix	93-87	7-2	4-5	11-7	W3	Marion	29	Mahinmi	9	Kidd/Odom	5	Gortat/Hill	19	19,944
19	Jan 25	H	W	Minnesota	90-105	7-3	4-5	11-8	W4	Terry	17	Haywood	10	Kidd	7	Love	31	20,150
20	Jan 27	H	W	Utah	116-101	8-3	4-5	12-8	W5	Beaubois	22	Haywood	12	Beaubois	7	Millsap	20	20,096
21	Jan 29	H	W	San Antonio	101-100(ot)	9-3	4-5	13-8	W6	Terry	34	Nowitzki	13	Beaubois	7	Neal	19	20,262
22	Jan 30	R	W	Phoenix	122-99	9-3	5-5	14-8	W7	West	25	Haywood	8	Beaubois	7	Gortat	17	13,132
23	Feb 1	H	L	Oklahoma City	86-95	9-4	5-5	14-9	L1	Terry	25	Marion	10	Beaubois	4	Westbrook	33	20,316
24	Feb 3	H	L	Indiana	87-98	9-5	5-5	14-10	L2	Nowitzki	30	Marion/Nowitzki	7	Carter	5	George	30	20,146
25	Feb 4	R	L	Cleveland	88-91	9-5	5-6	14-11	L3	Nowitzki	24	Nowitzki/Wright	8	West	7	Irving	20	17,443
26	Feb 8	R	W	Denver	105-95	9-5	6-6	15-11	W1	Nowitzki	25	Nowitzki	9	Carter	8	Fernandez/Harrington	17	15,970
27	Feb 10	R	W	Minnesota	104-97	9-5	7-6	16-11	W2	Nowitzki	33	Marion	8	Kidd	10	Love	32	17,119
28	Feb 11	H	W	Portland	97-94(Zot)	10-5	7-6	17-11	W3	Nowitzki	20	Marion	12	Kidd	8	Aldridge	33	20,457
29	Feb 13	H	W	L.A. Clippers	96-92	11-5	7-6	18-11	W4	Nowitzki	22	Haywood	9	Kidd	4	Butler	23	20,436
30	Feb 15	H	W	Denver	102-84	12-5	7-6	19-11	W5	Marion	16	Marion	10	Jones/Marion	6	Fernandez	14	20,075
31	Feb 17	R	W	Philadelphia	82-75	12-5	8-6	20-11	W6	Nowitzki	28	Nowitzki	12	Kidd	8	Vucevic	16	19,369
32	Feb 19	R	L	New York	97-104	12-5	8-7	20-12	L1	Nowitzki	34	Marion/Terry	7	Terry	6	Lin	28	19,763
33	Feb 20	H	W	Boston	89-73	13-5	8-7	21-12	W1	Nowitzki	26	Nowitzki	16	Kidd	8	Pierce	20	20,364
34	Feb 22	H	L	L.A. Lakers	91-96	13-6	8-7	21-13	L1	Nowitzki	25	Nowitzki	12	Marion/Terry	5	Gasol	24	20,577
35	Feb 28	H	L	New Jersey	92-93	13-7	8-7	21-14	L2	Nowitzki	24	Haywood/Nowitzki	10	Kidd	8	Lopez	38	20,170
36	Feb 29	R	L	Memphis	85-96	13-7	8-8	21-15	L3	Terry	18	Marion	8	Terry	5	Gasol	22	17,023
37	Mar 2	R	L	New Orleans	92-97	13-7	8-9	21-16	L4	Beaubois	25	Nowitzki	9	Kidd	6	Kaman	20	15,568
38	Mar 3	H	W	Utah	102-96	14-7	8-9	22-16	W1	Nowitzki	40	Mahinmi	8	Kidd	8	Millsap	24	20,560
39	Mar 5	R	L	Oklahoma City	91-95	14-7	8-10	22-17	L1	Nowitzki	27	Marion	10	Terry	7	Westbrook	24	18,203
40	Mar 6	H	W	New York	95-85	15-7	8-10	23-17	W1	Nowitzki	28	Marion	9	Kidd	6	Stoudemire	26	20,605
41	Mar 8	R	L	Phoenix	94-96	15-7	8-11	23-18	L1	Carter/Nowitzki	18	Marion	8	Carter	4	Dudley	18	15,498
42	Mar 9	R	L	Sacramento	97-110	15-7	8-12	23-19	L2	Terry	23	Nowitzki	9	Beaubois/Kidd	4	Evans/Thornton	17	16,857
43	Mar 10	R	L	Golden State	87-111	15-7	8-13	23-20	L3	Nowitzki	22	Mahinmi	9	Jones/Terry	5	Lee	25	19,596
44	Mar 13	H	W	Washington	107-98	16-7	8-13	24-20	W1	Nowitzki	27	Marion	13	Beaubois/Kidd/Marion	4	Booker	20	20,319
45	Mar 15	H	W	Charlotte	101-96	17-7	8-13	25-20	W2	Nowitzki	27	Haywood	8	Nowitzki	5	Maggette	21	20,507
46	Mar 17	H	W	San Antonio	106-99	18-7	8-13	26-20	W3	Nowitzki	27	Wright	9	Kidd	10	Duncan/Green	17	20,528
47	Mar 19	R	W	Denver	112-95	18-7	9-13	27-20	W4	Nowitzki	33	Nowitzki	11	Kidd	10	Afflalo	24	16,683
48	Mar 21	H	L	L.A. Lakers	93-109	18-8	9-13	27-21	L1	Nowitzki	26	Nowitzki	10	Beaubois	5	Bryant	30	20,664
49	Mar 23	R	L	San Antonio	87-104	18-8	9-14	27-22	L2	Terry	18	Mahinmi	9	Beaubois	5	Green	18	18,581
50	Mar 24	R	W	Houston	101-99(ot)	18-8	10-14	28-22	W1	Nowitzki	31	Marion	15	Kidd	4	Dragic	24	18,193
51	Mar 27	H	W	Houston	90-81	19-8	10-14	29-22	W2	Nowitzki	21	Marion	11	Beaubois	5	Scola	22	20,359
52	Mar 29	R	L	Miami	85-106	19-8	10-15	29-23	L1	Nowitzki	25	Kidd/Nowitzki	6	Kidd/Terry	4	Bosh/James	19	20,096
53	Mar 30	R	W	Orlando	100-98	19-8	11-15	30-23	W1	Nowitzki	28	Marion	9	Kidd	6	Nelson	24	18,951
54	Apr 2	H	L	L.A. Clippers	75-94	19-9	11-15	30-24	L1	Nowitzki	19	Marion	9	Terry/West	4	Foye	28	20,479
55	Apr 4	H	W	Memphis	95-85	20-9	11-15	31-24	W1	Nowitzki	23	Mahinmi/Nowitzki	10	Beaubois	5	Mayo	17	20,233
56	Apr 6	H	L	Portland	97-99(ot)	20-10	11-15	31-25	L1	Nowitzki	23	Nowitzki	14	Beaubois/Terry/West	5	Felton	30	20,544
57	Apr 7	R	L	Memphis	89-94	20-10	11-16	31-26	L2	Nowitzki	17	Marion	11	Terry	8	Gay	25	18,119
58	Apr 10	H	W	Sacramento	110-100	21-10	11-16	32-26	W1	Beaubois/Nowitzki	15	Marion	14	Kidd	7	Cousins	25	20,241
59	Apr 12	R	W	Golden State	112-103	21-10	12-16	33-26	W2	Nowitzki	27	Marion	12	Kidd	12	Lee	30	17,929
60	Apr 13	R	W	Portland	97-94	21-10	13-16	34-26	W3	Nowitzki	24	Marion	14	West	7	Batum	20	20,304
61	Apr 15	R	L	L.A. Lakers	108-112(ot)	21-10	13-17	34-27	L1	Nowitzki	24	Nowitzki	14	Kidd	7	Bynum	23	18,997
62	Apr 16	R	L	Utah	121-123(3ot)	21-10	13-18	34-28	L2	Nowitzki	40	Carter	12	Kidd/Nowitzki	6	Jefferson	28	19,363
63	Apr 18	H	W	Houston	117-110	22-10	13-18	35-28	W1	Nowitzki	35	Marion	6	Kidd	8	Dragic	20	20,508
64	Apr 20	H	W	Golden State	104-94	23-10	13-18	36-28	W2	Carter	19	Carter/Mahinmi	9	Kidd/Terry/West	4	Thompson	26	20,547
65	Apr 21	R	L	Chicago	83-93	23-10	13-19	36-29	L1	Nowitzki	17	Nowitzki/Wright	7	Beaubois	5	Deng	22	22,945
66	Apr 26	R	L	Atlanta	89-106	23-10	13-20	36-30	L2	Nowitzki	22	Marion	8	Beaubois	6	Smith	23	14,595



2010-2011

TOP ROW L-R DIONNE CALHOUN, MIKE WEINAR, MIKE SHEDD, MONDRICK JONES, CASEY SMITH, MONTE MATHIS, DWANE CASEY, TERRY STOTTS, RICK CARLISLE, DONNIE NELSON, DARRELL ARMSTRONG, KEITH GRANT, BRAD DAVIS, AL WHITLEY, ROLAND BEECH

MIDDLE ROW L-R NEIL HERSKOWITZ, TERRY SULLIVAN, IAN MAHINMI, CARON BUTLER, BRENDAN HAYWOOD, DIRK NOWITZKI, TYSON CHANDLER, SHAWN MARION, BRIAN CARDINAL, DON KALKSTEIN, GARY BOREN, ROBERT HACKETT

BOTTOM ROW L-R DESHAWN STEVENSON, COREY BREWER, JOSE BAREA, JASON TERRY, JASON KIDD, RODRIGUE BEAUBOIS, DOMINIQUE JONES [NOT PICTURED: PEJA STOJAKOVIC]

SEASON NOTEBOOK

Won 57, lost 25 (second, Southwest)...the 2010-11 Dallas Mavericks captured their first world championship in franchise history...the Mavericks avenged the loss to the Heat in the 2006 NBA Finals by defeating Miami in the 2011 Finals...Dirk Nowitzki led the Mavericks on their impressive postseason run, averaging a team-high 27.7 points and 8.1 rebounds... Dallas eliminated Portland, the L.A. Lakers and Oklahoma City before taking down Miami in the championship series... in the regular season, the Mavericks went 57-25 (.695) and became just the third team in NBA history to record 11 straight 50-win seasons...Dallas posted a road mark of 28-13 (.683), which was tied with Miami for the best road record in the NBA...Nowitzki eclipsed 1,500 points for the 11th consecutive year and made his 10th straight All-Star appearance...he averaged a team-high 23.0 points and shot a career-high 51.7 percent from the field en route to earning All-NBA Second Team honors...among the long list of milestones achieved in 2010-11, Jason Terry and Shawn Marion both reached the 15,000-point plateau, Jason Kidd tallied his 11,000th career assist and head coach Rick Carlisle recorded his 400th career win...Tyson Chandler, who was acquired via trade during the offseason, was named All-Defensive Second Team and proved to be the stabilizing force Dallas needed in the middle.

	G	GS	MIN	FG	FGA	PCT	3FG	3FGA	PCT	FT	FTA	PCT	OFF	DEF	TOT	AST	PF	DQ	STL	TO	BLK	PTS	AVG
Nowitzki	73	73	2504	610	1179	.517	66	168	.393	395	443	.892	50	463	513	190	172	0	38	137	47	1681	23.0
Terry	82	10	2564	492	1091	.451	127	351	.362	182	214	.850	24	129	153	334	140	0	93	167	13	1293	15.8
Butler	29	29	867	170	378	.450	28	65	.431	68	88	.773	22	96	118	46	59	0	28	49	8	436	15.0
Marion	80	27	2253	434	834	.520	5	33	.152	126	164	.768	168	383	551	110	144	0	68	130	50	999	12.5
Chandler	74	74	2059	266	407	.654	0	0	---	216	295	.732	206	486	692	32	240	4	36	88	80	748	10.1
Barea	81	2	1669	285	649	.439	66	189	.349	133	157	.847	29	130	159	317	136	1	30	136	1	769	9.5
Stojakovic (TOT)	33	13	617	100	227	.441	57	136	.419	23	25	.920	14	61	75	29	24	0	13	17	2	280	8.5
Stojakovic (DAL)	25	13	506	79	184	.429	42	105	.400	15	16	.938	14	52	66	22	22	0	11	11	2	215	8.6
Beaubois	28	26	496	94	223	.422	25	83	.301	23	30	.767	7	45	52	64	76	0	20	47	8	236	8.4
Brewer (TOT)	69	24	1510	193	488	.395	30	112	.268	136	192	.708	57	118	175	89	159	1	100	87	16	552	8.0
Brewer (DAL)	13	2	148	25	51	.490	4	13	.308	15	21	.714	12	11	23	12	25	0	11	10	2	69	5.3
Kidd	80	80	2653	215	596	.361	133	391	.340	67	77	.870	35	316	351	655	119	0	134	179	29	630	7.9
Stevenson	72	54	1158	128	330	.388	94	249	.378	33	43	.767	20	86	106	77	71	0	21	44	5	383	5.3
Haywood	72	8	1331	128	223	.574	0	1	.000	64	177	.362	129	247	376	19	146	0	16	51	74	320	4.4
Pavlovic	10	6	163	15	35	.429	7	16	.438	4	5	.800	0	12	12	7	15	0	5	5	3	41	4.1
Mahinmi	56	0	488	55	98	.561	0	2	.000	63	82	.768	43	77	120	8	105	2	14	25	15	173	3.1
Ajinca	10	2	75	12	32	.375	3	7	.429	2	3	.667	5	12	17	2	13	0	3	1	5	29	2.9
Cardinal	56	4	618	43	100	.430	42	87	.483	17	18	.944	10	49	59	40	82	0	24	17	7	145	2.6
Jones	18	0	135	14	45	.311	0	4	.000	14	17	.824	6	19	25	19	7	0	5	10	3	42	2.3
Novak	7	0	18	4	8	.500	3	4	.750	0	0	---	0	5	5	0	3	0	0	0	0	11	1.6
Mavericks	82	-	19705	3069	6463	.475	645	1768	.365	1437	1850	.777	780	2618	3398	1954	1575	7	557	1145	352	8220	100.2
Opponents	82	-	19705	2996	6656	.450	508	1480	.343	1373	1830	.750	880	2459	3339	1689	1650	16	623	1114	303	7873	96.0

**CONTENT****THE ORGANIZATION****PLAYERS****THE NBA****HISTORY****RECORDS****PLAYOFFS****MEDIA****REVIEW**

No	Date	H-R	W-L	Opponent	Score	Home Record	Road Record	Total Record	Sk	Dallas Hi Scorer	Pt	Dallas Hi Rebr	Rb	Dallas Hi Assists	Ast	Opponent Hi Scorer	Pt	Attend
1	Oct 27	H	W	Charlotte	101-86	1-0	0-0	1-0	W1	Nowitzki	28	Nowitzki	13	Kidd	18	Thomas	22	19,440
2	Oct 29	H	L	Memphis	90-91	1-1	0-0	1-1	L1	Nowitzki	27	Chandler	9	Kidd	10	Gay	21	20,060
3	Oct 31	A	W	L.A. Clippers	99-83	1-1	1-0	2-1	W1	Butler	17	Kidd	9	Kidd	7	Griffin	16	13,718
4	Nov 3	A	W	Denver	102-101	1-1	2-0	3-1	W2	Nowitzki	35	Nowitzki	12	Kidd	12	Anthony	20	14,159
5	Nov 6	H	L	Denver	92-103	1-2	2-0	3-2	L1	Terry	26	Butler	10	Kidd	7	Anthony	27	19,948
6	Nov 8	H	W	Boston	89-87	2-2	2-0	4-2	W1	Nowitzki	25	Chandler	13	Kidd	10	Pierce	24	20,194
7	Nov 10	A	W	Memphis	106-91	2-2	3-0	5-2	W2	Terry	25	Nowitzki	10	Kidd	12	Randolph	23	10,767
8	Nov 12	H	W	Philadelphia	99-90	3-2	3-0	6-2	W3	Barea	19	Haywood	17	Kidd	8	Young	17	19,989
9	Nov 15	H	W	New Orleans	98-95	4-2	3-0	7-2	W4	Terry	26	Nowitzki	10	Kidd	6	Paul	22	19,712
10	Nov 17	A	L	New Orleans	97-99	4-2	3-1	7-3	L1	Nowitzki	29	Nowitzki	9	Kidd	8	Paul	20	13,828
11	Nov 19	H	L	Chicago	83-88	4-3	3-1	7-4	L2	Nowitzki	36	Chandler	10	Terry	8	Rose	22	20,133
12	Nov 20	A	W	Atlanta	98-93	4-3	4-1	8-4	W1	Nowitzki	21	Marion	10	Kidd	9	Smith	21	14,143
13	Nov 23	H	W	Detroit	88-84	5-3	4-1	9-4	W2	Nowitzki	42	Nowitzki	12	Kidd	10	Prince/Stuckey	19	19,734
14	Nov 24	A	W	Oklahoma City	111-103	5-3	5-1	10-4	W3	Nowitzki	34	Chandler	18	Kidd	12	Durant	32	18,203
15	Nov 26	A	W	San Antonio	103-94	5-3	6-1	11-4	W4	Nowitzki	26	Chandler,Nowitzki	8	Barea	7	Ginobili	31	18,581
16	Nov 27	H	W	Miami	106-95	6-3	6-1	12-4	W5	Butler	23	Chandler	17	Kidd	13	James	23	20,536
17	Nov 29	H	W	Houston	101-91	7-3	6-1	13-4	W6	Nowitzki	20	Marion/Nowitzki	10	Kidd	11	Martin	17	19,435
18	Dec 1	H	W	Minnesota	100-86	8-3	6-1	14-4	W7	Marion	16	Chandler	18	Terry	7	Beasley	16	19,567
19	Dec 3	A	W	Utah	93-81	8-3	7-1	15-4	W8	Nowitzki	26	Chandler	8	Kidd	7	Millsp	21	19,623
20	Dec 4	A	W	Sacramento	105-103	8-3	8-1	16-4	W9	Nowitzki	25	Marion	8	Barea	6	Evans	25	12,900
21	Dec 7	H	W	Golden State	105-100	9-3	8-1	17-4	W10	Nowitzki	25	Mahinmi	10	Kidd	7	Curry	21	19,593
22	Dec 9	H	W	New Jersey	102-89	10-3	8-1	18-4	W11	Nowitzki	21	Nowitzki	10	Barea	13	Lopez	24	19,666
23	Dec 11	H	W	Utah	103-97	11-3	8-1	19-4	W12	Nowitzki	31	Nowitzki	15	Kidd	9	Williams	34	20,074
24	Dec 13	H	L	Milwaukee	99-103	11-4	8-1	19-5	L1	Nowitzki	30	Chandler	9	Kidd	10	Jennings	23	19,720
25	Dec 15	H	W	Portland	103-98	12-4	8-1	20-5	W1	Butler	23	Chandler	8	Kidd	6	Aldridge	35	19,531
26	Dec 17	H	W	Phoenix	106-91	13-4	8-1	21-5	W2	Terry/Nowitzki	18	Chandler	12	Kidd	8	Warrick	15	20,406
27	Dec 20	A	W	Miami	98-96	13-4	9-1	22-5	W3	Nowitzki	26	Marion	13	Kidd	7	Wade	22	20,178
28	Dec 21	A	W	Orlando	105-99	13-4	10-1	23-5	W4	Butler	20	Nowitzki	8	Kidd	12	Howard	26	19,075
29	Dec 27	A	W	Oklahoma City	103-93	13-4	11-1	24-5	W5	Butler	21	Chandler	10	Kidd	10	Durant	28	18,203
30	Dec 28	H	L	Toronto	76-84	13-5	11-1	24-6	L1	Terry	18	Cardinal	7	Terry	6	Davis	17	20,027
31	Dec 30	H	L	San Antonio	93-99	13-6	11-1	24-7	L2	Butler	30	Chandler	11	Kidd	13	Neal	21	20,604
32	Jan 1	H	L	Milwaukee	87-99	13-6	11-2	24-8	L3	Barea	29	Kidd	7	Kidd	9	Boykins	35	13,194
33	Jan 2	H	W	Cleveland	104-95	13-6	12-2	25-8	W1	Marion	22	Chandler	14	Kidd	8	Jamison	26	20,562
34	Jan 4	H	W	Portland	84-81	14-6	12-2	26-8	W2	Terry/Stevenson	18	Chandler	13	Kidd	8	Aldridge	28	19,514
35	Jan 6	H	L	Oklahoma City	95-99	14-7	12-2	26-9	L1	Marion	25	Chandler	18	Kidd	7	Durant	28	20,282
36	Jan 8	H	L	Orlando	107-117	14-8	12-2	26-10	L2	Stevenson	24	Marion	8	Terry	9	Howard	23	20,178
37	Jan 12	A	L	Indiana	89-102	14-8	12-3	26-11	L3	Terry	18	Chandler	9	Kidd	7	Rush	20	11,204
38	Jan 14	A	L	San Antonio	89-101	14-8	12-4	26-12	L4	Marion	14	Marion	10	Barea	5	Blair/Parker	18	18,581
39	Jan 15	A	L	Memphis	70-89	14-8	12-5	26-13	L5	Mahinmi	17	Chandler	6	Kidd	4	Randolph	23	15,812
40	Jan 17	A	L	Detroit	89-103	14-8	12-6	26-14	L6	Nowitzki	32	Haywood/Marion	7	Kidd	13	Stuckey	20	12,660
41	Jan 19	H	W	L.A. Lakers	109-100	15-8	12-6	27-14	W1	Marion/Terry	22	Chandler	10	Kidd	10	Gasol	23	20,365
42	Jan 20	A	L	Chicago	77-82	15-8	12-7	27-15	L1	Nowitzki	19	Chandler	12	Nowitzki/Terry	4	Rose	26	21,397
43	Jan 22	A	W	New Jersey	87-86	15-8	13-7	28-15	W1	Nowitzki	23	Marion	11	Kidd	8	Lopez	24	14,051
44	Jan 25	H	W	L.A. Clippers	112-105	16-8	13-7	29-15	W2	Terry	28	Marion	10	Kidd	7	Griffin	22	20,335
45	Jan 27	H	W	Houston	111-106	17-8	13-7	30-15	W3	Chandler	21	Chandler	15	Kidd	10	Scola	30	20,088
46	Jan 29	H	W	Atlanta	102-91	18-8	13-7	31-15	W4	Nowitzki	19	Kidd	8	Terry	11	Johnson	27	20,309
47	Jan 31	H	W	Washington	102-92	19-8	13-7	32-15	W5	Nowitzki	24	Chandler	18	Kidd	11	Lewis/Young	18	19,724
48	Feb 2	A	W	New York	113-97	19-8	14-7	33-15	W6	Nowitzki	29	Chandler/Nowitzki	11	Kidd	10	Gallinari	27	19,763
49	Feb 4	A	W	Boston	101-97	19-8	15-7	34-15	W7	Nowitzki	29	Chandler	15	Kidd	9	Allen	24	18,624
50	Feb 5	A	W	Charlotte	101-92	19-8	16-7	35-15	W8	Nowitzki	25	Chandler	15	Kidd	6	Augustin	21	17,743
51	Feb 7	H	W	Cleveland	99-96	20-8	16-7	36-15	W9	Terry	23	Chandler	11	Kidd	8	Hickson	26	18,875
52	Feb 9	A	W	Sacramento	102-100	20-8	17-7	37-15	W10	Terry	22	Kidd	8	Kidd/Stojakovic	5	Dalembert	20	12,310
53	Feb 10	A	L	Denver	120-121	20-8	17-8	37-16	L1	Terry	25	Chandler	11	Kidd/Nowitzki	6	Anthony	42	12,673
54	Feb 12	A	W	Houston	106-102	20-8	18-8	38-16	W1	Nowitzki/Stojakovic	22	Marion	9	Terry	7	Lowry	26	17,009
55	Feb 16	H	W	Sacramento	116-100	21-8	18-8	39-16	W2	Kidd	20	Haywood	10	Barea	10	Taylor	17	20,420
56	Feb 17	A	W	Phoenix	112-106	21-8	19-8	40-16	W3	Nowitzki	35	Chandler	12	Kidd	12	Frye	24	17,903
57	Feb 23	H	W	Utah	118-99	22-8	19-8	41-16	W4	Nowitzki	23	Chandler	10	Kidd	12	Jefferson	30	20,379
58	Feb 26	A	W	Washington	105-99	22-8	20-8	42-16	W5	Terry	25	Chandler	13	Kidd	14	Wall	24	19,203
59	Feb 27	A	W	Toronto	114-96	22-8	21-8	43-16	W6	Nowitzki	31	Nowitzki	13	Barea	9	A. Johnson	21	16,827
60	Mar 1	A	W	Philadelphia	101-93	22-8	22-8	44-16	W7	Terry	30	Kidd/Marion	10	Kidd	13	Meeks	16	13,509
61	Mar 4	H	W	Indiana	116-108	23-8	22-8	45-16	W8	Nowitzki	29	Marion	7	Barea	8	Granger	22	20,385
62	Mar 6	H	L	Memphis	103-104	23-9	22-8	45-17	L1	Terry	26	Marion	12	Kidd	6	Randolph	27	20,102
63	Mar 7	A	W	Minnesota	108-105	23-9	23-8	46-17	W1	Nowitzki	25	Haywood/Marion	10	Kidd	9	Love	23	13,288
64	Mar 9	A	L	New Orleans	92-93	23-9	23-9	46-18	L1	Nowitzki	26	Chandler	13	Kidd	7	Belinelli/Jack	21	14,472
65	Mar 10	H	W	New York	127-109	24-9	23-9	47-18	W1	Nowitzki	23	Nowitzki	9	Kidd	8	Stoudemire	36	20,517
66	Mar 12	H	L	L.A. Lakers	91-96	24-10	23-9	47-19	L1	Marion/Nowitzki	25	Marion	12	Kidd	9	Bynum	22	20,619
67	Mar 15	A	L	Portland	101-104	24-10	23-10	47-20	L2	Nowitzki	28	Nowitzki	11	Kidd	14	Aldridge	30	20,631
68	Mar 16	A	W	Golden State	112-106	24-10	24-10	48-20	W1	Nowitzki	34	Nowitzki	13	Kidd	11	Ellis	26	19,596
69	Mar 18	H	L	San Antonio	91-97	24-11	24-10	48-21	L1	Nowitzki	20	Nowitzki	9	Kidd	9	Parker	33	20,614
70	Mar 20	H	W	Golden State	101-73	25-11	24-10	49-21	W1	Nowitzki	30	Chandler	17	Kidd/Barea	6	Ellis	18	20,324
71	Mar 24	H	W	Minnesota	104-96	26-11	24-10	50-21	W2	Nowitzki	20	Nowitzki	11	Kidd	13	Randolph	31	20,296
72	Mar 26	A	W	Utah	94-77	26-11	25-10	51-21	W3	Terry	22	Chandler/Marion	7	Kidd/Barea	6	Jefferson	21	19,649
73	Mar 27	A	W	Phoenix	91-83	26-11	26-10	52-21	W4	Chandler/Kidd/Terry	16	Chandler	18	Barea	5	Dudley/Gortat	20	17,314
74	Mar 30	A	W	L.A. Clippers	106-100	26-11	27-10	53-21	W5	Nowitzki	24	Marion	9	Kidd	10	Griffin	25	19,060
75	Mar 31	A	L	L.A. Lakers	82-110	26-11	27-11	53-22	L1	Nowitzki	27	Nowitzki	13	Kidd	6	Bryant	28	18,997
76	Apr 2	A	L	Golden State	92-99	26-11	27-12	53-23	L2	Marion	21	Marion	8	Barea	11	Ellis	32	18,128
77	Apr 3	A	L	Portland	96-104	26-11	27-13	53-24	L3	Marion	19	Haywood	11	Kidd/Beaubois	4	Wallace	19	20,534
78	Apr 6	H	L	Denver	96-104	26-12	27-13	53-25	L4	Marion	21	Haywood	19	Barea	10	Smith	23	20,364
79	Apr 8	H	W	L.A. Clippers	107-96	27-12	27-13	54-25	W1	Nowitzki/Brewer	20	Nowitzki	10	Nowitzki	7	Williams	29	20,382
80	Apr 10	H	W	Phoenix	115-90	28-12	27-13	55										



2009-2010

PLAYERS L-R JASON TERRY, ERICK DAMPIER, EDUARDO NAJERA, CARON BUTLER, SHAWN MARION, RODRIGUE BEAUBOIS, DIRK NOWITZKI, BRENDAN HAYWOOD, MATT CARROLL, J.J. BAREA, DESHAWN STEVENSON, TIM THOMAS, JASON KIDD

SEASON NOTEBOOK

Won 55, lost 27 (first, Southwest)...The Mavericks became just the fourth franchise in NBA history to amass 10 consecutive 50-plus win seasons and locked up the second overall seed for the Western Conference Playoffs...the team accomplished all of this despite a blockbuster, 7-player trade that took place over All-Star Weekend and brought Caron Butler, Brendan Haywood and DeShawn Stevenson to Dallas...the city also played host to the 59th NBA All-Star Game, which drew 108,713 fans to Cowboy Stadium in Arlington, the largest crowd to ever watch a basketball game...Dirk Nowitzki and Jason Kidd were both named All-Stars...on Jan. 13, against the Lakers, Nowitzki scored the 20,000th point of his career to become just the 34th player in history to hit that plateau...the Mavericks fell short against the Spurs in the opening round of the postseason, 4-2.

	G	GS	MIN	FG	FGA	PCT	3FG	3FGA	PCT	FT	FTA	PCT	OFF	DEF	TOT	AST	PF	DQ	STL	TO	BLK	PTS	AVG
Nowitzki	81	80	3039	720	1496	.481	51	121	.421	536	586	.915	80	540	620	218	208	1	70	149	79	2027	25.0
Terry	77	12	2540	456	1041	.438	136	373	.365	232	268	.866	19	121	140	292	142	0	94	109	17	1280	16.6
Butler (TOT)	74	74	2784	450	1051	.428	42	145	.290	264	315	.838	104	357	461	156	193	0	116	160	24	1206	16.3
Butler (DAL)	27	27	930	157	357	.440	17	50	.340	79	104	.760	36	109	145	49	67	0	48	47	9	410	15.2
Howard*	31	9	827	137	342	.401	20	75	.267	94	119	.790	26	86	112	44	78	0	23	43	9	388	12.5
Marion	75	75	2385	395	778	.508	3	19	.158	105	139	.755	158	319	477	107	141	1	69	99	61	898	12.0
Kidd	80	80	2881	284	671	.423	176	414	.425	80	99	.808	48	397	445	724	142	0	145	195	35	824	10.3
Haywood (TOT)	77	67	2355	276	491	.562	0	1	.000	152	245	.620	278	437	715	43	209	2	26	99	158	704	9.1
Haywood (DAL)	28	19	741	88	156	.564	0	1	.000	50	87	.575	78	130	208	25	64	1	8	32	57	226	8.1
Gooden*	46	11	1030	157	336	.467	1	6	.167	93	115	.809	123	193	316	26	129	3	26	56	50	408	8.9
Barea	78	18	1546	232	527	.440	56	157	.357	76	90	.844	17	129	146	258	119	1	35	102	6	596	7.6
Thomas*	18	1	285	49	106	.462	16	43	.372	21	24	.875	13	28	41	14	31	1	10	14	2	135	7.5
Beaubois	56	16	700	155	299	.518	45	110	.409	42	52	.808	12	66	78	74	84	1	29	54	12	397	7.1
Dampier	55	47	1280	133	213	.624	1	3	.333	61	101	.604	128	272	400	31	153	0	15	61	77	328	6.0
Humphries*	25	0	315	53	115	.461	0	0	---	25	44	.568	38	57	95	7	43	0	7	13	11	131	5.2
Najera (TOT)	46	5	685	62	146	.425	19	64	.297	14	24	.583	34	81	115	29	94	0	26	25	14	157	3.4
Najera (DAL)	33	3	481	42	93	.452	16	47	.340	8	12	.667	22	55	77	14	61	0	17	13	12	108	3.3
Singleton*	25	0	211	24	64	.375	5	22	.227	6	6	1.000	17	38	55	9	31	0	11	12	7	59	2.4
Stevenson (TOT)	64	18	883	46	163	.282	19	87	.218	25	35	.714	11	80	91	56	74	0	16	30	6	136	2.1
Stevenson (DAL)	24	5	267	17	60	.283	8	25	.320	7	10	.700	4	22	26	12	23	0	5	6	1	49	2.0
Ross*	27	7	301	23	56	.411	3	13	.231	5	8	.625	11	16	27	7	34	0	7	3	4	54	2.0
Carroll	25	0	121	18	50	.360	4	19	.211	6	6	1.000	4	8	12	6	13	0	5	7	0	46	1.8
Mavericks	82	-	19880	3140	6760	.464	558	1498	.372	1526	1870	.816	834	2586	3420	1917	15639	624	1059	449	8364	102.0	
Opponents	82	-	19880	3107	6805	.457	525	1515	.347	1402	1849	.758	922	2592	3514	1659	16527	563	1195	337	8141	99.3	

**CONTENT****THE ORGANIZATION****PLAYERS****THE NBA****HISTORY****RECORDS****PLAYOFFS****MEDIA****REVIEW**

No	Date	H-R	W-L	Opponent	Score	Home Record	Road Record	Total Record	Sk	Dallas Hi Scorer	Pt	Dallas Hi Rebr	Rb	Dallas Hi Assists	Ast	Opponent Hi Scorer	Pt	Attend
1	Oct 27	H	L	Washington	91-102	0-1	0-0	0-1	L1	Nowitzki	34	Nowitzki	9	Kidd	6	Arenas	29	19,871
2	Oct 30	A	W	L.A. Lakers	94-80	0-1	1-0	1-1	W1	Nowitzki	21	Dampier/Nowitzki	10	Kidd	11	Bryant	20	18,997
3	Oct 31	A	W	L.A. Clippers	93-84	0-1	2-0	2-1	W2	Nowitzki	24	Marion	11	Kidd	10	Kaman	27	13,626
4	Nov 3	H	W	Utah	96-85	1-1	2-0	3-1	W3	Nowitzki	40	Dampier	12	Kidd	6	Williams	22	19,725
5	Nov 4	A	L	New Orleans	107-114(ot)	1-1	2-1	3-2	L1	Terry	35	Dampier	14	Kidd	10	Paul	39	13,566
6	Nov 7	H	W	Toronto	129-101	2-1	2-1	4-2	W1	Nowitzki	29	Nowitzki	9	Barea	12	Bosh	26	19,977
7	Nov 10	H	W	Houston	121-103	3-1	2-1	5-2	W2	Terry	24	Dampier	20	Kidd	11	Brooks	22	19,720
8	Nov 11	A	L	San Antonio	83-92	3-1	2-2	5-3	L1	Nowitzki	29	Nowitzki	12	Kidd	9	Jefferson	29	18,581
9	Nov 13	A	W	Minnesota	89-77	3-1	3-2	6-3	W1	Nowitzki/Terry	20	Nowitzki	11	Kidd	6	Flynn	11	12,372
10	Nov 15	A	W	Detroit	95-90	3-1	4-2	7-3	W2	Nowitzki	25	Gooden	11	Kidd	7	Stuckey	28	18,215
11	Nov 16	A	W	Milwaukee	115-113(ot)	3-1	5-2	8-3	W3	Nowitzki	32	Gooden	14	Kidd	17	Jennings	25	13,683
12	Nov 18	H	W	San Antonio	99-94(ot)	4-1	5-2	9-3	W4	Nowitzki	41	Nowitzki	12	Kidd	8	Duncan	22	20,110
13	Nov 2	H	W	Sacramento	104-102	5-1	5-2	10-3	W5	Nowitzki	20	Gooden	16	Kidd	11	Evans	29	19,871
14	Nov 24	H	L	Golden State	103-111	5-2	5-2	10-4	L1	Nowitzki	28	Gooden	12	Kidd	13	Ellis	37	20,008
15	Nov 25	A	W	Houston	130-99	5-2	6-2	11-4	W1	Terry	27	Nowitzki	8	Terry	10	Landry	24	18,157
16	Nov 27	A	W	Indiana	113-92	5-2	7-2	12-4	W2	Nowitzki	31	Humphries	11	Kidd/Barea	4	Granger	20	16,613
17	Nov 28	A	L	Cleveland	95-111	5-2	7-3	12-5	L1	Nowitzki	27	Nowitzki	9	Kidd	9	James/Williams	25	20,562
18	Nov 30	H	W	Philadelphia	104-102	6-2	7-3	13-5	W1	Nowitzki	28	Gooden	10	Kidd	11	Green	23	19,783
19	Dec 2	A	W	New Jersey	117-101	6-2	8-3	14-5	W2	Nowitzki	24	Dampier	11	Kidd	10	Douglas/Roberts	24	11,689
20	Dec 4	A	L	Memphis	82-98	6-2	8-4	14-6	L1	Terry	18	Marion	11	Kidd	7	Mayo	25	13,020
21	Dec 5	H	L	Atlanta	75-80	6-3	8-4	14-7	L2	Nowitzki	32	Dampier	12	Kidd	6	Johnson	31	19,550
22	Dec 8	H	W	Phoenix	102-101	7-3	8-4	15-7	W1	Nowitzki	33	Nowitzki	8	Kidd	11	Nash	27	19,857
23	Dec 11	A	W	Miami	106-93	7-3	9-4	16-7	W2	Nowitzki	25	Dampier	17	Kidd	11	Wade	28	18,703
24	Dec 12	H	W	Charlotte	98-97(ot)	8-3	9-4	17-7	W3	Nowitzki	36	Dampier	18	Kidd	9	Jackson	28	20,151
25	Dec 14	H	W	New Orleans	94-90	9-3	9-4	18-7	W4	Barea	23	Howard/Dampier	8	Kidd	13	Paul	20	19,737
26	Dec 16	A	W	Oklahoma City	100-86	9-3	10-4	19-7	W5	Nowitzki	35	Nowitzki	11	Kidd	9	Westbrook	16	18,203
27	Dec 18	H	L	Houston	108-116(ot)	9-4	10-4	19-8	L1	Barea	23	Dampier	14	Kidd	10	Lowry	26	19,890
28	Dec 20	H	W	Cleveland	102-95	10-4	10-4	20-8	W1	Thomas	22	Dampier	10	Kidd	11	James	25	20,346
29	Dec 22	H	L	Portland	81-85	10-5	10-4	20-9	L1	Nowitzki	27	Dampier	15	Kidd	6	Roy	23	19,863
30	Dec 26	H	W	Memphis	106-101	11-5	10-4	21-9	W1	Terry	23	Dampier	10	Kidd	10	Randolph	27	20,195
31	Dec 27	A	W	Denver	104-96	11-5	11-4	22-9	W2	Gooden	19	Nowitzki	11	Kidd	9	Martin	18	19,756
32	Dec 31	A	L	Houston	94-97	11-5	11-5	22-10	L1	Terry	20	Marion	9	Kidd	5	Brooks	30	18,306
33	Jan 2	A	W	Sacramento	99-91	11-5	12-5	23-10	W1	Nowitzki	25	Gooden	10	Kidd	7	Casspi	22	14,294
34	Jan 3	A	L	L.A. Lakers	96-131	11-5	12-6	23-11	L1	Nowitzki	22	Nowitzki	8	Kidd	5	Farmer	24	18,997
35	Jan 5	H	W	Detroit	98-93	12-5	12-6	24-11	W1	Terry	26	Gooden	18	Kidd	8	Hamilton	20	19,799
36	Jan 8	A	W	San Antonio	112-103	12-5	13-6	25-11	W2	Nowitzki	26	Gooden	8	Kidd/Terry	8	Duncan	31	18,581
37	Jan 9	H	L	Utah	93-111	12-6	13-6	25-12	L1	Nowitzki	29	Dampier	13	Kidd	8	Williams	20	19,922
38	Jan 13	H	L	L.A. Lakers	95-100	12-7	13-6	25-13	L2	Nowitzki	30	Nowitzki	16	Kidd	11	Bynum	22	20,491
39	Jan 15	H	W	Oklahoma City	99-98	13-7	13-6	26-13	W1	Nowitzki	32	Dampier	9	Kidd	11	Durant	30	20,064
40	Jan 17	A	L	Toronto	88-110	13-7	13-7	26-14	L1	Nowitzki	19	Gooden	10	Kidd	9	Bosh	23	19,004
41	Jan 18	A	W	Boston	99-90	13-7	14-7	27-14	W1	Nowitzki	37	Marion	8	Kidd	17	Pierce	24	18,624
42	Jan 20	A	W	Washington	94-93	13-7	15-7	28-14	W2	Nowitzki	28	Marion	12	Kidd	15	Foye	26	13,974
43	Jan 22	A	L	Philadelphia	81-92	13-7	15-8	28-15	L1	Nowitzki	15	Kidd	9	Kidd	7	Young	22	17,647
44	Jan 24	A	W	New York	128-78	13-7	16-8	29-15	W1	Nowitzki	20	Gooden	18	Beaubois	5	Jeffries	14	19,418
45	Jan 26	H	W	Milwaukee	108-107	14-7	16-8	30-15	W2	Nowitzki	28	Dampier	11	Kidd	12	Bogut	32	19,799
46	Jan 28	A	L	Phoenix	106-112	14-7	16-9	30-16	L1	Terry	21	Marion	8	Kidd	6	Stoudemire	22	17,855
47	Jan 30	H	L	Portland	106-114(ot)	14-8	16-9	30-17	L2	Nowitzki	28	Nowitzki	9	Kidd	10	Miller	52	20,078
48	Feb 1	A	L	Utah	92-104	14-8	16-10	30-18	L3	Nowitzki	28	Nowitzki	8	Kidd	9	Millsap	25	19,911
49	Feb 3	H	W	Golden State	110-101	15-8	16-10	31-18	W1	Terry	21	Marion	9	Kidd	16	Ellis	46	19,679
50	Feb 5	H	L	Minnesota	108-117	15-9	16-10	31-19	L1	Nowitzki	21	Dampier	10	Kidd	7	Flynn	19	20,034
51	Feb 8	A	W	Golden State	127-117	15-9	17-10	32-19	W1	Terry	36	Gooden	10	Kidd	12	Morrow	33	17,015
52	Feb 9	A	L	Denver	91-127	15-9	17-11	32-20	L1	Nowitzki	17	Gooden	6	Kidd	5	Nene	21	17,485
53	Feb 16	A	L	Oklahoma City	86-99	15-9	17-12	32-21	L2	Nowitzki	24	Dampier	13	Nowitzki	6	Durant	25	18,203
54	Feb 17	H	W	Phoenix	107-97	16-9	17-12	33-21	W1	Nowitzki	28	Marion	10	Kidd	10	Stoudemire	30	19,974
55	Feb 19	A	W	Orlando	95-85	16-9	18-12	34-21	W2	Nowitzki	23	Haywood	9	Kidd	8	Howard	29	17,461
56	Feb 20	H	W	Miami	97-91	17-9	18-12	35-21	W3	Nowitzki	28	Haywood	11	Kidd	11	Cook	22	20,328
57	Feb 22	H	W	Indiana	91-82	18-9	18-12	36-21	W4	Nowitzki	23	Haywood	20	Kidd	7	Ford	14	19,585
58	Feb 24	H	W	L.A. Lakers	101-96	19-9	18-12	37-21	W5	Nowitzki	31	Haywood	9	Kidd	13	Odum	21	20,505
59	Feb 26	A	W	Atlanta	111-103(ot)	19-9	19-12	38-21	W6	Nowitzki	37	Kidd	16	Kidd	17	Johnson	27	18,923
60	Feb 28	H	W	New Orleans	108-100	20-9	19-12	39-21	W7	Nowitzki	36	Haywood	9	Kidd/Barea	9	Collison	35	19,911
61	Mar 1	A	W	Charlotte	89-84	20-9	20-12	40-21	W8	Nowitzki	27	Nowitzki	13	Kidd	7	Jackson	20	15,961
62	Mar 3	H	W	Minnesota	112-109	21-9	20-12	41-21	W9	Terry	26	Haywood/Marion	7	Terry	5	Brewer	24	19,511
63	Mar 5	H	W	Sacramento	108-100	22-9	20-12	42-21	W10	Nowitzki	31	Nowitzki	12	Kidd	12	Landry	21	19,954
64	Mar 6	A	W	Chicago	122-116	22-9	21-12	43-21	W11	Nowitzki	27	Kidd	11	Kidd	15	Rose	34	21,737
65	Mar 8	A	W	Minnesota	125-112	22-9	22-12	44-21	W12	Marion	29	Marion	14	Kidd/Barea	9	Jefferson	36	14,007
66	Mar 10	H	W	New Jersey	96-87	23-9	22-12	45-21	W13	Kidd	20	Marion	13	Kidd	9	Harris	21	19,770
67	Mar 13	H	L	New York	94-128	23-10	22-12	45-22	L1	Nowitzki	20	Nowitzki	12	Kidd	6	Walker	23	20,224
68	Mar 17	H	W	Chicago	113-106	24-10	22-12	46-22	W1	Butler	27	Nowitzki/Marion	7	Nowitzki/Barea	5	Law	22	20,406
69	Mar 20	H	L	Boston	93-102	24-11	22-12	46-23	L1	Nowitzki	28	Kidd/Najera	6	Kidd	9	Pierce	29	20,488
70	Mar 22	A	L	New Orleans	99-115	24-11	22-13	46-24	L2	Terry	24	Haywood	9	Kidd	6	Thornton	28	14,047
71	Mar 23	H	W	L.A. Clippers	106-96	25-11	22-13	47-24	W1	Kidd	26	Haywood	10	Kidd	12	Gooden	26	19,705
72	Mar 25	A	L	Portland	89-101	25-11	22-14	47-25	L1	Butler	25	Butler	9	Kidd	7	Aldridge	20	20,611
73	Mar 27	A	W	Golden State	111-90	25-11	23-14	48-25	W1	Beaubois	40	Nowitzki	10	Kidd	11	Maggette	21	19,104
74	Mar 29	H	W	Denver	109-93	26-11	23-14	49-25	W2	Nowitzki	34	Nowitzki	10	Kidd/Nowitzki	10	Smith	27	20,085
75	Mar 31	A	W	Memphis	106-102(ot)	26-11	24-14	50-25	W3	Terry	29	Butler	13	Kidd	7	Mayo	27	11,616
76	Apr 1	H	L	Orlando	82-97	26-12	24-14	50-26	L1	Nowitzki	24	Dampier	11	Butler/Kidd	2	Pietrus	24	19,965
77	Apr 3	H	L	Oklahoma City	116-121	26-13	24-14	50-27	L2	Nowitzki	30	Nowitzki	13	Kidd/Terry	6	Durant	23	20,329
78	Apr 7	H	W	Memphis	110-84	27-13	24-14	51-27	W1	Butler	23	Nowitzki	9	Kidd	10	Gay	23	20,105
79	Apr 9	A	W	Portland	83-77	27-13	25-14	52-27	W2	Nowitzki	40	Kidd	12	Kidd	6	Aldridge	27	20,693
80	Apr 10	A	W	Sacramento	126-108	27-1												



2008-2009

TOP ROW L-R DIONNE CALHOUN, MIKE SHEDD, MONTE MATHIS, TOM STERNER, MARIO ELIE, POPEYE JONES, TERRY STOTTS, DARRELL ARMSTRONG, DWANE CASEY, BRAD DAVIS, AL WHITLEY

MIDDLE ROW L-R DON KALKSTEIN, GARY BOREN, BRANDON BASS, JERRY STACKHOUSE, DIRK NOWITZKI, ERICK DAMPIER, JAMES SINGLETON, RYAN HOLLINS, DEVEAN GEORGE, JOSH HOWARD, KEITH GRANT, CASEY SMITH, ROBERT HACKETT

BOTTOM ROW L-R JASON TERRY, MATT CARROLL, GERALD GREEN, RICK CARLISLE, TERDEMA USSERY, ANTOINE WRIGHT, JASON KIDD, JOSE BAREA

SEASON NOTEBOOK

Won 50, lost 32 (third, Southwest)...In 2008, Rick Carlisle took over the reins as the ninth head coach of the Dallas Mavericks...Carlisle led the Mavericks to a 50-32 record and their ninth consecutive 50-win season...for the fourth time in his career, Dirk Nowitzki earned All-NBA First Team honors while also being named to his eighth consecutive All-Star Team...Nowitzki led the Mavericks with averages of 25.9 points and 8.4 rebounds...Jason Terry would average 19.4 points off the bench and lay claim to the NBA's Sixth Man of the Year award...Dallas would earn the sixth seed in the Western Conference Playoffs and defeat San Antonio in the opening round, 4-1, before eventually falling 4-1 to the Denver Nuggets in the Conference semifinals.

	G	GS	MIN	FG	FGA	PCT	3FG	3FGA	PCT	FT	FTA	PCT	OFF	DEF	TOT	AST	PF	DQ	STL	TO	BLK	PTS	AVG
Nowitzki	81	81	3050	774	1616	.479	61	170	.359	485	545	.890	88	593	681	197	176	1	61	157	63	2094	25.9
Terry	74	11	2491	541	1168	.463	167	456	.366	198	225	.880	39	138	177	251	141	0	97	119	20	1447	19.6
Howard	52	51	1663	353	783	.451	58	168	.345	172	220	.782	59	204	263	83	135	1	55	89	30	936	18.0
Kidd	81	81	2886	257	618	.416	131	323	.406	86	105	.819	85	415	500	702	168	1	160	185	39	731	9.0
Bass	81	0	1574	252	508	.496	0	6	.000	182	210	.867	129	238	367	43	140	0	27	86	55	686	8.5
Barea	79	15	1600	246	557	.442	55	154	.357	70	93	.753	36	141	177	269	121	1	37	105	5	617	7.8
Wright	65	53	1552	179	431	.415	45	149	.302	71	95	.747	31	105	136	77	172	2	46	54	27	474	7.3
Dampier	80	80	1836	182	280	.650	0	0	---	90	141	.638	216	349	565	77	191	2	24	74	95	454	5.7
Green	38	12	376	79	180	.439	14	46	.304	27	32	.844	14	40	54	15	51	0	10	33	5	199	5.2
Singleton	62	6	884	117	221	.529	13	40	.325	67	78	.859	89	161	250	17	110	1	26	36	28	314	5.1
Stackhouse	10	1	162	16	60	.267	3	19	.158	7	7	1.000	5	12	17	12	6	0	4	9	1	42	4.2
George	43	17	708	54	142	.380	22	76	.289	17	22	.773	25	53	78	15	57	0	23	17	11	147	3.4
Hollins (TOT)	45	3	444	50	94	.532	0	0	---	43	72	.597	46	51	97	7	78	2	7	24	32	143	3.2
Hollins (DAL)	27	2	260	31	59	.525	0	0	---	17	33	.515	27	34	61	3	44	2	4	14	15	79	2.9
Carroll (TOT)	55	10	616	65	171	.380	13	53	.245	21	25	.840	7	62	69	27	67	0	21	33	6	164	3.0
Carroll (DAL)	21	0	141	9	33	.273	1	8	.125	6	6	1.000	2	12	14	3	14	0	3	7	1	25	1.2
Williams	15	0	170	16	56	.286	1	17	.059	9	11	.818	19	27	46	2	19	0	2	5	9	42	2.8
Diop	34	0	452	22	58	.379	0	0	---	12	29	.414	45	73	118	13	55	1	12	11	25	56	1.6
MAVERICKS	82	-	19805	3128	6770	.462	571	1632	.350	1516	1852	.819	909	2595	3504	1779	1600	12	591	1043	429	8343	101.7
OPPONENTS	82	-	19805	3071	6752	.455	517	1379	.375	1522	1907	.798	884	2509	3393	1611	1645	9	589	1064	334	8181	99.8

**CONTENT****THE ORGANIZATION****PLAYERS****THE NBA****HISTORY****RECORDS****PLAYOFFS****MEDIA****REVIEW**

No	Date	H-R	W-L	Opponent	Score				Sk	Dallas			Dallas			Opponent			Pt	Attend
					Dal-Opp	Home Record	Road Record	Total Record		Hi Scorer	Pt	Hi Rebr	Rb	Hi Assists	Ast	Hi Scorer	Pt	Attend		
1	Oct 30	H	L	Houston	102-112	0-1	0-0	0-1	L1	Nowitzki	36	Howard	11	Kidd	12	Yao	30	20,066		
2	Nov 1	R	W	Minnesota	95-85	0-1	1-0	1-1	W1	Nowitzki	21	Kidd	9	Kidd	7	McCants	18	16,893		
3	Nov 3	H	L	Cleveland	81-100	0-2	1-0	1-2	L1	Howard	18	Diop	9	Kidd	6	James	22	19,923		
4	Nov 4	R	W	San Antonio	98-81	0-2	2-0	2-2	W1	Nowitzki	30	Howard	12	Kidd	10	Parker	22	17,398		
5	Nov 7	R	L	Denver	105-108	0-2	2-1	2-3	L1	Nowitzki	23	3 Players	10	Kidd	9	Anthony	28	19,175		
6	Nov 9	R	L	L.A. Clippers	92-103	0-2	2-2	2-4	L2	Nowitzki	33	Green	12	Kidd	9	B. Davis	22	14,249		
7	Nov 11	H	L	L.A. Lakers	99-106	0-3	2-2	2-5	L3	Terry	21	Dampier	16	Kidd	10	Bryant	27	20,391		
8	Nov 13	R	L	Chicago	91-98	0-3	2-3	2-6	L4	Howard	21	Dampier	18	Nowitzki	5	Gordon	35	21,751		
9	Nov 14	H	L	Orlando	100-102	0-4	2-3	2-7	L5	Howard	25	Dampier/Howard	9	Kidd	6	Lewis	23	20,085		
10	Nov 16	R	W	New York	124-114 (ot)	0-4	3-3	3-7	W1	Nowitzki	39	Nowitzki	15	Kidd	9	Randolph	27	19,071		
11	Nov 18	R	W	Charlotte	100-83	0-4	4-3	4-7	W2	Nowitzki	32	Dampier	11	Kidd	10	Augustin	21	10,935		
12	Nov 19	R	W	Houston	96-86	0-4	5-3	5-7	W3	Terry	31	Nowitzki	12	Kidd	7	McGrady/Alston	16	18,203		
13	Nov 21	H	W	Memphis	91-76	1-4	5-3	6-7	W4	Nowitzki	25	Kidd	13	Kidd	6	Mayo	19	20,035		
14	Nov 25	H	W	Indiana	109-106	2-4	5-3	7-7	W5	Terry	29	Nowitzki	12	Kidd	13	Granger	22	19,996		
15	Nov 28	R	L	L.A. Lakers	107-114	2-4	5-4	7-8	L1	Terry	29	Nowitzki	12	Kidd	11	Bryant	35	18,997		
16	Nov 29	R	W	Sacramento	101-78	2-4	6-4	8-8	W1	Terry	24	Dampier	13	Kidd	8	Udrih	13	12,650		
17	Dec 2	H	W	L.A. Clippers	100-98	3-4	6-4	9-8	W2	Nowitzki	29	Nowitzki	10	Kidd	8	Randolph	27	19,670		
18	Dec 4	H	W	Phoenix	112-97	4-4	6-4	10-8	W3	Nowitzki	29	Dampier	14	Kidd	8	Stoudemire	28	19,813		
19	Dec 6	H	W	Atlanta	100-98	5-4	6-4	11-8	W4	Nowitzki	24	Dampier/Nowitzki	11	Kidd	8	Johnson	32	19,966		
20	Dec 9	H	L	San Antonio	126-133 (2ot)	5-5	6-4	11-9	L1	Nowitzki	35	Nowitzki	10	Kidd	12	Duncan	32	19,937		
21	Dec 11	H	W	Charlotte	95-90	6-5	6-4	12-9	W1	Terry	26	Nowitzki	13	Kidd	7	Okafor	27	19,736		
22	Dec 13	H	W	Oklahoma City	103-99	7-5	6-4	13-9	W2	Nowitzki	46	Bass	9	Kidd	7	Green	25	20,190		
23	Dec 15	H	L	Denver	88-98	7-6	6-4	13-10	L1	Nowitzki	27	Dampier	15	Barea	9	Smith	25	19,969		
24	Dec 17	R	W	Toronto	96-86	7-6	7-4	14-10	W1	Nowitzki/Terry	27	Nowitzki	10	Terry	8	O'Neal	19	18,832		
25	Dec 19	R	L	New Jersey	97-121	7-6	7-5	14-11	L1	Nowitzki	24	Dampier	7	Kidd	7	Harris	41	9,889		
26	Dec 21	R	W	Washington	97-86	7-6	8-5	15-11	W1	Terry	25	Singleton	13	Kidd	11	Jamison	22	15,582		
27	Dec 23	H	W	Memphis	100-82	8-6	8-5	16-11	W2	Nowitzki	21	Dampier	9	Kidd	11	Warrick	17	20,200		
28	Dec 25	R	W	Portland	102-94	8-6	9-5	17-11	W3	Nowitzki	30	Kidd	12	Kidd	10	Roy	22	20,643		
29	Dec 26	R	L	Utah	88-97	8-6	9-6	17-12	L1	Terry	26	3 Players	8	Kidd	9	Brewer	21	19,911		
30	Dec 28	R	W	L.A. Clippers	98-76	8-6	10-6	18-12	W1	Howard	29	3 Players	9	Howard	7	Thornton/Camby	16	16,685		
31	Dec 30	H	W	Minnesota	107-100	9-6	10-6	19-12	W2	Terry	29	Nowitzki	13	Kidd	16	Jefferson	21	20,264		
32	Jan 2	H	W	Philadelphia	96-86	10-6	10-6	20-12	W3	Nowitzki	31	Dampier	14	Kidd	9	Iguodala	22	20,327		
33	Jan 4	R	L	Memphis	82-102	10-6	10-7	20-13	L1	Nowitzki	28	Kidd/Barea	6	Kidd	5	Mayo	21	11,731		
34	Jan 6	H	W	L.A. Clippers	107-102	11-6	10-7	21-13	W1	Nowitzki	34	Kidd	10	Kidd/Barea	8	Gordon	32	19,794		
35	Jan 8	H	W	New York	99-94	12-6	10-7	22-13	W2	Howard	19	Bass	11	Nowitzki	7	Duhon	24	19,779		
36	Jan 9	R	L	Phoenix	100-128	12-6	10-8	22-14	L1	Nowitzki	19	Nowitzki	7	Kidd	7	O'Neal	25	18,422		
37	Jan 11	R	L	Sacramento	95-102	12-6	10-9	22-15	L2	Terry	33	Nowitzki	8	Kidd	7	Martin	21	12,294		
38	Jan 13	R	L	Denver	97-99	12-6	10-10	22-16	L3	Nowitzki	44	Nowitzki	14	Kidd	7	Billups	23	14,158		
39	Jan 14	H	L	New Orleans	97-104	12-7	10-10	22-17	L4	Terry	28	Nowitzki	13	Kidd	7	Paul	33	19,947		
40	Jan 17	H	W	Utah	115-108	13-7	10-10	23-17	W1	Nowitzki	39	Bass	9	Kidd	15	Williams	30	20,325		
41	Jan 19	R	W	Philadelphia	95-93	13-7	11-10	24-17	W2	Nowitzki	24	Kidd	12	Kidd	6	Williams	25	14,503		
42	Jan 21	R	L	Milwaukee	99-133	13-7	11-11	24-18	L1	Nowitzki	30	Dampier	8	Terry	3	Villanueva	32	13,898		
43	Jan 23	R	W	Detroit	112-91	13-7	12-11	25-18	W1	Nowitzki	26	Nowitzki	7	Kidd	10	Hamilton	17	22,076		
44	Jan 25	R	L	Boston	100-124	13-7	12-12	25-19	L1	Terry	27	3 Players	7	Kidd	5	3 Players	23	18,624		
45	Jan 28	H	W	Golden State	117-93	14-7	12-12	26-19	W1	Terry	22	Dampier/Bass	11	Kidd	9	Jackson	25	19,864		
46	Jan 31	R	W	Miami	111-96	14-7	13-12	27-19	W2	Nowitzki	30	Nowitzki	7	Kidd	11	Wade	30	19,600		
47	Feb 2	R	W	Orlando	105-95	14-7	14-12	28-19	W3	Nowitzki	29	Dampier	7	Kidd	8	Howard	35	16,551		
48	Feb 4	H	W	Portland	104-99	15-7	14-12	29-19	W4	Howard	23	Nowitzki	11	Kidd	10	Roy	26	19,767		
49	Feb 5	R	L	Utah	87-115	15-7	14-13	29-20	L1	Howard	18	Nowitzki	6	Kidd	8	Williams	34	19,911		
50	Feb 7	H	W	Chicago	115-114 (ot)	16-7	14-13	30-20	W1	Nowitzki	44	Dampier	10	Kidd	10	Gordon	20	20,349		
51	Feb 10	H	W	Sacramento	118-100	17-7	14-13	31-20	W2	Howard/Wright	23	Dampier	16	Kidd	12	Martin	18	19,667		
52	Feb 12	H	L	Boston	92-99	17-8	14-13	31-21	L1	Nowitzki	37	Nowitzki	8	Kidd	10	Pierce	31	20,285		
53	Feb 18	H	W	New Jersey	113-98	18-8	14-13	32-21	W1	Howard	24	Howard	10	Kidd	10	Harris	18	19,878		
54	Feb 20	R	L	Houston	86-93	18-8	14-14	32-22	L1	Barea	26	Nowitzki	11	Kidd/Barea	5	Yao	22	18,195		
55	Feb 21	H	W	Sacramento	116-95	19-8	14-14	33-22	W1	Howard/Bass	20	Singleton	12	Kidd	11	Udrih	18	20,223		
56	Feb 24	R	L	San Antonio	76-93	19-8	14-15	33-23	L1	Howard	19	Singleton	14	Kidd	4	Parker	37	18,797		
57	Feb 25	H	W	Milwaukee	116-96	20-8	14-15	34-23	W1	Howard	27	Bass	11	Kidd	9	Villanueva	25	19,558		
58	Feb 27	H	2	Oklahoma City	110-108 (ot)	21-8	14-15	35-23	W2	Nowitzki	41	Singleton/Nowitzki	9	Kidd	13	Westbrook	33	20,007		
59	Mar 1	H	W	Toronto	109-98	22-8	14-15	36-23	W3	Nowitzki	24	Singleton	16	Kidd	15	Bosh	28	19,688		
60	Mar 2	R	L	Oklahoma City	87-96	22-8	14-16	36-24	L1	Nowitzki	28	Singleton	6	Nowitzki	6	Krstic	26	18,527		
61	Mar 4	H	W	San Antonio	107-102	23-8	14-16	37-24	W1	Howard	29	Nowitzki	12	Kidd	9	Parker	37	20,316		
62	Mar 5	R	L	New Orleans	88-104	23-8	14-17	37-25	L1	Nowitzki	27	Dampier	9	Terry	4	Paul	27	17,230		
63	Mar 7	H	W	Washington	119-103	24-8	14-17	38-25	W1	Nowitzki	34	Nowitzki	9	Kidd	11	Jamison	24	20,150		
64	Mar 10	R	W	Phoenix	122-117	24-8	15-17	39-25	W2	Nowitzki	34	Nowitzki	13	Nowitzki/Barea	4	Nash	23	18,422		
65	Mar 11	R	W	Portland	93-89	24-8	16-17	40-25	W3	Nowitzki	29	Kidd/Nowitzki	10	Kidd	10	Aldridge	23	20,286		
66	Mar 13	R	L	Golden State	110-119	24-8	16-18	40-26	L1	Nowitzki	27	Singleton	11	Kidd	11	Jackson	31	18,751		
67	Mar 15	R	L	L.A. Lakers	100-107	24-8	16-19	40-27	L2	Terry	29	Singleton	10	Kidd	9	Bryant	28	18,997		
68	Mar 17	H	W	Detroit	103-101	25-8	16-19	41-27	W1	Nowitzki	30	Dampier	13	Barea	8	Prince	28	20,427		
69	Mar 19	R	L	Atlanta	87-95	25-8	16-20	41-28	L1	Nowitzki	23	Nowitzki	12	Kidd	6	Johnson	24	17,499		
70	Mar 20	R	W	Indiana	94-92	25-8	17-20	42-28	W1	Nowitzki	23	Singleton	11	Barea	6	Granger	19	17,232		
71	Mar 25	H	W	Golden State	128-106	26-8	17-20	43-28	W2	Nowitzki/Terry	26	Dampier	10	Kidd/Barea	7	Morrow	29	19,862		
72	Mar 27	H	L	Denver	101-103	26-9	17-20	43-29	L1	Nowitzki	26	Nowitzki	11	Barea/Terry	4	Anthony	43	20,310		
73	Mar 29	R	L	Cleveland	74-102	26-9	17-21	43-30	L2	Nowitzki	20	Hollins	12	Kidd	8	James	24	20,562		
74	Mar 31	R	W	Minnesota	108-98	26-9	18-21	44-30	W1	Nowitzki	23	Nowitzki	12	Kidd	13	Love	23	12,111		
75	Apr 1	H	W	Miami	98-96	27-9	18-21	45-30	W2	Nowitzki	30	Howard/Bass	8	Kidd	11	Wade	23	20,021		
76	Apr 3	R	L	Memphis	102-107	27-9	18-22	45-31	L1	Nowitzki	35	Nowitzki	9	Kidd	10	Gay	27	15,126		
77	Apr 5	H	W	Phoenix	140-116	28-9	18-22	46-31	W1	Nowitzki	28	Singleton/Bass	6	Kidd	20	Barbosa	24	20,301		
78	Apr 8	H	W	Utah	130-101	29-9	18-22	47-31	W2	Nowitzki	31	Dampier	10	Kidd	10	Williams	18	20,017		
79	Apr 10	H	W	New Orleans	100-92	30-9	18-22	48-31	W3	Howard/Nowitzki	25	Bass	13	Kidd	15	Paul	42	20,370		
80	Apr																			



2007-2008

TOP ROW L-R ROBERT HACKETT, AL WHITLEY, DIONNE CALHOUN, KEITH GRANT, DONNIE NELSON, PAUL WESTPHAL, BILLY OWENS, POPEYE JONES, MARIO ELIE, JOE PRUNTY, BRAD DAVIS, CASEY SMITH, MIKE ROTH
MIDDLE ROW L-R ANTOINE WRIGHT, DIRK NOWITZKI, MALIK ALLEN, BRANDON BASS, JAMAAL MAGLOIRE, ERICK DAMPIER, JUWAN HOWARD, DEVEAN GEORGE, JOSH HOWARD
BOTTOM ROW L-R TYRONN LUE, JOSE BAREA, JASON TERRY, AVERY JOHNSON, TERDEMA USSERY, JASON KIDD, JERRY STACKHOUSE, EDDIE JONES

SEASON NOTEBOOK

Won 51, lost 31 (fourth, Southwest)...Donnie Nelson made waves when he pulled off a trade deadline deal that brought Jason Kidd back to the team that drafted him...in the exchange with New Jersey, the Mavs also acquired Malik Allen and Antoine Wright as they gave up Devin Harris, Trenton Hassell, Keith Van Horn, Maurice Ager, DeSagana Diop and two first-round picks...Dirk Nowitzki earned his seventh consecutive All-Star bid and was named All-NBA Second Team after leading the Mavs with averages of 23.6 points and 8.6 rebounds...the Mavericks went 16-13 with Kidd at point guard and secured the seventh seed in the Western Conference...Dallas would eventually fall 4-1 to the second-seeded New Orleans Hornets.

	G	GS	MIN	FG	FGA	PCT	3FG	3FGA	PCT	FT	FTA	PCT	OFF	DEF	TOT	AST	PF	DQ	STL	TO	BLK	PTS	AVG
Nowitzki	77	77	2769	630	1314	.479	79	220	.359	478	544	.879	95	564	659	266	198	0	51	160	71	1817	23.6
Jo. Howard	76	76	2757	567	1247	.455	67	210	.319	312	384	.813	120	412	532	164	202	1	59	114	32	1513	19.9
Terry	82	34	2579	471	1008	.467	136	363	.375	191	223	.857	30	178	208	264	170	1	88	92	18	1269	15.5
Harris	39	39	1184	187	387	.483	25	70	.357	161	196	.821	17	74	91	206	127	0	56	93	2	560	14.4
Kidd (Tot)	80	80	2906	305	793	.385	119	312	.381	135	165	.818	94	506	600	806	165	0	136	266	26	864	10.8
Kidd (Dal)	29	29	1011	104	244	.426	35	76	.461	44	54	.815	36	152	188	276	75	0	62	81	11	287	9.9
Stackhouse	58	13	1412	213	526	.405	60	184	.326	132	148	.892	33	100	133	145	82	0	28	86	10	618	10.7
Bass	79	1	1557	246	493	.499	0	4	.000	162	197	.822	120	227	347	58	150	0	22	82	48	654	8.3
Wright (Tot)	56	10	1231	136	329	.413	32	110	.291	46	67	.687	40	107	147	80	127	1	28	50	21	350	6.3
Wright (Dal)	15	0	176	21	42	.500	5	9	.556	5	9	.556	5	17	22	13	22	0	2	11	4	52	3.5
Dampier	72	64	1755	178	277	.643	0	0	—	84	146	.575	207	332	539	63	226	6	24	80	106	440	6.1
Lue (Tot)	50	3	736	113	253	.447	39	86	.453	25	32	.781	9	45	54	74	66	0	11	27	1	290	5.8
Lue (Dal)	17	0	173	27	57	.474	9	17	.529	1	4	.250	0	13	13	15	28	0	0	5	1	64	3.8
Allen (Tot)	73	16	1096	157	327	.480	1	2	.500	23	25	.920	66	130	196	44	149	1	19	45	31	338	4.6
Allen (Dal)	25	4	333	33	66	.500	0	0	—	11	12	.917	24	44	68	15	60	1	4	13	10	77	3.1
Barea	44	9	460	71	170	.418	21	54	.389	28	35	.800	4	43	47	58	48	0	14	35	1	191	4.3
Jones	47	33	922	66	180	.367	34	116	.293	10	14	.714	18	114	132	69	72	0	26	29	8	176	3.7
George	53	4	821	74	207	.357	22	68	.324	24	34	.706	28	109	137	35	90	1	19	24	13	194	3.7
Diop	52	18	894	67	115	.583	0	0	—	24	40	.600	111	159	270	26	100	1	20	42	63	158	3.0
Hassell	37	6	463	37	80	.463	1	4	.250	1	2	.500	11	33	44	26	55	0	9	14	1	76	2.1
Magloire (Tot)	31	2	286	18	55	.327	0	0	—	20	44	.455	19	70	89	7	50	0	1	30	10	56	1.8
Magloire (Dal)	7	0	27	3	6	.500	0	0	—	6	13	.462	1	7	8	0	8	0	1	7	0	12	1.7
Ager	12	3	77	5	27	.185	0	8	.000	5	6	.833	1	3	4	4	11	0	0	3	1	15	1.3
Ju. Howard	50	0	353	23	64	.359	0	0	—	11	14	.786	21	60	81	17	62	0	5	17	2	57	1.1
Fazekas	4	0	9	2	5	.400	0	0	—	0	0	—	1	2	3	0	0	0	0	0	0	4	1.0
Mavericks	82		19730	3025	6515	.464	494	1403	.352	1690	2075	.814	883	2643	3526	1720	1786	11	490	1037	403	8234	100.4
Opponents	82		19730	2903	6551	.443	408	1168	.349	1648	2168	.760	882	2419	3301	1547	1739	12	536	999	357	7862	95.9

**CONTENT****THE ORGANIZATION****PLAYERS****THE NBA****HISTORY****RECORDS****PLAYOFFS****MEDIA****REVIEW**

No	Date	H-R	W-L	Opponent	Score	Home Record	Road Record	Total Record	Sk	Dallas Hi Scorer	Pt	Dallas Hi Rebr	Rb	Dallas Hi Assists	Ast	Opponent Hi Scorer	Pt	Attend
1	Oct 31	R	W	Cleveland	92-74	0-0	1-0	1-0	W1	Terry	24	Diop	11	Nowitzki	6	Ilgasauskas	27	20,562
2	Nov 2	R	L	Atlanta	94-101	0-0	1-1	1-1	L1	Nowitzki	28	Nowitzki	8	Terry	6	J. Johnson	18	19,767
3	Nov 3	H	W	Sacramento	123-102	1-0	1-1	2-1	W1	Jo. Howard	27	Diop	8	Nowitzki	7	Martin	28	20,343
4	Nov 5	H	W	Houston	107-98	2-0	1-1	3-1	W2	Terry	31	Diop	13	3 Players	5	McGrady	35	20,389
5	Nov 8	R	W	Golden State	120-115	2-0	2-1	4-1	W3	Jo. Howard/Terry	24	Bass	12	Harris	7	Davis	37	19,596
6	Nov 10	R	L	Portland	82-91	2-0	2-2	4-2	L1	Jo. Howard	20	Diop	11	Nowitzki	5	Roy	32	19,255
7	Nov 13	H	W	Philadelphia	99-84	3-0	2-2	5-2	W1	Terry	25	Nowitzki	12	Nowitzki	8	Dalembert	18	19,875
8	Nov 15	H	W	San Antonio	105-92	4-0	2-2	6-2	W2	Jo. Howard	23	Dampier	9	Harris/Nowitzki	5	Ginobili	25	20,468
9	Nov 17	H	W	Memphis	108-105	5-0	2-2	7-2	W3	Jo. Howard	27	Diop	11	Harris	8	Miller	23	20,385
10	Nov 20	H	W	Toronto	105-99	6-0	2-2	8-2	W4	Nowitzki	32	Jo. Howard	9	Terry	5	Bosh	31	20,272
11	Nov 21	R	W	Houston	100-94	6-0	3-2	9-2	W5	Harris	22	Nowitzki	14	Harris	5	Yao	30	18,143
12	Nov 23	R	L	Indiana	107-111	6-0	3-3	9-3	L1	Harris	24	Nowitzki	11	Harris/Nowitzki	5	Granger	25	14,002
13	Nov 24	R	L	Milwaukee	95-97	6-0	3-4	9-4	L2	Jo. Howard	11	Harris	9	Harris	9	Redd	27	16,376
14	Nov 26	H	L	Washington	98-110	6-1	3-4	9-5	L3	Nowitzki	31	Nowitzki	8	Harris	7	Butler	35	19,556
15	Nov 28	H	W	Minnesota	109-103	7-1	3-4	10-5	W1	Nowitzki	27	Nowitzki	11	Harris	6	Jefferson	31	20,054
16	Nov 30	H	W	Portland	91-80	8-1	3-4	11-5	W2	Jo. Howard	23	Jo. Howard	14	Harris	7	Aldridge	22	20,301
17	Dec 1	R	L	New Orleans	108-112 (Ot)	8-1	3-5	11-6	L1	3 Players	19	Diop	10	3 Players	5	Paul	33	12,223
18	Dec 3	R	W	Chicago	103-98	8-1	4-5	12-6	W1	Jo. Howard	27	Dampier/Jo. Howard	10	Jo. Howard	6	Nocioni	30	21,780
19	Dec 5	R	L	San Antonio	95-97	8-1	4-6	12-7	L1	Jo. Howard	22	Jo. Howard/Nowitzki	9	Harris	4	Ginobili	37	18,797
20	Dec 6	H	L	Denver	109-122	8-2	4-6	12-8	L2	Nowitzki	32	Nowitzki	12	3 Players	5	Iverson	35	20,155
21	Dec 8	H	W	Utah	125-117	9-2	4-6	13-8	W1	Jo. Howard	47	Jo. Howard	10	Harris	12	Williams	41	20,300
22	Dec 10	R	W	New York	99-89	9-2	5-6	14-8	W2	Nowitzki	36	Nowitzki	7	4 Tied With	4	Randolph	24	19,763
23	Dec 12	R	L	Toronto	76-92	9-2	5-7	14-9	L1	Terry	21	Dampier	11	Nowitzki	5	Bosh	17	19,800
24	Dec 14	H	W	New Orleans	89-80	10-2	5-7	15-9	W1	Terry	25	Jo. Howard	10	Nowitzki	6	Paul	22	20,071
25	Dec 15	R	W	Houston	96-83	10-2	6-7	16-9	W2	Jo. Howard	23	Nowitzki	6	Nowitzki	8	Yao	28	18,307
26	Dec 17	H	W	Orlando	111-108	11-2	6-7	17-9	W3	Nowitzki	31	Nowitzki	11	Harris	9	Turkoglu	26	20,114
27	Dec 19	H	W	Phoenix	108-105	12-2	6-7	18-9	W4	Nowitzki	31	Dampier	10	Harris	6	Stoudemire	25	20,316
28	Dec 21	H	W	L.A. Clippers	102-89	13-2	6-7	19-9	W5	Nowitzki	30	Dampier	10	3 Players	3	Kaman	24	20,246
29	Dec 26	R	L	Utah	90-99	13-2	6-8	19-10	L1	Nowitzki	20	Nowitzki	9	Harris/Terry	5	Boozer	21	19,911
30	Dec 27	H	L	Cleveland	81-88	13-3	6-8	19-11	L2	Jo. Howard/Nowitzki	19	Nowitzki	20	Harris	6	James	24	20,462
31	Dec 29	H	W	Atlanta	97-84	14-3	6-8	20-11	W1	Nowitzki	22	Dampier	10	Nowitzki	5	M. Williams	18	20,338
32	Jan 2	H	W	Golden State	121-99	15-3	6-8	21-11	W2	Nowitzki	29	Jo. Howard	13	Terry/Nowitzki	6	Jackson	25	20,172
33	Jan 4	H	W	Miami	94-89	16-3	6-8	22-11	W3	Nowitzki	24	Nowitzki	10	Harris	9	Davis/Blount	17	20,357
34	Jan 6	R	W	Minnesota	101-78	16-3	7-8	23-11	W4	Nowitzki	30	Jo. Howard/Bass	8	Jones	5	McCants	21	17,644
35	Jan 9	H	W	Detroit	102-86	17-3	7-8	24-11	W5	Nowitzki	23	Jo. Howard/Nowitzki	9	Terry	5	Hamilton	18	20,362
36	Jan 11	R	W	Seattle	90-70	17-3	8-8	25-11	W6	Nowitzki	20	Jo. Howard	11	Harris	5	Szczerbiak	17	12,522
37	Jan 12	R	W	L.A. Clippers	95-94	17-3	9-8	26-11	W7	Nowitzki	22	Dampier	9	Terry/Nowitzki	4	Thomas	21	16,494
38	Jan 14	R	L	Sacramento	120-122	17-3	9-9	26-12	L1	Harris/Terry	25	Dampier	10	Harris	9	Martin	29	14,077
39	Jan 19	H	W	Seattle	111-96	18-3	9-9	27-12	W1	Nowitzki	20	Dampier/Nowitzki	9	Harris	9	Szczerbiak	36	20,386
40	Jan 21	R	L	Washington	84-102	18-3	9-10	27-13	L1	Jo. Howard	32	Nowitzki	11	Nowitzki	6	Butler	25	20,173
41	Jan 23	R	W	Charlotte	102-95	18-3	10-10	28-13	W1	Harris	23	Jo. Howard	12	Harris	9	Wallace/Richardson	22	13,764
42	Jan 25	H	W	L.A. Lakers	112-105	19-3	10-10	29-13	W2	Jo. Howard/Nowitzki	26	Jo. Howard/Nowitzki	10	Harris	4	Bryant	40	20,438
43	Jan 27	H	W	Denver	90-85	20-3	10-10	30-13	W3	Nowitzki	32	Diop/Nowitzki	11	Jo. Howard	5	Iverson	23	20,437
44	Jan 28	R	W	Memphis	103-84	20-3	11-10	31-13	W4	Jo. Howard	26	Dampier	12	Hassell/Jo. Howard	4	Gay	18	11,672
45	Jan 31	R	L	Boston	90-96	20-3	11-11	31-14	L1	Nowitzki	31	Nowitzki	11	Terry/Nowitzki	6	R. Allen/Pierce	26	18,624
46	Feb 3	R	L	Detroit	67-90	20-3	11-12	31-15	L2	Jo. Howard/Nowitzki	15	Dampier/Nowitzki	10	Terry	3	Wallace	21	22,076
47	Feb 4	R	W	Orlando	107-98	20-3	12-12	32-15	W1	Jo. Howard	25	Nowitzki	9	Nowitzki	5	Howard	28	16,794
48	Feb 6	H	W	Milwaukee	107-96	21-3	12-12	33-15	W2	Nowitzki	29	Dampier/Nowitzki	10	Nowitzki	12	Williams	36	20,079
49	Feb 8	H	W	Memphis	92-81	22-3	12-12	34-15	W3	Nowitzki	21	Diop	12	4 Players	3	Gay	19	20,315
50	Feb 10	R	L	New Jersey	82-101	22-3	12-13	34-16	L1	Nowitzki	21	Nowitzki	8	Terry	5	Carter	28	16,395
51	Feb 11	R	L	Philadelphia	76-84	22-3	12-14	34-17	L2	Jo. Howard	17	Diop/Nowitzki	9	Nowitzki	7	Miller	21	11,728
52	Feb 13	H	W	Portland	96-76	23-3	12-14	35-17	W1	Nowitzki	37	Nowitzki	12	Barea/Terry	4	Roy	25	20,159
53	Feb 14	F	L	Phoenix	97-109	23-3	12-15	35-18	L1	Nowitzki	36	Nowitzki	12	Nowitzki	4	B Barbosa/Stoudemire	26	18,422
54	Feb 20	R	L	New Orleans	93-104	23-3	12-16	35-19	L2	Nowitzki	31	Nowitzki	8	Kidd	5	Paul	31	15,941
55	Feb 22	R	W	Memphis	98-83	23-3	13-16	36-19	W1	Nowitzki	27	Dampier	8	Kidd	15	Gay	18	16,245
56	Feb 24	R	W	Minnesota	99-83	23-3	14-16	37-19	W2	Nowitzki	29	Nowitzki	8	Kidd	17	Jefferson	22	19,429
57	Feb 25	H	W	Chicago	102-84	24-3	14-16	38-19	W3	Nowitzki	29	Dampier	16	Kidd	8	Gordon	25	20,340
58	Feb 28	R	L	San Antonio	94-97	24-3	14-17	38-20	L1	Nowitzki	28	Dampier/Jo. Howard	8	Kidd	10	Duncan	31	18,797
59	Feb 29	H	W	Sacramento	115-106	25-3	14-17	39-20	W1	Nowitzki	34	Dampier	13	Kidd	9	Martin/Udrih	25	20,354
60	Mar 2	R	L	L.A. Lakers	104-108 (Ot)	25-3	14-18	39-21	L1	Nowitzki	30	Dampier	17	Kidd	11	Bryant	52	18,997
61	Mar 3	R	L	Utah	110-116	25-3	14-19	39-22	L2	Jo. Howard	25	Nowitzki	7	Kidd	9	Boozer	28	19,911
62	Mar 6	H	L	Houston	98-113	25-4	14-19	39-23	L3	Jo. Howard	21	Dampier	8	Kidd	6	McGrady	31	20,315
63	Mar 8	H	W	New Jersey	111-91	26-4	14-19	40-23	W1	Nowitzki	34	Nowitzki/Allen	9	Kidd	13	Jefferson	22	20,399
64	Mar 10	H	W	New York	108-79	27-4	14-19	41-23	W2	Nowitzki/Terry	18	Bass	9	Kidd	9	Randolph	21	20,203
65	Mar 12	H	W	Charlotte	118-93	28-4	14-19	42-23	W3	Nowitzki	26	Nowitzki	9	Kidd	8	Felton	21	20,279
66	Mar 14	H	W	Indiana	116-97	29-4	14-19	43-23	W4	Nowitzki	21	Dampier	12	Kidd	12	Murray	22	20,354
67	Mar 16	R	W	Miami	98-73	29-4	15-19	44-23	W5	Nowitzki	21	3 Players	6	Kidd	5	Barron	21	19,304
68	Mar 18	H	L	L.A. Lakers	100-102	29-5	15-19	44-24	L1	Nowitzki	35	Nowitzki	11	Kidd	7	Bryant	29	20,534
69	Mar 20	H	L	Boston	90-94	29-6	15-19	44-25	L2	Jo. Howard	24	Nowitzki	19	Kidd	9	Pierce	22	20,582
70	Mar 23	H	L	San Antonio	81-88	29-7	15-19	44-26	L3	Stackhouse	19	Jo. Howard	9	Kidd	5	Ginobili	26	20,411
71	Mar 25	H	W	L.A. Clippers	103-90	30-7	15-19	45-26	W1	Jo. Howard	32	Dampier	17	Kidd	8	M Maggette	21	20,207
72	Mar 27	R	L	Denver	105-118	30-7	15-20	45-27	L1	Jo. Howard	30	Dampier	9	Kidd	15	Anthony	32	18,247
73	Mar 30	R	L	Golden State	104-114	30-7	15-21	45-28	L2	Jo. Howard	36	Jo. Howard/Kidd	9	Kidd	14	Ellis	30	19,852
74	Mar 31	R	W	L.A. Clippers	93-86	30-7	16-21	46-28	W1	Kidd	27	Jo. Howard	8	Kidd/Terry	4	Thornton	26	17,124
75	Apr 2	H	W	Golden State	111-86	31-7	16-21	47-28	W2	Terry	31	Dampier/Kidd	11	Kidd	17	Ellis	27	20,331
76	Apr 4	R	L	L.A. Lakers	108-112	31-7	16-22	47-29	L1	Nowitzki	27	Dampier	10	Kidd	8	Odom	31	18,997
77	Apr 6	R	W	Phoenix	105-98	31-7	17-22	48-29	W1	Nowitzki	32	Nowitzki	12	Kidd	7	Stoudemire	31	18,422
78	Apr 8	H	W	Seattle	99-83	32-7	17-22	49-29	W2	Terry	22	Nowitzki	12	Kidd	10	Watson	22	20,228
79	Apr 10	H	W	Utah	97-94	33-7	17-22	50-29	W3	Nowitzki	32	George/Kidd	6	Kidd	7			



2006-2007

TOP ROW L-R DIONNE CALHOUN, KEITH GRANT, BERNARD GRIFFITH, SAM VINCENT, POPEYE JONES, DEL HARRIS, JOE PRUNTY, GARY BOREN, DONNIE NELSON, TERDEMA USSERY

MIDDLE ROW L-R ROBERT HACKETT, CASEY SMITH, JOSH HOWARD, DIRK NOWITZKI, KEVIN WILLIS, ERICK DAMPIER, DESAGANA DIOP, DJ MBENGA, AUSTIN CROSHERE, POPS MENSAH-BONSU, DEVEAN GEORGE, BRAD DAVIS, AL WHITLEY, MIKE ROTH

BOTTOM ROW L-R MAURICE AGER, JASON TERRY, JOSE BAREA, AVERY JOHNSON, 2007 DR PEPPER HONORARY MAVERICK GARRETT WEEMS, DEVIN HARRIS, JERRY STACKHOUSE, GREG BUCKNER

SEASON NOTEBOOK

Won 67, lost 15 (first, Southwest)...the 2006-07 Mavericks secured their place in history with the franchise's best record ever, earning the first seed in the NBA Playoffs...Dallas faced eighth-seeded Golden State in the first-round of the playoffs and were upset 4-2 in the series...but their regular season accomplishments make them one of the best teams in NBA history...their .817 winning percentage ranked sixth all-time among NBA teams...they were also the sixth-fastest team in league history to reach the 50-win mark (59 games)...Dirk Nowitzki led his team with averages of 24.6 points, 8.9 rebounds and a career-high 3.4 assists, while setting career-bests in FG%, 3FG% and FT%...Nowitzki was rewarded for his efforts as he became the first player in Mavericks history to earn the MVP award...additionally, he was named First Team All-NBA and was the second Maverick (Jason Kidd) to start an All-Star game...Nowitzki was joined by Josh Howard as a Western Conference All-Star...Howard received the nod from NBA commissioner David Stern as a replacement for the Western Conference team...the two were the first pair of Mavericks to be named to the same All-Star team since 2003 (Nowitzki, Steve Nash).

	G	GS	MIN	FG	FGA	PCT	3FG	3FGA	PCT	FT	FTA	PCT	OFF	DEF	TOT	AST	PF	DQ	STL	TO	BLK	PTS	AVG
Nowitzki	78	78	2820	673	1341	.502	72	173	.416	498	551	.904	122	571	693	263	171	0	52	167	62	1916	24.6
Howard	70	69	2455	493	1075	.459	92	239	.385	243	294	.827	130	345	475	127	180	2	82	123	56	1321	18.9
Terry	81	80	2846	514	1063	.484	162	370	.438	160	199	.804	41	190	231	422	170	0	81	152	17	1350	16.7
Stackhouse	67	8	1615	280	654	.428	62	162	.383	182	215	.847	39	106	145	187	78	0	51	117	10	804	12.0
Harris	80	61	2081	292	593	.492	14	50	.280	215	261	.824	45	151	196	296	242	5	96	146	21	813	10.2
Dampier	76	73	1915	209	334	.626	0	0	—	119	191	.623	217	349	566	44	239	3	24	107	82	537	7.1
George	60	17	1283	146	370	.395	53	150	.353	36	48	.750	57	157	213	33	143	2	46	51	23	381	6.4
Buckner	76	11	1372	123	299	.411	32	103	.311	27	34	.794	35	123	158	70	152	0	47	40	7	305	4.0
Johnson	40	0	562	60	146	.411	11	29	.379	21	29	.724	13	35	48	78	68	0	16	31	1	152	3.8
Croshere	61	2	727	78	222	.351	26	91	.286	45	52	.865	33	153	186	44	68	0	14	33	6	227	3.7
Mensah-Bonsu	12	0	71	11	17	.647	0	0	—	7	18	.389	9	12	21	0	8	0	1	9	0	29	2.4
Willis	5	0	43	5	13	.385	0	0	—	2	2	1.000	2	6	8	1	11	0	2	2	1	12	2.4
Barea	33	1	191	28	78	.359	6	21	.286	16	24	.667	7	18	25	24	19	0	1	14	1	78	2.4
Diop	81	9	1480	71	151	.470	0	1	.000	48	86	.558	166	272	438	30	244	2	40	63	113	190	2.3
Ager	32	1	213	22	70	.314	5	15	.333	20	33	.606	1	20	21	7	27	0	4	15	3	69	2.2
Mbenga	21	0	79	5	16	.313	0	0	—	7	8	.875	3	8	11	6	17	0	3	5	5	17	0.8
Mavericks	82	-	19755	3010	6442	.467	535	1404	.381	1646	2045	.805	920	2515	3435	1632	1837	14	560	1140	408	8201	100.0
Opponents	82	-	19755	2790	6241	.447	375	1074	.349	1654	2216	.746	839	2286	3125	1471	1811	13	565	1190	312	7609	92.8

**CONTENT****THE ORGANIZATION****PLAYERS****THE NBA****HISTORY****RECORDS****PLAYOFFS****MEDIA****REVIEW**

No	Date	H-R	W-L	Opponent	Score	Home Record	Road Record	Total Record	Sk	Dallas Hi Scorer	Pt	Dallas Hi Rebr	Rb	Dallas Hi Assists	Ast	Opponent Hi Scorer	Pt	Attend
1	Nov 2	H	L	San Antonio	91-97	0-1	0-0	0-1	L1	Nowitzki	21	Nowitzki	11	Howard/Terry	4	Parker	19	20,416
2	Nov 4	R	L	Houston	76-107	0-1	0-1	0-2	L2	Nowitzki	24	Dampier	9	Terry	4	Yao	36	18,245
3	Nov 6	H	L	Golden State	104-107	0-2	0-1	0-3	L3	Nowitzki	26	Nowitzki	11	Terry/Nowitzki	6	Davis	26	20,093
4	Nov 8	R	L	L.A. Clippers	85-103	0-2	0-2	0-4	L4	Terry	23	Nowitzki	12	Harris	5	Mobley	28	18,538
5	Nov 9	R	W	Phoenix	119-112	0-2	1-2	1-4	W1	Nowitzki	35	Dampier/Nowitzki	7	Johnson	6	Barbosa	30	18,422
6	Nov 12	R	W	Portland	103-96	0-2	2-2	2-4	W2	Nowitzki	26	Nowitzki	10	Stackhouse	9	Jack/Randolph	20	15,005
7	Nov 14	H	W	Chicago	111-99	1-2	2-2	3-4	W3	Nowitzki	31	Dampier	13	Harris/Terry	5	Himich	25	20,274
8	Nov 17	R	W	Memphis	115-103	1-2	3-2	4-4	W4	Nowitzki	26	Dampier	15	Harris	7	Warrick	26	16,727
9	Nov 18	H	W	Memphis	89-84	2-2	3-2	5-4	W5	Nowitzki	24	Nowitzki	13	Johnson	9	Gay	23	20,535
10	Nov 20	R	W	Charlotte	93-85	2-2	4-2	6-4	W6	Nowitzki	24	Dampier	15	Harris	6	Okafor	22	13,727
11	Nov 21	H	W	Washington	107-80	3-2	4-2	7-4	W7	Nowitzki	30	Nowitzki	14	Stackhouse/Nowitzki	5	Arenas	29	20,080
12	Nov 24	R	W	San Antonio	95-92	3-2	5-2	8-4	W8	Nowitzki	31	Nowitzki	10	Terry	10	Duncan	29	18,797
13	Nov 25	H	W	NO/Okla City	85-73	4-2	5-2	9-4	W9	Nowitzki	28	Diop/Nowitzki	9	Terry	6	Pargo	19	20,315
14	Nov 27	H	W	Minnesota	93-87	5-2	5-2	10-4	W10	Howard/Nowitzki	15	Dampier	11	Harris	4	Garnett	19	19,939
15	Nov 29	H	W	Toronto	117-98	6-2	5-2	11-4	W11	Howard	26	Dampier	14	Johnson	8	Ford/Bosh	18	19,975
16	Dec 1	H	W	Sacramento	109-90	7-2	5-2	12-4	W12	Howard	24	Diop/Nowitzki	10	Johnson	10	Artest	15	20,277
17	Dec 4	R	L	Washington	97-106	7-2	5-3	12-5	L1	Nowitzki	27	Dampier/Nowitzki	9	Stackhouse	6	Arenas	38	14,891
18	Dec 5	R	W	New Jersey	92-75	7-2	6-3	13-5	W1	Nowitzki	26	Nowitzki	13	Terry	7	Carter	20	16,794
19	Dec 7	H	L	Detroit	82-92	7-3	6-3	13-6	L1	Nowitzki	29	Howard	12	Harris	4	Prince	20	20,152
20	Dec 9	H	W	Denver	105-90	8-3	6-3	14-6	W1	Howard	30	Howard	11	Harris/Terry	6	Anthony/JR Smith	18	20,343
21	Dec 11	R	L	Utah	79-101	8-3	6-4	14-7	L1	Nowitzki	26	Nowitzki	10	Harris	3	Boozer	31	19,911
22	Dec 13	H	W	L.A. Lakers	110-101	9-3	6-4	15-7	W1	Howard	29	Nowitzki	14	Terry	9	Bryant	33	20,424
23	Dec 15	H	W	Philadelphia	93-79	10-3	6-4	16-7	W2	Terry	18	Dampier/Howard	8	Nowitzki	5	Iguodala	17	20,219
24	Dec 16	R	W	NO/Okla City	90-79	10-3	7-4	17-7	W3	Howard	23	Nowitzki	10	Terry	6	Paul	30	16,331
25	Dec 18	R	W	Sacramento	109-91	10-3	8-4	18-7	W4	Nowitzki	29	Nowitzki	13	Harris/Terry	6	Miller	19	17,317
26	Dec 20	R	W	Seattle	103-95	10-3	9-4	19-7	W5	Dampier	22	Dampier	16	Terry	6	Ridnour	21	16,867
27	Dec 22	H	W	L.A. Clippers	115-83	11-3	9-4	20-7	W6	Howard	25	Nowitzki	12	Terry	7	Maggette	19	20,311
28	Dec 26	H	W	Charlotte	97-84	12-3	9-4	21-7	W7	Howard	27	Dampier	10	Terry	7	Morrison	17	20,423
29	Dec 28	H	W	Phoenix	101-99	13-3	9-4	22-7	W8	Terry	35	Howard	12	Terry	8	Stoudemire	25	20,483
30	Dec 30	H	W	NO/Okla City	94-80	14-3	9-4	23-7	W9	Terry	25	Dampier	9	Terry	6	M. Jackson	22	20,433
31	Dec 31	R	W	Denver	89-85	14-3	10-4	24-7	W10	Howard	28	Howard	17	Terry	6	Iverson	28	18,423
32	Jan 2	H	W	Seattle	112-88	15-3	10-4	25-7	W11	Nowitzki	31	Nowitzki	15	Terry	5	Allen	27	20,245
33	Jan 4	H	W	Indiana	100-91	16-3	10-4	26-7	W12	Howard	25	Howard	11	Harris	5	Harrington	24	20,398
34	Jan 5	R	W	San Antonio	90-85	16-3	11-4	27-7	W13	Nowitzki	36	Howard	11	Terry	8	Ginobili	25	18,797
35	Jan 7	R	L	L.A. Lakers	98-101	16-3	11-5	27-8	L1	Nowitzki	29	Nowitzki	13	Terry	7	Bryant	26	18,997
36	Jan 9	R	W	Utah	108-105	16-3	12-5	28-8	W1	Nowitzki	38	Howard	9	Terry	6	Boozer	29	19,911
37	Jan 10	H	W	Portland	99-74	17-3	12-5	29-8	W2	Terry	20	Dampier	10	Nowitzki	5	Randolph	21	20,256
38	Jan 12	R	W	Indiana	115-113 (ot)	17-3	13-5	30-8	W3	Nowitzki	43	Nowitzki	12	Terry	7	O'Neal	26	15,923
39	Jan 14	R	W	Toronto	97-96	17-3	14-5	31-8	W4	Nowitzki	38	Nowitzki	11	3 Tied With	5	Bosh	24	19,800
40	Jan 16	H	W	Houston	109-96	18-3	14-5	32-8	W5	Nowitzki	30	Nowitzki	10	Terry	8	McGrady	45	20,332
41	Jan 18	H	W	L.A. Lakers	114-95	19-3	14-5	33-8	W6	Howard	29	Howard	11	Terry	13	Bryant	26	20,446
42	Jan 21	R	W	Miami	99-93	19-3	15-5	34-8	W7	Howard	25	Dampier/Nowitzki	11	Terry	11	Wade	31	20,195
43	Jan 23	R	W	Orlando	111-95	19-3	16-5	35-8	W8	Nowitzki	33	Nowitzki	10	Nowitzki	8	Nelson	23	17,451
44	Jan 25	R	L	Chicago	85-96	19-3	16-6	35-9	L1	Nowitzki	28	Nowitzki	11	Terry	6	Gordon	30	21,822
45	Jan 27	H	W	Sacramento	106-104	20-3	16-6	36-9	W1	Nowitzki	32	Nowitzki	11	Terry	7	Artest	25	20,487
46	Jan 30	H	W	Seattle	122-102	21-3	16-6	37-9	W2	Croschere	34	Croschere	7	Harris/Stackhouse	4	Allen	35	20,326
47	Jan 31	R	W	Memphis	95-94	21-3	17-6	38-9	W3	Nowitzki	26	Nowitzki	11	Terry	6	Miller	32	14,762
48	Feb 3	H	W	Minnesota	94-93	22-3	17-6	39-9	W4	Howard/Terry	22	Diop	12	Harris	6	Garnett	25	20,467
49	Feb 7	H	W	Memphis	113-97	23-3	17-6	40-9	W5	Nowitzki	38	Nowitzki	10	Harris	8	Gasol	29	20,263
50	Feb 9	H	W	Houston	95-74	24-3	17-6	41-9	W6	Howard	22	Diop	14	Stackhouse	5	McGrady	20	20,445
51	Feb 11	R	W	Philadelphia	106-89	24-3	18-6	42-9	W7	Nowitzki	24	Nowitzki	11	Terry	11	Iguodala	21	13,673
52	Feb 13	R	W	Milwaukee	99-93	24-3	19-6	43-9	W8	Nowitzki	38	Nowitzki	11	Terry	10	Patterson	20	16,514
53	Feb 15	R	W	Houston	80-77	24-3	20-6	44-9	W9	Nowitzki	26	Howard	11	Howard/Stackhouse	3	McGrady	27	18,270
54	Feb 22	H	W	Miami	112-100	25-3	20-6	45-9	W10	Nowitzki	31	Nowitzki	11	Nowitzki	6	Posey/O'Neal	17	20,448
55	Feb 24	H	W	Denver	115-95	26-3	20-6	46-9	W11	Nowitzki	31	Nowitzki	11	Nowitzki	8	Anthony	34	20,455
56	Feb 26	H	W	Atlanta	110-87	27-3	20-6	47-9	W12	Nowitzki	27	Nowitzki	8	Stackhouse	9	J. Johnson	29	20,245
57	Feb 27	R	W	Minnesota	91-85	27-3	21-6	48-9	W13	Nowitzki	23	Nowitzki	14	Terry	7	Garnett/Davis	15	13,326
58	Mar 1	H	W	Cleveland	95-92	28-3	21-6	49-9	W14	Nowitzki	24	Nowitzki	11	Nowitzki	7	James	39	20,428
59	Mar 3	H	W	Orlando	103-98	29-3	21-6	50-9	W15	Terry	29	Nowitzki	9	Terry	15	Howard	25	20,468
60	Mar 6	H	W	New Jersey	102-89	30-3	21-6	51-9	W16	Terry	24	Dampier	14	Howitzki	5	Carter	32	20,360
61	Mar 11	R	W	L.A. Lakers	108-72	30-3	22-6	52-9	W17	Howard	24	Diop	13	Harris	4	Bryant	25	18,997
62	Mar 12	R	L	Golden State	100-117	30-3	22-7	52-10	L1	Harris/Terry	16	Croschere	13	Harris	5	Pietrus	20	18,377
63	Mar 14	H	L	Phoenix	127-129 (2ot)	30-4	22-7	52-11	L2	Stackhouse	33	Nowitzki	16	Nowitzki	6	Stoudemire	41	20,525
64	Mar 16	H	W	Boston	106-101	31-4	22-7	53-11	W1	Howard/Nowitzki	30	Nowitzki	12	Nowitzki	4	Pierce	29	20,428
65	Mar 18	R	W	Detroit	92-88	31-4	23-7	54-11	W2	Nowitzki	28	Nowitzki	12	Terry	6	Murray	18	22,076
66	Mar 20	R	W	New York	92-77	31-4	24-7	55-11	W3	Howard/Nowitzki	24	Dampier	13	Terry	6	Curry	22	19,763
67	Mar 21	R	W	Cleveland	98-90	31-4	25-7	56-11	W4	Nowitzki	23	Dampier/Nowitzki	9	3 Tied With	6	James	31	20,562
68	Mar 23	R	W	Boston	109-95	31-4	26-7	57-11	W5	Terry	29	Diop/Howard	11	3 Tied With	6	Pierce	30	18,113
69	Mar 25	R	W	Atlanta	104-97	31-4	27-7	58-11	W6	Howard/Nowitzki	28	Diop	9	Stackhouse	8	Smith/Childress	21	19,322
70	Mar 27	R	W	NO/Okla City	105-89	31-4	28-7	59-11	W7	Howard	25	Howard	10	Terry/Stackhouse	7	Pargo	23	19,164
71	Mar 28	H	W	Milwaukee	105-103	32-4	28-7	60-11	W8	Terry	27	Dampier	10	Harris	5	Redd	34	20,398
72	Mar 30	H	W	New York	105-103	33-4	28-7	61-11	W9	Nowitzki	30	Dampier	10	Harris/Stackhouse	6	Marbury	43	20,468
73	Apr 1	R	L	Phoenix	104-126	33-4	28-8	61-12	L1	Howard	28	Howard	7	Nowitzki	6	Barbosa	29	18,422
74	Apr 3	R	W	Sacramento	97-93	33-4	29-8	62-12	W1	Howard	29	George/Howard	8	Terry/Stackhouse	5	Artest	25	17,317
75	Apr 6	R	L	Denver	71-75	33-4	29-9	62-13	L1	Nowitzki	22	Dampier	13	Harris	5	Anthony	23	19,752
76	Apr 7	H	W	Portland	86-74	34-4	29-9	63-13	W1	Terry	29	Diop/Croschere	10	Harris	4	Jack	18	20,573
77	Apr 9	H	W	L.A. Clippers	96-86	35-4	29-9	64-13	W2	Nowitzki	26	Diop	9	Terry	6	Maggette	24	20,402
78	Apr 11	R	W	Minnesota	105-88	35-4	30-9	65-13	W3	Croschere	19	Diop	15	Terry	6	Reed	17	13,671
79	Apr 13	H	L	Utah	89-104	35-5	30-9	65-14	L1	Nowitzki	23	Diop/Nowitzki	4	Harris	8	Boozer	32	20,411
80	Apr 15	H	W	San Antonio														



2005-2006

TOP ROW L-R GREG DREILING, DIONNE CALHOUN, CASEY SMITH, JOE PRUNTY, BERNARD GRIFFITH, DEL HARRIS, BRAD DAVIS, LARRY RILEY, ROBERT HACKETT, AL WHITLEY, GARY BOREN, ROLANDO BLACKMAN

MIDDLE ROW L-R JERRY STACKHOUSE, JOSH POWELL, DJ MBENGA, ERICK DAMPIER, PAVEL PODKOLZIN, KEITH VAN HORN, DIRK NOWITZKI, DESAGANA DIOP, JOSH HOWARD

BOTTOM ROW L-R MARQUIS DANIELS, ADRIAN GRIFFIN, DARRELL ARMSTRONG, HEAD COACH AVERY JOHNSON, OWNER MARK CUBAN, JASON TERRY, DEVIN HARRIS, RAWLE MARSHALL

SEASON NOTEBOOK

Won 60, lost 22 (second, Southwest)...the Mavericks entered the playoffs as the fourth seed and after victories over Memphis and San Antonio, respectively, the Mavs faced Phoenix in the Western Conference Finals...Dallas earned the right to play Miami in the NBA Finals with a six-game series win over the Suns...the first-time Western Conference Champs won the first two games of the Finals at home, then lost four straight to Miami to surrender the title...since the NBA adopted the 2-3-2 Finals format in 1985, the Mavs were the 10th team to win the first two games at home...the previous nine teams won the championship, while Dallas became just the third team in Finals history to drop the series after leading 2-0...for his efforts in his first full season as head coach of the Mavs, Avery Johnson was named the NBA's Coach of the Year...meanwhile, Dirk Nowitzki was named All-NBA First Team for the second consecutive season...the Mavs' 60-22 record tied for the best in franchise history...at home, Dallas went 34-7 overall and won 27 of their final 31 home games...along with the Spurs, the Mavs became the only other team to have won 50+ games in each of the previous six seasons.

	G	GS	MIN	FG	FGA	PCT	3FG	3FGA	PCT	FT	FTA	PCT	OFF	DEF	TOT	AST	PF	DQ	STL	TO	BLK	PTS	AVG
Nowitzki	81	81	3089	751	1564	.480	110	271	.406	539	598	.901	115	613	728	226	164	1	58	156	83	2151	26.6
Terry	80	80	2798	516	1099	.470	171	416	.411	168	210	.800	31	127	158	306	196	1	100	135	27	1371	17.1
Howard	59	58	1915	350	743	.471	27	63	.429	196	267	.734	123	248	371	111	167	2	68	79	26	923	15.6
Stackhouse	55	11	1525	242	603	.401	36	130	.277	195	221	.882	32	121	153	160	96	1	37	121	10	715	13.0
Daniels	62	29	1766	246	512	.480	4	19	.211	138	183	.754	81	143	224	172	143	2	67	100	13	634	10.2
Harris	56	4	1275	190	405	.469	5	21	.238	169	236	.716	26	99	125	177	121	2	53	84	16	554	9.9
Van Horn	53	0	1090	164	387	.424	50	136	.368	94	113	.832	54	138	192	37	121	1	31	71	11	472	8.9
Dampier	82	36	1934	171	347	.493	0	0	—	127	215	.591	273	367	640	51	263	3	27	115	106	469	5.7
Griffin	52	45	1245	98	204	.480	0	2	.000	41	53	.774	75	152	227	89	113	1	51	39	9	237	4.6
Christie	7	7	185	9	26	.346	0	1	.000	8	12	.667	2	11	13	14	10	0	9	6	1	26	3.7
Marshall	23	9	241	24	60	.400	1	3	.333	22	29	.759	8	23	31	10	17	0	8	15	7	71	3.1
Podkolzin	1	0	18	0	2	.000	0	0	—	3	6	.500	0	7	7	0	0	0	0	2	1	3	3.0
Powell	37	2	429	37	81	.457	0	0	—	36	45	.800	28	53	81	9	52	0	7	22	4	110	3.0
Diop	81	45	1510	75	154	.487	1	2	.500	39	72	.542	145	229	374	23	253	3	44	36	146	190	2.3
Armstrong	62	2	622	43	128	.336	11	48	.229	33	42	.786	18	63	81	86	71	0	27	58	3	130	2.1
Mbenga	43	1	237	32	60	.533	0	1	.000	10	20	.500	19	37	56	2	47	0	6	16	25	74	1.7
Mavericks	82	-	19880	2948	6375	.462	416	1113	.374	1818	2322	.783	1030	2431	3461	1473	1834	17	593	1112	488	8130	99.1
Opponents	82	-	19880	2801	6319	.443	404	1120	.361	1626	2163	.752	935	2209	3144	1433	1958	13	536	1151	400	7632	93.1

**CONTENT****THE ORGANIZATION****PLAYERS****THE NBA****HISTORY****RECORDS****PLAYOFFS****MEDIA****REVIEW**

No	Date	H-R	W-L	Opponent	Score				Sk	Dallas			Dallas			Opponent			Pt	Attend
					Dal-Opp	Home	Road	Total		Hi Scorer	Pt	Hi Rebr	Rb	Hi Assists	Ast	Hi Scorer	Pt			
1	Nov 1	R	W	Phoenix	111-108(2ot)	0-0	1-0	1-0	W1	Nowitzki	28	Nowitzki	15	Armstrong	5	Nash	30	17,961		
2	Nov 2	R	L	Utah	82-93	0-0	1-1	1-1	L1	Terry	21	Van Horn	11	Van Horn	3	Okur	27	18,249		
3	Nov 5	H	W	San Antonio	103-84	1-0	1-1	2-1	W1	Nowitzki	34	Howard	12	Terry	8	Parker	24	20,468		
4	Nov 9	R	L	Philadelphia	97-112	1-0	1-2	2-2	L1	Van Horn	19	Van Horn	13	Howard	6	Iverson	25	13,392		
5	Nov 11	R	W	Charlotte	98-88	1-0	2-2	3-2	W1	Nowitzki	23	Nowitzki	16	Nowitzki	4	Ely	14	18,130		
6	Nov 12	R	W	NO/Okla City	109-103	1-0	3-2	4-2	W2	Nowitzki	30	Diop	5	Harris	5	Paul	26	19,163		
7	Nov 15	H	W	Denver	83-80	2-0	3-2	5-2	W3	Nowitzki	35	Diop	16	Harris	8	Anthony	24	20,189		
8	Nov 17	H	W	Atlanta	87-78	3-0	3-2	6-2	W4	Howard	25	Nowitzki	13	Harris/Daniels	4	Pachulia	21	20,148		
9	Nov 19	H	W	Detroit	119-82	4-0	3-2	7-2	W5	Howard	26	Dampier	14	Daniels	6	Hamilton	28	20,337		
10	Nov 22	H	W	Houston	102-93	5-0	3-2	8-2	W6	Nowitzki	31	Howard	11	Terry	5	Head	18	20,304		
11	Nov 25	R	W	Miami	103-90	5-0	4-2	9-2	W7	Howard	25	Howard	11	Terry	10	Williams	24	20,246		
12	Nov 26	H	L	Memphis	92-112	5-1	4-2	9-3	L1	Nowitzki	27	Howard/Nowitzki	9	Daniels	3	Gasol	26	20,135		
13	Nov 28	R	W	Toronto	93-91	5-1	5-2	10-3	W1	Nowitzki	29	Nowitzki/Dampier	11	Terry	6	Bosh	36	15,789		
14	Nov 29	R	L	Milwaukee	111-113(ot)	5-1	5-3	10-4	L1	Terry	37	Nowitzki	12	Daniels	4	Simmons	26	14,996		
15	Dec 1	H	L	San Antonio	90-92	5-2	5-3	10-5	L2	Daniels	24	Diop/Nowitzki	9	Nowitzki	6	Parker	30	20,076		
16	Dec 3	H	W	NO/Okla City	97-88	6-2	5-3	11-5	W1	Nowitzki	30	Diop/Nowitzki	8	Harris/Daniels	5	Paul	25	19,651		
17	Dec 5	R	W	Chicago	102-94	6-2	6-3	12-5	W2	Nowitzki	35	Griffin	12	Harris	10	Gordon	26	21,733		
18	Dec 6	R	W	Indiana	84-75	6-2	7-3	13-5	W3	Nowitzki	31	Nowitzki	11	Harris	5	O'Neal	25	14,627		
19	Dec 9	R	W	Memphis	90-83	6-2	8-3	14-5	W4	Nowitzki	35	Dampier	11	Harris	8	Miller	19	17,176		
20	Dec 10	H	W	Boston	103-94	7-2	8-3	15-5	W5	Nowitzki	24	Griffin	10	Tied With	4	Pierce	28	20,156		
21	Dec 12	H	L	L.A. Lakers	106-109	7-3	8-3	15-6	L1	Nowitzki	27	Nowitzki	15	Terry	5	Bryant	43	19,680		
22	Dec 14	H	W	Phoenix	102-96	8-3	8-3	16-6	W1	Nowitzki	29	Howard	18	Harris/Terry	4	Marion	23	19,731		
23	Dec 16	H	W	Orlando	109-103(ot)	9-3	8-3	17-6	W1	Nowitzki	31	Griffin	9	Nowitzki	5	Hill	28	19,876		
24	Dec 18	H	W	Minnesota	102-95	10-3	8-3	18-6	W2	Howard	23	Dampier	8	Harris	6	Szczerbiak	28	20,134		
25	Dec 20	R	L	L.A. Lakers	90-112	10-3	8-4	18-7	L1	Harris/Nowitzki	18	Nowitzki	11	Griffin/Nowitzki	3	Bryant	62	18,997		
26	Dec 22	R	W	Sacramento	105-95	10-3	9-4	19-7	W1	Nowitzki	37	Howard	13	Howard	6	Bibby	22	17,317		
27	Dec 23	R	W	Seattle	101-98	10-3	10-4	20-7	W2	Nowitzki	34	Nowitzki	13	Nowitzki	7	Radmanovic	20	16,211		
28	Dec 26	H	W	Indiana	102-80	11-3	10-4	21-7	W3	Nowitzki	23	Dampier	14	Harris	5	O'Neal	15	20,337		
29	Dec 30	H	L	Golden State	109-111	11-4	10-4	21-8	L1	Nowitzki	24	Dampier	11	Daniels	7	Davis	34	20,348		
30	Dec 31	R	W	NO/Okla City	95-90	11-4	11-4	22-8	W1	Nowitzki	24	Nowitzki	10	Nowitzki	5	West	18	19,170		
31	Jan 3	H	W	Portland	95-81	12-4	11-4	23-8	W2	Nowitzki/Terry	22	Howard	10	Terry	7	P'erson/R'dolph	19	20,018		
32	Jan 4	R	L	Minnesota	78-91	12-4	11-5	23-9	L1	Nowitzki	23	Dampier	10	Tied With	2	Garnett	23	15,702		
33	Jan 6	R	W	Denver	114-112(ot)	12-4	12-5	24-9	W1	Nowitzki/Terry	27	Nowitzki	10	Terry	7	Anthony	28	18,256		
34	Jan 7	H	W	Minnesota	83-79	13-4	12-5	25-9	W2	Nowitzki	26	Howard/Dampier	10	Terry	4	Garnett	26	20,151		
35	Jan 9	R	W	Boston	104-102	13-4	13-5	26-9	W3	Terry	30	Diop/Nowitzki	7	Griffin	5	Pierce	32	15,064		
36	Jan 11	R	L	New York	115-117(ot)	13-4	13-6	26-10	L1	Nowitzki	32	Howard	9	Terry	5	Marbury	28	17,469		
37	Jan 14	H	W	New Jersey	110-77	14-4	13-6	27-10	W1	Howard	29	Diop	7	Harris	7	Kidd	19	20,367		
38	Jan 16	H	W	Milwaukee	114-95	15-4	13-6	28-10	W2	Nowitzki	35	Howard	11	Terry	5	Redd	29	19,935		
39	Jan 18	R	W	Houston	103-76	15-4	14-6	29-10	W3	Nowitzki	29	Dampier	8	Stackhouse	6	Alston	17	15,966		
40	Jan 20	R	W	L.A. Clippers	101-81	15-4	15-6	30-10	W4	Nowitzki	26	Dampier	12	Stackhouse	6	Cassell	23	17,883		
41	Jan 22	R	W	Portland	95-89(ot)	15-4	16-6	31-10	W5	Stackhouse	29	Dampier	10	Howard	4	Randolph	23	13,042		
42	Jan 25	R	W	Golden State	102-93	15-4	17-6	32-10	W6	Stackhouse	23	Griffin	10	Terry	5	Davis	26	16,842		
43	Jan 26	R	W	Seattle	104-97	15-4	18-6	33-10	W7	Nowitzki	29	Nowitzki	12	Terry	4	Lewis	36	15,891		
44	Jan 28	H	W	Utah	103-89	16-4	18-6	34-10	W8	Howard	24	Diop	6	Terry/S'house	4	Brown	18	20,394		
45	Jan 31	H	W	Chicago	98-94	17-4	18-6	35-10	W9	Howard	22	Howard	9	Terry	5	Hinrich	28	19,567		
46	Feb 1	R	W	Memphis	81-80	17-4	19-6	36-10	W10	Howard	19	Nowitzki	12	Howard/Terry	3	Gasol	26	15,817		
47	Feb 4	H	W	Seattle	110-91	18-4	19-6	37-10	W11	Howard	23	Dampier	14	Stackhouse	7	Allen	17	20,369		
48	Feb 7	H	W	L.A. Lakers	102-87	19-4	19-6	38-10	W12	Nowitzki	26	Nowitzki	12	Harris/Howard	4	Cook	28	20,379		
49	Feb 9	H	W	Miami	112-76	20-4	19-6	39-10	W13	Nowitzki	27	Dampier	11	Terry	7	O'Neal	23	20,273		
50	Feb 10	R	L	Denver	104-113	20-4	19-7	39-11	L1	Van Horn	21	Nowitzki	8	Terry	10	Martin	34	18,853		
51	Feb 13	H	W	New York	100-72	21-4	19-7	40-11	W1	Nowitzki	21	Dampier	12	Terry	5	J. Rose	13	19,749		
52	Feb 15	H	W	Washington	103-97	22-4	19-7	41-11	W2	Howard	26	Dampier	9	Daniels	5	Butler	27	19,714		
53	Feb 21	H	W	L.A. Clippers	93-91	23-4	19-7	42-11	W3	Howard	23	Nowitzki	10	Griffin/Terry	4	Brand	20	19,584		
54	Feb 23	H	W	Memphis	97-87	24-4	19-7	43-11	W4	Nowitzki	31	Dampier	10	Terry	6	Jackson/Gasol	18	19,912		
55	Feb 25	H	W	Toronto	115-113(ot)	25-4	19-7	44-11	W5	Nowitzki	32	Nowitzki	11	Stackhouse	8	Bosh	29	19,791		
56	Feb 27	H	W	Philadelphia	104-92	26-4	19-7	45-11	W6	Nowitzki	32	Nowitzki	13	Daniels	8	Iverson	29	20,425		
57	Mar 2	R	L	San Antonio	99-98	26-4	19-8	45-12	L1	Nowitzki/Terry	23	Nowitzki	11	Tied With	2	Parker	23	18,797		
58	Mar 3	H	W	Charlotte	90-76	27-4	19-8	46-12	W1	Nowitzki	26	Dampier	14	Daniels	8	Wallace	14	20,075		
59	Mar 5	H	L	Phoenix	107-115	27-5	19-8	46-13	L1	Nowitzki	25	Dampier	11	Nowitzki	5	Nash	25	20,340		
60	Mar 7	H	W	Portland	93-87	28-5	19-8	47-13	W1	Terry	26	Nowitzki	10	Harris/Nowitzki	4	Randolph	33	20,216		
61	Mar 9	R	W	Portland	109-92	28-5	20-8	48-13	W2	Nowitzki	33	Nowitzki	10	Harris	7	Randolph	29	15,433		
62	Mar 11	R	W	Utah	90-87	28-5	21-8	49-13	W3	Nowitzki	34	Nowitzki	9	Nowitzki	5	Okur	32	19,790		
63	Mar 12	R	L	Sacramento	80-85	28-5	21-9	49-14	L1	Nowitzki	24	Nowitzki	13	Nowitzki/Terry	5	Miller	17	17,317		
64	Mar 14	H	W	Cleveland	91-87	29-5	21-9	50-14	W1	Nowitzki	30	Nowitzki/Dampier	13	Nowitzki	6	James	36	20,425		
65	Mar 15	R	W	Houston	95-81	29-5	22-9	51-14	W2	Nowitzki	30	Nowitzki	11	Terry	4	Yao	36	18,222		
66	Mar 17	R	W	Washington	104-94	29-5	23-9	52-14	W3	Nowitzki/Terry	25	Nowitzki	13	Daniels	8	Arenas	26	18,954		
67	Mar 19	R	L	New Jersey	89-100	29-5	23-10	52-15	L1	Nowitzki	37	Nowitzki	8	Terry/S'house	5	Jefferson	28	18,883		
68	Mar 21	H	W	Houston	88-72	30-5	23-10	53-15	W1	Nowitzki	28	Dampier	9	Stackhouse	5	Head	16	20,283		
69	Mar 23	H	L	Golden State	121-122	30-6	23-10	53-16	L1	Richardson	51	Dampier	10	Terry	7	Richardson	40	20,165		
70	Mar 25	R	W	Atlanta	98-83	30-6	24-10	54-16	W1	Nowitzki	27	Nowitzki	13	Daniels/Terry	3	Harrington	19	18,729		
71	Mar 28	R	L	Detroit	90-97	30-6	24-11	54-17	L1	Nowitzki/S'house	25	Nowitzki	11	Terry	7	Billups	31	22,076		
72	Mar 29	R	L	Cleveland	94-107	30-6	24-12	54-18	L2	Nowitzki	29	Dampier	6	Terry	4	James	46	19,401		
73	Mar 31	R	L	Orlando	99-108	30-6	24-13	54-19	L3	Nowitzki	38	Nowitzki	15	Stackhouse	5	Nelson	27	17,283		
74	Apr 2	H	W	Denver	103-79	31-6	24-13	55-19	W1	Nowitzki	30	Nowitzki	12	Nowitzki/Terry	4	Anthony	25	20,251		
75	Apr 4	H	W	Sacramento	127-101	32-6	24-13	56-19	W2	Nowitzki	29	Howard/Dampier	8	Terry	8	Wells	30	20,128		
76	Apr 7	R	W	San Antonio	92-86	32-6	25-13	57-19	W3	Nowitzki	30	Howard/Nowitzki	10	Terry	4	Ginobili	22	18,797		
77	Apr 8	H	W	NO/Okla City	101-77	33-6	25-13	58-19	W4	Nowitzki	20	Dampier	10	Stackhouse	8	Butler	14	20,336		
78	Apr 10	H	W	L.A. Clippers	75-73	33-6	26-13	59-19	W5	Nowitzki	20	Nowitzki	14	Daniels/S'house	4	Kaman	22	17,691		
79	Apr 12	R	L	Golden State	102-114	33-6	26-14	59-20	L1	Nowitzki	29									



2004-2005

TOP ROW L-R KELVIN UPSHAW, MARK BRYANT, GARY BOREN, LARRY RILEY, PRESIDENT/CEO TERDEMA USSERY, GREG DREILING, PAUL MOKESKI, HEAD COACH AVERY JOHNSON, DEL HARRIS, ROLANDO BLACKMAN, CHARLIE PARKER, HUBERT DAVIS, DON KALKSTEIN

MIDDLE ROW L-R OWNER MARK CUBAN, ERICK DAMPIER, DIRK NOWITZKI, PAVEL PODKOLZIN, SHAWN BRADLEY, KEITH VAN HORN, DJ MBENGA, ALAN HENDERSON, JOSH HOWARD, BRAD DAVIS

BOTTOM ROW L-R ASSISTANT ATHLETIC TRAINER DIONNE CALHOUN, HEAD ATHLETIC TRAINER CASEY SMITH, JERRY STACKHOUSE, JASON TERRY, DEVIN HARRIS, MICHAEL FINLEY, DARRELL ARMSTRONG, MARQUIS DANIELS, AL WHITLEY, ROBERT HACKETT. NOT PICTURED: TARIQ ABDUL-WAHAD

SEASON NOTEBOOK

Won 58, lost 24 (second, Southwest)...the Mavericks were eliminated in the Western Conference Semifinals by Phoenix...in the first-round of the playoffs, Dallas overcame an 0-2 deficit to defeat Houston...the Mavericks won Game 7 over the Rockets by 40 points, the largest margin of victory in any Game 7 in NBA history...on 3/19, Don Nelson resigned and Avery Johnson was named his successor...Johnson finished the season with a 16-2 mark, including nine straight wins to close the season and was named Western Conference Coach of the Month for April...Dallas finished the season with a 29-12 road mark, the best in franchise history...Dirk Nowitzki finished third in MVP voting and became the first Maverick to be named All-NBA First Team...he also became the first player to be named to the first team who did not attend an American high school or university...the Mavericks ranked fourth in the NBA in steals, which is the highest Dallas ever ranked in that category...the Mavericks led the league in defending the 3-pointer...Devin Harris was named Western Conference Rookie of the Month for November.

	G	GS	MIN	FG	FGA	PCT	3FG	3FGA	PCT	FT	FTA	PCT	OFF	DEF	TOT	AST	PF	DQ	STL	TO	BLK	PTS	AVG
Nowitzki	78	78	3020	663	1445	.459	91	228	.399	615	708	.869	96	661	757	240	219	1	97	176	119	2032	26.1
Finley	64	64	2358	387	907	.427	116	285	.407	113	136	.831	45	217	262	169	123	0	48	60	18	1003	15.7
Stackhouse	56	7	1617	274	662	.414	32	120	.267	253	298	.849	38	145	183	127	104	0	53	106	10	833	14.9
Howard	76	76	2446	377	793	.475	34	115	.296	170	232	.733	169	315	484	109	211	3	116	122	49	958	12.6
Terry	80	57	2401	372	743	.501	103	245	.420	146	173	.844	38	150	188	429	177	0	109	147	15	993	12.4
Van Horn (Tot)	62	16	1502	257	564	.456	54	142	.380	128	157	.815	89	205	294	75	170	2	36	81	21	696	11.2
Van Horn (Dal)	29	3	684	129	279	.462	24	64	.375	72	92	.783	34	95	129	34	88	1	15	34	10	354	12.2
Dampier	59	56	1609	202	367	.550	0	3	.000	138	228	.605	183	318	501	51	205	2	15	102	80	542	9.2
Daniels	60	17	1412	220	504	.437	7	35	.200	98	133	.737	87	129	216	128	124	0	83	86	14	545	9.1
Harris	76	19	1173	157	366	.429	44	131	.336	78	103	.757	28	74	102	169	139	0	77	82	19	436	5.7
Armstrong (Tot)	66	16	988	89	277	.321	28	111	.252	58	68	.853	35	80	115	178	92	2	45	67	8	264	4.0
Armstrong (Dal)	52	7	576	36	118	.305	11	41	.268	39	47	.830	19	48	67	113	62	1	30	39	6	122	2.3
Henderson	78	10	1203	116	220	.527	0	2	.000	41	76	.539	164	184	348	2	149	1	29	49	37	273	3.5
Bradley	77	14	885	84	186	.452	0	0	—	43	63	.683	70	144	214	15	153	1	25	33	63	211	2.7
Booth	34	1	262	34	79	.430	0	1	.000	14	16	.875	16	42	58	4	55	0	11	8	16	82	2.4
Dickau	4	0	16	1	8	.125	1	3	.333	2	3	.667	0	1	1	1	0	0	1	0	5	1.3	
Mbenga	15	1	58	6	14	.429	0	0	—	3	4	.750	3	5	8	0	13	0	0	5	5	15	1.0
Podkolzin	5	0	10	0	0	—	0	0	—	1	2	.500	0	2	2	0	4	0	0	2	0	1	0.2
Mavericks	82	-	19730	3058	6691	.457	463	1273	.364	1826	2314	.789	990	2530	3520	1610	1827	10	708	1102	461	8405	102.5
Opponents	82	-	19730	2941	6712	.438	451	1366	.330	1601	2123	.754	1072	2467	3539	1714	1899	13	584	1278	399	7934	96.8

**CONTENT****THE ORGANIZATION****PLAYERS****THE NBA****HISTORY****RECORDS****PLAYOFFS****MEDIA****REVIEW**

No	Date	H-R	W-L	Opponent	Score				Total Record	Sk	Dallas		Pt	Dallas		Opponent	Pt	Attend	
					Dal-Opp	Home Record	Road Record	Record			Hi Scorer	Hi Rebr		Rb	Hi Assists				Ast
1	Nov 2	H	W	Sacramento	107-98	1-0	0-0	1-0	W1	Nowitzki	33	33	Nowitzki	10	Harris	7	Miller	24	20,041
2	Nov 3	A	W	New Orleans	106-91	1-0	1-0	2-0	W2	Mf/Dn/Js	19	19	Dampier	8	Terry/Nowitzki	5	B. Davis	25	17,682
3	Nov 6	H	W	Memphis	112-88	2-0	1-0	3-0	W3	Finley	23	23	Dampier	18	Howard	4	Gasol	18	19,796
4	Nov 8	H	W	Golden State	101-98(ot)	3-0	1-0	4-0	W4	Nowitzki	25	25	Howard	13	5 Tied With	2	Richardson	25	19,527
5	Nov 9	A	L	Orlando	84-94	3-0	1-1	4-1	L1	Nowitzki	20	20	Dampier	13	Stackhouse	3	Turkoglu	19	13,155
6	Nov 11	A	W	Miami	113-93	3-0	2-1	5-1	W1	Nowitzki	41	41	Nowitzki	10	Nowitzki	4	O'Neal	22	19,985
7	Nov 13	A	W	New Jersey	94-78	3-0	3-1	6-1	W2	Nowitzki	31	31	Howard	10	Nowitzki	7	Jefferson	28	12,975
8	Nov 14	A	W	Washington	122-113	3-0	4-1	7-1	W3	Nowitzki	32	32	Nowitzki	13	Terry	11	Jamison/Hughes	23	5,420
9	Nov 16	H	L	Phoenix	101-107	3-1	4-1	7-2	L1	Stackhouse	21	21	Nowitzki	16	Harris	6	Stoudemire	34	20,638
10	Nov 19	H	W	New York	103-101	4-1	4-1	8-2	W1	Nowitzki	30	30	Howard	13	Stackhouse	6	Crawford	26	9,258
11	Nov 21	A	L	Denver	82-110	4-1	4-2	8-3	L1	Harris	15	15	Booth/Howard	6	Harris	5	Buckner	28	5,622
12	Nov 22	H	L	Minnesota	82-83	4-2	4-2	8-4	L2	Howard	22	22	Daniels	10	Daniels	5	Ganett	21	19,939
13	Nov 24	A	L	San Antonio	80-94	4-2	4-3	8-5	L3	Nowitzki	23	23	Nowitzki	11	Dh/Md/Jt	2	Duncan	27	18,797
14	Nov 26	H	W	Portland	92-83	5-2	4-3	9-5	W1	Nowitzki	23	23	Nowitzki	14	Daniels/Nowitzki	5	Anderson	23	20,179
15	Nov 27	A	W	Memphis	88-85	5-2	5-3	10-5	W2	Nowitzki	32	32	Nowitzki	18	Terry	4	Miller	20	18,119
16	Nov 30	H	L	San Antonio	89-107	5-3	5-3	10-6	L1	Nowitzki	21	21	Nowitzki	13	Nowitzki	4	Duncan	20	19,455
17	Dec 2	H	W	Houston	113-106(ot)	6-3	5-3	11-6	W1	Nowitzki	53	53	Nowitzki	16	Stackhouse	7	McGrady	48	19,524
18	Dec 4	H	W	Utah	109-86	7-3	5-3	12-6	W2	Nowitzki	30	30	Howard	10	Terry	9	Harpring	22	19,845
19	Dec 6	H	L	Detroit	85-101	7-4	5-3	12-7	L1	Nowitzki	27	27	Dampier	14	Harris	4	Billups	24	19,576
20	Dec 7	A	W	Minnesota	97-87	7-4	6-3	13-7	W1	Nowitzki	34	34	Henderson	15	Armstrong	6	Ganett	32	16,235
21	Dec 9	H	L	Seattle	102-107	7-5	6-3	13-8	L1	Nowitzki	27	27	Dampier	9	Armstrong	4	Lewis	25	19,733
22	Dec 11	A	W	Houston	102-78	7-5	7-3	14-8	W1	Finley	26	26	Nowitzki	14	Armstrong	8	McGrady	15	18,189
23	Dec 13	A	W	Chicago	94-93	7-5	8-3	15-8	W2	Finley	27	27	Howard	10	Daniels	4	Curry	20	16,191
24	Dec 14	H	L	Golden State	107-111	7-6	8-3	15-9	L1	Stackhouse	27	27	Howard	10	Ed/Dn/Jt	2	Robinson	25	19,561
25	Dec 18	H	W	Atlanta	90-68	8-6	8-3	16-9	W1	Nowitzki	15	15	Dampier	13	Terry	4	Walker	13	20,068
26	Dec 21	A	W	New York	123-94	8-6	9-3	17-9	W2	Howard	26	26	Howard	16	Terry	7	Mohammed	14	19,763
27	Dec 22	A	L	Atlanta	100-113	8-6	9-4	17-10	L1	Jh/Dn/Jt	23	23	Dampier	8	Finley/Terry	4	Walker	25	12,765
28	Dec 26	A	W	Denver	102-88	8-6	10-4	18-10	W1	Nowitzki	36	36	Dampier	10	Terry	4	Miller	17	19,099
29	Dec 28	H	W	Boston	113-94	9-6	10-4	19-10	W2	Nowitzki	29	29	Nowitzki	11	Terry	14	Welsch/Pierce	18	20,499
30	Jan 2	H	W	Milwaukee	123-104	10-6	10-4	20-10	W3	Nowitzki	39	39	Howard	13	Terry	10	James	20	20,067
31	Jan 5	H	W	L.A. Lakers	118-104	11-6	10-4	21-10	W4	Terry	28	28	Dampier	13	Terry	5	Bryant	32	20,393
32	Jan 8	H	W	Indiana	121-101	12-6	10-4	22-10	W5	Nowitzki	34	34	Nowitzki	13	Terry	8	O'Neal	32	20,385
33	Jan 12	H	L	Houston	114-124	12-7	10-4	22-11	L1	Nowitzki	28	28	Bradley	8	Stackhouse/Terry	7	McGrady	30	20,365
34	Jan 14	A	L	San Antonio	95-98	12-7	10-5	22-12	L2	Nowitzki	36	36	Nowitzki	14	Finley	3	Duncan	25	17,897
35	Jan 15	H	W	New Jersey	98-93	13-7	10-5	23-12	W1	Nowitzki	26	26	Nowitzki	12	Terry	5	Carter	29	20,270
36	Jan 18	H	W	Washington	137-120	14-7	10-5	24-12	W2	Stackhouse	29	29	Henderson	12	Terry	7	Arenas	43	19,653
37	Jan 20	H	W	L.A. Clippers	99-77	15-7	10-5	25-12	W3	Nowitzki	28	28	Dampier	11	Stackhouse/Terry	5	Brand	24	19,576
38	Jan 21	A	W	Charlotte	105-99	15-7	11-5	26-12	W4	Finley/Nowitzki	20	20	Nowitzki	9	Terry	7	Okafor	24	17,186
39	Jan 23	H	W	Denver	95-93	16-7	11-5	27-12	W5	Nowitzki	35	35	Dampier	14	Stackhouse/Terry	5	Martin	19	19,744
40	Jan 24	A	L	L.A. Clippers	87-97	16-7	11-6	27-13	L1	Nowitzki	22	22	Dampier	14	Terry	8	Brand	23	16,642
41	Jan 26	A	W	Portland	95-88	16-7	12-6	28-13	W1	Nowitzki	24	24	Nowitzki	15	Terry	7	Stoudamire	22	16,402
42	Jan 29	H	L	Philadelphia	89-93	16-8	12-6	28-14	L1	Nowitzki	25	25	Dampier	26	Terry	8	Salmons	19	20,432
43	Feb 1	H	W	Miami	109-104	17-8	12-6	29-14	W1	Stackhouse	24	24	Dampier	14	Terry	8	Wade	29	20,465
44	Feb 2	A	W	New Orleans	90-82	17-8	13-6	30-14	W2	Nowitzki	20	20	Dampier	14	Terry	7	Dickau	18	11,094
45	Feb 4	A	L	Indiana	94-95	17-8	13-7	30-15	L1	Nowitzki	32	32	Dampier	14	Finley/Nowitzki	4	O'Neal	23	16,739
46	Feb 6	A	W	Toronto	122-113	17-8	14-7	31-15	W1	Nowitzki	30	30	Dampier	12	Terry	11	Bosh	29	17,896
47	Feb 8	H	L	Chicago	100-107	17-9	14-7	31-16	L1	Nowitzki	27	27	Dampier/Nowitzki	12	Finley/Terry	6	Deng	30	20,224
48	Feb 11	A	W	Sacramento	115-113	17-9	15-7	32-16	W1	Nowitzki	27	27	Dampier	8	Nowitzki	7	Bibby	25	17,317
49	Feb 13	A	W	Seattle	95-92	17-9	16-7	33-16	W2	Nowitzki	31	31	Dampier	14	Da/Dn/Jt	6	Lewis	17	17,072
50	Feb 15	A	W	Golden State	114-107	17-9	17-7	34-16	W3	Nowitzki	35	35	Nowitzki	11	Da/Dn	5	Richardson	26	15,254
51	Feb 17	A	W	Phoenix	119-113	17-9	18-7	35-16	W4	Finley	33	33	Nowitzki	16	Da/Dn/Jt	4	Stoudemire	31	8,422
52	Feb 23	A	W	Utah	101-83	17-9	19-7	36-16	W5	Nowitzki	29	29	Howard	9	Harris	5	Bell	16	18,521
53	Feb 24	H	W	Sacramento	122-113	18-9	19-7	37-16	W5	Nowitzki	34	34	Nowitzki	11	Daniels	8	Bibby/Mobley	26	0,377
54	Feb 26	H	L	Phoenix	123-124	18-10	19-7	37-17	L1	Terry	27	27	Nowitzki	16	Terry	7	Stoudemire	33	20,435
55	Feb 28	H	W	New Orleans	90-86	19-10	19-7	38-17	W1	Nowitzki	28	28	Nowitzki	11	Armstrong	5	Nailon	14	19,947
56	Mar 2	A	L	L.A. Clippers	92-101	19-10	19-8	38-18	L1	Nowitzki	25	25	Henderson	6	Terry	10	Maggette	34	16,531
57	Mar 4	A	L	L.A. Lakers	103-108	19-10	19-9	38-19	L2	Nowitzki	23	23	Nowitzki	13	Terry	6	Bryant	40	18,997
58	Mar 6	A	L	Houston	69-90	19-10	19-10	38-20	L3	Terry	20	20	Howard/Van Horn	7	Armstrong	4	McGrady	32	18,195
59	Mar 7	H	W	Toronto	113-105	20-10	19-10	39-20	W1	Daniels	32	32	Henderson	11	Terry	6	Peterson	23	19,509
60	Mar 10	H	L	L.A. Lakers	95-100	20-11	19-10	39-21	L1	Nowitzki	25	25	Henderson	17	Terry	6	Bryant	36	20,411
61	Mar 11	A	W	Milwaukee	112-110	20-11	20-10	40-21	W1	Nowitzki	29	29	Nowitzki	9	Terry	5	Redd	33	16,489
62	Mar 13	A	W	Minnesota	102-93	20-11	21-10	41-21	W2	Terry	22	22	Nowitzki	10	Terry	12	Ganett	24	19,420
63	Mar 15	H	L	Minnesota	91-100	20-12	21-10	41-22	L1	Nowitzki	21	21	Nowitzki	15	Terry	7	Ganett	25	20,434
64	Mar 17	H	W	Portland	98-94	21-12	21-10	42-22	W1	Howard	21	21	Howard	11	Terry	7	Abdur-R m/S' mire	20	20,092
65	Mar 19	H	W	Charlotte	104-93	22-12	21-10	43-22	W2	Nowitzki	33	33	Bradley/Finley	10	Terry	9	Bogans	27	20,331
66	Mar 21	H	W	New Orleans	103-86	23-12	21-10	44-22	W3	Nowitzki	25	25	Nowitzki/Van Horn	8	Finley	5	Smith	27	19,997
67	Mar 23	A	W	Golden State	109-97	23-12	22-10	45-22	W4	Nowitzki	29	29	Nowitzki	10	Terry	8	B. Davis/Pietrus	22	16,183
68	Mar 24	A	L	Sacramento	101-109	23-12	22-11	45-23	L1	Nowitzki	35	35	Howard	10	Nowitzki/Terry	5	Stojakovic	38	17,317
69	Mar 26	H	W	Cleveland	117-86	24-12	22-11	46-23	W1	Finley	26	26	Nowitzki	14	Terry	8	James	19	20,435
70	Mar 28	A	W	Detroit	95-88	24-12	23-11	47-23	W2	Howard	24	24	Nowitzki	10	Terry	7	Billups	26	22,076
71	Mar 30	A	W	Boston	112-100	24-12	24-11	48-23	W3	Nowitzki	36	36	Nowitzki	9	Terry	7	Pierce	21	18,624
72	Apr 1	A	W	Philadelphia	100-83	24-12	25-11	49-23	W4	Nowitzki	29	29	Dampier	10	Finley/Nowitzki	4	Jackson/Iverson	22	20,464
73	Apr 3	A	L	Cleveland	80-100	24-12	25-12	49-24	L1	Nowitzki	21	21	Dampier	8	Jh/Dn/Js	3	James	37	20,562
74	Apr 5	H	W	Orlando	114-105	25-12	25-12	50-24	W1	Nowitzki	21	21	Nowitzki	9	Terry	13	Stevenson	29	19,969
75	Apr 7	H	W	San Antonio	104-68	26-12	25-12	51-24	W2	Van Horn	17	17	Nowitzki	8	Harris				



2003-2004

TOP ROW L-R PRESIDENT/CEO TERDEMA USSERY, PAUL MOKESKI, ROLANDO BLACKMAN, DEL HARRIS, GM/HEAD COACH DON NELSON, DONN NELSON, LARRY RILEY, CHARLIE PARKER, DON KALKSTEIN, OWNER MARK CUBAN

MIDDLE ROW L-R BRAD DAVIS, DANNY FORTSON, EDUARDO NAJERA, ANTAWN JAMISON, DIRK NOWITZKI, SHAWN BRADLEY, SCOTT WILLIAMS, ANTOINE WALKER, JOSH HOWARD, ROBERT HACKETT

BOTTOM ROW L-R ASSISTANT ATHLETIC TRAINER STEVE SMITH, HEAD ATHLETIC TRAINER ROGER HINDS, MICHAEL FINLEY, TRAVIS BEST, TONY DELK, JON STEFANSSON, STEVE NASH, MARQUIS DANIELS, DWAYNE WILSON, AL WHITLEY. NOT PICTURED: TARIQ ABDUL-WAHAD

SEASON NOTEBOOK

Won 52, lost 30 (third, Midwest)...the Mavericks were the fifth seed in the Western Conference and lost 4-1 in the first-round of the playoffs to the Sacramento Kings...Dallas finished the regular season with a 36-5 record at home, the best in franchise history...the Mavericks won 10 in a row at American Airlines Center to start the season...with a win on 12/15 vs. Toronto, Head Coach Don Nelson surpassed Pat Riley for second place on the all-time coaching wins list... Dirk Nowitzki earned All-NBA Third Team honors and was selected as an All-Star reserve...Antawn Jamison was named the NBA's Sixth Man of the Year while Marquis Daniels and Josh Howard made the All-Rookie Second Team...on 11/17 vs. Portland, Steve Nash recorded the first triple-double in American Airlines Center history (14 points, 12 assists and 10 rebounds)...Dallas led the league in scoring (105.2 ppg), free throw percentage (79.6%), offensive rebounds (14.4 orpg) and fewest turnovers (12.2 tpg)...on 12/12, Dallas ended a 26-game road losing streak to the Los Angeles Lakers...the last Maverick win against the Lakers in Los Angeles was on 12/12/90.

	G	GS	MIN	FG	FGA	PCT	3FG	3FGA	PCT	FT	FTA	PCT	OFF	DEF	TOT	AST	PF	DQ	STL	TO	BLK	PTS	AVG
Nowitzki	77	77	2915	605	1310	.462	99	290	.341	371	423	.877	90	580	670	207	216	3	92	135	104	1680	21.8
Finley	72	72	2778	514	1159	.443	150	370	.405	164	193	.850	78	247	325	212	118	0	84	83	39	1342	18.6
Jamison	82	2	2376	488	913	.535	16	40	.400	220	294	.748	233	287	520	70	174	2	83	81	30	1212	14.8
Nash	78	78	2612	397	845	.470	104	257	.405	230	251	.916	59	173	232	687	139	0	67	209	8	1128	14.5
Walker	82	82	2840	483	1129	.428	82	305	.269	103	186	.554	198	486	684	369	212	3	65	202	65	1151	14.0
Howard	67	29	1589	229	532	.430	20	66	.303	97	138	.703	149	219	368	97	168	6	69	67	54	575	8.6
Daniels	56	15	1039	203	411	.494	11	36	.306	60	78	.769	66	80	146	116	51	0	53	44	12	477	8.5
Delk	33	11	509	70	184	.380	20	66	.303	37	44	.841	16	43	59	28	46	0	27	17	7	197	6.0
Williams (Tot)	43	21	527	90	186	.484	2	3	.667	16	27	.593	38	94	132	17	95	0	20	16	16	198	4.6
Williams (Dal)	27	11	260	37	85	.435	0	1	.000	7	14	.500	15	45	60	11	50	0	5	10	9	81	3.0
Fortson	56	20	625	71	139	.511	0	0	—	75	92	.815	114	136	250	9	148	0	12	37	11	217	3.9
Bradley	66	5	773	89	188	.473	0	1	.000	41	49	.837	72	101	173	20	130	1	33	17	74	219	3.3
Najera	58	7	720	72	162	.444	2	4	.500	30	46	.652	67	89	156	25	90	1	35	29	19	176	3.0
Best	61	1	762	64	172	.372	3	20	.150	40	46	.870	17	51	68	112	66	0	31	33	4	171	2.8
N'diaye	3	0	7	0	1	.000	0	0	—	0	0	—	0	1	1	0	1	0	1	1	0	0	0.0
Mavericks	82	-	19805	3322	7230	.459	507	1456	.348	1475	1854	.796	1174	2538	3712	1963	1609	16	656	1000	437	8626	105.2
Opponents	82	-	19805	3133	6824	.459	534	1471	.363	1462	1960	.746	1009	2562	3571	1937	1690	11	582	1242	382	8262	100.8

**CONTENT****THE ORGANIZATION****PLAYERS****THE NBA****HISTORY****RECORDS****PLAYOFFS****MEDIA****REVIEW**

No	Date	H-R	W-L	Opponent	Score				Sk	Dallas			Dallas			Opponent		
					Dal-Opp	Home Record	Road Record	Total Record		Hi Scorer	Pt	Hi Rebr	Rb	Hi Assists	Ast	Hi Scorer	Pt	Attend
1	Oct 28	A	L	L.A. Lakers	93-109	0-0	0-1	0-1	L1	Walker/Nowitzki	19	Nowitzki	13	Nash	7	Payton	21	18,997
2	Oct 29	A	W	Golden State	95- 87	0-0	1-1	1-1	W1	Nowitzki	29	Nowitzki	15	Nash	11	Robinson	18	15,816
3	Nov 1	H	W	Utah	127-102	1-0	1-1	2-1	W2	Delk	22	Jamison	10	Nash	7	Stevenson	24	19,923
4	Nov 3	H	W	Miami	103- 93	2-0	1-1	3-1	W3	Nowitzki	30	Walker	9	Nash	11	Haslem	20	19,463
5	Nov 5	A	L	Washington	90-100	2-0	1-2	3-2	L1	Jamison	21	Jamison	9	Finley/Walker	5	Arenas	25	17,455
6	Nov 6	A	L	Toronto	71- 77	2-0	1-3	3-3	L2	Nowitzki	27	Walker	17	Walker	7	Carter	19	17,556
7	Nov 8	A	W	San Antonio	81- 78	2-0	2-3	4-3	W1	Jamison	20	Nowitzki	11	Nash	6	Rose	20	18,797
8	Nov 11	H	W	New Orleans	125- 97	3-0	2-3	5-3	W2	Walker	21	Fortson	11	Nash	11	Davis	25	19,820
9	Nov 13	H	W	Houston	97- 86	4-0	2-3	6-3	W3	Nowitzki	23	Walker	12	Walker/Nash	7	J. Jackson	23	19,663
10	Nov 15	A	L	Memphis	101-108(ot)	4-0	2-4	6-4	L1	Finley/Nowitzki	19	Nowitzki	11	Nash	8	Miller	22	16,195
11	Nov 17	H	W	Portland	105- 98	5-0	2-4	7-4	W1	Finley	25	Nash	10	Nash	12	Wallace	31	19,471
12	Nov 20	H	W	San Antonio	95- 92	6-0	2-4	8-4	W2	Nowitzki	26	Walker	11	Nash	7	Duncan	30	19,989
13	Nov 22	H	W	Denver	115-101	7-0	2-4	9-4	W3	Jamison	26	Walker	14	Nash	8	Miller	22	20,122
14	Nov 25	H	W	Chicago	124- 98	8-0	2-4	10-4	W4	Finley	28	Fortson	13	Nash	7	Chandler	17	19,993
15	Nov 26	A	L	Phoenix	90-121	8-0	2-5	10-5	L1	Jamison	17	Walker	8	Nash	4	Johnson	21	17,205
16	Nov 28	A	L	Denver	103-113	8-0	2-6	10-6	L2	Walker	30	Walker	15	Nash	9	Anthony	26	19,628
17	Nov 29	H	W	Minnesota	92- 88	9-0	2-6	11-6	W1	Finley	25	Jamison	13	Walker/Nash	3	Garnett	28	20,089
18	Dec 2	H	W	Washington	97- 72	10-0	2-6	12-6	W2	Jamison	21	Finley	12	Walker	7	Hughes	12	19,529
19	Dec 4	H	L	L.A. Lakers	103-114	10-1	2-6	12-7	L1	Nash	30	Howard	14	Nash	8	Bryant	32	20,596
20	Dec 6	H	W	Orlando	110- 97	11-1	2-6	13-7	W1	Walker	24	Walker	16	Nash	9	McGrady	27	19,843
21	Dec 10	A	L	L.A. Clippers	99-100	11-1	2-7	13-8	L1	Finley	38	Jamison	8	Walker	10	Maggette	30	15,236
22	Dec 12	A	W	L.A. Lakers	110- 93	11-1	3-7	14-8	W1	Walker/Nowitzki	27	Howard	13	Walker/Nash	7	O'Neal	25	18,997
23	Dec 15	H	W	Toronto	111- 94	12-1	3-7	15-8	W2	Walker	27	Howard	14	Nash	11	Carter	21	19,846
24	Dec 17	A	L	Boston	103-105	12-1	3-8	15-9	L1	Nowitzki	30	Fortson	16	Nash	9	Pierce	25	18,624
25	Dec 18	A	L	Minnesota	109-114	12-1	3-9	15-10	L2	Nash	27	Fortson	9	Nash	9	Garnett	35	17,794
26	Dec 20	H	L	L.A. Clippers	105-115	12-2	3-9	15-11	L3	Jamison	26	Fortson	10	Nash	11	Maggette	26	20,058
27	Dec 23	A	L	Portland	88- 97	12-2	3-10	15-12	L4	Jamison	20	Nowitzki	9	Walker/Nash	6	Randolph	27	14,556
28	Dec 25	A	W	Sacramento	111-103	12-2	4-10	16-12	W1	Nowitzki	31	Nowitzki	14	Nash	11	Bibby	23	17,317
29	Dec 27	H	W	Memphis	104- 98	13-2	4-10	17-12	W2	Finley	24	Nowitzki	17	Nash	10	Wells	30	20,059
30	Dec 30	H	W	Milwaukee	101- 92	14-2	4-10	18-12	W3	Walker	22	Walker	14	Nash	12	Redd	25	20,095
31	Jan 2	A	L	Milwaukee	101-109	14-2	4-11	18-13	L1	Nowitzki	23	Nowitzki	14	Nash	10	Redd	21	18,717
32	Jan 3	H	W	Minnesota	119-112	15-2	4-11	19-13	W1	Nowitzki	31	Jamison/Nowitzki	9	Nash	13	Cassell	34	19,936
33	Jan 5	A	L	Utah	94-108	15-2	4-12	19-14	L1	Nowitzki	24	Nowitzki	9	Finley/Daniels	4	Bell	25	19,911
34	Jan 7	H	W	Golden State	105- 99	16-2	4-12	20-14	W1	Nowitzki	23	Fortson/Nowitzki	11	Nash	12	Richardson	27	20,185
35	Jan 9	H	L	Indiana	80- 92	16-3	4-12	20-15	L1	Nowitzki	20	Walker	9	Nash	7	Artest	26	20,315
36	Jan 11	A	L	Detroit	102-115	16-3	4-13	20-16	L2	Nash	18	Nowitzki	15	Nash	10	Billups	27	22,076
37	Jan 12	A	W	New York	127-121(ot)	16-3	5-13	21-16	W1	Nowitzki	31	Walker	12	Walker	11	Marbury	38	18,230
38	Jan 14	H	W	Philadelphia	125-122(2ot)	17-3	5-13	22-16	W2	Finley	32	Walker	17	Walker	13	Robinson	34	20,221
39	Jan 16	A	W	Denver	91- 88	17-3	6-13	23-16	W3	Nowitzki	22	Walker	10	Best	6	Miller	28	19,216
40	Jan 17	A	W	Portland	108-104	17-3	7-13	24-16	W4	Finley	33	Nowitzki	7	Walker	11	Pson/Wallace	24	19,018
41	Jan 20	H	W	New Jersey	106- 93	18-3	7-13	25-16	W5	Walker	22	Walker	13	Nowitzki	6	Martin	29	19,906
42	Jan 22	H	W	L.A. Lakers	106- 87	19-3	7-13	26-16	W6	Finley	31	Jam/Walk/N'zki	9	Nash	8	George	24	20,512
43	Jan 23	A	W	Chicago	106- 93	19-3	8-13	27-16	W7	Nowitzki	26	Nowitzki	11	Nash	7	Himich	23	18,761
44	Jan 25	H	W	Sacramento	108- 99	20-3	8-13	28-16	W8	Finley	23	Nowitzki	12	Nash	13	Stojakovic	24	20,284
45	Jan 27	A	W	Seattle	118-116	20-3	9-13	29-16	W9	Nowitzki	43	Howard/Walker	8	Nash	8	Lewis	30	15,835
46	Jan 28	A	L	Utah	88- 91	20-3	9-14	29-17	L1	Finley	29	Bradley	7	Walker	8	Kirilenko	23	19,515
47	Jan 31	H	L	Denver	102-107	20-4	9-14	29-18	L2	Finley	37	Walker	10	Walker	6	Anthony	26	20,463
48	Feb 3	H	W	Golden State	107- 93	21-4	9-14	30-18	W1	Finley	23	Jamison	12	Nash	8	Claxton/R'son	20	19,865
49	Feb 4	A	W	New Orleans	113-104	21-4	10-14	31-18	W2	Nowitzki	28	Nowitzki	11	Nash	12	Armstrong	27	12,274
50	Feb 7	H	W	Detroit	111-108	22-4	10-14	32-18	W3	Nowitzki	40	Nowitzki	8	Nash	11	Billups	17	20,357
51	Feb 9	A	L	Atlanta	96-102	22-4	10-15	32-19	L1	Finley	24	Walker	12	Nash	11	Jackson	30	9,713
52	Feb 10	H	W	New York	105- 90	23-4	10-15	33-19	W1	Nowitzki	27	Nowitzki	12	Nash	8	Marbury	24	20,363
53	Feb 17	A	L	Memphis	92-109	23-4	10-16	33-20	L1	Nowitzki	24	Howard	11	Nash	10	Posey	19	14,742
54	Feb 18	A	W	Cleveland	114- 98	23-4	11-16	34-20	W1	Finley	23	Walker	11	Nash	10	Bozzer	24	18,349
55	Feb 21	H	W	Houston	97- 88	24-4	11-16	35-20	W2	Nowitzki	25	Nowitzki	12	Nash	9	J. Jackson	18	20,431
56	Feb 24	H	W	L.A. Clippers	116- 91	25-4	11-16	36-20	W3	Walker	21	Jamison	10	Nash	8	Maggette	21	20,070
57	Feb 26	H	W	San Antonio	115- 91	26-4	11-16	37-20	W4	Finley	30	Jamison	8	Nash	9	Duncan	22	20,458
58	Feb 28	H	W	Portland	111- 91	27-4	11-16	38-20	W5	Walker	25	Walker	8	Nash	11	Randolph	18	20,358
59	Mar 2	H	W	Seattle	107- 96	28-4	11-16	39-20	W6	Finley	35	Nowitzki	12	Daniels	9	Allen	25	19,954
60	Mar 3	A	L	Minnesota	97-121	28-4	11-17	39-21	L1	Daniels/Finley	16	Fortson	10	Daniels	8	Garnett	28	19,006
61	Mar 5	A	L	San Antonio	100-113	28-4	11-18	39-22	L2	Nowitzki	21	Nowitzki	9	Nash	12	Parker	27	18,797
62	Mar 7	A	L	Houston	98-101	28-4	11-19	39-23	L3	Nash	22	Finley	7	Nash	9	Yao	29	18,134
63	Mar 8	H	W	Phoenix	103- 90	29-4	11-19	40-23	W1	Nowitzki	26	Najera	9	Finley	5	Marion	29	20,357
64	Mar 11	A	L	Sacramento	102-120	29-4	11-20	40-24	L1	Nowitzki	21	Walker	9	Nash	7	C'stie/Stojakovic	22	17,317
65	Mar 13	A	W	Phoenix	113- 90	29-4	12-20	41-24	W1	Finley	38	Nowitzki	12	Nash	7	Stoudemire	25	16,705
66	Mar 14	A	W	L.A. Clippers	101- 88	29-4	13-20	42-24	W2	Nowitzki	34	Nowitzki	15	Nash	11	Richardson	32	18,388
67	Mar 17	H	L	Atlanta	110-111	29-5	13-20	42-25	L1	Nash	30	Walker	12	Nash	9	Jackson	36	20,474
68	Mar 19	H	W	Boston	120-104	30-5	13-20	43-25	W1	Nowitzki	24	Jamison	12	Nash	10	Blount	29	20,257
69	Mar 21	A	W	New Jersey	101- 98	30-5	14-20	44-25	W2	Nowitzki	21	Tied With	5	Nash	16	Jefferson	22	17,745
70	Mar 22	A	L	Philadelphia	98-107	30-5	14-21	44-26	L1	Nowitzki	30	Jam/Walk/N'zki	6	Nash	8	Thomas	27	19,176
71	Mar 24	A	L	Indiana	99-103	30-5	14-22	44-27	L2	Nowitzki	22	Walker	11	Nash	14	Artest	20	16,834
72	Mar 26	A	L	Miami	118-119(ot)	30-5	14-23	44-28	L3	Daniels	31	Nowitzki	12	Nash	7	Odom	26	16,500
73	Mar 28	A	W	Orlando	118- 88	30-5	15-23	45-28	W1	Nowitzki	25	Howard	12	Nash	11	Gooden	20	16,428
74	Mar 30	H	W	Cleveland	126-109	31-5	15-23	46-28	W2	Nowitzki	35	Nowitzki	18	Nash	10	James	28	20,575
75	Apr 1	H	W	Sacramento	127-117	32-5	15-23	47-28	W3	Finley	29	Nowitzki	10	Nash	19	Bibby	23	20,533
76	Apr 3	H	W	Phoenix	124-103	33-5	15-23	48-28	W4	Nowitzki	34	Walker	9	Nash	14	Marion/S'mire	20	20,348
77	Apr 6	H	W	Seattle	118-108	34-5	15-23	49-28	W5	Finley	24	Walker/Nowitzki	8	Nash	14	Barry/Allen	20	20,223
78	Apr 8	H	W	Utah	117- 94	35-5	15-23	50-28	W6	Nowitzki	27	Jamison	9	Nash	8	Bell	18	20,226
79	Apr 10	A	L	Seattle	99-119	35-5	15-24	50-29	L1	Daniels	33	J						



2002-2003

TOP ROW L-R OWNER MARK CUBAN, GARY BOREN, LARRY RILEY, SIDNEY MONCRIEF, DONN NELSON, PAUL MOKESKI, GM/HEAD COACH DON NELSON, ROLANDO BLACKMAN, DEL HARRIS, DON KALKSTEIN, CHARLIE PARKER, PRESIDENT/CEO TERDEMA USSERY

MIDDLE ROW L-R ROBERT HACKETT, ANTOINE RIGAUDEAU, POPEYE JONES, DIRK NOWITZKI, SHAWN BRADLEY, EVAN ESCHMEYER, RAEF LAFRENTZ, WALT WILLIAMS, EDUARDO NAJERA, BRAD DAVIS

BOTTOM ROW L-R ASSISTANT ATHLETIC TRAINER STEVE SMITH, HEAD ATHLETIC TRAINER ROGER HINDS, TARIQ ABDUL-WAHAD, RAJA BELL, NICK VAN EXEL, MICHAEL FINLEY, STEVE NASH, AVERY JOHNSON, ADRIAN GRIFFIN, DWAYNE WILSON, AL WHITLEY

SEASON NOTEBOOK

Won 60, lost 22 (tied for first, Midwest)...Dallas finished with the best regular season record in franchise history and advanced to the Western Conference Finals for only the second time...Dirk Nowitzki was named to the All-NBA Second Team while Steve Nash was an All-NBA Third Team selection...both players were selected to play in the All-Star game in Atlanta...the Mavericks won their first 14 games of the season, falling one win shy of tying the NBA record...Don Nelson was named Western Conference Coach of the Month for November while Nash, Nowitzki and Michael Finley shared Player of the Month honors...Dallas was a league-best 27-14 on the road...the Mavericks led the league in scoring with 103.0 points a game and committed an NBA record-low 11.6 turnovers a game...Dallas recorded a franchise-high 41 regular season home sellouts...Nash set a franchise record for consecutive free throws made with 49...Nowitzki ranked sixth in the NBA in scoring (25.1 ppg) and joined Mark Aguirre as the only Maverick to record 2,000 or more points in a single season...Maverick opponents shot a franchise-low 43.8% from the floor.

	G-S	Min	Avg	Fg-Att	Pct	3Fg-Att	Pct	Ft-Att	Pct	Off	Def	Reb	Avg	Ast	Avg	Pf-D	Stl	To	Blk	Pts	Avg	Hi
Nowitzki	80-80	3117	39.0	690-1489	.463	148-390	.379	483-548	.881	81	710	791	9.9	239	3.0	206-2	111	152	82	2011	25.1	40
Finley	69-69	2642	38.3	507-1193	.425	119-322	.370	198-230	.861	107	295	402	5.8	205	3.0	105-0	76	114	21	1331	19.3	42
Nash	82-82	2711	33.1	518-1114	.465	111-269	.413	308-339	.909	63	171	234	2.9	598	7.3	134-0	85	192	6	1455	17.7	32
VanExel	73-1	2026	27.8	342-831	.412	118-312	.378	110-144	.764	35	173	208	2.8	312	4.3	86-1	42	123	4	912	12.5	35
LaFrentz	69-43	1611	23.3	266-514	.518	47-116	.405	60-88	.682	125	205	330	4.8	54	0.8	264-8	35	46	91	639	9.3	26
Bradley	81-39	1731	21.4	201-375	.536	0-1	.000	141-175	.806	151	325	476	5.9	54	0.7	242-5	65	67	170	543	6.7	16
Najera	48-12	1103	23.0	129-231	.558	0-1	.000	62-91	.681	90	133	223	4.6	47	1.0	129-1	40	23	22	320	6.7	16
Williams	66-1	1161	17.6	134-341	.393	64-171	.374	31-50	.620	53	154	207	3.1	59	0.9	141-0	42	35	26	363	5.5	18
Griffin	74-48	1373	18.6	146-337	.433	6-24	.250	27-32	.844	88	176	264	3.6	105	1.4	157-0	77	47	6	325	4.4	17
Abdul-Wahad	14-0	204	14.6	27-58	.466	0-1	.000	3-6	.500	14	26	40	2.9	21	1.5	26-0	6	7	3	57	4.1	12
Johnson	48-0	430	9.0	63-150	.420	0-2	.000	30-39	.769	10	21	31	0.6	64	1.3	26-0	15	29	1	156	3.3	12
Bell	75-32	1173	15.6	93-211	.441	21-51	.412	23-34	.676	47	98	145	1.9	57	0.8	134-1	52	43	8	230	3.1	13
Jones	26-0	222	8.5	24-62	.387	0-0	—	5-11	.455	29	30	59	2.3	8	0.3	31-0	5	15	1	53	2.0	11
Rigaudeau	11-0	91	8.3	8-35	.229	1-5	.200	0-0	—	4	4	8	0.7	6	0.5	11-0	3	6	0	17	1.5	6
Eschmeyer	17-3	135	7.9	7-19	.368	0-0	—	3-4	.750	10	19	29	1.7	6	0.4	35-1	10	6	7	17	1.0	5
Strickland*	4-0	13	3.3	2-5	.400	0-0	—	0-0	—	5	2	7	1.8	0	0.0	1-0	0	1	0	4	1.0	1
Harrington*	13-0	37	2.8	4-17	.235	1-3	.333	2-2	1.000	0	2	2	0.2	2	0.2	2-0	1	2	1	11	0.8	5
Mavericks	82	19780	—	3161-6982	.453	636-1668	.381	1486-1793	.829	912	2544	3456	42.1	1837	22.4	1730-19	665	949	449	8444	103.0	129
Opponents	82	19780	—	2926-6687	.438	477-1401	.340	1477-2032	.727	1045	2682	3727	45.5	1781	21.7	1746-18	547	1316	322	7806	95.2	126

**CONTENT****THE ORGANIZATION****PLAYERS****THE NBA****HISTORY****RECORDS****PLAYOFFS****MEDIA****REVIEW**

No	Date	H-R	W-L	Opponent	Score	Home Record	Road Record	Total Record	Sk	Dallas Hi Scorer	Pt	Dallas Hi Rebr	Rb	Dallas Hi Assists	Ast	Opponent Hi Scorer	Pt	Attend
1	10/30	A	W	Memphis	119-108	0-0	1-0	1-0	W1	Nash	24	Nowitzki	11	Nash	13	Giricek	29	16,638
2	11/2	H	W	Phoenix	97-83	1-0	1-0	2-0	W2	Nowitzki	22	Bradley	8	Nash	8	Marbury	15	19,783
3	11/4	H	W	Golden State	101-100	2-0	1-0	3-0	W3	Nash	30	Nowitzki	13	Nash	5	Richardson	39	19,368
4	11/6	A	W	Toronto	106-82	2-0	2-0	4-0	W4	Nowitzki	28	Bradley/Nowitzki	3	Nash	6	Lenard	20	19,800
5	11/8	A	W	Chicago	114-87	2-0	3-0	5-0	W5	Nowitzki	24	Bradley/Williams	11	Nash	6	Rose	24	21,028
6	11/9	H	W	Detroit	114-75	3-0	3-0	6-0	W6	Finley	25	Nowitzki	8	Nash	10	Hamilton	19	19,644
7	11/11	H	W	Portland	82-73	4-0	3-0	7-0	W7	Nowitzki	26	Bradley	18	Nash	7	Wallace	14	19,548
8	11/13	A	W	Cleveland	103-99	4-0	4-0	8-0	W8	Finley	26	Nowitzki	12	Nash	7	Ilgasuskas	34	12,764
9	11/15	A	W	Boston	97-86	4-0	5-0	9-0	W9	Nowitzki	32	Nowitzki	9	Nash	9	Walker	22	18,624
10	11/16	A	W	New Jersey	96-88	4-0	6-0	10-0	W10	Nash	30	Finley	13	Nash	9	Kidd	22	16,634
11	11/19	H	W	L.A. Lakers	98-72	5-0	6-0	11-0	W11	Nash	21	Nowitzki	17	Nash	6	Bryant	16	20,096
12	11/21	H	W	Houston	103-90	6-0	6-0	12-0	W12	Nash	28	Najera	11	Nash	8	Yao	30	19,853
13	11/23	H	W	Seattle	115-105	7-0	6-0	13-0	W13	Finley/Nowitzki	29	Finley	11	Nash	8	Payton	20	20,011
14	11/27	A	W	Detroit	102-82	7-0	7-0	14-0	W14	Finley	42	Nowitzki	15	Nash	7	Hamilton	19	22,076
15	11/28	A	L	Indiana	98-110	7-0	7-1	14-1	L1	Nash	29	Nowitzki	8	Nash	9	O'Neal	28	17,948
16	11/30	H	W	Chicago	103-90	8-0	7-1	15-1	W1	Nash	18	Nowitzki	11	Nash/Van Exel	7	Rose	31	19,940
17	12/2	H	W	Toronto	113-102	9-0	7-1	16-1	W2	Nash	25	Bradley	8	Nash	7	A. Williams	27	19,696
18	12/4	A	W	Portland	103-88	9-0	8-1	17-1	W3	Nowitzki	26	Nowitzki	5	Van Exel	7	Wallace	34	18,452
19	12/6	A	L	L.A. Lakers	103-105	9-0	8-2	17-2	L1	Van Exel	25	Nowitzki	12	Nash	7	Bryant	27	18,997
20	12/7	A	W	Golden State	121-116	9-0	9-2	18-2	W1	Nowitzki	35	Bradley	11	Van Exel	5	Jamison	26	16,355
21	12/10	H	W	L.A. Clippers	122-95	10-0	9-2	19-2	W2	Finley/Van Exel	24	Bradley	11	Nash	7	Brand	20	19,715
22	12/11	A	W	San Antonio	104-111	10-0	9-3	19-3	L1	Finley	36	Finley/Williams	8	Nash	10	Parker	32	17,632
23	12/14	H	W	Memphis	104-87	11-0	9-3	20-3	W1	Nash	26	Bradley	18	Nash/Van Exel	7	Giricek	17	19,732
24	12/17	H	W	Indiana	118-97	12-0	9-3	21-3	W2	Finley	33	Finley	13	Van Exel	10	O'Neal	20	19,954
25	12/18	A	W	Denver	80-75	12-0	10-3	22-3	W3	Finley	31	Bradley	12	Van Exel	6	Howard	21	13,183
26	12/20	H	L	Utah	81-93	12-1	10-3	22-4	L1	Nowitzki	28	Nowitzki	17	Nash	5	Harpring	19	19,826
27	12/23	H	W	Washington	92-86	13-1	10-3	23-4	W1	Nowitzki	30	Nowitzki	17	Van Exel	6	Stackhouse	28	20,119
28	12/26	A	W	New Orleans	83-81	13-1	11-3	24-4	W2	Nowitzki	23	Van Exel	11	Nash	7	Wesley	24	18,015
29	12/28	H	W	New York	107-82	14-1	11-3	25-4	W3	Nash/Nowitzki	19	Bradley/Nowitzki	9	Nowitzki	7	Sprewell	16	20,060
30	12/30	H	L	Milwaukee	107-110	14-2	11-3	25-5	L1	Nowitzki	40	Nowitzki	14	Nowitzki/Van Exel	5	Cassell	28	19,939
31	1/2	H	W	L.A. Clippers	102-82	15-2	11-3	26-5	W1	Nash	24	Nowitzki	10	Nash	7	Odum	20	19,884
32	1/4	H	W	Philadelphia	102-83	16-2	11-3	27-5	W2	Nowitzki	29	Bradley	11	Nash	8	Iverson	25	20,124
33	1/6	H	W	Denver	86-71	17-2	11-3	28-5	W3	Finley	19	LaFrentz	11	Finley/Van Exel	5	Howard	22	19,773
34	1/8	A	W	Atlanta	117-99	17-2	12-3	29-5	W4	Nowitzki	30	Nowitzki	14	Nash	8	Terry	27	10,997
35	1/10	H	W	Boston	103-78	18-2	12-3	30-5	W5	Nowitzki	28	Griffin	12	Finley	7	Pierce	20	20,032
36	1/12	A	W	L.A. Clippers	96-90	18-2	13-3	31-5	W6	Nash	24	Bradley/Nash	9	Nash	6	Brand	19	18,216
37	1/15	A	L	Sacramento	94-123	18-2	13-4	31-6	L1	Van Exel	20	Nowitzki	9	Nash	7	Webber	29	17,317
38	1/17	A	L	Phoenix	106-111	18-2	13-5	31-7	L2	Nash	32	Nowitzki	14	Nowitzki/Van Exel	4	Marbury	41	19,023
39	1/19	A	L	Seattle	81-85	18-2	13-6	31-8	L3	Finley	16	Nowitzki	14	Nowitzki	6	Drobniak/Lewis	19	16,359
40	1/21	H	W	Houston	107-86	19-2	13-6	32-8	W1	Nowitzki	26	Nowitzki	8	Nash	8	Francis	26	20,104
41	1/23	A	W	Philadelphia	107-94	19-2	14-6	33-8	W2	Nowitzki	30	Nowitzki	14	Nash	13	Iverson/V' Hom	25	20,027
42	1/24	A	W	New York	101-90	19-2	15-6	4-8	W3	Nowitzki	30	Nowitzki	9	Finley	9	Sprewell	21	19,763
43	1/26	H	L	Portland	93-100	19-3	15-6	34-9	L1	Finley	27	LaFrentz/Nowitzki	7	Nash	9	Pippen	19	19,765
44	1/29	A	W	Houston	104-81	19-3	16-6	35-9	W1	Nowitzki	34	Bradley	9	Nash/Nowitzki	5	Yao	20	16,285
45	1/30	H	W	Minnesota	112-109	20-3	16-6	36-9	W2	Nowitzki	32	LaFrentz	15	Nash	8	Hudson/Garnett	31	19,874
46	2/1	H	W	Denver	122-100	21-3	16-6	37-9	W3	Van Exel	30	Bradley	9	Van Exel	7	White	17	19,889
47	2/3	A	W	Utah	92-90	21-3	17-6	38-9	W4	Nowitzki	25	LaFrentz	6	Nash	6	Harpring	20	19,130
48	2/4	H	L	Sacramento	109-110	21-4	17-6	38-10	L1	Finley/Nowitzki	28	Nowitzki	16	Nash	14	Bibby	27	20,102
49	2/11	A	L	Minnesota	98-100	21-4	17-7	38-11	L2	Nowitzki	34	Nowitzki	7	Nash	8	Garnett	26	15,145
50	2/12	A	L	Milwaukee	114-120	21-4	17-8	38-12	L3	Nowitzki	27	Nowitzki	12	Nash	10	Allen	28	15,886
51	2/14	A	W	Memphis	110-103	21-4	18-8	39-12	W1	Nowitzki	31	LaFrentz	14	Nash	13	Gasol	25	15,924
52	2/15	H	W	Miami	98-92	22-4	18-8	40-12	W2	Nowitzki	25	Nowitzki	2	Nowitzki	8	Best	21	20,003
53	2/18	H	W	Atlanta	105-79	23-4	18-8	41-12	W3	Finley	26	Griffin	8	Bradley	4	Abdur-Rahim	14	19,783
54	2/20	H	W	San Antonio	95-87	24-4	18-8	42-12	W4	Nash	29	Bradley/Finley	8	Nash	10	Rose	25	20,036
55	2/21	A	W	Houston	100-95	24-4	19-8	43-12	W5	Nowitzki	34	Nowitzki	11	Van Exel	7	Francis	19	16,285
56	2/23	A	W	Washington (Ot)	106-101	24-4	20-8	44-12	W6	Nowitzki	29	Nowitzki	10	Nash	10	Jordan/S'house	30	20,173
57	2/25	A	L	Orlando	93-98	24-4	20-9	44-13	L1	Nowitzki	26	Nowitzki	7	Nash	5	McGrady	26	16,009
58	2/27	H	L	Sacramento (Ot)	124-126	24-5	20-9	44-14	L2	Nowitzki	36	Nowitzki	13	Nash	10	Stojakovic	36	20,059
59	3/1	H	W	Memphis	114-87	25-5	20-9	45-14	W1	Nowitzki	28	Finley/Najera	10	Nash	7	Gasol	25	19,828
60	3/4	H	W	New Jersey	88-79	26-5	20-9	46-14	W2	Nash/Nowitzki	24	Nowitzki	13	Nash	8	Martin	18	19,920
61	3/7	A	W	Miami	91-89	26-5	21-9	47-14	W3	Nash	22	Finley	11	Nash	5	R. Butler/James	20	16,500
62	3/8	H	W	Utah	101-77	27-5	21-9	48-14	W4	Nowitzki	21	Brad/Griff/N'zki	6	Nash	4	Malone	16	20,123
63	3/10	H	L	Minnesota	83-92	27-6	21-9	48-15	L1	Nowitzki	37	Finley/Nowitzki	13	Nash	9	Garnett	31	20,049
64	3/13	A	L	Seattle	100-107	27-6	21-10	48-16	L2	Nowitzki	27	Nowitzki	12	Finley/Nowitzki	4	Lewis	30	14,621
65	3/14	A	W	Golden State	116-114	27-6	22-10	49-16	W1	Finley	21	Bradley	11	Nash	12	Arenas	29	19,787
66	3/16	A	W	Sacramento (Ot)	129-123	27-6	23-10	50-16	W2	Nowitzki	34	Nowitzki	18	Nash	10	Stojakovic	30	17,317
67	3/18	H	W	Cleveland	114-93	28-6	23-10	51-16	W3	Nowitzki	28	Nowitzki	8	Nash	6	Ilgasuskas	30	19,952
68	3/20	H	L	San Antonio (Ot)	110-112	28-7	23-10	51-17	L1	Van Exel	35	Nowitzki	12	Nash	7	Duncan	25	20,110
69	3/22	H	W	Phoenix	102-95	29-7	23-10	52-17	W1	Nash/Nowitzki	27	Nowitzki	11	Nash	13	H'away/Marion	21	20,087
70	3/24	A	W	Denver	108-96	29-7	24-10	53-17	W2	Nowitzki	25	Nowitzki	8	Nash	5	Howard	25	14,714
71	3/26	A	W	L.A. Clippers	114-107	29-7	25-10	54-17	W3	Van Exel	29	Nowitzki	11	Nash	12	Piatkowski	22	19,595
72	3/28	A	L	Portland	95-112	29-7	25-11	54-18	L1	Nowitzki	20	Abdul-Wahad	8	Bell/Nowitzki	4	Wallace	20	20,580
73	3/30	A	W	Minnesota	119-95	29-7	26-11	55-18	W1	Nowitzki	33	Nowitzki	7	Nash	15	Garnett	24	19,304
74	4/1	H	W	New Orleans	95-86	30-7	26-11	56-18	W2	Nowitzki	30	Nowitzki	11	Nash/Van Exel	6	Davis	18	19,859
75	4/3	H	L	L.A. Lakers	89-100	30-8	26-11	56-19	L1	Nash	26	Nowitzki	22	Nash	5	O'Neal	31	20,129
76	4/5	H	W	Orlando	108-90	31-8	26-11	57-19	W1	Nowitzki	29	Najera	7	Nash	11	Giricek	18	19,800
77	4/8	A	L	L.A. Lakers	99-108	31-8	26-12	57-20	L1	LaFrentz/Nowitzki	26	Nowitzki	9	Nash	10	George	21	18,997
78	4/9	A	L	Phoenix	89-112	31-8	26-13	57-21	L2	Nowitzki	26	Nowitzki	8	Nash	5	Marion	31	17,136
79	4/11	A	L	Utah	92-95	31-8	26-14	57-22</										



2001-2002

TOP ROW L-R OWNER MARK CUBAN, ROLANDO BLACKMAN, SIDNEY MONCRIEF, DONN NELSON, GM/HEAD COACH DON NELSON, DEL HARRIS, CHARLIE PARKER, PAUL MOKESKI, PRESIDENT/CEO TERDEMA USSERY
MIDDLE ROW L-R BRIAN ZETTLER, BRETT BRUNGARDT, DWAYNE WILSON, TARIQ ABDUL-WAHAD, DANNY MANNING, DIRK NOWITZKI, SHAWN BRADLEY, WANG ZHIZHI, EVAN ESCHMEYER, RAEF LAFRENTZ, EDUARDO NAJERA, CHAD LEWIS
BOTTOM ROW L-R HEAD ATHLETIC TRAINER ROGER HINDS, ADRIAN GRIFFIN, JOHNNY NEWMAN, STEVE NASH, MICHAEL FINLEY, AVERY JOHNSON, GREG BUCKNER, NICK VAN EXEL, ASSISTANT ATHLETIC TRAINER STEVE SMITH

SEASON NOTEBOOK

Won 57, lost 25 (second, Midwest)...Dallas made its second-straight postseason appearance, sweeping Minnesota 3-0 in the first-round before falling to Sacramento 4-1 in the conference semifinals...Dirk Nowitzki was named to the All-NBA Second Team while Steve Nash was named an All-NBA Third Team selection...both players were also members of the Western Conference All-Star Team, coached by Don Nelson...on 12/29/01, Nelson became just the third coach in NBA history to record 1,000 career wins...the Mavericks had the best road record in the NBA, tallying a then franchise-high 27 road wins...Dallas led the league in scoring (105.2 ppg) while also committing an NBA record-low 12.1 turnovers per game...the Mavs had three players win the Western Conference Player of the Week award: Nash (12/10-12/16/01), Nowitzki (1/21-1/27/02) and Finley (4/8-4/14/02)...Raef LaFrentz became the third player in league history to register 100 3-pointers and 100 blocks in the same season.

	G-S	Min	Avg	Fg-Att	Pct	3Fg-Att	Pct	Ft-Att	Pct	Off	Def	Reb	Avg	Ast	Avg	Pf-D	Sl	To	Blk	Pts	Avg	Hi
Nowitzki	76-76	2891	38.0	600-1258	.477	139-350	.397	440-516	.853	120	635	755	9.9	186	2.4	222-2	83	145	77	1779	23.4	40
Finley	69-69	2754	39.9	569-1228	.463	76-224	.339	210-251	.837	90	270	360	5.2	230	3.3	144-1	65	117	25	1424	20.6	39
Van Exel (Tot)	72-46	2496	34.7	501-1226	.409	119-350	.340	201-251	.801	28	226	254	3.5	478	6.6	104-0	44	156	11	1322	18.4	44
Van Exel (Dal)	27-2	757	28.0	129-314	.411	34-98	.347	65-77	.844	9	76	85	3.1	113	4.2	35-0	14	40	4	357	13.2	27
Nash	82-82	2837	34.6	525-1088	.483	156-343	.455	260-293	.887	50	204	254	3.1	634	7.7	164-0	53	229	4	1466	17.9	39
LaFrentz (Tot)	78-76	2455	31.5	421-920	.458	104-268	.388	105-151	.695	176	403	579	7.4	89	1.1	281-11	55	94	213	1051	13.5	30
LaFrentz (Dal)	27-25	787	29.1	114-261	.437	29-95	.305	35-46	.761	59	141	200	7.4	29	1.1	108-6	24	34	60	292	10.8	30
Johnson (Tot)	68-13	1352	19.9	207-432	.479	0-5	.000	121-163	.742	14	55	69	1.0	286	4.2	86-0	40	76	9	535	7.9	23
Johnson (Dal)	17-0	152	8.9	21-49	.429	0-0	.000	12-17	.706	0	5	5	0.3	28	1.6	17-0	5	9	1	54	3.2	15
Griffin	58-34	1383	23.8	179-359	.499	16-54	.296	41-49	.837	68	161	229	3.9	106	1.8	142-2	75	42	12	415	7.2	23
Najera	62-11	1357	21.9	150-300	.500	0-2	.000	100-148	.676	149	193	342	5.5	38	0.6	156-2	56	40	30	400	6.5	19
Buckner	44-16	885	20.1	104-198	.525	5-16	.313	40-58	.690	67	106	173	3.9	48	1.1	124-1	31	27	19	253	5.8	18
Abdul-Wahad (Tot)	24-12	441	18.4	55-147	.374	1-2	.500	24-33	.727	41	43	84	3.5	24	1.0	56-1	20	27	10	135	5.6	14
Abdul-Wahad (Dal)	4-0	24	6.0	0-2	.000	0-0	.000	0-1	.000	2	4	6	1.5	2	0.5	5-0	2	3	1	0	0.0	0
Wang	55-0	600	10.9	109-248	.440	48-116	.414	42-57	.737	19	92	111	2.0	22	0.4	84-0	11	25	18	308	5.6	18
Newman	47-17	724	15.4	67-148	.453	22-57	.386	42-58	.724	9	40	49	1.0	14	0.3	88-2	29	21	4	198	4.2	17
Bradley	53-16	757	14.3	78-163	.479	0-1	.000	59-64	.922	53	123	176	3.3	20	0.4	128-3	28	25	64	215	4.1	15
Manning	41-10	552	13.5	71-149	.477	1-7	.143	22-33	.667	25	83	108	2.6	30	0.7	80-0	21	25	21	165	4.0	13
Eschmeyer	31-6	299	9.6	21-50	.420	0-0	.000	20-33	.606	35	63	98	3.2	9	0.3	60-1	10	16	9	62	2.0	6
Bell (Tot)	7-0	44	6.3	3-11	.273	0-6	.000	2-2	1.000	2	3	5	0.7	2	0.3	3-0	0	5	0	8	1.1	4
Bell (Dal)	2-0	2	1.0	0-0	.000	0-0	.000	0-0	.000	0	1	1	0.5	0	0.0	0-0	0	0	0	0	0.0	0
Howard*	53-44	1659	31.3	270-585	.462	0-1	.000	144-191	.754	138	252	390	7.4	93	1.8	170-1	28	78	30	684	12.9	36
Hardaway*	54-2	1276	23.6	179-494	.362	95-279	.341	65-78	.833	13	84	97	1.8	201	3.7	84-0	40	73	8	518	9.6	21
Harvey*	18-0	162	9.0	14-26	.538	0-0	.000	10-22	.455	12	34	46	2.6	5	0.3	27-0	4	8	5	38	2.1	12
Martin*	3-0	22	7.3	0-10	.000	0-2	.000	1-2	.500	0	1	1	0.3	3	0.3	4-0	2	1	0	1	0.3	1
Mavericks	82	19880	-	3200-6930	.462	621-1645	.378	1608-1994	.806	918	2568	3486	42.5	1811	22.1	1842-21	581	992	392	8629	105.2	141
Opponents	82	19880	-	3094-6851	.452	452-1293	.350	1640-2184	.751	1065	2600	3665	44.7	1865	22.7	1788-16	589	1155	377	8280	101.0	140

**CONTENT****THE ORGANIZATION****PLAYERS****THE NBA****HISTORY****RECORDS****PLAYOFFS****MEDIA****REVIEW**

No	Date	H-R	W-L	Opponent	Score	Home Record	Road Record	Total Record	Sk	Dallas Hi Scorer	Pt	Dallas Hi Rebr	Rb	Dallas Hi Assists	Ast	Opponent Hi Scorer	Pt	Attend
1	10/30	H	W	Detroit	94-87	1-0	0-0	1-0	W1	Finley	34	Nowitzki	10	Nash	11	Stackhouse	27	19,200
2	11/1	R	W	Philadelphia	99-92	1-0	1-0	2-0	W2	Nowitzki	30	Nowitzki	13	Hardaway	7	Harpring	21	20,230
3	11/2	R	L	Toronto	92-109	1-0	1-1	2-1	L1	Finley/Hardaway	17	Howard	11	Nash/Hardaway	5	Carter	25	19,800
4	11/4	R	W	Memphis	94-85	1-0	2-1	3-1	W1	Howard	36	Manning	11	Finley/Hardaway	5	Wright	33	13,177
5	11/6	H	W	Charlotte	110-92	2-0	2-1	4-1	W2	Nowitzki	34	Nowitzki	10	Nash	6	Campbell	17	16,905
6	11/8	H	W	Denver	105-91	3-0	2-1	5-1	W3	Nowitzki	33	Najera	10	Nash	10	Rider	19	17,471
7	11/10	H	L	Philadelphia	91-98	3-1	2-1	5-2	L1	Nowitzki	25	Howard/Nowitzki	10	Nash	12	Coleman	24	19,857
8	11/14	R	W	Cleveland	107-94	3-1	3-1	6-2	W1	Nowitzki	28	Howard	10	Nash	12	Jones	20	12,414
9	11/15	R	L	Detroit	89-115	3-1	3-2	6-3	L1	Finley	19	Howard	8	Nash/Martin	3	Stackhouse	23	13,445
10	11/17	R	L	Houston	87-124	3-1	3-3	6-4	L2	Nash	21	Buckner	10	Finley/Nash	4	Francis	38	11,978
11	11/20	H	L	Seattle	97-105	3-2	3-3	6-5	L3	Finley	26	Howard	13	Nowitzki/Nash	6	Payton	25	18,949
12	11/21	R	W	Charlotte	89-78	3-2	4-3	7-5	W1	Finley	22	Nowitzki	11	Nash	6	Campbell	19	8,932
13	11/23	R	W	Miami	104-94	3-2	5-3	8-5	W2	Nowitzki	33	Nowitzki	11	Nash	9	Jones	22	15,468
14	11/24	H	W	Phoenix	119-104	4-2	5-3	9-5	W3	Nowitzki	32	Howard	13	Nash	9	Marbury	31	19,869
15	11/27	H	W	Golden State	116-106	5-2	5-3	10-5	W4	Finley	39	C'n/N'zki/Nash	7	Nash	9	Jamison	32	17,110
16	11/29	H	L	Sacramento	98-110	5-3	5-3	10-6	L1	Nowitzki	29	Nowitzki	11	Nash	8	Stojakovic	32	18,384
17	12/1	R	W	Golden State	111-82	5-3	6-3	11-6	W1	Nowitzki	21	Finley	10	Nash	8	Fortson	17	14,122
18	12/2	R	W	Sacramento (Ot)	120-114	5-3	7-3	12-6	W2	Nowitzki	32	Nowitzki	14	Finley	7	Stojakovic	31	17,317
19	12/5	R	L	L.A. Lakers	94-98	5-3	7-4	12-7	L1	Nowitzki	33	Nowitzki	14	Nash	13	O'Neal	46	18,997
20	12/8	H	L	Washington	95-102	5-4	7-4	12-8	L2	Finley	32	Howard	6	Nash	10	Jordan	21	20,241
21	12/10	R	L	Utah	98-107	5-4	7-5	12-9	L3	Nowitzki	27	Nowitzki	10	Nash	8	Malone	30	18,097
22	12/11	H	W	Portland	105-103	6-4	7-5	13-9	W1	Nash	39	Howard/Najera	9	Nash	7	Wells	21	17,029
23	12/13	H	W	Cleveland	102-82	7-4	7-5	14-9	W2	Finley	22	Griffin	11	Nash/Hardaway	7	Murray	23	17,408
24	12/15	H	W	Minnesota	125-117	8-4	7-5	15-9	W3	Finley	30	Nowitzki	15	Nash	7	Szczerbiak	27	19,485
25	12/18	R	W	Minnesota	107-103	8-4	8-5	16-9	W4	Finley	26	Nowitzki	15	Finley/Nash	5	Billups	23	17,079
26	12/20	H	W	Milwaukee	113-101	9-4	8-5	17-9	W5	Finley/Nash	33	Nowitzki	12	Finley/Nash	8	Allen/Robinson	21	19,780
27	12/22	H	W	Orlando	102-80	10-4	8-5	18-9	W6	Hardaway	18	Najera	10	Hardaway/Nash	5	Miller	20	19,920
28	12/26	R	W	San Antonio (Ot)	126-123	10-4	9-5	19-9	W7	Finley	28	Nowitzki	11	Finley	6	Duncan	53	20,667
29	12/27	H	W	Chicago	89-74	11-4	9-5	20-9	W8	Nowitzki	24	Najera	14	Nash	14	Mercer	19	20,018
30	12/29	H	W	Atlanta	113-97	12-4	9-5	21-9	W9	Nowitzki	35	Nowitzki	12	Nash	10	Abdur-Rahim	21	20,032
31	1/2	R	W	Chicago	107-97	12-4	10-5	22-9	W10	Nash	24	Nowitzki	9	Nash	11	Artest	29	17,824
32	1/3	R	L	New York (Ot)	101-108	12-4	10-5	22-10	L1	Nowitzki	30	Nowitzki	16	Hardaway/Nash	7	Camby	26	19,763
33	1/5	H	L	San Antonio	103-105	12-5	10-6	22-11	L2	Nowitzki	28	Nowitzki	14	Hardaway/Nash	6	Duncan	29	20,123
34	1/8	H	W	Denver	95-94	13-5	10-6	23-11	W1	Nowitzki	27	Howard	9	Nash	8	Van Exel	31	19,617
35	1/10	H	W	New York	111-89	14-5	10-6	24-11	W2	Nowitzki	29	Nowitzki	13	Nash	11	Thomas	21	20,019
36	1/12	H	W	Indiana	111-102	15-5	10-6	25-11	W3	Nowitzki	31	Najera	13	Nash	11	Miller/Rose	18	20,071
37	1/14	R	L	Orlando	87-113	15-5	10-7	25-12	L1	Howard	26	Howard	8	Hardaway	4	McGrady	26	13,327
38	1/15	R	W	Atlanta	116-107	15-5	11-7	26-12	W1	Nowitzki	40	Nowitzki	11	Nash	10	Terry	46	8,214
39	1/17	R	W	Memphis	108-97	15-5	12-7	27-12	W2	Nowitzki	32	Buckner	9	Nash	10	Gasol	26	12,732
40	1/19	H	W	Utah	106-103	16-5	12-7	28-12	W3	Nowitzki	34	Buckner/Najera	9	Nash	9	Malone	28	20,146
41	1/21	H	W	New Jersey	113-105	17-5	12-7	29-12	W4	Nowitzki	39	Nowitzki	13	Hardaway	6	Harris	23	20,039
42	1/22	R	W	Houston	113-107	17-5	13-7	30-12	W5	Nash	31	Howard	13	Nash	10	Mohley	35	11,030
43	1/24	R	W	Denver	104-97	17-5	14-7	31-12	W6	Nowitzki	26	Howard	13	Nash	8	LaFrentz	24	16,045
44	1/26	R	W	L.A. Clippers	133-112	17-5	15-7	32-12	W7	Nowitzki	28	3 Players	7	Nash	11	Richardson	31	19,311
45	1/29	H	L	L.A. Clippers	100-117	17-6	15-7	32-13	L1	Nash/Nowitzki	22	Griffin	10	Hardaway	7	McInnis	31	19,948
46	1/31	H	W	Houston	95-91	18-6	15-7	33-13	W1	Nash	33	Howard	16	Nash	8	Francis	30	19,939
47	2/3	H	L	L.A. Lakers	94-101	18-7	15-7	33-14	L1	Nash	20	Nowitzki	15	Nash	6	O'Neal	31	20,179
48	2/5	R	W	Indiana (2Ot)	141-140	18-7	16-7	34-14	W1	Nowitzki	38	Nowitzki	17	Nash	10	Rose	33	15,530
49	2/6	R	W	New Jersey	112-100	18-7	17-7	35-14	W2	Nowitzki	22	Nowitzki	9	Nash	12	Martin	26	16,179
50	2/12	R	W	Seattle	112-106	18-7	18-7	36-14	W3	Nash	28	Howard/Nowitzki	9	Nash	8	Lewis	25	14,405
51	2/13	R	L	Portland	103-114	18-7	18-8	36-15	L1	Nowitzki	27	Nowitzki	8	Nash	7	Wallace	24	19,341
52	2/16	R	L	L.A. Clippers	110-119	18-7	18-9	36-16	L2	Finley	23	Nowitzki	10	Nash	8	Piatkowski	36	19,120
53	2/17	R	W	Phoenix	105-92	18-7	19-9	37-16	W1	Nowitzki	20	Nowitzki	10	Nash	6	Marion	27	16,809
54	2/19	H	L	Minnesota	100-117	18-8	19-9	37-17	L1	Nash	24	Nowitzki	12	Hardaway/Nowitzki	5	Billups	36	20,035
55	2/21	H	W	Boston	98-92	19-8	19-9	38-17	W1	Nowitzki	33	Nowitzki	23	Nowitzki	8	Battie/Pierce	17	20,013
56	2/23	H	W	Sacramento	111-97	20-8	19-9	39-17	W2	Nash	28	Nowitzki	21	Nash/Van Exel	8	Webber	28	20,181
57	2/26	H	W	Memphis	104-91	21-8	19-9	40-17	W3	Finley	30	Nowitzki	9	Finley	8	Battier	18	19,970
58	3/2	H	L	Miami	95-109	21-9	19-9	40-18	L1	Finley	25	Finley/Najera	7	Nash	7	Jones	26	20,140
59	3/3	R	W	Denver (Ot)	116-110	21-9	20-9	41-18	W1	Finley	30	Nowitzki	10	Nash	9	Howard	30	16,851
60	3/5	H	W	Phoenix	81-77	22-9	20-9	42-18	W2	Nowitzki	30	Nowitzki	20	Nash	9	Tsakalidis	15	19,745
61	3/7	H	W	Toronto	122-103	23-9	20-9	43-18	W3	Nowitzki	35	Najera	7	Nash	15	Carter	19	19,945
62	3/9	H	W	Golden State	107-105	24-9	20-9	44-18	W4	Finley	28	Nowitzki	11	Nash	8	Richardson	21	20,170
63	3/11	H	W	Seattle	119-108	25-9	20-9	45-18	W5	Finley	26	Nowitzki	12	Nash	9	Mason	25	20,090
64	3/14	R	L	Portland	106-132	25-9	20-10	45-19	L1	Nowitzki	19	Bradley/Najera	5	Johnson	7	Wallace	37	19,980
65	3/16	R	W	Golden State	117-100	25-9	21-10	46-19	W1	N'witzki/LaFrentz	30	Nowitzki/Buckner	9	Nash	9	Jamison	26	16,423
66	3/17	R	L	L.A. Lakers	103-105	25-9	21-11	46-20	L1	Finley	21	Nowitzki/Finley	10	Van Exel	5	O'Neal	28	18,997
67	3/19	H	W	L.A. Lakers	114-98	26-9	21-11	47-20	W1	Nash	30	LaFrentz	13	Nash	5	O'Neal	32	20,112
68	3/21	H	L	San Antonio	102-105	26-10	21-11	47-21	L1	Nowitzki	29	Nowitzki	14	Nash	7	Duncan	32	20,133
69	3/23	H	W	Memphis	111-100	27-10	21-11	48-21	W1	Nowitzki	24	Najera	9	Johnson	6	Gasol	23	20,184
70	3/26	R	W	Milwaukee (Ot)	112-106	27-10	22-11	49-21	W2	Finley	36	Nowitzki	14	Nash	13	Thomas	22	18,465
71	3/28	R	L	Minnesota	111-113	27-10	22-12	49-22	L1	Nowitzki	34	Nowitzki/Bradley	8	Van Exel	9	Szczerbiak	26	19,668
72	3/29	R	W	Boston	108-82	27-10	23-12	50-22	W1	Finley	24	LaFrentz	13	Nash	9	Pierce	19	18,624
73	3/31	R	W	Washington	110-103	27-10	24-12	51-22	W2	Nowitzki	23	Nowitzki/LaFrentz	12	Nash	12	Hamilton	23	20,674
74	4/4	H	W	L.A. Clippers	115-90	28-10	24-12	52-22	W3	Nowitzki	25	Eschmeyer	10	Nash	7	Olowokandi	19	20,050
75	4/6	R	L	San Antonio	87-89	28-10	24-13	52-23	L1	Van Exel	27	Nowitzki	21	Van Exel	4	Duncan	33	34,739
76	4/8	R	W	Utah	105-96	28-10	25-13	53-23	W1	Finley/Van Exel	20	Najera	9	Nash/Van Exel	8	Malone	22	19,911
77	4/9	H	W	Portland	108-96	29-10	25-13	54-23	W2	Finley	27	LaFrentz	11	Nash	9	Wells	26	20,110
78	4/11	H	L	Houston (Ot)	95-98	29-11	25-13	54-24	L1	Finley	25	Najera	15	Finley/Nash	4	Mohley	29	20,098
79	4/13	R	W	Seattle	116-99	29-11	26-13	55-24										



2000-2001

TOP ROW L-R GREG DREILING, MORLON WILEY, BRIAN ZETTLER, CHARLIE PARKER, PRESIDENT/CEO TERDEMA USSERY, GENERAL MANAGER/HEAD COACH DON NELSON, DEL HARRIS, OBINNA EKEZIE, JUWAN HOWARD, DIRK NOWITZKI, SHAWN BRADLEY, WANG ZHIZHI, CALVIN BOOTH, MARK BRYANT, ROLANDO BLACKMAN, KIKI VANDEWEGHE, DONN NELSON, OWNER MARK CUBAN, SIDNEY MONCRIEF, BRETT BRUNGARDT, BRAD DAVIS

BOTTOM ROW L-R TRAINER ROGER HINDS, ASSISTANT TRAINER STEVE SMITH, EDUARDO NAJERA, GARY TRENT, VERNON MAXWELL, MICHAEL FINLEY, STEVE NASH, GREG BUCKNER, HOWARD EISLEY, DONNELL HARVEY, CHAD LEWIS, DWAYNE WILSON

SEASON NOTEBOOK

Won 53, lost 29 (second, Midwest)...Dirk Nowitzki became only the second player in league history to have more than 100 3-pointers (151) made and 100 blocks (101) in a season (Robert Horry, 1995-1996)...the Mavericks ended the longest playoff drought in the NBA by making their first postseason appearance in 11 years...after becoming just the sixth team in playoff history to erase a 0-2 deficit and win a five-game series over the Jazz, Dallas fell in the conference semifinals 4-1 to San Antonio...the Mavericks posted the second-best improvement in the win column in the NBA (+13), behind only the Clippers (+16)...the Mavericks finished the regular season as the only team in the league to finish in the top five in all of the following categories: points per game (100.5, 4th), field goal percentage (45.9%, 5th), free throw percentage (79.4%, 2nd) and 3-point field goal percentage (38.1%, 4th)...it was the first 50-win season in 13 years...the team recorded 25 road wins and its first-ever winning road record.

	G-S	Min	Avg	Fg-Att	Pct	3Fg-Att	Pct	Ft-Att	Pct	Off	Def	Reb	Avg	Ast	Avg	Pf-D	Stl	To	Blk	Pts	Avg	Hi
Nowitzki	82-82	3125	38.1	591-1247	.474	151-390	.387	451-538	.838	119	635	754	9.2	173	2.1	245-1	79	156	101	1784	21.8	38
Finley	82-82	3443	42.0	711-1552	.458	91-263	.346	252-325	.775	109	316	425	5.2	360	4.4	174-2	118	190	32	1765	21.5	38
Howard (Tot)	81-81	2974	36.7	583-1218	.479	0-3	.000	296-383	.773	171	401	572	7.1	224	2.8	292-2	75	242	37	1462	18.0	35
Howard (Dal)	27-27	993	36.8	191-391	.488	0-3	.000	99-127	.780	50	143	193	7.1	70	2.6	106-1	29	73	16	481	17.8	32
Nash	70-70	2387	34.1	386-792	.487	89-219	.406	231-258	.895	46	177	223	3.2	509	7.3	158-0	72	205	5	1092	15.6	31
Eisley	82-40	2426	29.6	265-675	.393	107-269	.398	104-126	.825	23	174	197	2.4	295	3.6	218-3	99	102	12	741	9.0	27
Bradley	82-35	2001	24.4	219-447	.490	1-6	.167	140-178	.787	160	448	608	7.4	38	0.5	256-6	36	88	228	579	7.1	22
Buckner	37-9	820	22.2	84-192	.438	2-7	.286	59-81	.728	60	97	157	4.2	49	1.3	118-2	33	27	9	229	6.2	15
Booth (Tot)	55-29	933	17.0	120-252	.476	0-0	.000	53-78	.679	77	169	246	4.5	42	0.8	146-1	29	53	111	293	5.3	18
Booth (Dal)	15-7	293	19.5	46-84	.548	0-0	.000	20-33	.606	24	48	72	4.8	19	1.3	55-0	12	17	30	112	7.5	12
Wang	5-0	38	7.6	8-19	.421	0-2	.000	8-10	.800	1	6	7	1.4	0	0.0	8-0	0	1	0	24	4.8	13
Maxwell (Tot)	43-6	660	15.3	73-223	.327	34-111	.306	21-32	.656	4	62	66	1.5	49	1.1	64-0	21	35	3	201	4.7	15
Maxwell (Dal)	19-0	285	15.0	31-98	.316	13-47	.277	6-10	.600	1	28	29	1.5	20	1.1	31-0	9	17	3	81	4.3	11
Trent	33-4	319	9.7	57-130	.438	0-1	.000	19-36	.528	39	53	92	2.8	10	0.3	52-0	13	22	8	133	4.0	10
Najera	40-4	431	10.8	58-111	.523	1-3	.333	14-33	.424	41	54	95	2.4	27	0.7	48-0	13	17	8	131	3.3	10
Ekezie (Tot)	33-0	281	8.5	32-81	.395	0-0	.000	37-53	.698	31	47	78	2.4	9	0.3	48-0	5	14	5	101	3.1	13
Ekezie (Dal)	4-0	8	2.0	0-4	.000	0-0	.000	0-0	.000	0	2	2	0.5	0	0.0	0-0	0	0	0	0	0.0	0
Harvey	18-0	65	3.6	8-14	.571	0-0	.000	6-16	.375	6	14	20	1.1	2	0.1	15-0	3	7	1	22	1.2	5
Bryant	18-1	101	5.6	8-20	.400	0-0	.000	3-5	.600	4	17	21	1.2	3	0.2	29-1	1	5	2	19	1.1	6
Loeffler*	53-35	930	17.5	165-323	.511	1-3	.333	67-82	.817	75	137	212	4.0	67	1.3	159-1	40	70	27	398	7.5	17
Davis*	51-7	1261	24.7	139-314	.443	58-133	.436	35-41	.854	18	91	109	2.1	61	1.2	92-0	29	56	1	371	7.3	32
Alexander*	38-6	472	12.4	62-178	.348	3-10	.300	33-45	.733	20	43	63	1.7	21	0.6	76-1	16	21	3	160	4.2	20
Vaught*	37-1	392	10.6	55-121	.455	0-0	.000	4-6	.667	35	88	123	3.3	16	0.4	61-0	15	18	5	114	3.1	10
Curley*	5-0	15	3.0	1-4	.250	0-0	.000	1-4	.250	0	0	0	0.0	0	0.0	4-0	1	2	1	3	0.6	2
Mavericks	82	19805	-	3085-6716	.459	517-1357	.381	1552-1954	.794	831	2571	3402	41.5	1740	21.2	1907-18	618	1141	492	8239	100.5	122
Opponents	82	19805	-	2938-6693	.439	381-1140	.334	1631-2231	.731	1068	2623	3691	45.0	1778	21.7	1848-21	622	1273	379	7888	96.2	119

**CONTENT****THE ORGANIZATION****PLAYERS****THE NBA****HISTORY****RECORDS****PLAYOFFS****MEDIA****REVIEW**

No	Date	H-R	W-L	Opponent	Score	Home Record	Road Record	Total Record	Sk	Dallas Hi Scorer	Pt	Dallas Hi Rebr	Rb	Dallas Hi Assists	Ast	Opponent Hi Scorer	Pt	Attend
1	10/31	H	W	Milwaukee	97-93	1-0	0-0	1-0	W1	Finley	26	Buckner	11	Finley	8	Allen	26	16,600
2	11/2	H	W	Indiana	94-88	2-0	0-0	2-0	W2	Nash	18	Bradley	7	Nash	5	Best	30	11,750
3	11/4	H	L	Utah	106-112	2-1	0-0	2-1	L1	Nash	24	Bradley	14	Nash	12	Malone	35	16,500
4	11/6	R	W	Denver	108-96	2-1	1-0	3-1	W1	Finley	26	Finley/Nowitzki	6	Eisley	8	LaFrentz	23	11,190
5	11/8	H	L	Vancouver	74-101	2-2	1-0	3-2	L1	Laettner	17	Bradley	9	Eisley	5	Abdur-Rahim	22	11,500
6	11/10	H	W	San Antonio	79-77	3-2	1-0	4-2	W1	Finley	20	Nowitzki	10	Nash	7	Anderson	17	17,296
7	11/12	R	L	Sacramento	84-109	3-2	1-1	4-3	L1	Nowitzki	16	Vaught	8	Nash	4	Stojakovic	28	17,317
8	11/13	R	W	L.A. Clippers	90-76	3-2	2-1	5-3	W1	Bradley	22	Bradley/Nowitzki	8	Finley	5	Richardson	19	9,340
9	11/15	R	L	Phoenix	78-99	3-2	2-2	5-4	L1	Nash	19	Buckner	10	Nash	6	Marion/Rogers	19	16,652
10	11/17	R	W	Seattle	99-95	3-2	3-2	6-4	W1	Nowitzki	28	Nowitzki	14	Nash	9	Payton	22	12,285
11	11/18	R	W	Vancouver	91-88	3-2	4-2	7-4	W2	Davis/Nowitzki	20	Nowitzki	10	Nash	4	Harrington	23	13,301
12	11/20	R	W	Utah	107-98	3-2	5-2	8-4	W3	Finley	29	Nowitzki	14	Nash	17	Russell	17	18,869
13	11/21	H	L	Seattle	110-116	3-3	5-2	8-5	L1	Davis	32	Bradley	8	Nash	12	Payton	28	15,100
14	11/25	H	W	Denver	108-84	4-3	5-2	9-5	W1	Nowitzki	24	Nowitzki	13	Eisley/Finley	6	McDyess	19	16,234
15	11/28	H	W	Toronto	107-93	5-3	5-2	10-5	W2	Finley	32	Bradley/Vaught	7	Nash	10	Williamson	22	16,016
16	11/30	R	L	Portland	84-95	5-3	5-3	10-6	L1	Alexander	20	Nowitzki	9	Laettner	5	Wallace	28	19,980
17	12/2	R	W	Golden State	97-78	5-3	6-3	11-6	W1	Nowitzki	24	Bradley	14	Finley	10	Jamison	20	12,187
18	12/3	R	L	L.A. Lakers	97-99	5-3	6-4	11-7	L1	Nowitzki	25	Nowitzki	11	Eisley	10	Bryant	38	18,997
19	12/5	R	L	Houston	102-109	5-3	6-5	11-8	L2	Nowitzki	35	Nowitzki	12	Eisley	7	Francis	36	11,426
20	12/6	H	W	New York	94-85	6-3	6-5	12-8	W1	Finley	21	Nowitzki	14	Nash	6	Camby	18	14,551
21	12/8	H	W	Chicago	105-86	7-3	6-5	13-8	W2	Nash	22	Lv/Sh/Dn	7	Nash	5	El-Amin	18	16,600
22	12/10	R	W	New Jersey	99-73	7-3	7-5	14-8	W3	Nowitzki	31	Nowitzki	8	Eisley/Nash	6	Martin	18	10,654
23	12/12	R	L	Cleveland	87-92	7-3	7-6	14-9	L1	Nash	21	Finley	7	Nash	8	Ilgaukas	24	12,577
24	12/13	R	L	Indiana	92-97	7-3	7-7	14-10	L2	Eisley	27	Nowitzki	7	Nash	8	Rose	24	16,740
25	12/15	R	W	Philadelphia	112-94	7-3	8-7	15-10	W1	Nowitzki	36	Davis/Laettner	8	Nash	13	Iverson	26	18,563
26	12/17	R	W	Detroit	99-90	7-3	9-7	16-10	W2	Nowitzki	25	Bradley	8	Nash	9	Stackhouse	24	11,389
27	12/18	R	W	Boston	106-98	7-3	10-7	17-10	W3	Nowitzki	31	Bradley	6	Nash	14	Pierce	20	11,327
28	12/20	H	W	Portland	106-101	8-3	10-7	18-10	W4	Nowitzki	29	Bradley/Nowitzki	12	Nash	8	Stoudemire	22	17,750
29	12/22	H	L	L.A. Lakers	103-108	8-4	10-7	18-11	L1	Nowitzki	29	Nowitzki	10	Finley/Nash	8	Bryant	35	18,201
30	12/26	H	W	Seattle	114-93	9-4	10-7	19-11	W1	Finley	38	Nowitzki	11	Finley/Eisley/Nash	8	Payton	23	13,655
31	12/28	H	W	L.A. Clippers	105-96	10-4	10-7	20-11	W2	Finley	25	Nowitzki	15	Nash	8	Odom	21	14,260
32	12/30	H	L	Houston	99-114	10-5	10-7	20-12	L1	Finley	32	Finley	9	Nash	6	Mobley	24	18,187
33	1/3	H	L	Detroit	104-107	10-6	10-7	20-13	L2	Finley	35	Nowitzki	12	Nash	9	Stackhouse	33	12,789
34	1/5	R	W	Toronto	115-105	10-6	11-7	21-13	W1	Nowitzki	29	Bradley	14	Nash	8	Carter	33	19,800
35	1/6	R	W	Washington	103-95	10-6	12-7	22-13	W2	Nowitzki	28	Bradley	17	Nash	13	Three With	16	12,741
36	1/8	R	W	Chicago	104-91	10-6	13-7	23-13	W3	Finley	30	Finley/Nowitzki	10	Nash	8	Brand	23	21,344
37	1/10	R	W	Minnesota	106-86	10-6	14-7	24-13	W4	Nowitzki	28	Bradley/Laettner	9	Nash	11	Garnett	26	16,274
38	1/11	R	L	Milwaukee	94-102	10-6	14-8	24-14	L1	Finley	30	Laettner	12	Eisley	4	Cassell	21	15,675
39	1/13	H	L	Phoenix	86-103	10-7	14-8	24-15	L2	Finley	27	Bradley	13	Finley	6	Marion	23	18,187
40	1/15	H	L	Sacramento	105-116	10-8	14-8	24-16	L3	Nowitzki	28	Nowitzki	11	Eisley	8	Webber	34	18,187
41	1/17	R	W	Charlotte	91-90	10-8	15-8	25-16	W1	Nowitzki	27	Vaught	10	Eisley	8	Mashburn	24	14,134
42	1/18	H	W	Orlando (Dt)	115-106	11-8	15-8	26-16	W2	Nowitzki	38	Nowitzki	17	Eisley	7	McGrady	32	13,355
43	1/20	H	W	Denver	97-79	12-8	15-8	27-16	W3	Nowitzki	27	Nowitzki	12	Eisley	10	Van Exel	16	18,187
44	1/23	H	L	Philadelphia	98-114	12-9	15-8	27-17	L1	Finley	27	Nowitzki	15	Finley/Nash	7	Iverson	30	18,187
45	1/25	H	W	Vancouver	120-83	13-9	15-8	28-17	W1	Nash	21	Nowitzki	10	Nash	7	Three With	13	12,690
46	1/27	R	L	Denver	100-102	13-9	15-9	28-18	L1	Finley	32	Nowitzki	14	Finley/Nowitzki	6	Willis/Van Exel	18	19,099
47	2/1	H	W	Miami (Dt)	95-91	14-9	15-9	29-18	W1	Finley	26	Bradley	13	Eisley	4	Mason	23	14,497
48	2/3	H	W	Golden State	101-95	15-9	15-9	30-18	W2	Nowitzki	23	Nowitzki	9	Eisley	8	Sura	28	18,187
49	2/5	R	W	Atlanta	91-81	15-9	16-9	31-18	W3	Eisley/Nowitzki	22	Nowitzki	11	Eisley/Laettner	4	Terry	21	10,771
50	2/7	R	L	New York (2Dt)	93-96	15-9	16-10	31-19	L1	Finley	21	Laettner	8	Finley	5	Sprewell	20	19,763
51	2/13	R	L	San Antonio	92-104	15-9	16-11	31-20	L2	Nowitzki	30	Nowitzki	10	Buckner	3	Duncan	28	17,705
52	2/15	H	W	Cleveland	102-81	16-9	16-11	32-20	W1	Finley/Nowitzki	17	Nowitzki	15	Eisley	5	Jackson/Miller	14	14,265
53	2/17	H	W	Washington	112-105	17-9	16-11	33-20	W2	Finley	26	Nowitzki	10	Nash	9	Howard	27	18,187
54	2/20	H	L	L.A. Lakers	109-119	17-10	16-11	33-21	L1	Nash	31	Nowitzki	8	Nash	7	O'Neal	29	18,287
55	2/22	H	W	Boston	98-91	18-10	16-11	34-21	W1	Nowitzki	23	Najera	12	Nash	12	Pierce	23	17,470
56	2/24	H	L	San Antonio	104-107	18-11	16-11	34-22	L1	Nash	29	Nowitzki	9	Nash	10	Duncan	31	18,187
57	2/26	R	W	L.A. Clippers	103-92	18-11	17-11	35-22	W1	Finley	23	Bradley	10	Nash	11	Odom	22	13,521
58	2/27	R	W	Vancouver	116-112	18-11	18-11	36-22	W2	Nowitzki	31	Nowitzki	6	Finley	11	Abdur-Rahim	36	12,977
59	3/3	H	W	Houston	100-95	19-11	18-11	37-22	W3	Finley	27	Nowitzki	13	Nash	7	Olajuwon	27	18,187
60	3/5	R	L	Orlando	81-95	19-11	18-12	37-23	L1	Nowitzki	22	Nowitzki	14	Nash	6	McGrady	23	13,636
61	3/7	R	W	Miami	93-86	19-11	19-12	38-23	W1	Nowitzki	29	Bradley/Howard	14	Nash	7	Mason	25	15,864
62	3/9	H	W	Golden State	102-73	20-11	19-12	39-23	W2	Nowitzki	32	Bradley	20	Finley/Nash	7	Jamison	16	18,187
63	3/11	H	W	L.A. Clippers	111-93	21-11	19-12	40-23	W3	Nowitzki	22	Bradley	11	Finley	8	Richardson	15	18,187
64	3/13	H	W	New Jersey	122-98	22-11	19-12	41-23	W4	Howard	27	Howard	9	Nash	11	Newman	18	15,934
65	3/15	H	W	Minnesota	103-83	23-11	19-12	42-23	W5	Finley	22	Nowitzki	14	Nash	7	Garnett	28	17,472
66	3/17	H	W	Phoenix	109-99	24-11	19-12	43-23	W6	Nowitzki	34	Howard	14	Finley	11	Kidd	32	18,187
67	3/20	H	L	Portland	88-96	24-12	19-12	43-24	L1	Finley	24	Nowitzki	13	Nash	9	Wallace	18	18,187
68	3/21	R	L	Minnesota	97-109	24-12	19-13	43-25	L2	Nowitzki	30	Bradley	7	Eisley	6	Garnett	28	18,101
69	3/24	H	W	Charlotte	103-100	25-12	19-13	44-25	W1	Finley	31	Bradley	12	Finley	7	Campbell/Westley	25	18,187
70	3/26	R	W	Utah	98-90	25-12	20-13	45-25	W2	Finley	33	Nowitzki	13	Nash	9	Malone	21	19,911
71	3/28	R	W	Portland	94-84	25-12	21-13	46-25	W3	Howard	24	Nowitzki	14	Nash	8	Sabonis	19	20,580
72	3/30	R	L	L.A. Lakers	89-98	25-12	21-14	46-26	L1	Nowitzki	24	Nowitzki	9	Eisley	6	O'Neal	35	18,997
73	4/1	R	W	Sacramento	119-107	25-12	22-14	47-26	W1	Howard	32	Howard	12	Nash	12	Webber	27	17,317
74	4/3	R	W	Houston	109-97	25-12	23-14	48-26	W2	Finley	27	Nowitzki	9	Nash	9	Mobley	28	11,926
75	4/5	H	W	Atlanta	108-94	26-12	23-14	49-26	W3	Howard	20	Bradley	15	Eisley	7	Mohammed	23	18,187
76	4/7	H	L	Utah	103-116	26-13	23-14	49-27	L1	Howard	24	Nowitzki	9	Nash	11	Malone	31	18,187
77	4/10	R	L	San Antonio	79-91	26-13	23-15	49-28	L2	Finley	25	Booth	11	Nash	5	Robinson	34	25,682
78	4/11	R	L	Phoenix	106-111	26-13	23-16	49-29	L3	Finley	34	Nowitzki	11	Nash	5	Marion	38	19,023
79	4/13	H	W	Sacramento	101-97	27-13	23-16	50-29	W1	Finley	31	Bradley	15					



1999-2000

TOP ROW L-R BRIAN ZETTLER, ASSISTANT COACH CHARLIE PARKER, PRESIDENT & CEO TERDEMA USSERY, KIKI VANDEWEGHE, HEAD COACH/GENERAL MANAGER DON NELSON, OWNER MARK CUBAN, CEDRIC CEBALLOS, SEAN ROOKS, SHAWN BRADLEY, BRUNO SUNDQVIST, DIRK NOWITZKI, GARY TRENT, SCOTT ROTH, GAR HEARD, DONN NELSON, OWNER ROSS PEROT, JR.

BOTTOM ROW L-R ATHLETIC TRAINER ROGER HINDS, STEVE SMITH, HUBERT DAVIS, ERICK STRICKLAND, ROBERT PACK, MICHAEL FINLEY, DAMON JONES, GREG BUCKNER, STEVE NASH, CHAD LEWIS, DWAYNE WILSON

SEASON NOTEBOOK

Won 40, lost 42 (fourth, Midwest)...Mark Cuban purchased the Mavericks on Jan. 4, 2000...from that point on, the team went 31-19...the Mavericks posted back-to-back home winning records for the first time since 1988-89 and 1989-90...Dallas went 22-19 at home and 15-10 in 1998-99...Dallas had a 28-24 record against the West, which was the best record in 10 years...the Mavericks finished 9-1 in April, which at the time, was the best month ever in franchise history (winning percentage-wise)...Dallas went 16-5 in the last 21 games, which tied for the best finish in franchise history (in 1986-87 the team was also 16-5)...the Mavericks went 25-16 in the second half of the season, which was the best second-half record since 1989-90 when the team was 26-15...Michael Finley was one of only four players in the league who averaged more than 20 points, 5 rebounds and 5 assists (Kevin Garnett, Grant Hill and Gary Payton were the other three)...Finley led the NBA in minutes played at 42.2 a game...the Mavericks defeated every Western Conference opponent at least once for the first time since 1987-88.

	G-S	Min	Avg	Fg-Att	Pct	3Fg-Att	Pct	Fr-Att	Pct	Off	Def	Reb	Avg	Ast	Avg	Pf-D	Stl	To	Blk	Pts	Avg	Hi
Finley	82-82	3464	42.2	748-1636	.457	99-247	.401	260-317	.820	122	396	518	6.3	438	5.3	171-1	109	196	32	1855	22.6	38
Nowitzki	82-81	2938	35.8	515-1118	.461	116-306	.379	289-348	.830	102	430	532	6.5	203	2.5	256-4	63	141	68	1435	17.5	32
Ceballos	69-25	2064	29.9	447-1002	.446	44-134	.328	209-248	.843	172	290	462	6.7	90	1.3	165-3	56	125	24	1148	16.6	39
Trent	11-11	301	27.4	70-142	.493	0-2	.000	11-21	.524	20	32	52	4.7	22	2.0	28-0	8	25	3	151	13.7	22
Strickland	68-67	2025	29.8	316-730	.433	73-186	.392	162-195	.831	69	254	323	4.8	211	3.1	190-3	105	102	13	867	12.8	36
Pack	29-22	665	22.9	96-230	.417	4-11	.364	63-78	.808	7	35	42	1.4	168	5.8	44-0	31	76	3	259	8.9	27
Nash	56-27	1532	27.4	173-363	.477	60-149	.403	75-85	.882	34	87	121	2.2	272	4.9	122-1	37	102	3	481	8.6	24
Bradley	77-54	1901	24.7	266-555	.479	1-5	.200	114-149	.765	160	337	497	6.5	60	0.8	260-7	71	74	190	647	8.4	26
Davis	79-15	1817	23.0	217-464	.468	82-167	.491	67-77	.870	17	117	134	1.7	141	1.8	109-0	24	70	3	583	7.4	27
Buckner	48-1	923	19.2	111-233	.476	10-26	.385	43-63	.683	56	118	174	3.6	55	1.1	148-1	38	36	20	27	5.7	25
Rooks	71-13	1001	14.1	122-283	.431	0-0	.000	65-89	.730	82	166	248	3.5	68	1.0	169-0	29	70	52	309	4.4	13
Jones (Tot)	55-1	612	11.1	80-208	.385	41-114	.360	32-48	.667	12	43	55	1.0	96	1.7	34-0	18	40	1	233	4.2	18
Jones (Dal)	42-0	416	9.9	55-154	.357	30-91	.330	25-39	.641	12	27	39	0.9	57	1.4	21-0	12	25	1	165	3.9	18
Sundov	14-0	61	4.4	12-31	.387	0-0	.000	2-2	1.000	5	7	12	0.9	2	0.1	16-0	2	4	2	26	1.9	4
Hughes*	21-0	224	10.7	35-72	.486	0-1	.000	12-26	.462	24	25	49	2.3	9	0.4	30-0	3	14	1	82	3.9	13
Rodman*	12-12	389	32.4	12-31	.387	0-1	.000	10-14	.714	48	123	171	14.3	14	1.2	41-2	2	19	1	34	2.8	6
Jackson*	1-0	1	1.0	0-0	.000	0-0	.000	0-0	.000	0	0	0	0.0	0	0.0	0-0	0	0	0	0	0.0	0
Rhodes*	1-0	8	8.0	0-3	.000	0-0	.000	0-0	.000	1	0	1	1.0	0	0.0	0-0	2	2	0	0	0.0	0
Mavericks	82	19730	-	3195-7047	.453	519-1326	.391	1407-1751	.804	931	2444	3375	41.2	1810	22.1	1770-22	592	1124	416	8316	101.4	125
Opponents	82	19730	-	3225-7053	.457	429-1244	.345	1484-2005	.740	1251	2719	3970	48.4	1901	23.2	1814-12	604	1318	416	8363	102.0	130

**CONTENT****THE ORGANIZATION****PLAYERS****THE NBA****HISTORY****RECORDS****PLAYOFFS****MEDIA****REVIEW**

No	Date	H-R	W-L	Opponent	Score	Home Record	Road Record	Total Record	Sk	Dallas Hi Scorer	Pt	Dallas Hi Rebr	Rb	Dallas Hi Assists	Ast	Opponent Hi Scorer	Pt	Attend
1	11/2	H	W	Golden State	108-96	1-0	0-0	1-0	W1	Ceballos	27	Mf/Dn	7	Strickland	5	Starks	20	12,848
2	11/4	R	L	Seattle	96-106	1-0	0-1	1-1	L1	Ceballos	34	Bradley	8	Pack	11	Baker/M'well	22	16,140
3	11/6	R	W	Golden State	120-97	1-0	1-1	2-1	W1	Finley	23	Ceballos	13	Pack	8	J'son/Mills	21	12,708
4	11/7	R	L	L.A. Lakers	97-105	1-0	1-2	2-2	L1	Finley	29	Nowitzki	9	Nash	7	O'Neal	30	18,068
5	11/9	H	L	L.A. Lakers	101-123	1-1	1-2	2-3	L2	Finley/S'land	19	Ceballos/Rooks	7	Strickland	4	O'Neal	27	17,349
6	11/11	R	L	Miami	105-128	1-1	1-3	2-4	L3	Nowitzki	23	Nowitzki	9	Dn/Sn/Rp	5	Mashburn	34	14,683
7	11/13	H	W	Orlando	125-117	2-1	1-3	3-4	W1	Finley	28	Ceballos	12	Pack	10	Gatling	31	12,558
8	11/16	H	W	Houston	114-95	3-1	1-3	4-4	W2	Finley	28	Finley	13	Pack	10	Drew	15	14,371
9	11/17	R	L	Charlotte	99-104	3-1	1-4	4-5	L1	Pack	27	Ceballos	14	Pack	14	Jones	24	15,137
10	11/19	H	L	Sacramento	94-103	3-2	1-4	4-6	L2	Finley	24	Finley	12	Finley	8	Webber	24	15,507
11	11/20	R	L	San Antonio	90-106	3-2	1-5	4-7	L3	Finley	19	Nowitzki	12	Davis	7	Jackson	23	16,596
12	11/23	R	L	Houston	99-119	3-2	1-6	4-8	L4	Nowitzki	31	Finley	8	Davis/Finley	6	Barkley	26	15,088
13	11/24	R	L	Orlando	100-112	3-2	1-7	4-9	L5	Finley	35	N'zki/S'land	9	Strickland	11	Armstrong	33	12,741
14	11/27	H	W	Chicago	95-83	4-2	1-7	5-9	W1	Finley	24	Ceballos	7	Nash/S'land	7	Brand	18	14,436
15	11/29	R	L	New York	82-107	4-2	1-8	5-10	L1	Finley	20	Finley	8	Nowitzki	6	Ward	25	19,763
16	11/30	R	L	Cleveland	99-106	4-2	1-9	5-11	L2	Davis	27	Finley	12	Finley	11	Kemp	25	11,033
17	12/2	R	W	Chicago	101-95	4-2	2-9	6-11	W1	Finley	30	Finley	9	Davis	6	Artest	22	22,109
18	12/4	R	W	Minnesota	103-84	4-2	3-9	7-11	W2	Finley	32	Ceballos	12	Finley	5	Garnett	20	16,671
19	12/5	R	L	Milwaukee	97-103	4-2	3-10	7-12	L1	Finley	29	Nowitzki	10	Nowitzki	6	Allen	20	12,214
20	12/7	H	L	Vancouver	95-104	4-3	2-11	7-13	L2	Nowitzki	31	Ceballos	12	Pack	12	Abdur-Rahim	26	11,552
21	12/8	R	L	Utah	79-85	4-3	3-11	7-14	L3	Ceballos	19	Finley	10	Finley	8	Malone	29	18,090
22	12/11	H	W	Phoenix	120-115	5-3	3-11	8-14	W1	Finley	33	Finley	14	Pack	11	Robinson	28	14,444
23	12/14	H	L	San Antonio	93-111	5-4	3-11	8-15	L1	Ceballos	27	Ceballos	10	Pack	8	Duncan	29	13,685
24	12/16	H	L	New York	93-100	5-5	3-11	8-16	L2	Nowitzki	24	Bradley	10	Finley/Pack	7	Houston	31	13,796
25	12/18	H	L	Minnesota	104-108	5-6	3-11	8-17	L3	Finley	25	Bradley/Finley	10	Finley	7	Garnett	27	13,702
26	12/20	H	L	Miami	89-92	5-7	3-11	8-18	L4	Trent	22	Bradley	10	Finley/Trent	4	Brown	25	14,049
27	12/23	R	W	Phoenix	111-110	5-7	4-11	9-18	W1	Finley	33	Finley	13	Finley	13	Robinson	30	19,023
28	12/26	R	L	Sacramento	111-118	5-7	4-12	9-19	L1	Finley	23	Finley	8	Finley	8	Webber	31	17,317
29	12/27	R	L	L.A. Lakers	106-108	5-7	4-13	9-20	L2	Nowitzki	30	Trent	13	Finley	8	O'Neal	35	18,997
30	12/30	H	L	Toronto	104-109	5-8	4-13	9-21	L3	Nowitzki	32	Finley	7	Jones	9	McGrady	24	16,490
31	1/4	R	L	Denver	96-98	5-8	4-14	9-22	L4	Finley	28	Finley	8	Finley	10	McDyess	27	10,549
32	1/6	H	L	Utah	92-105	5-9	4-14	9-23	L5	Finley	30	Ceballos	14	Finley	8	Malone	24	12,218
33	1/8	H	W	Atlanta	95-85	6-9	4-14	10-23	W1	Finley	28	Ceballos	14	Finley	9	Rider	24	12,814
34	1/10	R	L	Portland	94-107	6-9	4-15	10-24	L1	Nowitzki	19	Ceballos	11	Finley	5	Sp/Ds/Ds	17	19,980
35	1/11	R	W	Golden State	109-102	6-9	5-15	11-24	W1	Ceballos	29	Ceballos	12	Finley	10	Jamison	28	9,887
36	1/15	H	W	Portland	113-105	7-9	5-15	12-24	W2	Finley	32	Ceballos	11	Finley	8	Pippen	22	18,148
37	1/17	H	L	Houston	111-121	7-10	5-15	12-25	L1	Ceballos	39	Ceballos	9	Strickland	7	Francis	31	15,080
38	1/19	R	W	Washington	104-86	7-10	6-15	13-25	W1	Finley	23	Nowitzki	9	Finley	9	Murray	17	11,358
39	1/22	R	L	New Jersey	95-98	7-10	6-16	13-26	L1	Ceballos	36	Bradley	11	Finley	9	Gill	23	13,682
40	1/23	R	W	Detroit	99-91	7-10	7-16	14-26	W1	Ceballos	22	Ceballos/Finley	10	Finley/S'land	6	Stackhouse	36	13,047
41	1/25	H	W	Golden State	117-103	8-10	7-16	15-26	W2	Finley	30	Bradley	12	Finley	10	Jamison	33	13,164
42	1/27	H	W	L.A. Clippers	99-90	9-10	7-16	16-26	W3	Nowitzki	24	Bradley	10	Finley	10	Anderson	35	11,927
43	1/29	H	W	Denver	107-96	10-10	7-16	17-26	W4	Ceballos	31	Ceballos	10	Strickland	6	Stith	27	16,674
44	2/1	H	L	Philadelphia	100-101	10-11	7-16	17-27	L1	Ceballos	26	Ceballos	12	Nash	8	Iverson	29	13,506
45	2/3	H	W	Charlotte	106-96	11-11	7-16	18-27	W1	Finley	32	Finley	9	Nash	6	Jones	21	11,126
46	2/5	R	W	L.A. Clippers	119-106	11-11	8-16	19-27	W2	Strickland	24	Finley	10	Finley	9	Taylor	17	13,646
47	2/6	R	W	Vancouver (Ot)	103-99	11-11	9-16	20-27	W3	Finley	34	Strickland	9	Nash	7	Abdur-Rahim	36	14,861
48	2/9	H	L	Seattle	106-117	11-12	9-16	20-28	L1	Ceballos/Finley	26	Rodman	13	Finley/S'land	5	Lewis	30	18,203
49	2/15	H	L	Milwaukee	99-112	11-13	9-16	20-29	L2	Bradley	20	Rodman	16	Finley	6	Robinson	29	11,912
50	2/17	H	W	Detroit	106-97	12-13	9-16	21-29	W1	Nowitzki	22	Nowitzki	12	Strickland	7	Stackhouse	22	16,241
51	2/20	R	W	Toronto	100-96	12-13	10-16	22-29	W2	Ceballos/Finley	23	Rodman	16	Nash	4	Carter	24	19,800
52	2/21	R	L	Indiana	93-94	12-13	10-17	22-30	L1	Nowitzki	23	Rodman	18	Finley/Nowitzki	5	Rose	28	18,345
53	2/24	H	L	Utah	85-92	12-14	10-17	22-31	L2	Ceballos	26	Rodman	12	Finley	6	Russell	25	18,187
54	2/26	H	W	Denver	98-96	13-14	10-17	23-31	W1	Ceballos/Pack	22	Rodman	14	Pack	12	McDyess	22	18,187
55	2/28	R	W	Boston	108-100	13-14	11-17	24-31	W2	Nowitzki	26	Rodman	16	Nash/Pack	8	Walker	23	16,981
56	2/29	R	L	Philadelphia	87-106	13-14	11-18	24-32	L1	Rooks	15	Pack	11	Pack	4	Iverson	35	17,586
57	3/2	H	L	New Jersey	102-103	13-15	11-18	24-33	L2	Strickland	31	Rodman	21	Pack	9	Marbury	25	13,757
58	3/4	R	L	Phoenix	96-110	13-15	11-19	24-34	L3	Ceballos	33	Rodman	19	Pack	9	Rogers	29	19,023
59	3/6	R	L	Sacramento	109-130	13-15	11-20	24-35	L4	Ceballos	27	Rodman	8	Finley	5	Webber	22	17,317
60	3/7	R	L	Seattle	86-101	13-15	11-21	24-36	L5	Finley	31	Rodman	15	Mf/Dn/Sn	5	Patterson	32	13,621
61	3/9	H	L	Minnesota	79-100	13-16	11-21	24-37	L6	Bradley	26	Bradley	9	Finley	5	Garnett	22	13,435
62	3/11	H	W	Phoenix	104-99	14-16	11-21	25-37	W1	Strickland	36	Bradley	12	Pack	8	Robinson	29	18,187
63	3/14	H	W	Indiana	111-90	15-16	11-21	26-37	W2	Nowitzki	28	Buckner	11	Finley	11	Best	26	15,761
64	3/16	R	W	San Antonio	110-88	15-16	12-21	27-37	W3	Strickland	26	Rooks	11	Nash	11	Robinson	20	23,592
65	3/18	H	L	Boston	99-104	15-17	12-21	27-38	L1	Finley	28	Nowitzki	11	Nash/S'land	6	Walker	29	17,102
66	3/19	R	W	Atlanta	89-85	15-17	13-21	28-38	W1	Finley	31	Bradley/Finley	7	Nash/S'land	5	Henderson	24	10,377
67	3/21	H	W	San Antonio	97-96	16-17	13-21	29-38	W2	Finley	24	Bradley	8	Nash	4	Robinson	30	15,578
68	3/23	H	L	Cleveland	98-104	16-18	13-21	29-39	L1	Finley	29	Finley	10	Nash	6	Kemp	22	13,043
69	3/25	H	L	Washington	86-93	16-19	13-21	29-40	L2	Nowitzki	18	Bradley	14	Nash	7	Whitney	29	15,403
70	3/27	R	W	Utah	113-105	16-19	14-21	30-40	W1	Finley	31	Nowitzki	17	Nash	11	Malone	26	19,911
71	3/28	R	W	L.A. Clippers	112-102	16-19	15-21	31-40	W2	Finley/N'zki	20	Finley	12	Finley	10	Piatkowski	28	10,157
72	3/30	R	L	Portland	85-96	16-19	15-22	31-41	L1	Finley	30	Finley	7	Nash	7	Wallace	34	20,399
73	4/2	R	W	Vancouver	100-86	16-19	16-22	32-41	W1	Nowitzki	22	Bradley	10	Nash	10	Abdur-Rahim	23	12,941
74	4/4	H	W	Sacramento	105-102	17-19	16-22	33-41	W2	Finley	38	Bradley	7	Nash	10	Williamson	20	14,029
75	4/6	R	W	Denver (Ot)	116-115	17-19	17-22	34-41	W3	Nowitzki	32	Nowitzki	9	Nash	10	McCloud	23	14,673
76	4/8	H	W	L.A. Clippers	98-96	18-19	17-22	35-41	W4	Finley/S'land	19	Finley	8	Finley/Nash	7	Nesby	29	13,552
77	4/11	H	W	Portland	92-81	19-19	17-22	36-41	W5	Finley	24	Nowitzki	14	Nash	6	Wallace	13	14,005
78	4/13	R	L	Houston	102-111	19-19	17-23	36-42	L1	Finley	35	B'ley/B'ner	9	Finley	9	Williams	21	14,634
79	4/14	H	W	Seattle	117-103	20-19	17-23	37-42	W1	Strickland	21	Nowitzki	10					



1998-1999

TOP ROW L-R PRESIDENT/CEO TERDEMA USSERY, ASSISTANT COACH CHARLIE PARKER, GENERAL MANAGER/HEAD COACH DON NELSON, A.C. GREEN, CHRIS ANSTEY, HOT ROD WILLIAMS, SHAWN BRADLEY, DIRK NOWITZKI, BRUNO SUNDÖV, ANSU SESAY, ASSISTANT COACH DONN NELSON, ASSISTANT COACH SCOTT ROTH

BOTTOM ROW L-R HEAD ATHLETIC TRAINER ROGER HINDS, ASSISTANT ATHLETIC TRAINER STEVE SMITH, ERICK STRICKLAND, HUBERT DAVIS, STEVE NASH, MICHAEL FINLEY, CEDRIC CEBALLOS, ROBERT PACK, SAMAKI WALKER, GARY TRENT, STRENGTH AND CONDITIONING COACH CHAD LEWIS


SEASON NOTEBOOK

Won 19, lost 31 (fifth, Midwest)...Dallas' .381 winning percentage extended over 82 games would have equated to 31 wins...the winning percentage was the highest since a 36-56 (.439) record in 1994-95...the Mavericks finished with a 15-10 record at Reunion Arena, their best home mark since going 30-11 in 1989-90...For the second year in a row, Michael Finley led the Mavericks in scoring (20.2) and minutes (41.0)...Hubert Davis finished the season ranked third in the NBA in three-point shooting percentage (.451)...Finley ranked third in the NBA in minutes...Shawn Bradley finished the season with 159 blocks...he was second in the NBA (behind Alonzo Mourning) with 3.24 blocks per game...Dallas missed 144 player games due to injury/illness...the Mavericks finished April 8-7, their first winning month since going 10-6 in March of 1995...rookie Dirk Nowitzki capped off his season with 8 double-doubles in his last 12 games.

	G-S	Min	Avg	Fg-Att	Pct	3Fg-Att	Pct	Ft-Att	Pct	Off	Def	Reb	Avg	Ast	Avg	Pf-D	Stl	To	Blk	Pts	Avg	Hi
Finley	50-50	2051	41.0	389-876	.444	45-136	.331	186-226	.823	69	194	263	5.3	218	4.4	96-1	66	107	15	1009	20.2	36
Trent	45-23	1362	30.3	287-602	.477	0-5	.000	145-235	.617	127	224	351	7.8	77	1.7	122-1	29	66	23	719	16.0	33
Ceballos	13-33	52	27.1	59-140	.421	11-28	.393	34-49	.694	23	62	85	6.5	12	0.9	23-1	7	28	5	163	12.5	26
Davis	50-21	1378	27.6	174-397	.438	65-144	.451	44-50	.880	3	83	86	1.7	89	1.8	76-0	21	57	3	457	9.1	21
Pack	25-04	68	18.7	75-174	.431	0-4	.000	72-88	.818	9	27	36	1.4	81	3.2	41-0	20	49	1	222	8.9	31
Bradley	49-33	1294	26.4	167-348	.480	0-4	.000	86-115	.748	130	262	392	8.0	40	0.8	153-2	35	56	159	420	8.6	20
Nowitzki	47-24	958	20.4	136-336	.405	14-68	.206	99-128	.773	41	121	162	3.4	47	1.0	105-5	29	73	27	385	8.2	29
Nash	40-40	1269	31.7	114-314	.363	49-131	.374	38-46	.826	32	82	114	2.9	219	5.5	98-2	37	83	2	315	7.9	22
Strickland	33-25	67	17.2	89-221	.403	18-59	.305	53-65	.815	12	71	83	2.5	64	1.9	44-0	40	36	2	249	7.5	20
Walker	39-25	68	14.6	88-190	.463	0-1	.000	53-98	.541	46	97	143	3.7	6	0.2	87-3	9	37	16	229	5.9	16
Green	50-35	924	18.5	108-256	.422	0-8	.000	30-52	.577	82	146	228	4.6	25	0.5	69-0	28	19	8	246	4.9	19
Anstey	41-44	70	11.5	50-139	.360	0-7	.000	34-48	.708	35	62	97	2.4	27	0.7	98-1	18	26	13	134	3.3	12
Sundöv	3-0	11	3.7	2-7	.286	0-0	—	0-0	—	0	0	0	0.0	1	0.3	4-0	0	1	0	4	1.3	4
Williams	25-11	403	16.1	11-33	.333	0-0	—	7-10	.700	36	47	83	3.3	15	0.6	49-0	13	13	18	29	1.2	6
Mavericks	50	12075	-	1749-4033	.434	202-595	.339	881-1210	.728	645	1478	2123	42.5	921	18.4	1065-16	352	692	292	4581	91.6	112
Opponents	50	12075	-	1815-4037	.450	216-686	.315	855-1193	.717	660	1519	2179	43.6	1073	21.5	1042-4	361	699	244	4701	94.0	115

**CONTENT****THE ORGANIZATION****PLAYERS****THE NBA****HISTORY****RECORDS****PLAYOFFS****MEDIA****REVIEW**

No	Date	H-R	W-L	Opponent	Score	Home Record	Road Record	Total Record	Sk	Dallas Hi Scorer	Pt	Dallas Hi Rebr	Rb	Dallas Hi Assists	Ast	Opponent Hi Scorer	Pt	Attend
1	2/5	R	L	Seattle (ot)	86-92	0-0	0-1	0-1	L1	Ceballos	16	Green	11	Finley/Nash	5	Payton	28	17,072
2	2/7	R	W	Golden State (Zot)	102-99	0-0	1-1	1-1	W1	Ceballos	26	Nowitzki	12	Nash	12	Cummings	23	12,039
3	2/9	H	L	Utah	79-90	0-1	1-1	1-2	L1	Ceballos	19	Nowitzki	9	Nash	4	Malone	31	17,070
4	2/11	H	L	Houston	95-105	0-2	1-1	1-3	L2	Pack	31	Bradley	8	Finley	4	Dickerson	21	18,121
5	2/12	R	L	Denver	94-100	0-2	1-2	1-4	L3	Finley	28	Green	8	Nash	9	Van Exel	27	10,012
6	2/14	R	L	Vancouver	92-96	0-2	1-3	1-5	L4	Nash	18	Bradley	10	Nash	9	Mack	26	16,059
7	2/15	R	L	Portland	84-99	0-2	1-4	1-6	L5	Finley	21	Walker	6	Nash	4	Sabonis	16	18,231
8	2/17	R	L	L.A. Lakers	88-101	0-2	1-5	1-7	L6	Trent	15	Ceballos	8	Pack	7	O'Neal	24	13,492
9	2/19	R	L	Golden State	79-84	0-2	1-6	1-8	L7	Finley	19	Bradley	11	Finley/Nash	4	Starks	16	11,432
10	2/20	R	W	L.A. Clippers	105-90	0-2	2-6	2-8	W1	Finley	31	Trent	16	Nash	6	Piatkowski	16	10,946
11	2/22	R	L	Phoenix	83-101	0-2	2-7	2-9	L1	Ceballos	21	Bradley	7	Pack	5	Chapman	18	18,596
12	2/23	H	W	Atlanta	89-85	1-2	2-7	3-9	W1	Finley	22	Trent	10	Pack	8	Blaylock	22	13,387
13	2/25	H	W	Denver	90-81	2-2	2-7	4-9	W2	CC/MF	20	Ceballos	13	Nash	5	Van Exel	16	13,203
14	2/26	R	L	Utah	65-80	2-2	2-8	4-10	L1	Pack	18	Walker	8	Finley	3	Russell	17	19,911
15	2/27	H	W	Sacramento	97-90	3-2	2-8	5-10	W1	Trent	29	Trent	16	Pack	6	Divac	20	15,009
16	3/2	H	W	L.A. Clippers	112-99	4-2	2-8	6-10	W2	Finley	20	Green	12	Finley	9	Taylor	18	13,492
17	3/4	H	L	San Antonio	79-95	4-3	2-8	6-11	L1	Trent	14	Nowitzki	6	Finley	6	Duncan	26	14,719
18	3/5	R	L	Utah	95-106	4-3	2-9	6-12	L2	Finley	29	Finley/Trent	8	Trent	5	Malone	30	19,539
19	3/7	R	L	Sacramento	89-94	4-3	2-10	6-13	L3	Finley/Trent	18	Trent	14	Nash	7	Webber	18	14,715
20	3/9	H	L	Phoenix	91-103	4-4	2-10	6-14	L4	Finley	22	Bradley	14	Finley	12	Robinson	18	12,714
21	3/11	H	W	Orlando	93-76	5-4	2-10	7-14	W1	Trent	21	Green	11	Nash	11	Anderson	18	14,553
22	3/13	H	W	Vancouver	91-74	6-4	2-10	8-14	W2	Finley	21	Bradley	10	Nash	10	ABD-Rahim/Lopez	21	14,184
23	3/15	H	L	Portland	91-106	6-5	2-10	8-15	L1	Finley	21	Green	8	Finley	6	Rider	30	14,046
24	3/17	R	L	New Jersey	87-88	6-5	2-11	8-16	L2	Finley/Trent	21	Trent	16	Finley/Nash	4	Marbury	29	14,975
25	3/19	R	L	Detroit	87-94	6-5	2-12	8-17	L3	Finley	18	SB/MF/ES	6	Finley	8	Stackhouse	15	18,152
26	3/20	H	W	Sacramento	104-90	7-5	2-12	9-17	W1	MF/SN/GT	22	Trent	11	Finley	9	Abdul-Wahad	16	16,161
27	3/22	H	L	L.A. Lakers	93-96	7-6	2-12	9-18	L1	Finley	23	Green	10	Nash	8	O'Neal	25	18,121
28	3/24	H	L	Houston	78-88	7-7	2-12	9-19	L1	Bradley	20	Bradley	13	Finley	8	Olajuwon	24	15,111
29	3/26	H	W	Denver	98-79	8-7	2-12	10-19	W1	Finley	27	Bradley	8	Strickland	4	McDyess	16	13,096
30	3/27	R	L	San Antonio	77-99	8-7	2-13	10-20	L1	Finley	17	Bradley	12	Nash	5	Duncan	21	25,921
31	3/29	H	L	Seattle	101-109	8-8	2-13	10-21	L2	Trent	20	Walker	13	Strickland	7	Payton/Schrempf	20	13,311
32	3/30	R	L	Minnesota	78-98	8-8	2-14	10-22	L3	Trent	16	Trent	11	Nash	10	Garnett/Brandon	22	15,609
33	4/1	H	W	L.A. Clippers	93-84	9-8	2-14	11-22	W1	Trent	23	Bradley	13	Nash	9	Murray	17	13,336
34	4/5	R	L	Minnesota	93-100	9-8	2-15	11-23	L1	Trent	26	Trent	8	Nash	7	Garnett/Mitchell	18	14,107
35	4/7	R	L	Miami	87-93	9-8	2-16	11-24	L2	Trent	27	Trent	13	Nash	5	Brown	23	15,200
36	4/10	H	L	Golden State	90-91	9-9	2-16	11-25	L3	Trent	33	Bradley	13	Finley	6	Coles/Cummings	14	14,218
37	4/13	H	W	San Antonio	92-86	10-9	2-16	12-25	W1	Finley	25	Nowitzki	13	Nash	12	Robinson	22	13,142
38	4/15	H	W	Minnesota	101-95	11-9	2-16	13-25	W2	Finley	34	Bradley/Trent	9	Nash	6	Smith	21	13,034
39	4/16	R	L	Phoenix	85-92	11-9	2-17	13-26	L1	Nowitzki	29	Nowitzki	8	Pack	7	Kidd	24	18,623
40	4/17	H	L	Portland	94-102	11-10	2-17	13-27	L2	Finley/Trent	24	Trent	10	Finley	5	Anthony	23	13,358
41	4/20	H	W	Phoenix	104-100	12-10	3-17	14-27	W1	Finley	36	Bradley/Finley	10	HD/MF/DN	4	Kidd/Robinson	17	18,121
42	4/21	R	W	Houston	109-95	12-10	3-17	15-27	W2	Finley	27	Bradley/Trent	10	Finley	11	Olajuwon	27	16,285
43	4/22	R	L	San Antonio	76-103	12-10	3-18	15-28	L1	Finley	20	Anstey	10	Tied with	2	Robinson	18	18,720
44	4/24	R	L	Sacramento	102-105	12-10	3-19	15-29	L2	Trent	32	Trent	14	Finley	8	Divac	28	17,317
45	4/26	H	W	Chicago	101-93	13-10	3-19	16-29	W1	Finley	28	Bradley	17	Davis/Trent	5	Kukoc	26	13,011
46	4/27	H	W	Vancouver	84-75	14-10	3-19	17-29	W2	Trent	20	Bradley	12	Davis/Finley	5	Bibby	22	12,650
47	4/29	R	W	Houston	91-81	14-10	4-19	18-29	W3	Finley/Nowitzki	22	Bradley	11	Davis	6	Pippen	16	16,285
48	5/1	H	W	Golden State	105-94	15-10	4-19	19-29	W4	Finley	31	Bradley	15	Davis/Strickland	6	Marshall	36	15,669
49	5/3	R	L	L.A. Lakers	102-115	15-10	4-20	19-30	L1	Finley	24	Anstey	7	Strickland	6	O'Neal	26	17,505
50	5/4	R	L	Seattle	100-110	15-10	4-21	19-31	L2	Finley	34	Bradley	15	Finley	6	Payton	24	17,072



1997-1998

TOP ROW L-R ASSISTANT COACH CHARLIE PARKER, GENERAL MANAGER/HEAD COACH DON NELSON, MARTIN MÜÜRSEPP, ACE CUSTIS, CHRIS ANSTEY, ERIC RILEY, SHAWN BRADLEY, A.C. GREEN, SAMAKI WALKER, KURT THOMAS, BUBBA WELLS, ASSISTANT COACH DONN NELSON

BOTTOM ROW L-R ASSISTANT ATHLETIC TRAINER STEVE SMITH, KHALID REEVES, ROBERT PACK, HUBERT DAVIS, MICHAEL FINLEY, CEDRIC CEBALLOS, ERICK STRICKLAND, SHAWN RESPERT, ASSISTANT STRENGTH COORDINATOR & EQUIPMENT MANAGER CHAD LEWIS, ATHLETIC TRAINER ROGER HINDS. NOT PICTURED: ASSISTANT COACH SCOTT ROTH


SEASON NOTEBOOK

Won 20, lost 62 (fifth, Midwest)...Dallas was 4-4 in overtime games and only Milwaukee (5-4) and Minnesota (5-4) played in more overtime games in 1997-98...the Mavericks were 10-6 when scoring 100-plus points, and 4-2 when shooting better than .500 from the field...the Mavericks finished 8-8 in the month of March, having been 11-46 prior to March...that was the Mavericks' first .500 month since March of 1995...1997-98 marked the first time in club history that three different Mavericks ranked in the top five among league leaders in three different categories (Finley – 1st in minutes, Bradley – 3rd in blocks, Davis – 4th in 3-point percentage)...Michael Finley was the only Maverick to start every game...14 different Mavericks started at least one game and 18 different players saw action for Dallas...the Mavericks missed a club-record 363 player-games due to injury/illness (was 246 in 1992-93).

	G-S	Min	Avg	Fg-AH	Pct	3Fg-AH	Pct	Ft-AH	Pct	Off	Def	Reb	Avg	Ast	Avg	Pf-D	Sh	To	Blk	Pts	Avg	Hi
Finley	82-82	3394	41.4	675-1505	.449	87-244	.357	326-416	.784	149	289	438	5.3	405	4.9	163-0	132	219	30	1763	21.5	39
Bradley	64-46	1822	28.5	300-711	.422	1-3	.333	130-180	.722	164	354	518	8.1	60	0.9	214-9	51	96	214	731	11.4	26
Ceballos (Tot)	47-25	990	21.1	204-415	.492	21-70	.300	107-145	.738	75	146	221	4.7	60	1.3	88-0	33	72	16	536	11.4	25
Ceballos (Dal)	12-9	364	30.3	75-157	.478	6-20	.300	47-61	.770	24	48	72	6.0	25	2.1	29-0	11	33	8	203	16.9	25
Davis	81-30	2378	29.4	350-767	.456	101-230	.439	97-116	.836	34	135	169	2.1	157	1.9	117-0	43	88	5	898	11.1	25
Walker	41-19	1027	25.0	156-321	.486	0-1	.000	53-97	.546	96	206	302	7.4	24	0.6	127-2	30	61	40	365	8.9	26
Reeves	82-54	1950	23.8	248-593	.418	56-152	.368	165-213	.775	54	131	185	2.3	230	2.8	195-3	80	130	10	717	8.7	28
Pack	12-10	292	24.3	33-98	.337	3-6	.500	25-36	.694	8	26	34	2.8	42	3.5	17-0	20	38	1	94	7.8	23
Strickland	67-19	1505	22.5	199-558	.357	48-163	.294	65-84	.774	35	126	161	2.4	167	2.5	140-1	56	106	8	511	7.6	30
Thomas	5-0	73	14.6	17-45	.378	0-0	—	3-3	1.000	8	16	24	4.8	3	0.6	19-1	1	10	0	37	7.4	13
Green	82-68	2649	32.3	242-534	.453	-4	.000	116-162	.716	219	449	668	8.1	123	1.5	157-0	78	68	27	600	7.3	25
Respert (Tot)	57-4	911	16.0	130-293	.444	31-93	.333	48-61	.787	37	63	100	1.8	6	1.1	75-0	34	48	1	339	5.9	20
Respert (Dal)	10-0	215	21.5	36-84	.429	6-26	.231	4-7	.571	7	20	27	2.7	17	1.7	17-0	5	15	0	82	8.2	14
Anstey	41-8	680	16.6	92-231	.398	3-16	.188	53-74	.716	53	104	157	3.8	35	0.9	95-1	31	41	27	240	5.9	26
Müürsepp	41-7	603	14.7	83-191	.435	16-38	.421	51-67	.761	46	68	114	2.8	30	0.7	96-1	29	29	14	233	5.7	24
Riley	39-14	544	13.9	56-135	.415	0-1	.000	27-36	.750	43	90	133	3.4	22	0.6	80-0	15	37	46	139	3.6	16
Wells	39-2	395	10.1	48-116	.414	1-6	.167	31-43	.721	22	46	68	1.7	34	0.9	40-1	15	31	4	128	3.3	21
Scott*	52-42	1797	34.6	258-666	.387	94-273	.344	97-118	.822	39	158	197	3.8	129	2.5	121-1	43	92	32	707	13.6	33
Ollie*	16-0	214	13.4	14-42	.333	0-0	—	18-25	.720	6	15	21	1.3	32	2.0	16-0	6	16	0	46	2.9	11
Caldwell*	1-0	3	3.0	0-0	—	0-0	—	0-0	—	0	0	0	0.0	0	0.0	0-0	0	0	0	0	0.0	0
Mavericks	82	19905	-	2882-6754	.427	422-1183	.357	1308-1738	.753	1007	2281	3288	40.1	1535	18.7	1643-20	646	1182	466	7494	91.4	119
Opponents	82	19905	-	3138-6819	.460	386-1130	.342	1333-1868	.714	1223	2644	3867	47.2	1882	23.0	1608-6	658	1240	374	7995	97.5	124

**CONTENT****THE ORGANIZATION****PLAYERS****THE NBA****HISTORY****RECORDS****PLAYOFFS****MEDIA****REVIEW**

No	Date	H-R	W-L	Score Opponent	Home Dal-Opp	Road Record	Total Record	Dallas			Dallas			Dallas			Opponent		Pt	Attend
								Record	Sk	Hi Scorer	Pt	Hi Rebr	Rb	Hi Assists	Ast	Hi Scorer	Pt	Attend		
1	10/31	R	W	Vancouver	90-88	0-0	1-0	1-0	W1	Davis	18	Green	14	Finley	5	Abdur-Rahim	31	17,021		
2	11/1	R	W	Seattle	89-81	0-0	2-0	2-0	W2	Finley	20	Bradley	14	Ollie	5	Ellis	15	17,072		
3	11/4	H	W	Vancouver	92-87	1-0	2-0	3-0	W3	Finley	29	Green	13	Ko/Kr	7	Abdur-Rahim	28	14,285		
4	11/5	R	L	Charlotte	103-110	1-0	2-1	3-1	L1	Reeves	24	Green	12	Reeves	5	Rice	28	24,042		
5	11/8	H	L	Portland	94-101	1-1	2-1	3-2	L2	Bradley	26	Bradley	12	Ollie	6	Anderson	28	11,162		
6	11/11	H	L	L.A. Lakers	96-118	1-2	2-1	3-3	L3	Scott	27	Green	16	Green	8	O'Neal	37	13,722		
7	11/13	H	L	Philadelphia	88-99	1-3	2-1	3-4	L4	Bradley	20	Bradley	13	Reeves	8	Iverson	31	11,084		
8	11/15	H	L	Utah	77-85	1-4	2-1	3-5	L5	Finley	21	Bradley	14	Finley	7	Malone	26	14,323		
9	11/17	R	L	Portland	75-120	1-4	2-2	3-6	L6	Scott	12	Ds/Sw	7	Scott	4	Sabonis	24	20,033		
10	11/18	R	L	Sacramento	95-102	1-4	2-3	3-7	L7	Ag/Ds	20	Green	13	Ds/Es	4	Williamson	20	12,665		
11	11/20	H	L	Golden State (Ot)	97-101	1-5	2-3	3-8	L8	Scott	33	Bradley	17	Finley	10	Sprewell	28	14,042		
12	11/22	H	L	Milwaukee	62-83	1-6	2-3	3-9	L9	Finley	12	Bradley	14	Ollie	3	Brandon	18	11,425		
13	11/25	H	L	San Antonio	91-102	1-7	2-3	3-10	L10	Finley	20	Bradley	10	Finley	7	Robinson	22	11,557		
14	11/28	H	W	Toronto	93-91	2-7	2-3	4-10	W1	Scott	21	Green	14	Reeves	6	Christie	27	13,327		
15	11/29	R	L	San Antonio	87-96	2-7	2-4	4-11	L1	Finley	35	Finley	9	Kr/Ds	4	Robinson	18	16,270		
16	12/2	H	L	Atlanta	79-112	2-8	2-4	4-12	L2	Finley	18	Walker	15	Finley	6	Smith	28	10,170		
17	12/4	H	W	New York	105-91	3-8	2-4	5-12	W1	Finley	27	Green	11	5 Tied With	3	Ewing	20	12,666		
18	12/6	H	L	Houston	106-108	3-9	2-4	5-13	L1	Finley	35	Finley	7	Finley	6	Barkley	19	20,635		
19	12/9	H	L	L.A. Clippers	92-99	3-10	2-4	5-14	L2	Reeves	28	Green	7	Finley	7	Martin	18	9,532		
20	12/11	H	L	Orlando	90-100	3-11	2-4	5-15	L3	Finley	20	Walker	9	Reeves	4	Pace	18	10,671		
21	12/12	R	L	Utah	66-68	3-11	2-5	5-16	L4	Mf/Ds	21	Green	7	Reeves	6	Malone	23	19,911		
22	12/14	R	L	L.A. Lakers	89-119	3-11	2-6	5-17	L5	Mf/Ds	18	Walker	8	Finley	5	Bryant	30	15,893		
23	12/16	R	L	Golden State	92-103	3-11	2-7	5-18	L6	Mf/Ag	26	Mf/Ag	10	Finley	7	Smith	28	8,225		
24	12/18	H	L	Phoenix	75-89	3-12	2-7	5-19	L7	Pack	23	Walker	16	Finley	4	Robinson	17	11,427		
25	12/20	H	L	Sacramento	88-89	3-13	2-7	5-20	L8	Scott	21	Green	10	Pack	8	Williamson	27	12,888		
26	12/22	R	L	New York	67-79	3-13	2-8	5-21	L9	Scott	18	Green	9	Pack	5	Houston	19	19,763		
27	12/23	R	L	Cleveland	85-99	3-13	2-9	5-22	L10	Finley	29	Scott	10	Scott	9	Anderson	24	14,309		
28	12/26	H	L	Washington	95-97	3-14	2-9	5-23	L11	Finley	23	Finley	10	Finley	5	Cheaney	21	12,201		
29	12/29	R	L	Chicago	105-111	3-14	2-10	5-24	L12	Finley	23	Bradley	10	Pack	4	Jordan	41	23,712		
30	12/30	R	L	Milwaukee (Ot)	98-105	3-14	2-11	5-25	L13	Finley	23	Green	13	Scott	8	Robinson	32	14,948		
31	1/2	R	L	Phoenix	85-92	3-14	2-12	5-26	L14	Finley	19	Walker	12	Hd/Mf/Rp	3	Kidd	20	19,023		
32	1/3	R	L	L.A. Clippers	88-97	3-14	2-13	5-27	L15	Finley	21	Ag/Sw	13	Mf/Hd	3	Barry/Murr	21	5,133		
33	1/6	H	W	Denver	108-90	4-14	2-13	6-27	W1	Scott	28	Walker	8	Mf/Sh	4	Jackson	17	8,833		
34	1/8	H	L	Sacramento	92-103	4-15	2-13	6-28	L1	Scott	23	Finley	10	Finley	6	Poylince	26	9,514		
35	1/10	H	L	Indiana	79-84	4-16	2-13	6-29	L2	Bradley	17	Bradley	14	Scott	5	Miller	24	15,510		
36	1/13	R	L	Houston	87-100	4-16	2-14	6-30	L3	Walker	26	Walker	13	Mf/Ds	5	Willis	30	16,285		
37	1/14	R	L	Atlanta	82-108	4-16	2-15	6-31	L4	Finley	25	Walker	7	Rp/Kr	5	Smith	29	8,592		
38	1/17	H	L	Minnesota (Ot)	110-113	4-17	2-15	6-32	L5	Finley	29	Green	10	Finley	7	Gugli/Garnet	22	15,327		
39	1/20	H	W	Seattle	107-98	5-17	2-15	7-32	W1	Strickland	30	Walker	9	Green	7	Schrempf	21	13,795		
40	1/23	R	L	San Antonio	75-81	5-17	2-16	7-33	L1	Walker	17	Walker	12	Mf/Kr	5	Robinson	17	15,465		
41	1/24	H	L	Charlotte	92-94	5-18	2-16	7-34	L2	Finley	24	Walker	20	Reeves	5	Mason/Rice	29	14,004		
42	1/27	H	W	Cleveland (Ot)	84-77	6-18	2-16	8-34	W1	Finley	39	Finley	10	Strickland	4	Kemp	22	9,730		
43	1/30	R	L	Utah	94-104	6-18	2-17	8-35	L1	Finley	27	Bradley	7	Hd/Mf/Es	3	Malone	29	19,911		
44	1/31	R	L	Denver	98-110	6-18	2-18	8-36	L2	Finley	38	Green	8	Hd/Mf	5	Newman	21	12,531		
45	2/2	H	W	Vancouver	104-90	7-18	2-18	9-36	W1	Finley	30	Finley	12	Scott	6	Reeves	19	11,049		
46	2/4	R	L	Boston	99-110	7-18	2-19	9-37	L1	Finley	18	Green	14	Kr/Es	3	Brown	27	17,159		
47	2/5	R	L	Toronto	93-101	7-18	2-20	9-38	L2	Finley	19	Bradley	12	Finley	6	Stoudamire	31	14,292		
48	2/10	R	L	New Jersey	81-90	7-18	2-21	9-39	L3	Finley	26	Bradley	16	Mf/Kr	2	Cassell	26	15,263		
49	2/11	R	L	Philadelphia	90-91	7-18	2-22	9-40	L4	Scott	24	Green	11	Mf/Kr	4	Iverson	27	11,648		
50	2/13	R	W	Indiana (2Ot)	85-82	7-18	3-22	10-40	W1	Finley	32	Bradley	13	Finley	6	Smits	12	16,408		
51	2/15	R	L	Minnesota (Ot)	99-105	7-18	3-23	10-41	L1	Finley	31	Green	15	Finley	8	Mitchell	25	19,949		
52	2/17	H	L	Phoenix	77-95	7-19	3-23	10-42	L2	Finley	22	Green	10	Hd/Mf/Es	2	Robinson	20	11,471		
53	2/19	H	L	San Antonio	81-87	7-20	3-23	10-43	L3	Wells	21	Bradley	15	Wells	7	Duncan	26	12,378		
54	2/21	H	L	Detroit	82-94	7-21	3-23	10-44	L4	Strick	19	Bradley	13	Finley	6	B. Williams	19	18,042		
55	2/25	R	L	Orlando	79-100	7-21	3-24	10-45	L5	Finley	16	Ag/Mf	6	Ca/Hd/Mf	4	Outlaw	29	16,921		
56	2/26	R	L	Miami	72-91	7-21	3-25	10-46	L6	Finley	31	Bradley	10	Davis	4	Hardaway	20	15,200		
57	2/28	R	W	Washington	103-77	7-21	4-25	11-46	W1	Finley	27	Sh/Ag	11	Finley	9	Strickland	27	18,232		
58	3/2	R	L	Detroit	94-100	7-21	4-26	11-47	L1	Ce/Mf	21	Riley	8	Ceballos	6	Hill	35	15,682		
59	3/3	R	W	Minnesota	110-99	7-21	5-26	12-47	W1	Ceballos	22	Bradley	9	Finley	9	Garnett	22	18,493		
60	3/5	H	W	L.A. Clippers	119-109	8-21	5-26	13-47	W2	Muirsepp	24	Riley	9	Reeves	6	Murray	24	10,497		
61	3/7	H	L	Miami	88-94	8-22	5-26	13-48	L1	Finley	24	Anstey	12	Finley	8	Hardaway	27	16,907		
62	3/10	R	L	Houston	91-97	8-22	5-27	13-49	L2	Finley	25	Green	7	Ce/Hd/Mf	4	Drexler	24	16,285		
63	3/12	H	W	Chicago (Ot)	104-97	9-22	5-27	14-49	W1	Finley	32	Green	17	Mf/Es	5	Jordan	26	18,255		
64	3/14	H	L	New Jersey	93-108	9-23	5-27	14-50	L1	Finley	18	Muirsepp	12	Finley	4	Gating	24	14,309		
65	3/15	R	L	Phoenix	90-100	9-23	5-28	14-51	L2	Finley	20	Sh/Ag	7	Finley	12	Kidd	20	19,023		
66	3/17	H	W	Boston	99-93	10-23	5-28	15-51	W1	Anstey	26	Green	9	Finley	11	Walker	23	12,102		
67	3/19	H	W	Golden State (Ot)	88-82	11-23	5-28	16-51	W2	Bradley	18	Bradley	10	Finley	6	Damp/Jacksn	18	11,845		
68	3/21	H	L	Houston	95-103	11-24	5-28	16-52	L1	Finley	26	Bradley	9	Finley	7	Barkley	23	18,042		
69	3/23	H	W	Minnesota	91-87	12-24	5-28	17-52	W1	Finley	27	Bradley	12	Mf/Kr	7	Peeler	23	11,274		
70	3/25	R	W	Denver	105-94	12-24	6-28	18-52	W2	Finley	22	Green	11	Reeves	6	Newman	20	9,525		
71	3/27	H	L	Utah	90-99	12-25	6-28	18-53	L1	Hd/Mf	24	Strickland	6	Mf/Es	8	Malone	33	13,763		
72	3/29	R	L	L.A. Clippers	86-108	12-25	6-29	18-54	L2	Finley	24	Strickland	8	Finley	5	Murray	27	7,461		
73	3/31	R	W	Vancouver	104-101	12-25	7-29	19-54	W1	Ag/Mf	22	Riley	12	Finley	7	Abdur-Rahim	23	15,120		
74	4/2	R	L	Seattle	86-107	12-25	7-30	19-55	L1	Green	21	Green	9	Respert	8	Payton	22	17,072		
75	4/3	R	L	Portland	102-109	12-25	7-31	19-56	L2	Finley	32	Green	10	Reeves	7	Wallace	27	20,128		
76	4/5	R	L	Sacramento	99-105	12-25	7-32	19-57	L3	Finley	23	Muirsepp	14	Finley	9	Robins/Thrpe	22	14,861		
77	4/7	H	L	Portland	91-99	12-26	7-32	19-58	L4	Finley	24	Bradley	22	Davis	6	Rider	26	13,343		
78	4/9	H	L	Seattle	101-103	12-27	7-32	19-59	L5	Finley	27	Green	18	Finley	6	Payton	28	14,656		
79	4/11	H	W	Denver	99-81	13-27	7-32	20-59	W1	Bradley	18	Bradley	14	Finley	7	Fortson	16	13,675		
80	4/14	H	L	L.A. Lakers	95-111	13-28	7-32	20-60	L1	Finley	23	Finley								



1996-1997

TOP ROW L-R HEAD COACH JIM CLEAMONS, ASSISTANT COACH BUTCH BEARD, ASSISTANT COACH LANNY VAN EMAN, ED O'BANNON, SAMAKI WALKER, GREG DREILING, SHAWN BRADLEY, A.C. GREEN, KURT THOMAS, ASSISTANT COACH CHARLIE PARKER, ASSISTANT COACH/VIDEO COORDINATOR BOB SALMI, GENERAL MANAGER DON NELSON
BOTTOM ROW L-R ASSISTANT TRAINER STEVE SMITH, SASHA DANILOVIC, KHALID REEVES, ROBERT PACK, MICHAEL FINLEY, DEREK HARPER, ERICK STRICKLAND, MARTIN MÜÜRSEPP, STACEY KING, CHAD LEWIS, ASSISTANT COACH JACK NOLAN.
 NOT PICTURED: TRAINER ROGER HINDS

SEASON NOTEBOOK

Won 24, lost 58 (fourth, Midwest)...of the group that finished the season in Dallas, only two players made it from the start of training camp through the end of the season: Samaki Walker and Derek Harper

	G-S	Min	Avg	Fg-Att	Pct	3Fg-Att	Pct	Ft-Att	Pct	Off	Def	Reb	Avg	Ast	Avg	Pf-D	Stl	To	Blk	Pts	Avg	Hi
Finley (Tot)	83-54	2790	33.6	475-1071	.444	101-280	.361	198-245	.808	88	284	372	4.5	224	2.7	138-0	68	164	24	1249	15.0	33
Finley (Dal)	56-36	1994	35.6	334-774	.432	87-225	.387	142-176	.807	54	198	252	4.5	156	2.8	96-0	50	120	20	897	16.0	33
Pack (Tot)	54-42	1782	33.0	272-693	.392	31-112	.277	196-243	.807	28	118	146	2.7	452	8.4	139-0	94	217	6	771	14.3	33
Pack (Dal)	20-11	597	29.9	79-219	.361	9-38	.237	62-73	.849	13	47	60	3.0	127	6.4	56-0	35	67	3	229	11.5	23
Bradley (Tot)	73-30	2288	31.3	406-905	.449	0-8	.000	149-228	.654	221	390	611	8.4	52	0.7	237-7	40	134	248	961	13.2	32
Bradley (Dal)	33-32	1060	32.1	207-449	.461	0-3	.000	68-106	.642	103	183	286	8.7	32	1.0	115-3	17	70	88	482	14.6	32
Danilovic (Tot)	56-42	1789	31.9	248-570	.435	85-236	.360	121-151	.801	29	107	136	2.4	102	1.8	160-2	54	116	9	702	12.5	23
Danilovic (Dal)	13-9	438	33.7	73-174	.420	22-60	.367	48-57	.842	8	26	34	2.6	25	1.9	37-0	15	22	1	216	16.6	23
Strickland	28-15	759	27.1	102-256	.398	28-92	.304	65-80	.813	21	69	90	3.2	68	2.4	75-3	27	66	5	297	10.6	25
Harper	75-29	2210	29.5	299-674	.444	60-176	.341	95-128	.742	30	107	137	1.8	321	4.3	144-0	92	132	12	753	10.0	29
Reeves (Tot)	63-30	1432	22.7	184-470	.391	83-227	.366	65-87	.747	34	85	119	1.9	226	3.6	159-3	34	108	9	516	8.2	25
Reeves (Dal)	13-12	384	29.5	43-111	.387	7-35	.200	9-12	.750	12	19	31	2.4	56	4.3	40-0	11	26	2	102	7.8	14
Green (Tot)	83-73	2492	30.0	234-484	.483	1-20	.050	128-197	.650	222	434	656	7.9	69	0.8	145-0	70	74	16	597	7.2	21
Green (Dal)	56-54	1944	34.7	173-356	.486	1-17	.059	97-149	.651	189	329	518	9.3	52	0.9	111-0	52	54	15	444	7.9	21
Thomas (Tot)	18-9	374	20.8	39-105	.371	0-1	.000	35-46	.761	31	76	107	5.9	9	0.5	67-3	12	25	9	113	6.3	18
Walker	43-12	602	14.0	83-187	.444	0-1	.000	48-74	.649	47	100	147	3.4	17	0.4	71-0	15	39	22	214	5.0	13
Müürsepp (Tot)	42-0	348	8.3	54-131	.412	4-24	.167	44-70	.629	35	32	67	1.6	20	0.5	58-1	12	18	11	156	3.7	18
Müürsepp (Dal)	32-0	321	10.0	49-117	.419	3-20	.150	38-56	.679	33	29	62	1.9	17	0.5	55-1	12	15	10	139	4.3	18
O'bannon (Tot)	64-5	809	12.6	93-279	.333	18-70	.257	31-35	.886	50	98	148	2.3	39	0.6	97-0	29	20	12	235	3.7	12
O'bannon (Dal)	19-0	175	9.2	17-72	.236	1-10	.100	11-12	.917	9	27	36	1.9	11	0.6	19-0	5	6	2	46	2.4	7
King (Tot)	11-0	103	9.4	11-22	.500	0-0	—	2-7	.286	1	16	27	2.5	1	0.1	14-0	2	6	1	24	2.2	6
King (Dal)	6-0	70	11.7	6-15	.400	0-0	—	0-4	.000	10	8	18	3.0	0	0.0	11-0	2	5	0	12	2.0	6
Gatling*	44-1	1191	27.1	309-580	.533	1-6	.167	221-313	.706	126	222	348	7.9	25	0.6	125-1	35	114	31	840	19.1	35
Jackson*	46-46	1676	36.4	260-588	.442	46-139	.331	148-188	.787	81	146	227	4.9	156	3.4	113-0	57	107	15	714	15.5	28
Mccloud*	41-26	1207	29.4	204-482	.423	78-205	.380	77-92	.837	29	114	143	3.5	92	2.2	106-1	52	52	8	563	13.7	28
Cassell*	16-13	398	24.9	70-165	.424	15-49	.306	42-50	.840	14	36	50	3.1	57	3.6	48-2	17	41	6	197	12.3	21
Mashburn*	37-21	975	26.4	140-376	.372	42-131	.321	72-111	.649	28	87	115	3.1	93	2.5	69-0	35	57	5	394	10.6	27
Kidd*	22-22	791	36.0	75-203	.369	21-65	.323	46-69	.667	30	60	90	4.1	200	9.1	42-0	45	66	8	217	9.9	25
Watson*	10-6	211	21.1	20-47	.426	3-9	.333	2-4	.500	14	15	29	2.9	23	2.0	18-0	11	5	2	45	4.5	10
Miller*	42-0	836	19.9	76-154	.494	0-1	.000	28-53	.528	82	151	233	5.5	58	1.4	133-1	34	70	50	180	4.3	13
Meyer*	19-16	259	13.6	34-78	.436	1-2	.500	9-12	.750	14	35	49	2.6	7	0.4	52-1	6	27	3	78	4.1	11
Dumas*	18-0	227	12.6	27-77	.351	3-24	.125	15-23	.652	3	11	14	0.8	22	1.2	36-0	10	15	1	72	4.0	15
Montross*	47-46	984	20.9	86-187	.460	0-0	—	10-34	.294	66	170	236	5.0	32	0.7	150-2	9	51	34	182	3.9	12
Dreiling*	40-3	389	9.7	34-74	.459	1-1	1.000	11-27	.407	19	57	76	1.9	11	0.3	65-1	8	9	7	80	2.0	9
Sasser*	2-0	7	3.5	1-4	.250	0-1	.000	0-0	—	1	0	1	0.5	1	0.5	0-0	1	0	0	2	1.0	2
Roberts*	12-0	40	3.3	6-15	.400	0-0	—	10-14	.714	2	8	10	0.8	0	0.0	2-0	0	5	1	22	1.8	6
Smith*	8-0	60	7.5	6-18	.333	1-6	.167	1-1	1.000	2	8	10	1.3	4	0.5	9-0	1	4	0	14	1.8	4
Mavericks	82	19805	2813-6452	.436	430-1316	.327	1375-1918	.717	1040	2262	3302	40.3	1663	20.3	1798-16	654	1324	351	7431	90.6	111	
Opponents	82	19805	2966-6469	.458	538-1444	.373	1482-1974	.751	1098	2428	3526	43.0	1794	21.9	1720-18	687	1284	433	7952	97.0	116	

**CONTENT****THE ORGANIZATION****PLAYERS****THE NBA****HISTORY****RECORDS****PLAYOFFS****MEDIA****REVIEW**

No	Date	H-R	W-L	Opponent	Score	Home Record	Road Record	Total Record	Sk	Dallas Hi Scorer	Pt	Dallas Hi Rebr	Rb	Dallas Hi Scorer	Pt	Opponent	Rb	Attend
1	11/1	R	W	Denver	92-91	0-0	1-0	1-0	W1	Jackson	28	Jackson	11	L. Ellis	21	Johnson	17	16,104
2	11/2	H	L	Sacramento	94-107	0-1	1-0	1-1	L1	Jackson	26	Miller	11	Richmond	24	Grant	15	18,042
3	11/5	R	L	Toronto	96-100	0-1	1-1	1-2	L2	Gatling	22	Gatling	11	Williams	34	Rogers	12	17,065
4	11/6	R	L	Detroit	84-103	0-1	1-2	1-3	L3	Dumas	15	McCloud	8	Dumars	18	Thorpe	13	14,473
5	11/9	H	L	Miami	84-91	0-2	1-2	1-4	L4	Mashburn	19	Gatling	11	Th/Dm	19	Thomas	14	15,021
6	11/12	H	W	Indiana	103-82	1-2	1-2	2-4	W1	Harper	17	Miller	11	Miller	19	D. Davis	10	14,153
7	11/14	R	L	Minnesota	90-100	1-2	1-3	2-5	L1	Gatling	26	Gatling	14	Gugliotta	30	Kg/Tg	11	14,079
8	11/16	H	L	Utah	87-88	1-3	1-3	2-6	L2	Gatling	23	Gatling	20	Stuckel	23	Russell	13	15,947
9	11/19	R	L	Milwaukee	97-100	1-3	1-4	2-7	L3	Kidd	25	Kidd	13	Ag/Jn	27	Gilliam	13	13,225
10	11/21	H	W	L.A. Clippers	105-94	2-3	1-4	3-7	W1	Gatling	27	Gatling	9	Sealy	15	Vaught	11	13,510
11	11/23	R	L	New Jersey	91-114	2-3	1-5	3-8	L1	McCloud	13	Meyer	9	Gill	26	J. Williams	15	15,701
12	11/24	R	L	Boston	91-105	2-3	1-6	3-9	L2	Jy/Cg	23	Gatling	11	Barros	21	Radja	11	15,244
13	11/26	H	W	San Antonio	105-101	3-3	1-6	4-9	W1	Gatling	26	Gatling	6	Wilkins	32	Wp/Mw	8	14,567
14	11/29	H	L	Chicago	97-116	3-4	1-6	4-10	L1	Gatling	35	Gatling	11	Jordan	36	Rodman	19	18,042
15	12/2	R	W	Orlando (Ot)	108-102	3-4	2-6	5-10	W1	Gatling	25	Gatling	14	Seikaly	26	Seikaly	14	17,248
16	12/4	R	L	Miami	79-101	3-4	2-7	5-11	L1	Gatling	16	Miller	9	Hardaway	33	Murning	8	14,658
17	12/5	H	W	Philadelphia	106-102	4-4	2-7	6-11	W1	Gatling	24	Montross	8	Iverson	36	Williams	14	13,443
18	12/7	H	W	Vancouver	96-85	5-4	2-7	7-11	W2	Harper	20	Miller	10	Peeler	16	Lynch	9	15,102
19	12/10	R	W	L.A. Clippers	100-95	5-4	3-7	8-11	W3	Gatling	30	Jackson	8	Ms/Lv	14	Vaught	10	5,174
20	12/12	R	L	Sacramento	86-93	5-4	3-8	8-12	L1	Gatling	21	Gatling	9	Richmond	24	Smith	12	17,317
21	12/14	R	L	San Antonio	105-106	5-4	3-9	8-13	L2	McCloud	28	Miller	11	Robinson	27	Robinson	10	16,548
22	12/17	H	L	Atlanta	73-109	5-5	3-9	8-14	L3	McCloud	20	Gm/Em	7	Blaylock	27	Mutombo	12	14,805
23	12/19	R	W	Vancouver	105-98	5-5	4-9	9-14	W1	Gatling	25	Gatling	10	Peeler	25	Lynch	10	15,049
24	12/20	R	L	Portland	77-107	5-5	4-10	9-15	L1	Gatling	16	Cg/Jj	5	Robinson	21	Rj/Gt	9	20,123
25	12/22	R	L	Seattle	79-93	5-5	4-11	9-16	L2	McCloud	23	Gatling	9	Payton	31	Kemp	13	17,072
26	12/26	H	L	Golden State	108-113	5-6	4-11	9-17	L3	Gatling	25	Montross	10	Smith	30	Smith	16	13,365
27	12/28	H	W	Seattle	95-90	6-6	4-11	10-17	W1	Harper	24	Gatling	13	Payton	28	Schrempf	12	18,042
28	1/2	R	L	Charlotte	97-107	6-6	4-12	10-18	L1	Jy/Cg	22	Gatling	13	Rice	37	Divac	15	24,042
29	1/4	H	L	Portland	104-110	6-7	4-12	10-19	L2	Gatling	24	Ag/Em	12	Sabonis	33	Sabonis	12	15,148
30	1/7	R	L	New York	72-102	6-7	4-13	10-20	L3	Jackson	20	Jackson	7	Starks	21	Ewing	10	19,763
31	1/8	R	W	Philadelphia	111-93	6-7	5-13	11-20	W1	McCloud	23	Finley	9	Iverson	22	Stackhouse	9	10,756
32	1/11	H	W	Denver	104-99	7-7	5-13	12-20	W2	Cg/Gm	21	Green	9	L. Ellis	28	De/Le/Th	6	15,174
33	1/13	H	L	Phoenix	98-105	7-8	5-13	12-21	L1	Gatling	22	Mf/Ag	7	Ceballos	26	Ceballos	12	12,905
34	1/15	H	L	Orlando	66-78	7-9	5-13	12-22	L2	Dh/Jj	12	Green	13	Hardaway	26	Hg/Ds	9	13,585
35	1/17	H	L	Houston	78-88	7-10	5-13	12-23	L3	Mashburn	17	Ag/Om	10	Olajuwon	26	Olajuwon	12	18,042
36	1/18	R	W	Denver	107-104	7-10	6-13	13-23	W1	Mashburn	27	Jackson	9	D. Ellis	24	Johnson	17	9,518
37	1/20	R	L	L.A. Lakers	99-109	7-10	6-14	13-24	L1	Jackson	22	Green	10	Van Exel	24	O'Neal	13	16,959
38	1/21	R	L	Golden State	93-105	7-10	6-15	13-25	L2	Jackson	22	Gatling	8	Sprewell	46	Mullin	7	13,777
39	1/24	R	L	San Antonio	87-97	7-10	6-16	13-26	L3	Gatling	25	Jackson	9	Wilkins	24	Perdue	12	13,695
40	1/25	H	W	New Jersey	92-81	8-10	6-16	14-26	W1	Mashburn	21	Green	8	Gill	23	Massemburg	11	16,885
41	1/28	H	L	L.A. Lakers	83-102	8-11	6-16	14-27	L1	Mashburn	26	Miller	12	O'Neal	31	O'Neal	10	18,042
42	1/30	H	L	Minnesota	82-92	8-12	6-16	14-28	L2	Gatling	29	Gatling	18	Mitchell	21	Garrett	12	14,836
43	2/1	H	W	Utah	100-97	9-12	6-16	15-28	W1	Harper	29	Gatling	12	Malone	36	Ostertag	13	17,185
44	2/4	H	W	Sacramento	104-96	10-12	6-16	16-28	W2	Cassell	20	McCloud	9	Richmond	31	Polynice	8	12,338
45	2/11	H	L	San Antonio	97-111	10-13	6-16	16-29	L1	Gatling	24	Gatling	13	Maxwell	34	Perdue	16	13,172
46	2/13	H	L	Golden State	99-107	10-14	6-16	16-30	L2	Gatling	19	Gatling	13	Sprewell	28	Smith	12	13,034
47	2/15	R	L	Utah	84-99	10-14	6-17	16-31	L3	Jackson	19	Green	10	Homacek	18	Ostertag	12	19,911
48	2/17	R	W	Vancouver	100-95	10-14	7-17	17-31	W1	Mf/Ag	21	Green	15	Reeves	27	Edwards	7	15,540
49	2/18	R	L	L.A. Clippers	69-87	10-14	7-18	17-32	L1	Finley	18	Green	11	Sealy	23	Vaught	9	6,592
50	2/20	H	L	Milwaukee	99-101	10-15	7-18	17-33	L2	Finley	33	Bradley	10	Baker	29	Baker	12	13,703
51	2/22	H	L	Toronto	92-99	10-16	7-18	17-34	L3	Sd/Mf	20	Green	12	Christie	22	Miller	8	16,314
52	2/23	R	W	Phoenix	88-86	10-16	8-18	18-34	W1	Finley	20	Bradley	10	Ceballos	22	Ceballos	14	19,023
53	2/25	H	W	Charlotte	86-84	11-16	8-18	19-34	W2	Finley	18	Green	15	Rice	29	Mason	22	13,339
54	2/27	H	L	Minnesota (20t)	105-107	11-17	8-18	19-35	L1	Strickland	25	Green	17	Garrett	23	Garrett	9	12,405
55	3/1	R	L	Houston	80-89	11-17	8-19	19-36	L2	Finley	14	Bradley	9	Willis	26	Olajuwon	11	16,285
56	3/2	H	L	Phoenix (Ot)	108-109	11-18	8-19	19-37	L3	Finley	24	Green	14	Kidd	23	Williams	8	14,832
57	3/4	H	L	L.A. Lakers	92-102	11-19	8-19	19-38	L4	Finley	23	Green	12	Van Exel	37	Campbell	10	15,809
58	3/5	R	L	Utah	65-96	11-19	8-20	19-39	L5	Sh/Mf	13	Bradley	12	Malone	20	Ostertag	13	19,911
59	3/7	R	L	Portland	69-80	11-19	8-21	19-40	L6	Finley	17	Green	11	C. Robinson	15	Sabonis	9	21,243
60	3/9	H	L	Houston	83-88	11-20	8-21	19-41	L7	Finley	24	Sh/Ag	11	Willis	19	Olajuwon	12	18,042
61	3/11	H	W	New York	91-83	12-20	8-21	20-41	W1	Finley	23	Finley	9	Oakley	16	Ewing	12	15,792
62	3/13	H	W	Boston	109-107	13-20	8-21	21-41	W2	Bradley	31	Green	11	Wesley	34	Walker	17	15,581
63	3/15	R	L	Phoenix	76-101	13-20	8-22	21-42	L1	Finley	26	Green	11	Johnson	23	Williams	13	19,023
64	3/16	R	W	Sacramento	89-88	13-20	9-22	22-42	W1	Strickland	21	Bradley	11	Richmond	26	Polynice	13	17,317
65	3/18	H	L	Washington	85-86	13-21	9-22	22-43	L1	Finley	18	Green	11	Webber	20	Howard	14	15,142
66	3/21	R	L	Atlanta	72-93	13-21	9-23	22-44	L2	Bradley	17	Walker	7	Blaylock	20	Mutombo	18	13,809
67	3/22	H	L	Cleveland	72-75	13-22	9-23	22-45	L3	Finley	22	Green	14	Hill	24	Hill	18	15,102
68	3/25	R	L	Chicago	92-94	13-22	9-24	22-46	L4	Finley	28	Green	13	Mj/Sk	20	Rodman	21	23,854
69	3/26	R	L	Indiana	80-104	13-22	9-25	22-47	L5	Harper	19	Green	7	Holberg	21	A. Davis	10	14,503
70	3/29	R	L	Washington	87-94	13-22	9-26	22-48	L6	Finley	25	Green	11	Strickland	21	Webber	18	11,269
71	3/30	R	L	Cleveland	80-84	13-22	9-27	22-49	L7	Pack	23	Green	9	Brandon	19	Hill	8	15,376
72	4/1	H	L	Detroit	82-100	13-23	9-27	22-50	L8	Mf/Rp	15	Green	10	Hill	35	Hill	18	15,291
73	4/3	R	L	Golden State	90-106	13-23	9-28	22-51	L9	Harper	19	Green	8	Sprewell	25	Smith	12	13,669
74	4/5	R	L	Seattle	84-103	13-23	9-29	22-52	L10	Danilovic	18	Bradley	10	Payton	23	Nm/Ds/Tc	6	17,072
75	4/6	R	L	L.A. Lakers	80-87	13-23	9-30	22-53	L11	Harper	18	Green	14	Fisher	21	Rooks	11	17,364
76	4/8	H	W	Portland	87-82	14-23	9-30	23-53	W1	Danilovic	22	Green	14	C. Robinson	15	Anderson	8	13,590
77	4/10	H	L	Seattle	82-90	14-24	9-30	23-54	L1	Finley	25	Bradley	8	Hawkins	17	Kemp	9	13,687
78	4/12	H	L	Vancouver	85-96	14-25	9-30	23-55	L2	Pack	22	Bradley	13	Abdur-Rahim	30	Abdur-Rahim	17	14,060
79	4/14	H	L	L.A. Clippers	93-99	14-26	9-30	23-56	L3	Bradley	32	Bradley	16	Martin	21	Vaught	15	15,461
80	4/16	R	W	Minnesota	92-77	14-26	10-30	24-56	W1	Finley	19	Green	14	Garrett	16	Garrett		



1995-1996

TOP ROW L-R HEAD COACH DICK MOTTA, ASSISTANT COACH BRAD DAVIS, ASSISTANT COACH KIP MOTTA, CHEROKEE PARKS, LOREN MEYER, POPEYE JONES, LORENZO WILLIAMS, TERRY DAVIS, DAVID WOOD, DIRECTOR OF PLAYER PERSONNEL KEITH GRANT, PRESIDENT & GENERAL MANAGER NORM SONJU

BOTTOM ROW L-R EQUIPMENT MANAGER KERRY LEATH, ASSISTANT EQUIPMENT MANAGER BEN CARTER, LUCIOUS HARRIS, JIM JACKSON, JASON KIDD, JAMAL MASHBURN, GEORGE MCCLLOUD, SCOTT BROOKS, TRAINER DOUG ATKINSON. NOT PICTURED: TONY DUMAS. DID NOT FINISH THE SEASON IN DALLAS: REGGIE SLATER, DONALD HODGE

SEASON NOTEBOOK

Won 26, lost 56 (fifth, Midwest)...the Mavericks were 735-of-2039 (.360) from behind the 3-point stripe, shattering the NBA records for 3-point field goals made and attempted in a season...Dick Motta registered his 900th NBA victory on Dec. 28 when the Mavericks beat the Grizzlies 103-101 on a Tony Dumas buzzer-beater in double-overtime...Jason Kidd became the first Mavericks player to start an All-Star Game when he was elected as a starter by the fans for the Feb. 11 game in San Antonio's Alamodome...overall, the Mavericks lost 212 player games due to injury/illness...leading scorer Jamal Mashburn missed the final 64 games of the season with a knee injury...on 12/6/96, the NBA announced that Roy Tarpley had violated the terms of his after-care agreement and was disqualified from the league.

	G-S	Min	Avg	Fg-Att	Pct	3Fg-Att	Pct	Ft-Att	Pct	Off	Def	Reb	Avg	Ast	Avg	PF-D	Stl	To	Blk	Pts	Avg	Hi
Mashburn	18-18	669	37.2	145-383	.379	35-102	.343	97-133	.729	37	60	97	5.4	50	2.8	39-0	14	55	3	422	23.4	37
Jackson	82-82	2820	34.4	569-1308	.435	121-333	.363	345-418	.825	173	237	410	5.0	235	2.9	165-0	47	191	22	1604	19.6	38
McCloud	79-63	2846	36.0	530-1281	.414	257-678	.379	180-224	.804	116	263	379	4.8	212	2.7	212-1	113	166	38	1497	18.9	37
Kidd	81-81	3034	37.5	493-1293	.381	133-396	.336	229-331	.692	203	350	553	6.8	783	9.7	155-0	175	328	26	1348	16.6	37
Dumas	67-12	1284	19.2	274-655	.418	74-207	.357	154-257	.599	58	57	115	1.7	99	1.5	128-0	42	77	13	776	11.6	39
Jones	68-68	2322	34.1	327-733	.446	14-39	.359	102-133	.767	206	477	737	10.8	132	1.9	262-8	54	109	27	770	11.3	24
Harris	61-1	1016	16.7	183-397	.461	47-125	.376	68-87	.782	41	81	122	2.0	79	1.3	56-0	35	46	3	481	7.9	19
Brooks	69-0	716	10.4	134-293	.457	25-62	.403	59-69	.855	11	30	4	0.6	100	1.4	53-0	42	43	3	352	5.1	18
Meyer	72-21	1266	17.6	145-330	.439	3-11	.273	70-102	.686	114	205	319	4.4	57	0.8	224-6	20	67	32	363	5.0	14
Davis	28-0	501	17.9	55-108	.509	0-0	—	27-47	.574	43	74	117	4.2	21	0.8	66-2	10	25	4	137	4.9	15
Parks	64-3	869	13.6	101-247	.409	7-26	.269	41-62	.661	66	150	216	3.4	29	0.5	100-0	25	31	32	250	3.9	25
Wood (Tot)	62-0	772	12.5	75-174	.431	20-62	.323	38-50	.760	51	103	154	2.5	34	0.5	150-5	19	24	10	208	3.4	19
Wood (Dal)	37-0	642	17.4	67-154	.435	19-59	.322	29-40	.725	42	91	133	3.6	27	0.7	118-5	16	19	9	182	4.9	19
Williams	65-61	1806	27.8	87-214	.407	0-1	.000	24-70	.343	234	287	521	8.0	85	1.3	226-9	48	78	122	198	3.0	10
Slater (Tot)*	11-0	72	6.5	14-27	.519	0-0	—	3-7	.429	4	11	15	1.4	2	0.2	11-0	2	9	3	3	2.8	11
Slater (Dal)*	3-0	26	8.7	5-11	.455	0-0	—	1-2	.500	1	4	5	1.7	0	0.0	6-0	0	3	0	11	3.7	11
Hodge*	13-0	113	8.7	9-24	.375	0-0	—	0-0	—	9	13	22	1.7	4	0.3	26-0	1	2	8	18	1.4	8
Mavericks	82	19930	—	3124-7431	.420	735-2039	.360	1426-1975	.722	1408	2379	3787	46.2	1913	23.3	1836-31	642	1270	342	8409	102.5	140
Opponents	82	19930	—	3403-6921	.492	470-1193	.394	1535-2097	.732	1087	2726	3813	46.5	1978	24.1	1841-15	702	1348	531	8811	107.5	13

**CONTENT****THE ORGANIZATION****PLAYERS****THE NBA****HISTORY****RECORDS****PLAYOFFS****MEDIA****REVIEW**

No	Date	H-R	W-L	Opponent	Score	Home Record	Road Record	Total Record	Sk	Dallas Hi Scorer	Pt	Dallas Hi Rebr	Rb	Dallas Hi Scorer	Pt	Opponent Hi Rebr	Rb	Attend
1	11/3	R	W	San Antonio	103-97	0-0	1-0	1-0	W1	Jk/Jm	27	Jk/Jk	9	Elliott	24	Robinson	10	28,821
2	11/4	H	W	Golden State	99-84	1-0	1-0	2-0	W2	Jones	24	Williams	15	Th/Ls	18	Js/Rs	9	17,502
3	11/7	H	W	Vancouver	99-88	2-0	1-0	3-0	W3	Mashburn	16	Parks	10	Benjamin	16	Anthony	6	15,325
4	11/9	H	W	Milwaukee	104-94	3-0	1-0	4-0	W4	Mashburn	27	Jones	15	Baker	29	Baker	14	15,095
5	11/11	H	L	Atlanta	100-113	3-1	1-0	4-1	L1	Jackson	30	Williams	15	Kn/Al	21	Henderson	13	17,502
6	11/13	R	W	Vancouver	94-89	3-1	2-0	5-1	W1	Kidd	25	Jones	14	Anthony	19	Gattison	9	17,171
7	11/15	R	L	L.A. Lakers	97-114	3-1	2-1	5-2	L1	Mashburn	32	Williams	9	Ceballos	31	Ceballos	13	11,381
8	11/17	R	L	L.A. Clippers	90-101	3-1	2-2	5-3	L2	Mashburn	26	Lm/Pj/Jk	8	Williams	28	Vaught	11	7,776
9	11/18	R	L	Golden State	108-121	3-1	2-3	5-4	L3	Mashburn	32	Jones	8	Th/Ls	27	Rozier	7	15,025
10	11/21	H	L	Chicago (Ot)	102-108	3-2	2-3	5-5	L4	Kidd	25	Jordan	15	Jordan	36	Pippen	12	17,502
11	11/24	H	L	Denver (Ot)	109-112	3-3	2-3	5-6	L5	Mashburn	37	Williams	13	Abdul-Rauf	39	Mutombo	17	17,502
12	11/28	R	L	Miami	89-111	3-3	2-4	5-7	L6	Jones	24	Jones	10	Mourning	38	Willis	13	14,268
13	11/30	R	L	Orlando	96-110	3-3	2-5	5-8	L7	Dumas	22	Davis	10	Scott	29	Grant	13	17,248
14	12/1	R	W	Atlanta	106-98	3-3	3-5	6-8	W1	Mashburn	33	Td/Pj	9	Smith	26	Al/Sa	7	9,9824
15	12/3	R	L	Cleveland	107-108	3-3	3-6	6-9	L1	Mashburn	28	Pj/Gm	8	Brandon	27	Cage	11	16,673
16	12/5	R	L	New York	87-92	3-3	3-7	6-10	L2	Mashburn	21	Mashburn	13	Ewing	22	Ewing	12	19,763
17	12/6	R	L	Philadelphia	87-108	3-3	3-8	6-11	L3	Mashburn	22	Jones	15	Maxwell	25	Weatherspoon	13	10,693
18	12/9	H	L	Washington	94-103	3-4	3-8	6-12	L4	McCloud	19	Lw/Pj	14	Pack	25	Muresan	9	17,502
19	12/12	H	W	Seattle (Ot)	112-101	4-4	3-8	7-12	W1	Dumas	35	Jones	12	Hawkins	24	Kemp	22	16,089
20	12/14	H	L	San Antonio	111-126	4-5	3-8	7-13	L1	McCloud	20	Davis	10	Robinson	33	Perdue	15	17,027
21	12/16	H	L	Phoenix (Ot)	108-111	4-6	3-8	7-14	L2	McCloud	36	Williams	15	Barkley	29	Green	12	17,502
22	12/19	R	L	Chicago	101-114	4-6	3-9	7-15	L3	Dumas	24	Jj/Lm	8	Jordan	32	Rodman	13	23,208
23	12/22	R	L	Indiana	79-90	4-6	3-10	7-16	L4	McCloud	19	Jones	9	Jackson	20	Davis	11	16,533
24	12/23	R	L	Minnesota	98-111	4-6	3-11	7-17	L5	Gm/Jj	22	Jackson	9	Rider	26	Gugliotta	12	16,492
25	12/26	R	L	Denver	102-114	4-6	3-12	7-18	L6	Jackson	31	Jones	12	Ellis	30	Mutombo	18	17,171
26	12/28	H	W	Vancouver (2Ot)	103-101	5-6	3-12	8-18	W1	Jackson	22	Williams	15	Br/Ga	18	Avent	15	17,502
27	12/30	H	L	Houston	102-105	5-7	3-12	8-19	L1	Dumas	27	Jones	11	Olajuwon	35	Olajuwon	11	17,502
28	1/2	H	L	Utah	92-102	5-8	3-12	8-20	L2	Jj/Jk	23	Jones	9	Malone	29	Malone	13	15,899
29	1/4	R	L	Washington	100-112	5-8	3-13	8-21	L3	Jackson	33	Williams	10	Howard	27	Muresan	13	18,756
30	1/5	R	L	New Jersey	99-107	5-8	3-14	8-22	L4	Jackson	32	Williams	8	Gilkan	26	Williams	14	13,804
31	1/7	R	W	Boston	117-96	5-8	4-14	9-22	W1	Jackson	30	Williams	16	Radja	28	Radja	13	18,246
32	1/9	H	L	Indiana	84-91	5-9	4-14	9-23	L1	McCloud	25	Jones	28	Smits	20	D. Davis	13	15,843
33	1/12	R	W	Phoenix (Ot)	140-130	5-9	5-14	10-23	W1	Dumas	39	Jones	13	Perry	35	Green	16	19,023
34	1/13	H	L	Charlotte	83-103	5-10	5-14	10-24	L1	McCloud	18	Meyer	11	Johnson	20	Geiger	17	17,502
35	1/15	H	W	Orlando	119-104	6-10	5-14	11-24	W1	Jackson	29	Jones	16	O'Neal	33	O'Neal	8	17,502
36	1/19	H	W	Boston	129-124	7-10	5-14	12-24	W2	Jackson	31	Pj/Gm	9	Wesley	25	Fox	8	17,502
37	1/21	R	L	Seattle	101-108	7-10	5-15	12-25	L1	McCloud	29	Jones	20	Payton	29	Kemp	13	17,072
38	1/23	R	W	Sacramento	111-109	7-10	6-15	13-25	W1	Jackson	30	Lm/Jk	10	Richmond	26	Grant	16	17,317
39	1/25	H	L	Detroit	92-93	7-11	6-15	13-26	L1	McCloud	23	Jk/Lm	8	Mills	34	Mills	9	16,504
40	1/27	H	L	Portland	103-112	7-12	6-15	13-27	L2	Jackson	23	Jones	11	C. Robinson	29	Sabonis	13	17,502
41	1/30	H	W	L.A. Clippers	105-101	8-12	6-15	14-27	W1	Jackson	27	Kidd	16	Vaught	21	Vaught	16	16,446
42	2/1	H	W	Seattle	103-100	9-12	6-15	15-27	W2	Kidd	36	Jones	14	Kemp	22	Kemp	15	15,295
43	2/3	H	L	Minnesota	96-105	9-13	6-15	15-28	L1	Kidd	26	Jones	13	Rider	26	Gugliotta	20	16,415
44	2/5	R	L	Minnesota	92-104	9-13	6-16	15-29	L2	Kidd	22	Jones	13	Laetner	23	Gugliotta	11	13,244
45	2/6	R	L	Milwaukee	111-114	9-13	6-17	15-30	L3	McCloud	36	Meyer	9	Baker	36	Baker	8	13,854
46	2/8	H	W	Utah (2Ot)	136-133	10-13	6-17	16-30	W1	Jackson	38	Jones	9	Malone	36	Keefe	13	15,151
47	2/13	R	L	Houston	106-121	10-13	6-18	16-31	L1	McCloud	23	Jones	12	Cassell	31	Drexler	14	16,285
48	2/15	R	L	Utah	103-106	10-13	6-19	16-32	L2	Kidd	34	Pj/Jj	8	Malone	30	Malone	13	19,911
49	2/16	R	L	L.A. Lakers	114-119	10-13	6-20	16-33	L3	Jackson	31	Pj/Jk	7	Johnson	30	Ceballos	11	17,505
50	2/19	H	L	Golden State	100-112	10-14	6-20	16-34	L4	McCloud	27	Jj/Pj/Lm/Cp	5	Sprewell	22	Seiktaly	12	15,493
51	2/21	H	W	Sacramento	93-91	11-14	6-20	17-34	W1	Jackson	21	Williams	20	Richmond	19	Grant	15	14,980
52	2/23	H	L	L.A. Lakers	88-114	11-15	6-20	17-35	L1	Kidd	17	Jk/Cp	10	Ceballos	27	Divac	18	17,502
53	2/25	H	W	Toronto	105-98	12-15	6-20	18-35	W1	Jackson	24	Williams	18	Stoudamire	23	Tabak	16	16,618
54	2/27	H	L	Philadelphia	115-121	12-16	6-20	18-36	L1	McCloud	30	McCloud	12	Weatherspoon	27	Weatherspoon	12	14,811
55	2/29	R	W	Denver	137-120	12-16	7-20	19-36	W1	Jackson	30	Kidd	12	Abdul-Rauf	23	Mutombo	12	16,462
56	3/1	R	W	Vancouver	119-111	12-16	8-20	20-36	W2	McCloud	32	Williams	16	Reeves	23	B. Edwards	13	15,656
57	3/3	H	L	Phoenix	114-121	12-17	8-20	20-37	L1	McCloud	23	Jackson	13	Barkley	26	Barkley	13	17,502
58	3/5	H	W	New Jersey	127-117	13-17	8-20	21-37	W1	McCloud	30	McCloud	12	Bradley	32	Bradley	15	16,522
59	3/7	R	L	Charlotte	105-119	13-17	8-21	21-38	L1	Dumas	23	Kidd	6	Lj/Dc	21	Geiger	15	24,042
60	3/9	R	L	Detroit	91-92	13-17	8-22	21-39	L2	Jackson	28	Williams	14	Thorpe	20	Hill	17	21,464
61	3/10	R	L	Toronto	112-128	13-17	8-23	21-40	L3	Jackson	36	Kidd	10	Stoudamire	25	Tabak	14	21,873
62	3/12	H	L	Miami	118-125	13-18	8-23	21-41	L4	Gm/Jj	28	Jackson	6	Mourning	40	Mourning	13	17,502
63	3/14	R	L	L.A. Clippers	106-110	13-18	8-24	21-42	L5	McCloud	34	Kidd	13	Vaught	20	Vaught	14	14,452
64	3/15	R	L	Seattle	97-120	13-18	8-25	21-43	L6	McCloud	30	Williams	10	Perkins	26	Kemp	12	17,072
65	3/17	R	L	Portland	86-112	13-18	8-26	21-44	L7	Parks	25	Wood	8	C. Robinson	23	Dudley	10	20,324
66	3/19	H	L	Cleveland	72-81	13-19	8-26	21-45	L8	McCloud	18	Williams	10	Ferry	24	Majerle	10	17,121
67	3/22	H	L	Minnesota	84-110	13-20	8-26	21-46	L9	McCloud	22	Jones	10	Rider	31	Gugliotta	17	17,008
68	3/24	H	L	New York	79-85	13-21	8-26	21-47	L10	Jones	17	Jones	17	Ewing	36	Ewing	15	17,502
69	3/25	R	L	Utah	86-103	13-21	8-27	21-48	L11	Brooks	16	Jones	12	Malone	29	Malone	12	19,911
70	3/27	H	W	Houston	117-114	14-21	8-27	22-48	W1	Kidd	22	Jones	12	Bryant	30	Mb/Cj	11	17,502
71	3/29	H	L	San Antonio	104-119	14-22	8-27	22-49	L1	McCloud	30	Kidd	10	Robinson	31	Robinson	15	17,502
72	3/31	H	L	Portland	100-115	14-23	8-27	22-50	L2	Dumas	15	Jones	11	Sabonis	21	Strickland	7	15,902
73	4/2	H	L	Sacramento	97-104	14-24	8-27	22-51	L3	McCloud	26	Williams	12	Grant	25	Smith	10	15,194
74	4/6	H	W	L.A. Clippers	101-96	15-24	8-27	23-51	W1	Jackson	25	Jones	27	Richardson	18	Vaught	11	16,955
75	4/8	R	W	Golden State	104-102	15-24	9-27	24-51	W2	Jackson	24	Jones	13	Smith	26	Smith	11	15,025
76	4/9	R	L	Sacramento	86-95	15-24	9-28	24-52	L1	McCloud	37	Jones	11	Grant	25	Polynice	10	17,317
77	4/11	R	L	Portland	99-114	15-24	9-29	24-53	L2	Jackson	23	Kidd	10	Sabonis	21	Sabonis	15	20,436
78	4/13	R	L	Houston	111-112	15-24	9-30	24-54	L3	Jackson	33	Jones	15	Olajuwon	31	Olajuwon	13	16,285
79	4/16	H	L	L.A. Lakers	113-95	15-25	9-30	24-55	L4	Jones	19	Jones	11	Ceballos	23	Campbell	9	17,502
80	4/18	H	W	Denver	132-98	16-25	9-30	25-55	W1	Jackson	25	Lw/Dw	10	McDyess	29	Mc		



1994-1995

TOP ROW L-R HEAD COACH DICK MOTTA, ASSISTANT COACH BRAD DAVIS, ASSISTANT COACH KIP MOTTA, POPEYE JONES, DONALD HODGE, ROY TARPLEY, TERRY DAVIS, DOUG SMITH, LORENZO WILLIAMS, DIRECTOR OF PLAYER PERSONNEL KEITH GRANT, CHIEF OPERATING OFFICER/GENERAL MANAGER NORM SONJU
BOTTOM ROW L-R EQUIPMENT MANAGER KERRY LEATH, TONY DUMAS, LUCIOUS HARRIS, SCOTT BROOKS, JIM JACKSON, JASON KIDD, JAMAL MASHBURN, GEORGE MCCLOUD, TRAINER DOUG ATKINSON. DID NOT FINISH THE SEASON IN DALLAS: MORLON WILEY


SEASON NOTEBOOK

Won 36, lost 46 (fifth, Midwest)...the Mavericks finished their 15th NBA season with a 23-game improvement over 1993-94 (when Dallas went 13-69)...the 23-game improvement tied for the sixth-biggest turnaround in NBA history... the Mavericks won 12 more games than they did the previous two seasons combined...Jackson (25.7 ppg, fifth in the NBA prior to his injury) and Jamal Mashburn (24.1 ppg, fifth in the NBA) combined to average 49.8 ppg, the second-highest scoring tandem in the NBA behind Orlando's Shaquille O'Neal and Anfernee Hardaway, who averaged 50.2 ppg...Mashburn (at Chicago on 11/12/94) and Jackson (at Denver on 11/26/94) each scored a club-record 50 points, marking just the sixth time in NBA history for teammates to each score 50-plus points in a game in the same season... Jason Kidd was voted the winner of the Schick NBA Rookie of the Year Award, tying with Grant Hill...Kidd also led the NBA in triple-doubles.

	G-5	Min	Avg	Fg-Att	Pct	3Fg-Att	Pct	Ft-Att	Pct	Off	Def	Reb	Avg	Ast	Avg	Pf-D	Stl	To	Blk	Pts	Avg	Hi
Jackson	51-51	1982	38.9	484-1026	.472	35-110	.318	306-380	.805	120	140	260	5.1	191	3.7	92-0	28	160	12	1309	25.7	50
Mashburn	80-80	2980	37.3	683-1566	.436	113-344	.328	447-605	.739	116	215	331	4.1	298	3.7	190-0	82	235	8	1926	24.1	50
Tarpley	55-1	1354	24.6	292-610	.479	5-18	.278	102-122	.836	142	307	449	8.2	58	1.1	155-2	45	109	55	691	12.6	26
Kidd	79-79	2668	33.8	330-857	.385	70-257	.272	192-275	.698	152	278	430	5.4	607	7.7	146-0	151	250	24	922	11.7	38
Jones	80-80	2385	29.8	372-839	.443	1-12	.083	80-124	.645	329	515	844	10.6	163	2.0	267-5	35	124	27	825	10.3	25
McCloud	42-3	802	19.1	144-328	.439	34-89	.382	80-96	.833	82	65	147	3.5	53	1.3	71-0	23	40	9	402	9.6	25
Harris	79-31	1695	21.5	280-610	.459	55-142	.387	136-170	.800	85	135	220	2.8	132	1.7	105-0	58	77	14	751	9.5	31
Brooks (Tot)	59-0	808	13.7	126-275	.458	25-69	.362	64-79	.810	14	52	66	1.1	116	2.0	56-0	34	47	4	341	5.8	23
Brooks (Dal)	31-0	622	20.1	91-210	.433	17-52	.327	46-58	.793	13	40	53	0.7	94	3.0	42-0	26	33	3	245	7.9	21
Smith	63-0	826	13.1	131-314	.417	1-12	.083	57-75	.760	43	101	144	2.3	44	0.7	132-1	29	37	26	320	5.1	18
Dumas	58-0	613	10.6	96-250	.384	22-73	.301	50-77	.649	32	30	62	1.1	57	1.0	78-0	13	50	4	264	4.6	24
Williams	82-81	2383	29.1	145-304	.477	0-0	—	38-101	.376	291	399	690	8.4	124	1.5	306-6	52	105	148	328	4.0	19
Hodge	54-0	633	11.7	83-204	.407	4-14	.286	39-51	.765	40	82	122	2.3	41	0.8	107-1	10	39	14	209	3.9	13
Davis	46-2	580	12.6	49-113	.434	0-2	.000	42-66	.636	63	93	156	3.4	10	0.2	76-2	6	30	3	140	3.0	11
Wiley*	38-2	407	10.7	47-111	.423	29-75	.387	7-10	.700	6	33	39	1.0	69	1.8	44-0	21	19	1	130	3.4	14
Mavericks	82	19930	-	3227-7342	.440	386-1200	.322	1622-2210	.734	1514	2433	3947	48.1	1941	23.7	1811-17	579	1345	348	8462	103.2	156
Opponents	82	19930	-	3407-6982	.488	432-1181	.366	1454-1981	.734	1053	2379	3432	41.9	1991	24.3	1925-17	722	1250	502	8700	106.1	147

**CONTENT****THE ORGANIZATION****PLAYERS****THE NBA****HISTORY****RECORDS****PLAYOFFS****MEDIA****REVIEW**

No	Date	H-R	W-L	Opponent	Score	Home Record	Road Record	Total Record	Sk	Dallas Hi Scorer	Pt	Dallas Hi Rebr	Rb	Dallas Hi Scorer	Pt	Opponent Hi Rebr	Rb	Attend
1	11/5	H	W	New Jersey	112-103	1-0	0-0	1-0	W1	Jackson	37	Jones	11	Anderson	30	Coleman	9	17,502
2	11/8	H	L	Denver	107-115	1-1	0-0	1-1	L1	Jackson	37	Jones	15	Rogers	28	Mutombo	14	12,526
3	11/11	R	W	Philadelphia	107-100	1-1	1-0	2-1	W1	Jj/Jm	22	Jones	15	Weatherspoon	27	Bradley	12	10,121
4	11/12	R	W	Chicago	124-120	1-1	2-0	3-1	W2	Mashburn	50	Jones	12	Pippen	26	Perdue	12	22,195
5	11/15	R	L	Miami	102-115	1-1	2-1	3-2	L1	Jackson	25	Jones	10	Willis	24	Willis	8	14,324
6	11/17	H	W	Sacramento	96-94	2-1	2-1	4-2	W1	Mashburn	23	Tarpley	9	Richmond	21	Richmond	9	13,516
7	11/19	H	L	Chicago (Ot)	85-111	2-2	2-1	4-3	L1	Jackson	18	Tarpley	10	Pippen	36	Pippen	14	17,502
8	11/23	R	L	L.A. Lakers	106-118	2-2	2-2	4-4	L2	Mashburn	29	Jones	16	Divac	27	Ceballos	8	11,124
9	11/25	H	W	Portland	101-91	3-2	2-2	5-4	W1	Jackson	31	Jones	16	Cr/Cd	19	Dudley	12	17,502
10	11/26	R	W	Denver (Ot)	124-123	3-2	3-2	6-4	W2	Jackson	50	Williams	11	Rogers	25	Pack	10	17,171
11	11/29	H	W	Minnesota	84-83	4-2	3-2	7-4	W3	Jackson	26	Tarpley	12	West	23	Rooks	12	12,810
12	12/1	H	L	Denver	80-89	4-3	3-2	7-5	L1	Jackson	26	Jones	22	Rogers	20	Mutombo	14	13,929
13	12/3	H	L	Utah	87-112	4-4	3-2	7-6	L2	Jackson	31	Jones	12	Carr	22	Spencer	9	17,502
14	12/6	R	W	San Antonio (Ot)	124-121	4-4	4-2	8-6	W1	Mashburn	34	Jones	17	Robinson	42	Reid	10	14,007
15	12/8	H	L	Washington (Ot)	121-124	4-5	4-2	8-7	L1	Mashburn	45	Jones	19	Webber	23	Webber	14	14,055
16	12/10	H	W	Charlotte	99-86	5-5	4-2	9-7	W1	Mashburn	31	Tarpley	12	Mourning	20	Mourning	11	17,502
17	12/13	H	L	L.A. Lakers	108-115	5-6	4-2	9-8	L1	Mashburn	32	Jm/Pj	11	Van Exel	35	Ceballos	10	15,150
18	12/15	H	W	Boston	122-113	6-6	4-2	10-8	W1	Jackson	40	Jones	20	Wilkins	33	Montross	11	17,502
19	12/17	R	W	L.A. Clippers	106-87	6-6	5-2	11-8	W2	Jackson	31	Tarpley	16	Vaught	23	Vaught	13	17,578
20	12/20	R	W	Golden State	110-107	6-6	6-2	12-8	W3	Mashburn	27	Tarpley	10	Sprewell	28	Seikaly	9	15,025
21	12/22	R	L	Seattle	101-103	6-6	6-3	12-9	L1	Mashburn	24	Tarpley	9	Payton	28	Kemp	10	14,763
22	12/23	R	L	Portland	92-118	6-6	6-4	12-10	L2	Smith	18	Tarpley	8	C. Robinson	31	Dudley	10	12,888
23	12/26	R	L	Phoenix	113-139	6-6	6-5	12-11	L3	Jackson	28	Williams	14	Johnson	20	Barkley	12	19,023
24	12/27	H	L	Phoenix	118-119	6-7	6-5	12-12	L4	Jackson	31	Jones	20	Johnson	28	Barkley	16	17,5024
25	12/30	H	W	Golden State	110-94	7-7	6-5	13-12	W1	Tarpley	22	Kidd	12	Seikaly	38	Seikaly	16	17,502
26	1/3	H	L	Houston	98-110	7-8	6-5	13-13	L1	Jackson	27	Tarpley	12	Olajuwon	41	Olajuwon	13	17,502
27	1/5	R	L	Houston	99-108	7-8	6-6	13-14	L2	Jackson	26	Tarpley	13	Olajuwon	33	Ch/Rh	8	16,611
28	1/6	H	W	Indiana	103-82	8-8	6-6	14-14	W1	Jackson	30	Davis	11	Miller	19	Smits	13	17,502
29	1/9	R	L	Utah	90-106	8-8	6-7	14-15	L1	Mashburn	27	Jj/Rt	8	Malone	32	Malone	15	19,911
30	1/11	H	W	L.A. Clippers	98-93	9-8	6-7	15-15	W1	Mashburn	25	Tarpley	10	Vaught	20	Vaught	7	14,957
31	1/12	R	L	Denver	78-94	9-8	6-8	15-16	L1	Jm/Jj	15	Tarpley	9	Rogers	16	Mutombo	12	17,171
32	1/14	H	L	Miami	77-84	9-9	6-8	15-17	L2	Mashburn	17	Kidd	10	Willis	27	Willis	15	17,502
33	1/15	R	W	San Antonio	108-103	9-9	7-8	16-17	W1	Jackson	37	Williams	12	Robinson	43	Robinson	17	16,019
34	1/18	H	L	Orlando	97-108	9-10	7-8	16-18	L1	Mashburn	29	Jones	19	O'Neal	42	O'Neal	10	17,502
35	1/20	H	L	New York	93-106	9-11	7-8	16-19	L2	Jackson	31	Jones	11	Ewing	36	Ewing	12	17,502
36	1/21	H	L	Seattle	91-117	9-12	7-8	16-20	L3	Jackson	25	Pj/Jj/Ds	7	Payton	22	Schrempf	9	17,5025
37	1/23	R	L	Utah	111-116	9-12	7-9	16-21	L4	Jackson	34	Williams	10	Malone	28	Malone	11	19,911
38	1/24	R	L	Sacramento (20t)	109-110	9-12	7-10	16-22	L5	Mashburn	35	Williams	13	Richmond	32	Polynice	17	17,317
39	1/27	H	L	Minnesota	84-102	9-13	7-10	16-23	L6	Jackson	24	Mashburn	10	Laettner	21	Laettner	7	17,352
40	1/28	H	L	Sacramento	84-87	9-14	7-10	16-24	L7	Mashburn	21	Jones	17	Grant	23	Grant	11	17,502
41	1/31	R	L	Milwaukee	105-107	9-14	7-11	16-25	L8	Jackson	26	Williams	18	Robinson	38	Baker	13	15,398
42	2/1	R	W	Minnesota	104-83	9-14	8-11	17-25	W1	Mashburn	32	Jones	20	Laettner	26	Laettner	11	14,202
43	2/3	H	L	San Antonio	103-114	9-15	8-11	17-26	L1	Jackson	22	Jones	8	Robinson	20	Rodman	20	17,502
44	2/4	H	W	Utah	119-98	10-15	8-11	18-26	W1	Jackson	30	Pj/Lw	15	Malone	22	Malone	10	17,051
45	2/7	H	L	Phoenix	113-114	10-16	8-11	18-27	L1	Mashburn	35	Williams	16	Barkley	28	Green	8	17,502
46	2/8	R	L	Orlando	92-110	10-16	8-12	18-28	L2	Jones	14	Pj/Td	9	Hardaway	20	O'Neal	10	16,010
47	2/14	H	W	Portland	95-90	11-16	8-12	19-28	W1	Mashburn	27	Williams	12	Strickland	25	Williams	12	14,184
48	2/17	H	L	Atlanta	90-110	11-17	8-12	19-29	L1	Jj/Jm	27	Jones	12	Blaylock	24	Long	12	17,502
49	2/21	R	W	Washington	102-97	11-17	9-12	20-29	W1	Jackson	44	Williams	14	Howard	30	Howard	9	16,053
50	2/23	R	L	Atlanta	92-110	11-17	9-13	20-30	L1	Harris	16	Jones	14	Blaylock	26	Long	11	9,631
51	2/24	R	L	New Jersey	104-114	11-17	9-14	20-31	L2	Mashburn	32	Jones	11	Coleman	23	Williams	14	20,049
52	2/26	R	L	Indiana	92-100	11-17	9-15	20-32	L3	Mashburn	27	Williams	13	Smits	28	D. Davis	8	16,783
53	2/28	H	W	Houston	102-101	12-17	9-15	21-32	W1	Mashburn	22	Williams	13	Drexler	24	Brown	10	17,502
54	3/2	H	W	Cleveland	90-84	13-17	9-15	22-32	W2	Jk/Lh/Rt	18	Jones	15	Mills	16	Mc/Jw	8	12,194
55	3/4	H	L	Detroit	91-98	13-18	9-15	22-33	L1	Mashburn	22	Lw/Rt	9	Dumars	19	Miller	10	17,502
56	3/7	H	L	Denver	96-99	13-19	9-15	22-34	L2	Rt/Jm	26	Tarpley	12	Abdul-Rauf	29	Mutombo	16	14,954
57	3/8	R	L	Utah	87-114	13-19	9-16	22-35	L3	Mashburn	17	Lw/Rt	9	Ac/Jh	19	Keele	11	19,911
58	3/11	R	L	Houston	102-109	13-19	9-17	22-36	L4	Mashburn	33	Jones	14	Drexler	36	Olajuwon	12	16,611
59	3/13	R	W	Golden State	130-125	13-19	10-17	23-36	W1	Kidd	30	Jones	13	Hardaway	30	Gatling	15	15,025
60	3/14	R	W	Sacramento	91-90	13-19	11-17	24-36	W2	Mashburn	27	Pj/Lw	12	Grant	27	Polynice	18	17,317
61	3/17	H	W	Philadelphia	103-101	14-19	11-17	25-36	W3	Mashburn	31	Williams	16	Weatherspoon	27	Weatherspoon	9	17,502
62	3/18	R	L	San Antonio	106-116	14-19	11-18	25-37	L1	Mashburn	29	Tarpley	13	Robinson	36	Rodman	14	35,888
63	3/20	R	W	Cleveland (20t)	102-100	14-19	12-18	26-37	W1	Mashburn	28	Jones	13	Hill	29	Cage	14	20,562
64	3/22	R	W	Minnesota	99-96	14-19	13-18	27-37	W2	Mashburn	25	Jones	16	Laettner	26	Laettner	12	14,496
65	3/23	R	W	Detroit	102-94	14-19	14-18	28-37	W3	Jones	21	Jones	18	Hill	32	Miller	11	15,861
66	3/25	H	W	Utah	117-110	15-19	14-18	29-37	W4	Mashburn	28	Williams	15	Malone	35	Malone	8	17,502
67	3/28	H	W	Milwaukee	114-93	16-19	14-18	30-37	W5	Mashburn	21	Tarpley	11	Robinson	21	Baker	16	16,138
68	3/30	R	W	Charlotte	125-107	16-19	15-18	31-37	W6	Rt/Pj	22	Jones	11	Hawkins	31	Hh/Am	9	23,698
69	3/31	R	L	New York	90-101	16-19	15-19	31-38	L1	Kidd	17	Jones	13	Ewing	18	Bonner	9	19,763
70	4/2	R	L	Boston	87-94	16-19	15-20	31-39	L2	Mashburn	30	Williams	12	Douglas	27	Radja	11	14,890
71	4/5	H	W	L.A. Lakers	130-111	17-19	15-20	32-39	W1	Mashburn	32	Williams	15	Van Exel	24	Divac	10	17,502
72	4/7	H	W	Minnesota	111-94	18-19	15-20	33-39	W2	Mashburn	31	Williams	16	Laettner	22	Laettner	9	17,502
73	4/8	H	L	Seattle	98-125	18-20	15-20	33-40	L1	Harris	31	Jones	9	Schrempf	22	Sk/Ej	12	17,502
74	4/10	H	L	Golden State	112-123	18-21	15-20	33-41	L2	Mashburn	29	Williams	19	Sprewell	30	Rozier	12	17,063
75	4/11	R	W	Houston (20t)	156-147	18-21	16-20	34-41	W1	Mashburn	42	Jones	21	Cd/Ks	29	Brown	14	16,431
76	4/13	R	L	Seattle	112-133	18-21	16-21	34-42	L1	Dumas	24	Davis	6	Payton	24	Kemp	19	15,900
77	4/15	R	W	Portland	102-90	18-21	17-21	35-42	W1	Mashburn	29	Pj/Lw/Rt	10	C. Robinson	25	Cr/Bw/Cd	7	12,888
78	4/16	R	L	L.A. Lakers	111-125	18-21	17-22	35-43	L1	Mashburn	26	Tarpley	18	Ceballos	33	Divac	13	17,505
79	4/18	H	W	L.A. Clippers	104-91	19-21	17-22	36-43	W1	Mashburn	20	Tarpley	14	Vaught	28	Vaught	17	17,502
80	4/20	H	L	San Antonio														



1993-1994

TOP ROW L-R HEAD COACH QUINN BUCKNER, ASSISTANT COACH TOM NEWELL, LORENZO WILLIAMS, DOUG SMITH, DONALD HODGE, GREG DREILING, SEAN ROOKS, TERRY DAVIS, ASSISTANT COACH RANDY WITTMAN, ASSISTANT COACH GREG BALLARD, VICE PRESIDENT/BASKETBALL OPERATIONS RICK SUND, CHIEF OPERATING OFFICER/GENERAL MANAGER NORM SONJU

BOTTOM ROW L-R EQUIPMENT MANAGER KERRY LEATH, RANDY WHITE, POPEYE JONES, LUCIOUS HARRIS, JAMAL MASHBURN, JIM JACKSON, TIM LEGLER, FAT LEVER, TONY CAMPBELL, MORLON WILEY, TRAINER DOUG ATKINSON. DID NOT FINISH THE SEASON IN DALLAS: CHUCKY BROWN, DEREK HARPER, DARREN MORNINGSTAR

SEASON NOTEBOOK

Won 13, lost 69 (sixth, Midwest)...Dallas won its final two games, four of its last seven and five of its last 11...Dallas was 0-13 in March (the first month in franchise history without a win) before rebounding to go 5-8 in April...the Mavericks were one of just two clubs with two players in the top 18 in scoring (the Clippers were the other) as Jim Jackson and Jamal Mashburn each averaged 19.2 ppg to tie for 18th in the NBA...Dallas set a club record with 767 steals, breaking the club record of 688 steals by the 1986-87 Midwest Division Championship club...Mashburn and Popeye Jones each participated in the Schick Rookie Game on All-Star Saturday...Jones' 7.5 rebounds per game was the highest rookie rebound average ever by a Maverick...Dallas allowed 103.8 ppg, down 10.7 ppg from their opponents' average in the previous season.

	G-S	Min	Avg	Fg-Att	Pct	3Fg-Att	Pct	Ft-Att	Pct	Off	Def	Reb	Avg	Ast	Avg	Pf-D	Stl	To	Blk	Pts	Avg	Hi
Jackson	82-82	3066	37.4	637-1432	.445	17-60	.283	285-347	.821	169	219	388	4.7	374	4.6	161-0	87	334	25	1576	19.2	37
Mashburn	79-73	2896	36.7	561-1382	.406	85-299	.284	306-438	.699	107	246	353	4.5	266	3.4	205-0	89	245	14	1513	19.2	37
Rooks	47-28	1255	26.7	193-393	.491	0-1	.000	150-210	.714	84	175	259	5.5	49	1.0	109-0	21	80	44	536	11.4	26
Campbell (Tot)	63-14	1214	19.3	227-512	.443	7-28	.250	94-120	.783	76	110	186	3.0	82	1.3	134-1	50	84	15	555	8.8	22
Campbell (Dal)	41-3	835	20.4	164-384	.427	6-25	.240	64-83	.771	48	78	126	3.1	51	1.2	75-0	30	55	14	398	9.7	22
Smith	79-42	1684	21.3	295-678	.435	2-9	.222	106-127	.835	114	235	349	4.4	119	1.5	287-3	82	93	38	698	8.8	36
Legler	79-0	1322	16.7	231-528	.438	52-139	.374	142-169	.840	36	92	128	1.6	120	1.5	133-0	52	60	13	656	8.3	25
Lever	81-54	1947	24.0	227-557	.408	26-74	.351	75-98	.765	83	200	283	3.5	213	2.6	155-1	159	88	15	555	6.9	16
White	18-3	320	17.8	45-112	.402	6-20	.300	19-33	.576	30	53	83	4.6	11	0.6	46-0	10	18	10	115	6.4	17
Jones	81-47	1773	21.9	195-407	.479	0-1	.000	78-107	.729	299	306	605	7.5	99	1.2	246-2	61	94	31	468	5.8	16
Harris	77-0	1165	15.1	162-385	.421	7-33	.212	87-119	.731	45	112	157	2.0	106	1.4	117-0	49	78	10	418	5.4	20
Davis	15-5	286	19.1	24-59	.407	0-0	—	8-12	.667	30	44	74	4.9	6	0.4	27-0	9	5	1	56	3.7	10
Williams (Tot)	38-11	716	18.8	49-110	.445	0-0	—	12-28	.429	95	122	217	5.7	25	0.7	92-0	18	22	46	110	2.9	11
Williams (Dal)	34-11	678	19.9	48-103	.466	0-0	—	12-28	.429	92	117	209	6.1	23	0.7	87-0	15	21	41	108	3.2	11
Hodge	50-0	428	18.6	46-101	.455	0-0	—	44-52	.846	46	49	95	1.9	32	0.6	66-1	15	30	13	136	2.7	12
Dreiling	54-19	685	12.7	52-104	.500	1-1	1.000	27-38	.711	47	123	170	3.1	31	0.6	159-5	16	43	24	132	2.4	9
Wiley (Tot)	16-0	158	19.9	9-29	.310	3-10	.300	0-0	—	0	10	10	0.6	23	1.4	21-0	15	17	0	21	1.3	5
Wiley (Dal)	12-0	124	10.3	6-21	.286	2-6	.333	0-0	—	0	6	6	0.5	16	1.3	17-0	13	11	0	14	1.2	5
Harper*	28-28	893	31.9	130-342	.380	37-105	.352	28-50	.560	10	45	55	2.0	98	3.5	46-0	45	54	4	325	11.6	33
Morningstar*	22-15	363	16.5	38-81	.469	0-0	—	18-30	.600	31	49	80	3.6	15	0.7	69-1	14	19	2	94	4.3	11
Brown*	1-0	10	10.0	1-1	1.000	0-0	—	1-1	1.000	0	1	1	1.0	0	0.0	2-0	0	0	0	3	3.0	3
MAVERICKS	82	19730		3055-7070	.432	241-773	.312	1450-1942	.747	1271	2150	3421	41.7	1629	19.9	2007-13	767	1393	299	7801	95.1	116
OPPONENTS	82	19730		3212-6508	.494	249-688	.362	1841-2498	.737	1101	2503	3604	44.0	1970	24.0	1649-7	782	1428	507	8514	103.8	126

**CONTENT****THE ORGANIZATION****PLAYERS****THE NBA****HISTORY****RECORDS****PLAYOFFS****MEDIA****REVIEW**

No	Date	H-R	W-L	Opponent	Score	Home Record	Road Record	Total Record	Sk	Dallas Hi Scorer	Pt	Dallas Hi Rebr	Rb	Dallas Hi Scorer	Pt	Opponent Hi Rebr	Rb	Attend
1	11/5	R	L	Utah	86-102	0-0	0-1	0-1	L1	Mashburn	22	Hodge	10	K. Malone	29	K. Malone	11	19,911
2	11/6	H	L	Golden State	89- 93	0-1	0-1	0-2	L2	Jackson	20	Mashburn	9	Sprewell	23	Grayer	10	13,195
3	11/9	H	L	New Jersey	80- 86	0-2	0-1	0-3	L3	Jackson	23	Jones	17	Coleman	28	Coleman	9	11,561
4	11/12	R	W	Minnesota	115- 99	0-2	1-1	1-3	W1	Mashburn	36	Jones	6	Laetner	26	Laetner	7	18,346
5	11/13	H	L	Utah	100-101	0-3	1-1	1-4	L1	Jm/Lh	20	Jones	13	J. Malone	25	K. Malone	10	13,187
6	11/16	H	L	New York	90-103	0-4	1-1	1-5	L2	Jackson	21	Mashburn	6	Starks	18	Ewing	12	12,918
7	11/18	R	L	L.A. Clippers	84- 88	0-4	1-2	1-6	L3	Jackson	18	Jones	12	Harper	28	Rh/Lv	9	8,362
8	11/19	R	L	Seattle	87-116	0-4	1-3	1-7	L4	Mashburn	24	Jones	9	Kemp	24	Kemp	9	14,253
9	11/21	R	L	Portland	90-103	0-4	1-4	1-8	L5	Mashburn	21	Dm/Pj	9	Drexler	20	C. Robinson	11	12,888
10	11/23	H	L	L.A. Clippers	98-105	0-5	1-4	1-9	L6	Mashburn	20	Jm/Pj/Ds	8	Harper	32	Vaught	11	12,290
11	11/26	H	L	Chicago	85-108	0-6	1-4	1-10	L7	Mashburn	21	Jones	7	Armstrong	26	Grant	13	17,502
12	11/27	R	L	San Antonio	80-104	0-6	1-5	1-11	L8	Jm/Tl/Sr	14	Rooks	9	Robinson	28	Rodman	20	18,066
13	11/30	R	L	Golden State	91-103	0-6	1-6	1-12	L9	Mashburn	26	Jackson	9	Sprewell	23	Houston	7	15,025
14	12/1	R	L	L.A. Lakers	91-124	0-6	1-7	1-13	L10	Jackson	16	Jones	10	Campbell	18	Divac	8	10,319
15	12/3	H	L	Milwaukee	106-107	0-7	1-7	1-14	L11	Mashburn	28	Mashburn	8	Brickowski	30	Aa/Kn	7	11,690
16	12/5	R	L	Denver	110-115	0-7	1-8	1-15	L12	Mashburn	28	Jones	8	Abdul-Rauf	22	Mutombo	23	13,991
17	12/7	H	L	Miami	101-106	0-8	1-8	1-16	L13	Harper	33	Jones	13	Rice	29	Seikaly	12	10,784
18	12/9	H	L	Seattle	93-125	0-9	1-8	1-17	L14	Dh/Jj	20	Jones	9	Gill	23	Schrempf	8	13,112
19	12/11	H	L	Phoenix	103-114	0-10	1-8	1-18	L15	Mashburn	25	Mashburn	13	K. Johnson	25	Barkley	13	17,502
20	12/14	H	L	Portland (Ot)	93-100	0-11	1-8	1-19	L16	Harper	21	Jones	18	Drexler	25	Williams	16	10,144
21	12/16	H	L	San Antonio	89-103	0-12	1-8	1-20	L17	Jackson	18	Rooks	8	Robinson	30	Rodman	18	11,146
22	12/18	R	L	Houston	93-104	0-12	1-9	1-21	L18	Mashburn	30	Jones	10	Olajuwon	28	Thorpe	15	15,798
23	12/20	R	L	New York	92-101	0-12	1-10	1-22	L19	Harper	16	Rooks	10	Ewing	21	Oakley	11	19,763
24	12/22	R	L	Milwaukee	86- 96	0-12	1-11	1-23	L20	Mashburn	29	Jm/Ds	8	Day	21	Norman	13	15,032
25	12/23	R	W	Minnesota	93- 89	0-12	2-11	2-23	W1	Jackson	28	Mashburn	13	Williams	33	Laetner	7	17,940
26	12/28	H	L	Denver	85- 97	0-13	2-11	2-24	L1	Rooks	25	Jones	16	Stith	21	Mutombo	12	14,136
27	1/2	R	L	Sacramento	116-119	0-13	2-12	2-25	L2	Mashburn	30	Jones	7	Simmons	25	Simmons	10	17,317
28	1/3	R	L	Utah	85-115	0-13	2-13	2-26	L3	Jackson	23	Mashburn	9	Chambers	20	Spencer	10	19,911
29	1/5	H	L	Houston	102-114	0-14	2-13	2-27	L4	Mashburn	37	Jones	11	Olajuwon	37	Olajuwon	14	11,721
30	1/7	H	L	Philadelphia	93-103	0-15	2-13	2-28	L5	Jackson	23	Davis	9	Barros	26	Weatherspoon	14	11,848
31	1/8	R	L	Chicago	81-100	0-15	2-14	2-29	L6	Jackson	25	Smith	9	Pippen	20	Grant	11	18,392
32	1/12	H	L	Minnesota	85-103	0-16	2-14	2-30	L7	Jackson	24	Pi/Sr	8	Dw/Ir	23	Tf/Ll	9	10,550
33	1/14	R	L	Atlanta	96-113	0-16	2-15	2-31	L8	Legler	21	Jones	9	Willis	26	Willis	9	11,217
34	1/15	H	L	San Antonio	87-104	0-17	2-15	2-32	L9	Mashburn	26	Rooks	8	Dr/Tc	20	Rodman	19	14,061
35	1/18	R	L	Phoenix	103-113	0-17	2-16	2-33	L10	Rooks	21	Ds/Pj	9	Majerle	27	Miller	11	19,023
36	1/19	H	L	Boston	84- 89	0-18	2-16	2-34	L11	Jackson	27	Jones	13	Parish	17	Parish	10	11,161
37	1/21	H	L	Seattle	87- 91	0-19	2-16	2-35	L12	Jackson	29	Jones	12	Schrempf	22	Kemp	12	14,101
38	1/22	R	L	San Antonio	83-103	0-19	2-17	2-36	L13	Legler	13	Jones	8	Robinson	23	Rodman	32	19,003
39	1/24	R	L	Boston	102-110	0-19	2-18	2-37	L14	Mashburn	27	Sr/FI	10	Fox	22	McDaniel	11	14,890
40	1/26	R	L	Philadelphia	90-104	0-19	2-19	2-38	L15	Mashburn	20	Davis	8	Barros	22	Weatherspoon	10	6,845
41	1/27	R	L	Washington	95- 98	0-19	2-20	2-39	L16	Jackson	21	Jackson	8	Gugliotta	23	Gugliotta	10	13,116
42	1/29	H	W	Sacramento	108-101	1-19	2-20	3-39	W1	Jackson	24	White	14	Richmond	34	Wilson	10	12,157
43	1/31	H	L	Atlanta	85- 90	1-20	2-20	3-40	L1	Smith	22	Davis	10	Wilkins	24	Willis	16	10,420
44	2/2	R	W	Minnesota	92- 88	1-20	3-20	4-40	W1	Mashburn	26	Mashburn	9	Rider	22	Laetner	9	17,665
45	2/4	H	L	L.A. Lakers	87- 95	1-21	3-20	4-41	L1	Mashburn	22	Mashburn	11	Lynch	26	Divac	19	15,482
46	2/6	R	L	Denver	89- 99	1-21	3-21	4-42	L2	Mashburn	17	4 Tied	6	Ellis	21	Mutombo	14	15,389
47	2/8	H	W	Minnesota (Ot)	108-105	2-21	3-21	5-42	W1	Jm/Jj	24	Rw/Pj	8	West	24	Maxe	14	10,705
48	2/10	H	W	Washington	87- 77	3-21	3-21	6-42	W2	Mashburn	16	Jackson	8	Gugliotta	18	Gugliotta	13	10,176
49	2/15	H	L	Portland	103-106	3-22	3-21	6-43	L1	Mashburn	26	Jones	12	Drexler	26	Williams	16	10,852
50	2/17	H	L	Indiana	73- 84	3-23	3-21	6-44	L2	Mashburn	17	Jones	11	Miller	22	D. Davis	16	10,322
51	2/19	H	L	Detroit	96-105	3-24	3-21	6-45	L3	Jm/Jj	18	Jones	13	Dumars	40	Anderson	17	16,102
52	2/21	R	W	Detroit	98- 88	3-24	4-21	7-45	W1	Mashburn	23	Jones	11	Mills	25	Mills	13	16,427
53	2/22	R	L	Indiana	101-107	3-24	4-22	7-46	L1	Jackson	23	Jones	7	Smits	23	Smits	11	12,587
54	2/24	R	W	Charlotte	115-110	3-24	5-22	8-46	W1	Mashburn	37	Jones	7	Johnson	23	Johnson	10	23,698
55	2/26	R	L	Cleveland	99-110	3-24	5-23	8-47	L1	Mashburn	25	Williams	11	Hill	24	Hill	12	19,372
56	2/27	R	L	New Jersey	90-117	3-24	5-24	8-48	L2	Mashburn	32	Mashburn	10	Morris	27	Coleman	10	12,344
57	3/3	H	L	Orlando	94-107	3-25	5-24	8-49	L3	Jackson	21	Jm/Dh	5	O'Neal	43	O'Neal	16	17,502
58	3/5	H	L	Utah	90-103	3-26	5-24	8-50	L4	Mashburn	22	Williams	13	K. Malone	34	K. Malone	13	14,144
59	3/8	H	L	L.A. Clippers	110-116	3-27	5-24	8-51	L5	Jackson	31	Williams	9	Harper	36	Outlaw	9	10,784
60	3/10	R	L	L.A. Lakers	101-106	3-27	5-25	8-52	L6	Jackson	21	Jones	12	Divac	22	Divac	17	11,149
61	3/11	R	L	L.A. Clippers	96-106	3-27	5-26	8-53	L7	Jackson	37	Jackson	12	Wilkins	31	Harper	10	10,226
62	3/13	H	L	Houston	93-100	3-28	5-26	8-54	L8	Jackson	30	Lever	10	Maxwell	27	Thorpe	15	12,525
63	3/16	R	L	Orlando	98-100	3-28	5-27	8-55	L9	Mashburn	34	Williams	10	O'Neal	34	O'Neal	21	15,291
64	3/17	R	L	Miami	98-115	3-28	5-28	8-56	L10	Jackson	25	Williams	9	Seikaly	28	Seikaly	14	14,920
65	3/19	H	L	Golden State	107-116	3-29	5-28	8-57	L11	Jackson	31	Williams	10	Sprewell	24	Gatling	15	16,101
66	3/23	H	L	L.A. Lakers	109-112	3-30	5-28	8-58	L12	Smith	36	Smith	7	Van Exel	28	Campbell	13	12,484
67	3/25	R	L	Phoenix	94- 99	3-30	5-29	8-59	L13	Jackson	31	Smith	9	K. Johnson	28	Barkley	14	19,023
68	3/26	R	L	Denver	101-112	3-30	5-30	8-60	L14	Jackson	20	Smith	11	Mutombo	27	Mutombo	19	17,171
69	3/29	H	L	San Antonio	92-117	3-31	5-30	8-61	L15	Mashburn	24	Rooks	9	Robinson	37	Rodman	20	13,174
70	4/1	H	L	Charlotte	104-106	3-32	5-30	8-62	L16	Sr/Jj	19	Jones	11	Mourning	25	Mourning	13	15,307
71	4/2	H	L	Cleveland	88- 95	3-33	5-30	8-63	L17	Smith	23	Jackson	10	Price	24	Williams	18	11,505
72	4/5	R	W	Sacramento	88- 80	3-33	6-30	9-63	W1	Smith	18	Rooks	10	Richmond	22	Polynice	16	17,317
73	4/7	R	L	Utah	82- 99	3-33	6-31	9-64	L1	Jm/Sr	14	Williams	9	K. Malone	25	Spencer	14	19,911
74	4/8	R	L	Seattle	93-111	3-33	6-32	9-65	L2	Mashburn	27	Williams	7	Payton	22	Kemp	13	14,551
75	4/11	R	L	Golden State	108-122	3-33	6-33	9-66	L3	Jackson	25	Ds/Sr	7	Sprewell	33	Owens	11	15,025
76	4/12	R	W	Portland	108-107	3-33	7-33	10-66	W1	Jackson	24	Jones	14	Drexler	29	Gr/Cd	8	12,888
77	4/15	H	W	Denver	99- 97	4-33	7-33	11-66	W2	Rooks	24	Jones	14	Ellis	23	Le/Dm	11	12,048
78	4/16	H	L	Sacramento	98-106	4-34	7-33	11-67	L1	Jackson	20	Jones	13	Tisdale	32	Polynice	10	12,376
79	4/18	H	L	Phoenix	97-106	4-35	7-33	11-68	L2	Jackson	30	Jm/Jj	8	Barkley	28	Green	14	13,931
80	4/21	R	L	Houston	100-126	4-35	7-34	11-69	L3	Jackson	14	Williams	9	Olajuwon	21	Olajuwon	14	14,081
81	4/22	H	W	Houston	107- 95	5-35</												



1992-1993

TOP ROW L-R HEAD COACH GAR HEARD, ASSISTANT COACH CLIFFORD RAY, RANDY WHITE, DOUG SMITH, DONALD HODGE, SEAN ROOKS, TERRY DAVIS, RADISAV CURCIC, DEXTER CAMBRIDGE, ASSISTANT COACH BRAD DAVIS, VICE PRESIDENT/BASKETBALL OPERATIONS RICK SUND, CHIEF OPERATING OFFICER/GM NORM SONJU

BOTTOM ROW L-R EQUIPMENT MANAGER KERRY LEATH, WALTER BOND, FAT LEVER, TIM LEGLER, DEREK HARPER, JIM JACKSON, MORLON WILEY, BRIAN HOWARD, MIKE IUZZOLINO, TRAINER DOUG ATKINSON. DID NOT FINISH THE SEASON IN DALLAS: STEPHEN BARDO, TRACY MOORE, WALTER PALMER, LAMONT STROTHERS

SEASON NOTEBOOK

Won 11, lost 71 (sixth, Midwest)...their worst record ever (previous mark was 15-67 in the 1980-81 charter season)...the Mavericks were 7-14 over their final 21 games...Dallas started the season 0-29 on the road, but rallied to win four of their last 12 games away from Reunion...Jim Jackson joined Shaquille O'Neal and Alonzo Mourning as the only rookies with streaks of seven or more consecutive games with 20-plus points...overall, six of Dallas' 11 wins came against clubs that finished the season with winning records...on March 4, the Mavericks introduced 10-year NBA veteran Quinn Buckner as head coach beginning at the end of the 1992-93 season...Gar Heard served as interim coach following the dismissal of Richie Adubato on January 13...the Mavericks used a club-record 28 starting lineups (breaking the club record of 18 in 1991-92).

	G-S	Min	Avg	Fg-Att	Pct	3Fg-Att	Pct	Ft-Att	Pct	Off	Def	Reb	Avg	Ast	Avg	Pf-D	Stl	To	Blk	Pis	Avg	Hi
Harper	62-60	2108	34.0	393-939	.419	101-257	.393	239-316	.756	42	81	123	2.0	334	5.4	145-1	80	136	16	1126	18.2	35
Jackson	28-28	938	33.5	184-466	.395	21-73	.288	68-92	.739	42	80	122	4.4	131	4.7	80-0	40	115	11	457	16.3	32
Rooks	72-68	2087	29.0	368-747	.493	0-2	.000	234-389	.602	196	340	536	7.4	95	1.3	204-2	38	160	81	970	13.5	26
Davis	75-74	2462	32.8	393-863	.455	2-8	.250	167-281	.594	259	442	701	9.3	68	0.9	199-3	36	160	28	955	12.7	35
Smith	61-42	1524	25.0	289-666	.434	0-4	.000	56-74	.757	96	232	328	5.4	104	1.7	280-12	48	115	52	634	10.4	27
White	64-20	1433	22.4	235-540	.435	10-42	.238	138-184	.750	154	216	370	5.8	49	0.8	226-4	63	108	45	618	9.7	31
Legler (Tot)	33-0	635	19.2	105-241	.436	22-65	.338	57-71	.803	25	34	59	1.8	46	1.4	63-0	24	28	6	289	8.8	20
Legler (Dal)	30-0	630	21.0	104-238	.437	22-65	.338	57-71	.803	25	33	58	1.9	46	1.5	63-0	24	28	6	287	9.6	20
Iuzzolino	70-23	1769	25.3	221-478	.462	54-144	.375	114-149	.765	31	109	140	2.0	328	4.7	101-0	49	129	6	610	8.7	23
Bond	74-38	1578	21.3	227-565	.402	7-42	.167	129-167	.772	52	144	196	2.6	122	1.6	223-3	75	112	18	590	8.0	25
Cambridge	53-13	885	16.7	151-312	.484	0-4	.000	68-99	.687	88	79	167	3.2	58	1.1	128-1	24	63	6	370	7.0	16
Howard	68-22	1295	19.0	183-414	.442	1-7	.143	72-94	.766	66	146	212	3.1	67	1.0	217-8	55	68	34	439	6.5	18
Hodge	79-8	1267	16.0	161-400	.403	0-0	—	71-104	.683	93	201	294	3.7	75	0.9	204-2	33	90	37	393	5.0	14
Wiley (Tot)	58-15	995	17.2	96-254	.378	54-154	.351	17-26	.654	29	62	91	1.6	181	3.1	127-2	65	80	3	263	4.5	15
Wiley (Dal)	33-13	641	19.4	70-173	.405	39-103	.379	12-18	.667	20	36	56	1.7	100	3.0	78-2	39	51	1	191	5.8	15
Curcic*	20-0	166	8.3	16-41	.390	0-0	—	26-36	.722	17	32	49	2.5	12	0.6	30-0	7	8	2	58	2.9	11
Moore*	39-1	510	13.1	103-249	.414	23-67	.343	53-61	.869	23	29	52	1.3	47	1.2	54-0	21	32	4	282	7.2	20
Strothers*	9-0	138	15.3	20-61	.328	2-13	.154	8-10	.800	8	6	14	1.6	13	1.4	13-0	8	15	0	50	5.6	10
Palmer*	20-0	124	6.2	27-57	.474	0-0	—	6-9	.667	12	32	44	2.2	5	0.3	29-0	1	10	5	60	3.0	18
Bardo*	23-0	175	7.6	19-62	.306	1-6	.167	12-17	.706	10	27	37	1.6	29	1.3	28-0	8	17	3	51	2.2	6
Mavericks	82	-	240.6	3164-7271	.435	283-837	.338	1530-2171	.705	1234	2265	3499	42.7	1683	20.5	2302-38	649	1459	355	8141	99.3	128
Opponents	82	-	240.6	3401-6783	.501	234-653	.358	2351-3071	.766	1063	2740	3803	46.4	2047	25.0	1861-81	802	1273	520	9387	114.5	139

**CONTENT****THE ORGANIZATION****PLAYERS****THE NBA****HISTORY****RECORDS****PLAYOFFS****MEDIA****REVIEW**

No	Date	H-R	W-L	Opponent	Score	Home Record	Road Record	Total Record	Sk	Dallas Hi Scorer	Pt	Dallas Hi Rebr	Rb	Dallas Hi Scorer	Pt	Opponent Hi Rebr	Rb	Attend
1	11/7	H	L	Utah	106-122	0-1	0-0	0-1	L1	Harper	26	luzzolino	6	K. Malone	31	Benoit	14	12,514
2	11/10	R	L	Minnesota	104-118	0-1	0-1	0-2	L2	Bond	25	Ds/Doh/Tm	6	Person	24	Laetner	12	18,202
3	11/11	H	L	Milwaukee	116-124	0-2	0-1	0-3	L3	Harper	21	Davis	11	Edwards	31	Avent/Fb	8	11,276
4	11/14	H	W	Atlanta	113-105	1-2	0-1	1-3	W1	Davis	35	Davis	17	Wilkins	32	Dw/Kv	14	13,488
5	11/17	R	L	Charlotte	111-134	1-2	0-2	1-4	L1	Smith	17	Sr/Rw	9	Johnson	21	Mourning	14	23,698
6	11/19	R	L	San Antonio	95-123	1-2	0-3	1-5	L2	Harper	24	Td/Sr/Wb/Dh	5	Elliott	26	Green	9	16,057
7	11/21	H	L	Cleveland	108-119	1-3	0-3	1-6	L3	Harper	25	Davis	10	Lm/Mp	26	Lm/Jw	7	13,805
8	11/25	H	L	L.A. Clippers	112-130	1-4	0-3	1-7	L4	Rooks	22	Davis	9	Manning	31	Norman	9	11,433
9	11/27	H	L	Seattle	104-127	1-5	0-3	1-8	L5	Harper	21	Davis	14	Payton	31	Kemp	16	13,257
10	11/29	R	L	L.A. Lakers	85-114	1-5	0-4	1-9	L6	Tm/Bh	14	Davis	12	Divac	20	Green	14	13,855
11	12/1	R	L	Utah	101-116	1-5	0-5	1-10	L7	Td/Tm	20	Palmer	11	K. Malone	27	K. Malone	13	19,452
12	12/3	R	L	Seattle	108-125	1-5	0-6	1-11	L8	Moore	20	Smith	9	Kemp	17	Kemp	8	7,949
13	12/5	H	L	Houston	96-117	1-6	0-6	1-12	L9	Harper	23	Td/Bh	7	Olajuwon	26	Thorpe	8	14,096
14	12/8	H	L	Miami	112-126	1-7	0-6	1-13	L10	Harper	27	Rooks	12	Long	21	Seikaly	13	11,201
15	12/10	H	L	Minnesota	88-111	1-8	0-6	1-14	L11	Davis	21	Davis	12	Person	22	Longley	9	11,124
16	12/12	H	L	San Antonio	91-113	1-9	0-6	1-15	L12	Harper	25	Rooks	16	Robinson	22	Reid	15	13,903
17	12/16	H	W	L.A. Lakers	102-95	2-9	0-6	2-15	W1	Rooks	22	Sr/Bh	9	Threatt	23	Divac	9	13,358
18	12/18	R	L	San Antonio	101-122	2-9	0-7	2-16	L1	Harper	23	Td/Rw	12	Elliott	41	Smith	12	16,057
19	12/19	R	L	Houston	93-112	2-9	0-8	2-17	L2	Smith	27	Davis	11	Ot/Ho	18	Olajuwon	12	11,426
20	12/22	R	L	L.A. Clippers	94-108	2-9	0-9	2-18	L3	Td/Dh	20	Davis	11	Harper	25	M. Jackson	12	9,137
21	12/23	R	L	Golden State	97-111	2-9	0-10	2-19	L4	Harper	25	Smith	11	Hardaway	23	Hill	15	15,025
22	12/26	H	L	Golden State	96-110	2-10	0-10	2-20	L5	Bond	20	Smith	11	Hardaway	31	Hill	13	13,155
23	12/29	R	L	Sacramento	81-139	2-10	0-11	2-21	L6	White	15	Bond	7	Bonner	23	Bonner	11	17,317
24	12/30	R	L	Portland	92-111	2-10	0-12	2-22	L7	Smith	20	Davis	9	Porter	20	Williams	12	12,888
25	1/2	R	L	Minnesota	71-103	2-10	0-13	2-23	L8	Bond	16	Smith	12	Laetner	26	McCann	10	18,106
26	1/5	H	L	Portland	95-109	2-11	0-13	2-24	L9	Davis	22	Davis	14	Kersey	17	Bryant	10	12,227
27	1/7	H	L	Phoenix	107-111	2-12	0-13	2-25	L10	Harper	31	Rooks	11	Barkley	32	Barkley	14	13,760
28	1/9	H	L	Utah	102-126	2-13	0-13	2-26	L11	luzzolino	18	White	8	J. Malone	27	K. Malone	13	12,969
29	1/11	H	L	Charlotte	113-132	2-14	0-13	2-27	L12	Rooks	20	Davis	9	Johnson	24	Mourning	10	13,285
30	1/13	R	L	Detroit	96-112	2-14	0-14	2-28	L13	Davis	17	Davis	14	Thomas	20	Rodman	18	21,454
31	1/15	H	L	New York	93-107	2-15	0-14	2-29	L14	Harper	28	Davis	11	Rb/Js	18	Pe/Am	9	14,445
32	1/16	R	L	Denver	91-106	2-15	0-15	2-30	L15	Harper	35	Davis	10	Pack	19	Mutombo	16	14,568
33	1/19	H	W	Detroit	113-103	3-15	0-15	3-30	W1	Harper	26	Davis	18	Thomas	19	Laimbeer	14	11,498
34	1/21	H	L	Denver	94-110	3-16	0-15	3-31	L1	Moore	16	Davis	19	Jackson	24	Ellis	16	11,133
35	1/23	R	L	Orlando	106-127	3-16	0-16	3-32	L2	Harper	18	Td/Rw	8	O'Neal	38	O'Neal	13	15,151
36	1/24	R	L	Miami	106-122	3-16	0-17	3-33	L3	Harper	24	Davis	12	Rice	31	Seikaly	12	15,008
37	1/26	H	L	Chicago	88-123	3-17	0-17	3-34	L4	Moore	13	White	7	Sp/Sk	19	Sp/Sk	11	17,502
38	1/29	H	L	Sacramento	120-130	3-18	0-17	3-35	L5	Harper	28	Davis	17	Simmons	35	Rambis	10	11,410
39	1/30	R	L	Phoenix	105-126	3-18	0-18	3-36	L6	White	30	Davis	17	Majerte	30	Barkley	14	19,023
40	2/1	H	L	New Jersey	96-115	3-19	0-18	3-37	L7	Rooks	21	Td/Sr	12	Coleman	27	Bowie	9	10,452
41	2/3	H	L	Houston	102-119	3-20	0-18	3-38	L8	Harper	27	Davis	16	Olajuwon	30	Olajuwon	18	10,771
42	2/5	H	W	Indiana	105-104	4-20	0-18	4-38	W1	Rooks	26	Davis	16	Miller	30	Schrempf	16	11,715
43	2/6	R	L	Denver	93-111	4-20	0-19	4-39	L1	White	15	Smith	10	Williams	23	Mutombo	11	13,546
44	2/8	R	L	L.A. Lakers (Ot)	100-108	4-20	0-20	4-40	L2	Harper	23	Davis	14	Scott	26	Perkins	17	14,202
45	2/10	H	L	Washington	102-110	4-21	0-20	4-41	L3	Harper	23	White	14	Adams	29	Gugliotta	10	10,661
46	2/12	H	L	Boston	100-109	4-22	0-20	4-42	L4	Davis	21	Rooks	13	Abdelnaby	24	Parish	15	15,548
47	2/13	H	L	Philadelphia	96-119	4-23	0-20	4-43	L5	White	20	Rooks	10	Homacek	20	Tp/Al	10	13,408
48	2/16	R	L	New York	87-117	4-23	0-21	4-44	L6	Rooks	23	Rooks	7	Davis	18	Co/Hw	10	19,763
49	2/17	R	L	Cleveland	97-124	4-23	0-22	4-45	L7	Rooks	19	Sr/Dc	8	Brandon	20	Williams	12	17,083
50	2/24	H	L	Denver	92-113	4-24	0-22	4-46	L8	Harper	23	Davis	11	Le/Cj	23	Mutombo	13	10,780
51	2/26	R	L	Minnesota	89-99	4-24	0-23	4-47	L9	Harper	23	Davis	11	West	21	Laetner	15	18,011
52	2/28	R	L	Indiana	96-110	4-24	0-24	4-48	L10	Harper	26	Rooks	9	Miller	31	Schrempf	17	11,560
53	3/2	R	L	Milwaukee	86-120	4-24	0-25	4-49	L11	Rooks	14	White	9	Brickowski	17	Hill	11	13,794
54	3/3	R	L	Chicago	97-125	4-24	0-26	4-50	L12	Davis	24	Davis	7	Pippen	24	Williams	8	18,062
55	3/5	H	L	Houston	86-105	4-25	0-26	4-51	L13	Td/Hodge	13	Davis	11	Olajuwon	24	Olajuwon	11	14,450
56	3/6	H	L	Phoenix	102-109	4-26	0-26	4-52	L14	Harper	27	White	10	K. Johnson	28	Barkley	15	17,502
57	3/9	R	L	San Antonio	84-119	4-26	0-27	4-53	L15	Sr/Wb	14	Rooks	7	Robinson	19	Reid	9	16,057
58	3/10	H	L	Portland	96-124	4-27	0-27	4-54	L16	White	31	Rooks	8	Porter	24	Duckworth	15	11,822
59	3/12	R	L	Phoenix	98-116	4-27	0-28	4-55	L17	Davis	23	Davis	11	Barkley	24	Cb/Cc	9	19,023
60	3/13	R	L	Sacramento	94-122	4-27	0-29	4-56	L18	Davis	21	Smith	7	Simmons	24	Williams	10	17,317
61	3/15	H	L	Utah	96-109	4-28	0-29	4-57	L19	Smith	22	Smith	12	K. Malone	36	K. Malone	8	14,852
62	3/17	H	W	Orlando	102-96	5-28	0-29	5-57	W1	Jackson	17	Davis	10	Anderson	25	O'Neal	12	17,502
63	3/19	R	W	Philadelphia	89-87	5-28	1-29	6-57	W2	Davis	24	Davis	10	Hawkins	26	Weatherspoon	8	9,427
64	3/21	R	L	New Jersey	84-106	5-28	1-30	6-58	L1	Rooks	17	Rooks	9	Petrovic	21	Bowie	8	11,487
65	3/23	R	L	Atlanta	107-125	5-28	1-31	6-59	L2	Rooks	23	Rooks	12	Wilkins	28	Willis	12	7,602
66	3/24	R	W	Washington	101-98	5-28	2-31	7-59	W1	Jackson	27	Dc/Jj	8	Chapman	22	Gugliotta	12	6,241
67	3/26	R	L	Boston	97-106	5-28	2-32	7-60	L1	Rooks	18	Davis	11	Parish	20	Parish	10	14,890
68	3/28	H	L	San Antonio	107-114	5-29	2-32	7-61	L2	Legler	19	Davis	6	Robinson	31	Dr/Ls	7	17,336
69	3/31	H	L	Seattle	96-103	5-30	2-32	7-62	L3	Smith	26	Hodge	13	Cage	23	Cage	10	14,101
70	4/2	H	L	Golden State	93-134	5-31	2-32	7-63	L4	Jackson	18	Jackson	10	Owens	29	Bh/Bo	11	16,722
71	4/4	R	L	L.A. Clippers	115-119	5-31	2-33	7-64	L5	Smith	22	Rooks	9	Norman	26	Norman	7	12,021
72	4/6	R	W	Seattle	108-107	5-31	3-33	8-64	W1	Jackson	18	Davis	8	Pierce	20	Cage	9	13,503
73	4/8	R	L	Portland	107-126	5-31	3-34	8-65	L1	Cambridge	16	Davis	8	Robinson	21	Williams	9	12,888
74	4/10	R	L	Golden State	94-100	5-31	3-35	8-66	L2	Davis	22	Davis	19	Sprewell	26	Alexander	14	15,025
75	4/12	R	L	Utah	94-107	5-31	3-36	8-67	L3	Rooks	20	Davis	11	K. Malone	27	K. Malone	13	19,916
76	4/14	H	L	L.A. Lakers	99-112	5-32	3-36	8-68	L4	Jj/Rw	20	Rooks	18	Threatt	22	Divac	12	16,064
77	4/16	H	W	Denver	99-86	6-32	3-36	9-68	W1	Harper	20	Rooks	14	Mutombo	21	Mutombo	13	13,964
78	4/17	H	L	Sacramento (Ot)	107-108	6-33	3-36	9-69	L1	Harper	23	Td/Sr	11	Webb	24	Bonner	13	15,973
79	4/20	H	L	L.A. Clippers	98-107	6-34	3-36	9-70	L2	Jackson	21	Davis	19	Harper	22	Norman	10	12,760
80	4/21	R	L	Denver	112-137	6-34	3-37	9-71	L3	Jackson	29	Davis	10	Le/Cj	21	Mutombo	13	16,490
81	4/23	H	W	Minnesota	103-100	7-34	3-37	10-7										



1991-1992

TOP ROW L-R HEAD COACH RICHIE ADUBATO, ASSISTANT COACH BOB ZUFFELATO, ASSISTANT COACH GAR HEARD, DOUG SMITH, TERRY DAVIS, DONALD HODGE, HERB WILLIAMS, BRIAN QUINNETT, RANDY WHITE, SPECIAL ASSIGNMENT COACH CLIFFORD RAY, VICE PRESIDENT/BASKETBALL OPERATIONS RICK SUND, CHIEF OPERATING OFFICER/GM NORM SONJU

BOTTOM ROW L-R EQUIPMENT MANAGER DOUG BAKER, TRACY MOORE, BRIAN HOWARD, FAT LEVER, ROLANDO BLACKMAN, DEREK HARPER, BRAD DAVIS, RODNEY MCCRAY, MIKE IUZZOLINO, TRAINER DOUG ATKINSON

SEASON NOTEBOOK

Won 22, lost 60 (fifth, Midwest)...the Mavericks started three rookies (Mike Iuzzolino, Doug Smith and Donald Hodge) in each of the final 21 games...there were two games (April 8-9) when four rookies started, a franchise first...the Mavericks lost a club-record-tying 15 straight games from March 1 to 26 and a club-record 26 straight road games from Dec. 26 through April 9...Dallas was held under 90 points a club-record 19 times (was 14 in 1990-91) and failed to shoot at least .400 a club-record 19 times (was eight in 1989-90)...seven times the Mavericks committed fewer than 10 turnovers in a game, including a season-low 5 turnovers Nov. 12 vs. Houston – tying as the fewest turnovers by any team in the NBA in 1991-92...the Mavericks set club lows in scoring (97.6 ppg) and field goal shooting (43.9%).

	G-S	Min	Avg	Fg-Att	Pct	3Fg-Att	Pct	Fi-Att	Pct	Off	Def	Reb	Avg	Ast	Avg	Pf-D	Stl To	Blk	Pts	Avg	Hi	
Blackman	75-74	2527	33.7	535-1161	.461	65-169	.385	239-266	.898	78	161	239	3.2	204	2.7	134-0	50	153	22	1374	18.3	31
Harper	65-64	2252	34.6	448-1011	.443	58-186	.312	198-261	.759	49	121	170	2.6	373	5.7	150-0	101	154	17	1152	17.7	38
Williams	75-26	2040	27.2	367-851	.431	1-6	.167	124-171	.725	106	348	454	6.1	94	1.3	189-2	35	114	98	859	11.5	26
Lever	31-5	884	28.5	135-349	.387	17-52	.327	60-80	.750	56	105	161	5.2	107	3.5	73-0	46	36	12	347	11.2	32
T. Davis	68-67	2149	31.6	256-531	.482	0-5	.000	181-285	.635	228	444	672	9.9	57	0.8	202-1	26	117	29	693	10.2	20
Iuzzolino	52-21	1280	24.6	160-355	.451	59-136	.434	107-128	.836	27	71	98	1.9	194	3.7	79-0	33	92	1	486	9.3	23
McCray	75-48	2106	28.1	271-622	.436	25-85	.294	110-153	.719	149	319	46	6.2	219	2.9	180-2	48	115	30	677	9.0	24
Smith	76-32	1707	22.5	291-702	.415	0-11	.000	89-121	.736	129	262	391	5.1	129	1.7	259-5	62	97	34	671	8.8	26
Moore	42-2	782	18.6	130-325	.400	30-84	.357	65-78	.833	31	51	82	2.0	48	1.1	97-0	32	44	4	355	8.5	19
Hodge	51-27	1058	20.7	163-328	.497	0-0	-	100-150	.667	118	157	275	5.4	39	0.8	128-2	25	75	23	426	8.4	24
White	65-12	1021	15.7	145-382	.380	4-27	.148	124-162	.765	96	140	236	3.6	31	0.5	157-1	31	68	22	418	6.4	20
Donaldson	44-32	994	22.6	107-227	.471	0-0	-	59-84	.702	97	173	270	6.1	31	0.7	86-0	8	41	44	273	6.2	15
Howard	27-0	318	11.8	54-104	.519	1-2	.500	22-31	.710	17	34	51	1.9	14	0.5	55-2	11	15	8	131	4.9	14
Quinnett (Tot)	39-0	326	18.4	43-124	.347	13-41	.317	16-26	.615	16	35	51	1.3	12	0.3	32-0	16	16	8	115	2.9	14
Quinnett (Dal)	15-0	136	19.1	15-51	.294	3-15	.200	8-12	.667	7	20	27	1.8	5	0.3	11-0	9	8	2	41	2.7	8
B. Davis	33-0	429	13.0	38-86	.442	5-18	.278	11-15	.733	4	29	33	1.0	66	2.0	57-0	11	27	3	92	2.8	8
Garrick (Tot)*	40-5	549	13.7	59-143	.413	1-4	.250	18-26	.692	12	44	56	1.4	98	2.5	54-0	36	44	4	137	3.4	13
Garrick (Dal)*	1-0	63	10.5	4-17	.235	0-1	.000	2-2	1.000	2	4	6	1.0	17	2.8	7-0	8	4	0	10	1.7	4
Vianna*	6-0	9	19.0	1-2	.500	0-0	-	0-0	-	0	0	0	0.0	2	2.0	3-0	0	1	0	2	2.0	2
Mavericks	82	19755	-	3120-7104	.439	268-797	.336	1499-1999	.750	1194	2439	3633	44.3	1630	19.9	1867-15	536	1202	349	8007	97.6	141
Opponents	82	19755	-	3314-7051	.470	183-599	.306	1823-2368	.770	1157	2631	3788	46.2	1936	23.6	1735-19	723	1054	456	8634	105.3	143

**CONTENT****THE ORGANIZATION****PLAYERS****THE NBA****HISTORY****RECORDS****PLAYOFFS****MEDIA****REVIEW**

No	Date	H-R	W-L	Opponent	Score	Home Record	Road Record	Total Record	Sk	Dallas Hi Scorer	Pt	Dallas Hi Rebr	Rb	Dallas Hi Scorer	Pt	Opponent Hi Rebr	Rb	Attend
1	11/1	R	L	San Antonio	99-140	0-0	0-1	0-1	L1	Lever	17	Rm/Td	5	Robinson	30	Cummings	16	16,057
2	11/2	H	L	L.A. Lakers (Ot)	113-114	0-1	0-1	0-2	L2	Blackman	25	T. Davis	15	Worthy	24	Threatt	10	17,502
3	11/5	H	L	Cleveland	101-112	0-2	0-1	0-3	L3	Blackman	23	McCray	13	Nance	29	Daugherty	12	14,019
4	11/6	R	W	Minnesota	97-94	0-2	1-1	1-3	W1	Harper	26	T. Davis	14	West	14	Spencer	9	19,006
5	11/8	R	L	Chicago	92-108	0-2	1-2	1-4	L1	Harper	15	T. Davis	9	Jordan	26	Sp/Hg	10	18,120
6	11/9	R	L	Milwaukee	95-111	0-2	1-3	1-5	L2	Blackman	28	T. Davis	10	Humphries	24	Malone	11	15,175
7	11/12	H	L	Houston	92-98	0-3	1-3	1-6	L3	Blackman	30	Williams	13	Maxwell	28	Thorpe	11	14,658
8	11/14	H	W	L.A. Clippers	95-88	1-3	1-3	2-6	W1	Blackman	30	Td/Hw	12	Manning	27	Vaught	11	14,168
9	11/16	H	W	Phoenix	91-88	2-3	1-3	3-6	W2	Blackman	22	T. Davis	12	Hornacek	21	Lang	10	17,364
10	11/19	R	W	Denver	96-93	2-3	2-3	4-6	W3	Blackman	18	Td/FI	7	Williams	18	Mutombo	18	7,382
11	11/20	H	L	New York	89-92	2-4	2-3	4-7	L1	Blackman	25	T. Davis	9	Ewing	27	Pe/Co	13	15,608
12	11/23	H	W	Utah (Ot)	121-109	3-4	2-3	5-7	W1	Lever	32	Rm/Rb	9	K. Malone	33	K. Malone	13	17,333
13	11/27	H	W	Indiana	113-106	4-4	2-3	6-7	W2	McCray	20	Williams	9	M. Williams	27	Smits	10	14,713
14	11/29	H	L	New Jersey	91-97	4-5	2-3	6-8	L1	Harper	26	T. Davis	12	Petrovic	24	Morris	11	16,121
15	11/30	H	W	Minnesota	79-78	5-5	2-3	7-8	W1	Smith	17	Donaldson	15	Glass	23	Gg/Tb	7	16,155
16	12/3	H	L	Atlanta	99-103	5-6	2-3	7-9	L1	Harper	24	McCray	12	Williams	29	Willis	31	15,080
17	12/5	R	L	Golden State	107-117	5-6	2-4	7-10	L2	Harper	26	White	9	Cm/Th	27	Hill	8	15,025
18	12/7	R	L	Seattle	101-104	5-6	2-5	7-11	L3	Blackman	28	Davis	12	Pierce	27	Cage	14	12,313
19	12/8	R	L	L.A. Lakers	88-103	5-6	2-6	7-12	L4	Harper	20	T. Davis	7	Bs/Acg	16	Perkins	11	15,988
20	12/10	H	W	Miami	114-110	6-6	2-6	8-12	W1	Blackman	31	T. Davis	19	Burton	23	Seikaly	14	14,239
21	12/11	R	W	Charlotte	106-103	6-6	3-6	9-12	W2	Harper	35	Donaldson	16	Johnson	24	Gattison	18	23,698
22	12/13	R	L	Indiana	108-124	6-6	3-7	9-13	L1	Harper	18	T. Davis	9	Person	32	Smits	13	9,832
23	12/14	R	W	Cleveland	99-97	6-6	4-7	10-13	W1	Blackman	26	T. Davis	13	Daugherty	24	Daugherty	15	13,057
24	12/17	H	L	San Antonio	87-98	6-7	4-7	10-14	L1	Rb/Dh	21	Williams	11	Robinson	22	Dr/Wa	12	15,125
25	12/20	H	L	Washington	99-107	6-8	4-7	10-15	L2	Williams	22	McCray	14	Elison	31	Elison	16	14,491
26	12/21	H	W	Sacramento	109-85	7-8	4-7	11-15	W1	Harper	22	Td/Jd	11	Simmons	16	Tisdale	10	15,134
27	12/23	R	W	Houston	105-85	7-8	5-7	12-15	W2	Dh/Rb	27	Smith	10	Olajuwon	21	Thorpe	14	15,508
28	12/26	R	L	Portland	88-113	7-8	5-8	12-16	L1	McCray	15	Hw/FI	7	Drexler	20	Williams	12	12,888
29	12/28	R	L	Phoenix	103-121	7-8	5-9	12-17	L2	Blackman	22	Williams	12	Johnson	26	Lang	12	14,496
30	1/3	H	L	Detroit	96-106	7-9	5-9	12-18	L3	Harper	24	T. Davis	16	Thomas	20	Rodman	20	17,502
31	1/4	R	L	Utah	78-113	7-9	5-10	12-19	L4	Smith	16	Smith	7	K. Malone	26	Brown	14	19,911
32	1/7	H	L	L.A. Lakers	80-104	7-10	5-10	12-20	L5	Williams	19	McCray	10	Teagle	19	Perkins	13	17,083
33	1/9	R	L	Atlanta	108-124	7-10	5-11	12-21	L6	Harper	24	T. Davis	12	Wilkins	32	Willis	13	9,743
34	1/10	H	L	Seattle	82-94	7-11	5-11	12-22	L7	Harper	27	T. Davis	14	Johnson	19	Kemp	13	15,361
35	1/13	R	L	Detroit	81-84	7-11	5-12	12-23	L8	Blackman	15	T. Davis	21	Woolridge	15	Rodman	21	21,454
36	1/14	R	L	New Jersey	88-97	7-11	5-13	12-24	L9	Harper	28	T. Davis	16	Coleman	20	Sh/Cd	9	7,165
37	1/16	H	L	Denver	90-101	7-12	5-13	12-25	L10	Harper	24	T. Davis	13	Garland	25	Mutombo	14	15,506
38	1/18	H	L	Golden State	141-143	7-13	5-13	12-26	L11	Harper	38	T. Davis	11	Mullin	29	Cm/Bo/Th	8	17,502
39	1/22	H	W	Milwaukee	118-116	8-13	5-13	13-26	W1	Smith	26	Smith	9	Ellis	23	Malone	11	14,299
40	1/24	R	L	Orlando	103-121	8-13	5-14	13-27	L1	Harper	19	T. Davis	13	Anderson	32	Anderson	12	15,151
41	1/25	R	L	Miami	101-103	8-13	5-15	13-28	L2	Harper	24	Td/Jd	10	Rice	33	Ke/GI	9	15,008
42	1/29	H	L	San Antonio	93-108	8-14	5-15	13-29	L3	White	12	Anderson	12	White	21	Robinson	12	15,218
43	1/31	H	L	Chicago	92-107	8-15	5-15	13-30	L4	Blackman	20	T. Davis	12	Jordan	25	Jordan	10	17,502
44	2/1	H	L	Utah	90-104	8-16	5-15	13-31	L5	T. Davis	19	T. Davis	11	K. Malone	26	K. Malone	11	16,392
45	2/3	R	L	Sacramento	95-99	8-16	5-16	13-32	L6	Blackman	23	T. Davis	13	Richmond	22	Causwell	11	17,014
46	2/4	R	L	L.A. Clippers	80-97	8-16	5-17	13-33	L7	Williams	17	T. Davis	10	Norman	19	Harper	11	9,487
47	2/6	H	L	Portland	98-103	8-17	5-17	13-34	L8	Blackman	26	T. Davis	16	Drexler	32	Williams	15	15,707
48	2/12	H	W	Boston	108-100	9-17	5-17	14-34	W1	Dh/Hw	23	Harper	9	Lewis	24	Picniky	14	17,502
49	2/14	R	L	Denver	85-105	9-17	5-18	14-35	L1	Williams	20	Williams	10	R. Williams	25	Mutombo	19	12,223
50	2/15	H	W	Houston	103-99	10-17	5-18	15-35	W1	Blackman	31	Williams	10	Maxwell	22	Thorpe	13	17,247
51	2/18	H	L	Philadelphia	90-94	10-18	5-18	15-36	L1	T. Davis	17	T. Davis	14	Barkley	28	Barkley	15	15,676
52	2/19	R	L	Utah	98-118	10-18	5-19	15-37	L2	T. Davis	14	White	8	K. Malone	23	K. Malone	9	19,911
53	2/21	H	W	Minnesota	109-94	11-18	5-19	16-37	W1	Moore	19	T. Davis	14	Richardson	17	Mitchell	10	16,009
54	2/24	H	L	Golden State	131-138	11-19	5-19	16-38	L1	Iuzzolino	22	Td/Ds	8	Mullin	29	Hill	14	14,828
55	2/26	R	L	Minnesota	105-106	11-19	5-20	16-39	L2	Blackman	22	T. Davis	9	Glass	31	Campbell	8	18,173
56	2/28	H	W	Phoenix	115-107	12-19	5-20	17-39	W1	Harper	20	Smith	11	Majerle	20	West	9	17,148
57	3/1	R	L	Boston	91-101	12-19	5-21	17-40	L1	Hodge	19	Hodge	11	Bird	26	Bird	13	14,890
58	3/3	R	L	New York	83-102	12-19	5-22	17-41	L2	Blackman	16	Td/Dh	9	Js/Xm	18	McDaniel	11	16,083
59	3/5	R	L	Washington	109-119	12-19	5-23	17-42	L3	Harper	30	Td/Hw	9	Eckles	23	Elison	10	6,165
60	3/6	R	L	Philadelphia	86-88	12-19	5-24	17-43	L4	Blackman	22	T. Davis	13	Barkley	24	Barkley	15	16,812
61	3/8	H	L	San Antonio	81-93	12-20	5-24	17-44	L5	Hodge	19	T. Davis	14	Robinson	18	Robinson	13	16,335
62	3/10	R	L	Houston	93-116	12-20	5-25	17-45	L6	Williams	16	Hodge	10	Maxwell	19	Olajuwon	11	14,002
63	3/11	H	L	Charlotte	105-120	12-21	5-25	17-46	L7	Iuzzolino	23	Ds/Hw	6	Gill	26	Johnson	18	15,727
64	3/13	R	L	L.A. Clippers	97-105	12-21	5-26	17-47	L8	Iuzzolino	21	T. Davis	18	Harper	23	Harper	12	11,955
65	3/15	R	L	Seattle	100-109	12-21	5-27	17-48	L9	Blackman	25	T. Davis	10	Pierce	23	Kemp	15	12,163
66	3/17	R	L	Phoenix	81-92	12-21	5-28	17-49	L10	T. Davis	16	T. Davis	15	Johnson	18	West	10	14,496
67	3/18	H	L	L.A. Clippers	86-117	12-22	5-28	17-50	L11	Iuzzolino	22	T. Davis	11	Manning	23	Cs/Lv	6	15,363
68	3/20	H	L	Sacramento	96-125	12-23	5-28	17-51	L12	Rb/Mi	20	McCray	11	Richmond	21	Simmons	13	16,118
69	3/22	H	L	Seattle	105-113	12-24	5-28	17-52	L13	Blackman	30	Rm/Hodge	9	Johnson	31	Kemp	17	14,345
70	3/24	R	L	Portland	83-109	12-24	5-29	17-53	L14	Smith	15	Smith	10	Porter	19	Jk/Bw	9	12,888
71	3/26	R	L	L.A. Lakers	92-115	12-24	5-30	17-54	L15	Iuzzolino	19	Dh/Hw	6	Teagle	28	Divac	11	17,324
72	3/29	H	W	Denver	105-98	13-24	5-30	18-54	W1	Blackman	22	Smith	14	Ml/Mm	19	Anderson	12	16,203
73	4/1	H	W	Orlando	102-89	14-24	5-30	19-54	W2	Iuzzolino	20	McCray	15	Anderson	25	Kite	9	15,140
74	4/3	H	L	Minnesota	95-104	14-25	5-30	19-55	L1	Williams	26	Rm/Ds	7	Richardson	22	Tb/Fs	9	15,795
75	4/5	R	L	Sacramento	89-103	14-25	5-31	19-56	L2	Hodge	24	Hodge	14	Simmons	23	Simmons	19	17,014
76	4/8	R	L	Golden State	91-110	14-25	5-32	19-57	L3	Ml/Hw	14	McCray	15	Mullin	29	Hill	12	15,025
77	4/9	R	L	Utah	90-113	14-25	5-33	19-58	L4	Williams	20	White	9	K. Malone	28	K. Malone	12	19,911
78	4/11	R	W	Houston	99-92	14-25	6-33	20-58	W1	Blackman	30	McCray	13	Floyd	22	Ot/Ho	13	14,501
79	4/14	R	L	San Antonio	108-120	14-25	6-34	20-59	L1	Blackman	20	McCray	14	Elliott	26	Cummings	12	16,057
80	4/15	H	L	Portland	94-100	14-26	6-34	20-60	L2	Blackman	18	Rm/Hodge	11	Williams	20			



1990-1991

TOP ROW L-R HEAD COACH RICHELLE ADUBATO, ASSISTANT COACH BOB ZUFFELATO, ASSISTANT COACH GAR HEARD, ROY TARPLEY, JOHN SHASKY, JAMES DONALDSON, JIM GRANDHOLM, HERB WILLIAMS, RANDY WHITE, SPECIAL ASSIGNMENT COACH CLIFFORD RAY, VICE PRESIDENT/BASKETBALL OPERATIONS RICK SUND, CHIEF OPERATING OFFICER/GM NORM SONJU

BOTTOM ROW L-R EQUIPMENT MANAGER KERRY LEATH, KELVIN UPSHAW, ALEX ENGLISH, ROLANDO BLACKMAN, FAT LEVER, DEREK HARPER, BRAD DAVIS, RODNEY MCCRAY, STEVE ALFORD, TRAINER DOUG ATKINSON

SEASON NOTEBOOK

Won 28, lost 54 (sixth, Midwest)...the Mavericks had averaged over 48 wins the previous four seasons...Dallas, which got off to a 4-1 start before losing Roy Tarpley and Fat Lever for the season due to right knee injuries, dropped 53 of its final 77 games, including 13 of the final 16 games...39 times Dallas was without the services of three or more players, including five games in which four or more players were sidelined...Dallas came back seven times from deficits of 12+ points to win, including twice from 16 points down...the Mavericks were 15-16 in games decided by six points or less, including 9-6 in games decided by three points or less...the Mavericks were 21-21 when scoring 100+ points and 7-33 when held under 100 points.

	G-S	Min	Avg	Fg-Att	Pct	3fg-Att	Pct	Ft-Att	Pct	Off	Def	Reb	Avg	Ast	Avg	Pf-D	Stl	To	Blk	Pts	Avg	Hi
Tarpley	5-5	171	34.2	43-79	.544	0-1	.000	16-18	.889	16	39	55	11.0	12	2.4	20-0	6	13	9	102	20.4	29
Blackman	80-80	2965	37.1	634-1316	.482	40-114	.351	282-326	.865	63	193	256	3.2	301	3.8	153-0	69	159	19	1590	19.9	37
Harper	77-77	2879	37.4	572-1226	.467	89-246	.362	286-391	.731	59	174	233	3.0	548	7.1	222-1	147	177	14	1519	19.7	34
Williams	60-36	1832	30.5	332-655	.507	0-4	.000	83-130	.638	86	271	357	6.0	95	1.6	197-3	30	113	88	747	12.5	31
McCray	74-68	2561	34.6	336-679	.495	13-39	.333	159-198	.803	153	407	560	7.6	259	3.5	203-3	70	129	51	844	11.4	23
Donaldson	82-82	2800	34.1	327-615	.532	0-0	—	165-229	.721	201	526	727	8.9	69	0.8	181-0	34	146	93	819	10.0	25
English	79-26	1748	22.1	322-734	.439	0-1	.000	119-140	.850	108	146	254	3.2	105	1.3	141-0	40	101	25	763	9.7	27
White	79-29	1901	24.1	265-665	.398	6-37	.162	159-225	.707	173	331	504	6.4	63	0.8	308-6	81	131	44	695	8.8	24
Lever	4-0	86	21.5	9-23	.391	0-3	.000	11-14	.786	3	12	15	3.8	12	3.0	5-0	6	10	3	29	7.3	13
Upshaw	48-1	514	10.7	104-231	.450	7-29	.241	55-64	.859	20	35	55	1.1	86	1.8	77-0	28	39	5	270	5.6	19
Davis	80-6	1426	17.8	159-373	.426	22-85	.259	91-118	.771	13	105	118	1.5	230	2.9	212-1	45	77	17	431	5.4	15
Alford	34-0	236	6.9	59-117	.504	7-23	.304	26-31	.839	10	14	24	0.7	22	0.6	11-0	8	16	1	151	4.4	15
Grandholm	26-0	168	6.5	30-58	.517	9-17	.529	10-21	.476	20	30	50	1.9	8	0.3	33-0	2	11	8	79	3.0	10
Shasky	57-0	510	8.9	51-116	.440	0-0	—	48-79	.606	58	76	134	2.4	11	0.2	75-0	14	27	20	150	2.6	13
Wright*	3-0	8	2.7	2-3	.667	0-1	.000	2-2	1.000	1	2	2	0.7	0	0.0	2-0	1	0	0	6	2.0	4
Mavericks	82	19805	-	3245-6890	.471	193-600	.322	1512-1986	.761	984	2360	3344	40.8	1821	22.2	1840-14	581	1186	397	8195	99.9	140
Opponents	82	19805	-	3346-6945	.482	178-583	.305	1700-2296	.740	1116	2489	3605	44.0	2025	24.7	1778-10	650	1147	400	8570	104.5	135

**CONTENT****THE ORGANIZATION****PLAYERS****THE NBA****HISTORY****RECORDS****PLAYOFFS****MEDIA****REVIEW**

No	Date	H-R	W-L	Score Opponent	Home			Road			Total			Dallas			Dallas			Dallas			Opponent		
					Dal-Opp	Record	Sk	Record	Sk	Record	Sk	Hi Scorer	Pt	Hi Rebr	Rb	Hi Scorer	Pt	Hi Rebr	Rb	Attend					
1	11/2	R	L	Minnesota	85-98	0-0	0-1	0-1	L1	Blackman	21	Tarpley	15	Campbell	24	Corbin	9	19,006							
2	11/3	H	W	Denver	140-110	1-0	0-1	1-1	W1	Tarpley	25	Tarpley	13	Woolridge	21	Rasmussen	11	17,007							
3	11/6	R	W	New York	96-91	1-0	1-1	2-1	W2	Tarpley	29	Tarpley	10	Ewing	26	Oakley	18	14,056							
4	11/7	R	W	Philadelphia	104-101	1-0	2-1	3-1	W3	Tarpley	26	Tarpley	11	Hawkins	25	Gminski	9	10,525							
5	11/9	H	W	Orlando	111-99	2-0	2-1	4-1	W4	Blackman	34	McCray	10	Anderson	29	Kite	10	16,760							
6	11/13	R	L	Orlando	103-109	2-0	2-2	4-2	L1	Blackman	36	Williams	7	Catledge	30	Smith	8	14,588							
7	11/14	R	L	Miami	93-105	2-0	2-3	4-3	L2	Harper	30	Hw/Rm	8	Seikaly	30	Seikaly	21	15,008							
8	11/16	H	W	L.A. Lakers	99-86	3-0	2-3	5-3	W1	Harper	19	Donaldson	14	Scott	23	Johnson	8	17,007							
9	11/20	H	L	Minnesota (Ot)	91-92	3-1	2-3	5-4	L1	Blackman	32	Jd/Rw	9	Campbell	28	Corbin	16	15,975							
10	11/23	H	L	San Antonio	104-107	3-2	2-3	5-5	L2	Blackman	30	Rw/Jd	7	Robinson	32	Robinson	13	17,007							
11	11/24	H	L	Utah	74-85	3-3	2-3	5-6	L3	Blackman	21	Hw/Jd	10	K. Malone	27	Km/Me	9	17,007							
12	11/28	H	W	L.A. Clippers	107-88	4-3	2-3	6-6	W1	Blackman	30	Donaldson	9	Smith	24	Smith	9	15,790							
13	12/1	R	L	San Antonio	97-109	4-3	2-4	6-7	L1	Harper	18	Js/Rm	7	Robinson	23	Cummings	13	15,908							
14	12/4	R	L	Sacramento	83-103	4-3	2-5	6-8	L2	Harper	20	Donaldson	13	Carr	31	Tisdale	8	17,014							
15	12/5	R	L	L.A. Clippers	89-93	4-3	2-6	6-9	L3	English	18	Rw/Jd	15	Smith	24	Benjamin	17	10,636							
16	12/7	H	L	Boston	104-112	4-4	2-6	6-10	L4	Blackman	35	McCray	13	Parish	26	Parish	14	17,007							
17	12/8	H	L	Houston	107-113	4-5	2-6	6-11	L5	Rb/Dh	30	McCray	8	Thorpe	28	Thorpe	16	17,007							
18	12/12	R	W	L.A. Lakers (Ot)	112-97	4-5	3-6	7-11	W1	Rb/Dh	22	Donaldson	15	Worthy	28	Perkins	11	16,086							
19	12/14	R	L	Portland	104-106	4-5	3-7	7-12	L1	Blackman	26	White	11	Drexler	29	Williams	12	12,884							
20	12/15	R	L	Seattle	105-106	4-5	3-8	7-13	L2	Blackman	28	McCray	9	Kemp	22	Cage	8	10,009							
21	12/18	H	L	Phoenix	95-114	4-6	3-8	7-14	L3	McCray	19	White	13	Majerle	24	McDaniel	11	17,007							
22	12/21	H	W	Milwaukee	103-89	5-6	3-8	8-14	W1	Blackman	27	Donaldson	11	Pierce	20	Robertson	9	17,007							
23	12/22	R	W	Denver	119-110	5-6	4-8	9-14	W2	Blackman	31	McCray	13	Adams	27	Rasmussen	13	8,595							
24	12/26	R	L	Phoenix	88-115	5-6	4-9	9-15	L1	Harper	19	White	8	Chambers	24	Chambers	12	14,487							
25	12/27	R	L	Utah	102-110	5-6	4-10	9-16	L2	Harper	32	McCray	9	K. Malone	35	Km/Tb	11	12,616							
26	12/29	H	W	Sacramento	90-79	6-6	4-10	10-16	W1	Harper	26	Donaldson	14	Carr	17	Carr	9	17,007							
27	1/2	R	L	Minnesota	95-115	6-6	4-11	10-17	L1	Harper	29	McCray	10	Campbell	32	Spencer	16	19,006							
28	1/3	R	L	Milwaukee	87-97	6-6	4-12	10-18	L2	Harper	21	McCray	9	Pierce	28	Robertson	9	15,671							
29	1/6	R	L	Boston	110-127	6-6	4-13	10-19	L3	Blackman	27	Ae/Rm	7	Gamble	23	Parish	9	14,890							
30	1/7	R	W	New Jersey (Ot)	88-87	6-6	5-13	11-19	W1	English	27	English	12	Bowie	27	Bowie	14	9,055							
31	1/9	H	W	Portland	109-99	7-6	5-13	12-19	W2	Rb/Ae	24	Donaldson	15	Drexler	22	Williams	15	17,007							
32	1/11	H	L	Utah	99-110	7-7	5-13	12-20	L1	Harper	33	McCray	13	K. Malone	38	K. Malone	16	17,007							
33	1/12	H	L	Orlando	103-127	7-8	5-13	12-21	L2	Blackman	29	Rm/Jd	7	Sv/Na	24	Catledge	9	17,007							
34	1/14	H	L	Detroit	81-89	7-9	5-13	12-22	L3	Harper	21	White	14	Johnson	19	Rodman	15	17,007							
35	1/16	R	L	San Antonio	94-100	7-9	5-14	12-23	L4	Harper	27	Jd/Rm	10	Robinson	30	Cummings	11	15,908							
36	1/18	H	L	L.A. Clippers (Ot)	112-119	7-10	5-14	12-24	L5	Rb/Jd	25	Donaldson	18	Benjamin	27	Benjamin	11	16,718							
37	1/19	H	W	Charlotte	110-95	8-10	5-14	13-24	W1	English	23	Donaldson	14	Newman	40	Gminski	12	16,425							
38	1/23	H	L	Cleveland	85-99	8-11	5-14	13-25	L1	McCray	16	Rm/Rw	10	Ln/Bd	21	Daugherty	12	16,210							
39	1/25	R	L	Detroit	82-84	8-11	5-15	13-26	L2	Blackman	23	White	13	Johnson	21	Rodman	17	21,454							
40	1/26	R	W	Washington	99-96	8-11	6-15	14-26	W1	English	22	Donaldson	17	King	27	Jones	11	11,013							
41	1/29	H	W	Seattle	117-112	9-11	6-15	15-26	W2	White	24	McCray	10	Mickey	24	Polynice	6	15,820							
42	2/1	H	L	Chicago	90-101	9-12	6-15	15-27	L1	Blackman	24	Donaldson	10	Jordan	31	Pippen	14	17,007							
43	2/5	H	W	Indiana	114-109	10-12	6-15	16-27	W1	Harper	24	White	12	Miller	26	Dreiling	7	16,351							
44	2/7	H	W	Golden State	102-101	11-12	6-15	17-27	W2	Harper	20	Donaldson	15	Richmond	34	Lister	7	16,101							
45	2/12	R	L	Charlotte	92-100	11-12	6-16	17-28	L1	Blackman	22	McCray	12	Newman	21	Gminski	14	23,901							
46	2/13	R	L	Cleveland	93-95	11-12	6-17	17-29	L2	Blackman	28	Donaldson	12	Daugherty	23	Daugherty	13	11,522							
47	2/15	H	W	Washington	121-96	12-12	6-17	18-29	W1	Blackman	28	Donaldson	16	King	14	Ellison	10	17,007							
48	2/16	H	W	San Antonio	96-94	13-12	6-17	19-29	W2	Blackman	37	White	15	Robinson	34	Robinson	19	17,007							
49	2/18	R	W	Golden State	107-101	13-12	7-17	20-29	W3	Dh/Ae	24	Williams	7	Mullin	33	Hardaway	7	15,025							
50	2/19	R	L	Portland	100-107	13-12	7-18	20-30	L1	Harper	32	McCray	11	Porter	23	Bw/Cr	10	12,884							
51	2/21	H	L	L.A. Lakers	92-106	13-13	7-18	20-31	L2	Harper	24	McCray	12	Johnson	21	Johnson	10	17,007							
52	2/23	R	L	Atlanta	107-122	13-13	7-19	20-32	L3	English	19	Donaldson	9	Wilkins	31	Wilkins	14	12,376							
53	2/26	R	L	Minnesota	94-100	13-13	7-20	20-33	L4	Harper	25	Williams	8	Corbin	31	Corbin	11	19,006							
54	2/27	R	W	Indiana	108-104	13-13	8-20	21-33	W1	Ae/Rb	21	White	10	Person	24	Schrempf	8	8,749							
55	3/1	R	L	Chicago	86-109	13-13	8-21	21-34	L1	Blackman	19	Williams	10	Jordan	29	Jordan	11	18,676							
56	3/2	H	L	Miami	103-109	13-14	8-21	21-35	L2	Blackman	19	Williams	9	Douglas	25	Long	10	17,007							
57	3/4	H	W	New Jersey	102-100	14-14	8-21	22-35	W1	Dh/Rb	21	Donaldson	15	Coleman	24	Coleman	15	17,770							
58	3/6	H	L	Philadelphia	92-97	14-15	8-21	22-36	L1	Williams	22	McCray	10	Barkley	33	Mahom	12	17,007							
59	3/7	R	L	Houston	90-122	14-15	8-22	22-37	L2	McCray	18	Shasky	8	Thorpe	24	Ao/LS	8	14,012							
60	3/10	R	L	Denver	110-124	14-15	8-23	22-38	L3	Williams	25	McCray	13	Ow/Ma	31	Williams	9	11,520							
61	3/13	H	W	Seattle	98-96	15-15	8-23	23-38	W1	Harper	18	White	8	Kemp	24	Kemp	13	15,813							
62	3/15	H	L	Atlanta	117-127	15-16	8-23	23-39	L1	Williams	27	Williams	12	Battle	28	Malone	14	17,007							
63	3/16	H	L	Golden State	105-117	15-17	8-23	23-40	L2	Williams	20	White	11	Richmond	36	Mullin	10	17,007							
64	3/18	H	W	Sacramento	104-86	16-17	8-23	24-40	W1	Blackman	31	McCray	18	Simmons	19	Simmons	10	15,827							
65	3/20	H	L	Phoenix	96-110	16-18	8-23	24-41	L1	Williams	30	Donaldson	11	McDaniel	24	West	10	17,007							
66	3/22	H	W	New York (Ot)	104-102	17-18	8-23	25-41	W1	Harper	27	Donaldson	12	Ewing	29	Oakley	18	17,004							
67	3/23	R	L	Orlando	93-105	17-18	8-24	25-42	L1	English	19	Donaldson	8	Reynolds	26	Anderson	10	15,077							
68	3/27	H	L	Orlando	85-97	17-19	8-24	25-43	L2	Blackman	20	Donaldson	10	Reynolds	20	Kite	16	16,473							
69	3/29	R	L	L.A. Clippers	96-105	17-19	8-25	25-44	L3	Blackman	24	Williams	9	Smith	22	Dm/Op	8	12,320							
70	3/30	R	L	Seattle	102-115	17-19	8-26	25-45	L4	Williams	31	Donaldson	10	Kemp	23	Benjamin	7	11,756							
71	4/2	H	W	Denver	133-126	18-19	8-26	26-45	W1	Harper	24	Donaldson	12	Adams	37	Anderson	11	16,105							
72	4/3	R	L	Houston	86-102	18-19	8-27	26-46	L1	Blackman	20	Donaldson	8	Maxwell	27	Olajuwon	22	16,611							
73	4/5	H	L	Utah	87-93	18-20	8-27	26-47	L2	Williams	19	Donaldson	15	K. Malone	31	K. Malone	19	16,777							
74	4/7	H	L	Portland	92-110	18-21	8-27	26-48	L3	Williams	19	Donaldson	12	Robinson	22	Williams	11	16,620							
75	4/9	R	L	Sacramento	104-113	18-21	8-28	26-49	L4	Blackman	26	Donaldson	14	Simmons	35	Causwell	12	17,014							
76	4/10	R	L	Utah	91-97	18-21	8-29	26-50	L5	Harper	34	Donaldson	12	K. Malone	26	Eaton	9	12,616							
77	4/12	R	L	Phoenix	91-103	18-21	8-30	26-51	L6	Harper	24	Williams	8	Homacek	28	Rambis	12	14,487							
78	4/13	R	L	Golden State	114-132	18-21	8-31	26-52	L7	Harper	20	White	10	Marciulionis	19	Tolbert	10	15,025							
79	4/15	R	L	L.A. Lakers	106-112	18-21	8-32	26-53	L8	Harper	29	Williams	11	Worthy	23	Johnson	9	17,505							



1989-1990

TOP ROW L-R HEAD COACH RICHIE ADUBATO, ASSISTANT COACH GAR HEARD, BOB MCCANN, ADRIAN DANTLEY, HERB WILLIAMS, ROY TARPLEY, JAMES DONALDSON, BILL WENNINGTON, SAM PERKINS, SPECIAL ASSIGNMENT COACH CLIFFORD RAY, VICE PRESIDENT/BASKETBALL OPERATIONS RICK SUND, CHIEF OPERATING OFFICER/GM NORM SONJU
BOTTOM ROW L-R ASSISTANT TRAINER/EQUIPMENT MANAGER KYLE LEATH, DEREK HARPER, ANTHONY JONES, STEVE ALFORD, RANDY WHITE, ROLANDO BLACKMAN, BRAD DAVIS, TRAINER DOUG ATKINSON

SEASON NOTEBOOK

Won 47, lost 35 (third, Midwest)...after missing the playoffs the previous season for the first time since 1982-83, the Mavericks returned to postseason action...Dallas was swept, 3-0, in the first-round by the eventual Western Conference Champion Portland Trail Blazers...on Nov. 29, Richie Adubato replaced John MacLeod as head coach (Dallas was 5-6 under MacLeod) and guided Dallas to a 42-29 (.592) record the rest of the way...the Mavericks won 19 of their final 22 at home and broke even (10-10) in their final 20 road games...Dallas held a club-record 35 opponents under 100 points and a club-record 12 opponents under 90 points...Dallas was 12-27 when held under 100 points, but 35-8 when scoring 100+ points...Dallas won a club-record 15 games when trailing after three periods.

	G-S	Min	Avg	Fg-Att	Pct	3Fg-Att	Pct	Ft-Att	Pct	Off	Def	Reb	Avg	Ast	Avg	Pf-D	Stl	To	Blk	Pts	Avg	Hi
Blackman	80-80	2934	36.7	626-1256	.498	13-43	.302	287-340	.844	88	192	280	3.5	289	3.6	128-0	77	174	21	1552	19.4	35
Harper	82-82	3007	36.7	567-1161	.488	89-240	.371	250-315	.794	54	190	244	3.0	609	7.4	224-1	187	207	26	1473	18.0	42
Tarpley	45-35	1648	36.6	314-696	.451	0-6	.000	130-172	.756	189	400	589	13.1	67	1.5	160-0	79	117	70	758	16.8	27
Perkins	76-70	2668	35.1	435-883	.493	6-28	.214	330-424	.778	209	363	572	7.5	175	2.3	225-4	88	148	64	1206	15.9	45
Dantley	45-45	1300	28.9	231-484	.477	0-2	.000	200-254	.787	78	94	172	3.8	80	1.8	99-0	20	75	7	662	14.7	30
Donaldson	73-73	2265	31.0	258-479	.539	0-0	—	149-213	.700	155	475	630	8.6	57	0.8	129-0	22	119	47	665	9.1	21
Williams	81-19	2199	27.1	295-665	.444	2-9	.222	108-159	.679	76	315	391	4.8	119	1.5	243-4	51	106	106	700	8.6	21
Davis	73-2	1292	17.7	179-365	.490	35-104	.337	77-100	.770	12	81	93	1.3	242	3.3	151-2	47	86	9	470	6.4	25
Wennington	60-2	814	13.6	105-234	.449	0-4	.000	60-75	.800	64	134	198	3.3	41	0.7	144-2	20	50	21	270	4.5	14
White	55-2	707	12.9	93-252	.369	1-14	.071	50-89	.562	78	95	173	3.1	21	0.4	124-0	24	47	6	237	4.3	18
Alford	41-0	302	7.4	63-138	.457	7-22	.318	35-37	.946	2	23	25	0.6	39	1.0	22-0	15	16	3	168	4.1	16
Jones	66-0	650	9.8	72-194	.371	4-13	.308	47-69	.681	33	49	82	1.2	29	0.4	77-0	32	42	16	195	3.0	13
McCann	10-0	62	6.2	7-21	.333	0-0	—	12-14	.857	4	8	12	1.2	6	0.6	7-0	2	6	2	26	2.6	8
Upshaw*	3-0	4	1.3	1-3	.333	0-1	.000	0-0	—	0	0	0	0.0	0	0.0	0-0	0	0	0	2	0.7	2
Wade*	1-0	3	3.0	0-0	—	0-0	—	0-0	—	0	0	0	0.0	2	2.0	0-0	0	0	0	0	0.0	0
Mavericks	82	19855	-	3246-6831	.475	157-486	.323	1735-2261	.767	1042	2419	3461	42.2	1776	21.7	1733-13	664	1228	398	8384	102.2	140
Opponents	82	19855	-	3288-7013	.469	175-587	.298	1627-2161	.753	1142	2398	3540	43.2	1961	23.9	1832-17	649	1236	388	8378	102.2	144

**CONTENT****THE ORGANIZATION****PLAYERS****THE NBA****HISTORY****RECORDS****PLAYOFFS****MEDIA****REVIEW**

No	Date	H-R	W-L	Opponent	Score			Total Record	Sk	Dallas		Pt	Opponent		Pt	Attend	
					Dal-Opp	Home Record	Road Record			Hi Scorer	Hi Rebr		Rb	Hi Scorer			
1	11/3	H	L	L.A. Lakers	98-102	0-1	0-0	0-1	L1	Tarpley	23	23	Tarpley	17	Worthy	22	17,007
2	11/7	R	L	Sacramento	94-96	0-1	0-1	0-2	L2	Blackman	22	22	Tarpley	22	McCray	20	17,014
3	11/8	R	W	L.A. Clippers	123-99	0-1	1-1	1-2	W1	Tarpley	20	20	Rt/Jd	12	Norman	27	7,021
4	11/10	H	L	Portland	91-99	0-2	1-1	1-3	L1	Blackman	27	27	Tarpley	16	Duckworth	24	17,007
5	11/12	R	L	L.A. Lakers	98-107	0-2	1-2	1-4	L2	Dantley	18	18	Tarpley	14	Jw/Ej	22	17,505
6	11/14	R	W	Seattle (Ot)	113-109	0-2	2-2	2-4	W1	Ad/Rt	26	26	Tarpley	20	McDaniel	31	9,880
7	11/17	H	W	L.A. Clippers	122-105	1-2	2-2	3-4	W2	Hw/Rb	19	19	Perkins	12	Norman	25	16,983
8	11/18	H	W	Miami	100-99	2-2	2-2	4-4	W3	Harper	24	24	Perkins	14	Sundvold	15	17,007
9	11/21	R	L	Denver	95-111	2-2	2-3	4-5	L1	Blackman	21	21	Sp/Jd	9	English	18	8,570
10	11/24	H	W	Minnesota	99-89	3-2	2-3	5-5	W1	Blackman	23	23	Bw/Rw	8	Campbell	24	17,007
11	11/25	H	L	Seattle	70-117	3-3	2-3	5-6	L1	Blackman	22	22	Donaldson	9	McDaniel	22	17,007
12	11/29	H	W	Charlotte	102-83	4-3	2-3	6-6	W1	Blackman	22	22	Williams	13	Tripucca	19	15,780
13	11/30	R	L	San Antonio	89-93	4-3	2-4	6-7	L1	Rb/Dh	20	20	Ad/Sp	8	Cummings	20	12,110
14	12/2	R	W	Houston	106-103	4-3	3-4	7-7	W1	Harper	27	27	Williams	12	Olajuwon	33	15,997
15	12/5	H	W	Golden State	107-88	5-3	3-4	8-7	W2	Harper	27	27	Donaldson	16	Mullin	27	16,457
16	12/7	R	L	Utah	97-107	5-3	3-5	8-8	L1	Harper	24	24	Donaldson	8	Malone	31	12,616
17	12/8	H	L	San Antonio	93-99	5-4	3-5	8-9	L2	Williams	21	21	Perkins	14	Robinson	29	17,007
18	12/12	R	L	Chicago	97-105	5-4	3-6	8-10	L3	Blackman	16	16	White	8	Jordan	41	17,611
19	12/13	R	W	Minnesota	90-87	5-4	4-6	9-10	W1	Dantley	21	21	Perkins	10	Tc/Bl	19	20,187
20	12/15	R	W	Philadelphia	95-88	5-4	5-6	10-10	W2	Blackman	28	28	Perkins	9	Gminski	26	12,911
21	12/16	R	L	Washington	108-112	5-4	5-7	10-11	L1	Dantley	22	22	Donaldson	8	King	31	7,310
22	12/19	R	L	Charlotte	97-102	5-4	5-8	10-12	L2	Perkins	24	24	Sp/Hw	11	Chapman	27	23,901
23	12/20	R	W	New Jersey	84-78	5-4	6-8	11-12	W1	Sp/Rb	19	19	Perkins	11	Hopson	17	7,010
24	12/22	H	W	L.A. Clippers	101-92	6-4	6-6	12-12	W2	Blackman	31	31	Perkins	14	Harper	23	16,911
25	12/23	H	W	Sacramento	102-95	7-4	6-8	13-12	W3	Blackman	27	27	Donaldson	18	Ainge	23	16,127
26	12/27	H	W	Atlanta	114-101	8-4	6-8	14-12	W4	Harper	25	25	Donaldson	14	Wilkins	16	17,007
27	12/29	H	L	Portland (3Ot)	140-144	8-5	6-8	14-13	L1	Harper	42	42	Donaldson	27	Drexler	32	17,007
28	12/30	H	W	Denver (Ot)	116-109	9-5	6-8	15-13	W1	Blackman	29	29	Donaldson	16	Lever	26	17,007
29	1/2	H	W	Indiana	110-106	10-5	6-8	16-13	W2	Blackman	29	29	Donaldson	15	Miller	36	16,173
30	1/4	R	L	Phoenix	102-119	10-5	6-9	16-14	L1	Blackman	23	23	Donaldson	11	Chambers	35	14,487
31	1/5	H	L	Philadelphia	79-104	10-6	6-9	16-15	L2	Perkins	19	19	Donaldson	10	Dawkins	21	17,007
32	1/8	H	W	Seattle	110-96	11-5	6-9	17-15	W1	Perkins	21	21	Sp/Dh	11	McDaniel	19	16,561
33	1/10	R	L	Golden State	119-123	11-6	6-10	17-16	L1	Blackman	30	30	Perkins	8	Teagle	28	15,025
34	1/11	R	L	Seattle	87-98	11-6	6-11	17-17	L2	Blackman	30	30	Donaldson	19	Ellis	29	9,397
35	1/13	H	L	Utah	99-109	11-7	6-11	17-18	L3	Dantley	30	30	Bw/Jd	9	Malone	42	17,007
36	1/15	R	L	Denver	90-101	11-7	6-12	17-19	L4	Harper	26	26	Rw/Jd	10	English	29	9,256
37	1/17	H	L	Phoenix	83-108	11-8	6-12	17-20	L5	Jd/Rb	17	17	Donaldson	11	Chambers	26	17,007
38	1/19	H	W	New York	117-103	12-8	6-12	18-20	W1	Dh/Bd	25	25	Donaldson	11	Ewing	38	17,007
39	1/20	H	W	Cleveland (Ot)	105-96	12-8	6-12	19-20	W2	Harper	28	28	Donaldson	13	J. Williams	23	17,007
40	1/23	H	W	Washington	129-105	14-8	6-12	20-20	W3	Dantley	24	24	Jd/Bw	10	Malone	18	16,203
41	1/26	H	W	Sacramento	106-93	15-8	6-12	21-20	W4	Perkins	19	19	Donaldson	11	McCray	22	17,007
42	1/27	R	W	Houston	99-92	15-8	7-12	22-20	W5	Harper	21	21	Donaldson	13	Olajuwon	32	16,611
43	1/29	H	W	New Jersey	106-98	16-8	7-12	23-20	W6	Tarpley	23	23	Donaldson	11	Bowie	13	16,151
44	1/31	H	W	Houston	98-91	17-8	7-12	24-20	W7	Harper	21	21	Tarpley	12	Thorpe	29	17,007
45	2/2	R	L	Utah	92-105	17-8	7-13	24-21	L1	Blackman	23	23	Rt/Sp	9	Malone	30	12,616
46	2/3	R	L	Portland	100-131	17-8	7-14	24-22	L2	Perkins	24	24	Tarpley	16	Williams	24	12,884
47	2/6	R	W	Sacramento	100-90	17-8	8-14	25-22	W1	Dh/Rb	20	20	Sp/Rt	11	Tisdale	18	17,014
48	2/8	H	W	Minnesota	90-77	18-8	8-14	26-22	W2	Blackman	21	21	Tarpley	10	Tc/Tm	17	17,007
49	2/13	H	W	San Antonio	103-96	19-8	8-14	27-22	W3	Harper	22	22	Tarpley	17	Cummings	22	17,007
50	2/17	H	W	Orlando	135-108	20-8	8-14	28-22	W4	Tarpley	18	18	Rt/Jd/Rw	8	Cattedge	22	17,007
51	2/18	R	W	Cleveland	96-87	20-8	9-14	29-22	W5	Perkins	24	24	Donaldson	12	Nance	20	16,369
52	2/22	R	L	Milwaukee	97-109	20-8	9-15	29-23	L1	Tarpley	26	26	Tarpley	17	Pierce	33	15,136
53	2/23	R	W	Indiana	102-91	20-8	10-15	30-23	W1	Perkins	24	24	Tarpley	13	Smits	21	12,837
54	2/25	R	W	Minnesota	87-82	20-8	11-15	31-23	W2	Tarpley	26	26	Tarpley	16	Murphy	16	24,141
55	2/27	R	L	New York	87-110	20-8	11-16	31-24	L1	Tarpley	22	22	Tarpley	8	Ewing	21	17,093
56	2/28	R	L	Boston	96-111	20-8	11-17	31-25	L2	Harper	30	30	Tarpley	14	Bird	31	14,890
57	3/2	H	W	Phoenix	108-102	21-8	11-17	32-25	W1	Perkins	27	27	White	12	Tc/Kj	28	17,007
58	3/3	R	L	Denver	89-106	21-8	11-18	32-26	L1	Perkins	16	16	Wennington	7	English	24	12,207
59	3/7	H	L	L.A. Lakers	91-103	21-9	11-18	32-27	L2	Harper	24	24	Tarpley	18	Worthy	24	17,007
60	3/10	R	L	Houston	95-105	21-9	11-19	32-28	L3	Harper	27	27	Tarpley	18	Olajuwon	25	16,611
61	3/14	H	W	Boston	113-102	22-9	11-19	33-28	W1	Perkins	30	30	Tarpley	13	Mchale	30	17,007
62	3/16	H	W	Denver	104-97	23-9	11-19	34-26	W2	Harper	26	26	Tarpley	18	Davis	24	17,007
63	3/18	R	L	Detroit	84-114	23-9	11-20	34-29	L1	Perkins	18	18	Tarpley	9	Je/Bl	16	21,454
64	3/19	R	W	Atlanta	117-110	23-9	12-20	35-29	W1	Tarpley	24	24	Tarpley	14	Wilkins	32	12,357
65	3/22	R	W	Orlando	116-106	23-9	13-20	36-29	W2	Blackman	32	32	Tarpley	15	Ss/Na	22	15,077
66	3/23	R	W	Miami	106-103	23-9	14-20	37-29	W3	Harper	34	34	Donaldson	12	Frank	24	15,000
67	3/25	H	W	Detroit (Ot)	98-96	24-9	14-20	38-29	W4	Blackman	23	23	Rt/Sp	9	Thomas	22	17,007
68	3/27	H	W	Golden State	118-108	25-9	14-20	39-29	W5	Blackman	25	25	Tarpley	17	Richmond	32	17,007
69	3/29	R	W	San Antonio	109-105	25-9	15-20	40-29	W6	Blackman	28	28	Tarpley	13	Robinson	33	15,335
70	3/30	H	L	Minnesota	82-84	25-10	15-20	40-30	L1	Harper	22	22	Tarpley	16	Campbell	23	17,007
71	4/1	H	W	Milwaukee	86-72	26-10	15-20	41-30	W1	Tarpley	24	24	Tarpley	25	Roberts	13	17,007
72	4/3	R	L	Phoenix	111-117	26-10	15-21	41-31	L1	Blackman	22	22	Tarpley	8	Chambers	34	14,487
73	4/4	H	W	San Antonio	104-98	27-10	15-21	42-31	W1	Blackman	28	28	Tarpley	18	Robinson	32	17,007
74	4/7	H	L	Chicago	108-109	27-11	15-21	42-32	L1	Harper	28	28	Donaldson	13	Jordan	43	17,007
75	4/9	R	L	L.A. Lakers	106-113	27-11	15-22	42-33	L2	Blackman	19	19	Perkins	11	Johnson	38	17,505
76	4/10	R	L	L.A. Clippers	90-98	27-11	15-23	42-34	L3	Harper	30	30	Tarpley	16	Garrick	17	13,911
77	4/12	R	W	Golden State	140-133	27-11	16-23	43-34	W1	Perkins	45	45	Tarpley	15	Hardaway	26	15,025
78	4/13	R	L	Portland	92-124	27-11	16-24	43-35	L1	Hw/Dh	16	16	Tarpley	9	Kd/Cd	22	12,884
79	4/17	H	W	Utah	97-96	28-11	16-24	44-35	W1	Harper	24	24	Tarpley	11	Malone	39	17,007
80	4/19	R	W	Charlotte	111-102	28-11	17-24	45-35	W2	Blackman	21	21	Tarpley	10	Gilliam	20	23,901
81	4/20	H	W	Houston	121-120	29-11	17-24	46-35	W3	Harper	26	26	Tarpley	10	Floyd	35	17,007
82	4/22	H	W	Charlotte	118-107	30-11	17-24	47-35	W4	Perkins	17	17	Wennington	8	Tripucca	24	17,007



1988-1989

TOP ROW L-R HEAD COACH JOHN MACLEOD, ASSISTANT COACH RICHIE ADUBATO, SPECIAL ASSIGNMENT COACH CLIFFORD RAY, HERB WILLIAMS, UWE BLAB, JAMES DONALDSON, BILL WENNINGTON, SAM PERKINS, ASSISTANT COACH GAR HEARD, VP/BASKETBALL OPERATIONS RICK SUND, CHIEF OPERATING OFFICER/GM NORM SONJU

BOTTOM ROW L-R EQUIPMENT MANAGER KYLE LEATH, DEREK HARPER, ANTHONY JONES, TERRY TYLER, ADRIAN DANTLEY, ROLANDO BLACKMAN, MORLON WILEY, BRAD DAVIS, TRAINER DOUG ATKINSON [NOT PICTURED: ROY TARPLEY]

SEASON NOTEBOOK

Won 38, lost 44 (fourth, Midwest)...the Mavericks' playoff hopes were eliminated on the last night of the season with a Portland victory over Sacramento...that game was the final game of the NBA's regular season schedule...Dallas dressed a full complement of 12 players in just 23 of 82 games and only three times in the final 36 games (the period after the Feb. 15 Aguirre/Dantley trade)...the Mavericks started the season 9-3 and owned the best record in the Western Conference when they stood 17-9 on Dec. 29 (the latest point in any season for the Mavericks ever to have the best record in the conference)...overall Dallas was: 17-32 during Roy Tarpley's suspension, 26-37 in all games without Tarpley, 13-23 after the Aguirre/Dantley trade, 7-17 after Donaldson's knee injury and 9-21 in all games without Donaldson.

	G-S	Min	Avg	Fg-Att	Pct	3Fg-Att	Pct	Ft-Att	Pct	Off	Def	Reb	Avg	Ast	Avg	Pf-D	Stl	To	Blk	Pts	Avg	Hi
Dantley (Tot)	73-67	2422	33.2	470-954	.493	0-1	.000	460-568	.810	117	200	317	4.3	171	2.3	186-1	43	163	13	1400	19.2	35
Dantley (Dal)	31-25	1081	34.9	212-459	.462	0-1	.000	204-263	.776	64	89	153	4.9	78	2.5	87-0	20	82	7	628	20.3	34
Blackman	78-78	2946	37.8	594-1249	.476	30-85	.353	316-370	.854	70	203	273	3.5	288	3.7	137-0	65	165	20	1534	19.7	37
Harper	81-81	2968	36.6	538-1127	.477	99-278	.356	229-284	.806	46	182	228	2.8	570	7.0	219-3	172	205	41	1404	17.3	38
Tarpley	19-6	591	31.1	131-242	.541	0-1	.000	66-96	.688	77	141	218	11.5	17	0.9	70-2	28	45	30	328	17.3	35
Perkins	78-77	2860	36.7	445-959	.464	7-38	.184	274-329	.833	235	453	688	8.8	127	1.6	224-1	76	141	92	1171	15.0	30
Williams (Tot)	76-66	2470	32.5	322-739	.436	0-5	.000	133-194	.686	135	458	593	7.8	124	1.6	236-5	46	149	134	777	10.2	25
Williams (Dal)	30-20	903	30.1	78-197	.396	0-2	.000	43-68	.632	48	149	197	6.6	36	1.2	80-2	15	41	54	199	6.6	15
Donaldson	53-53	1746	32.9	193-337	.573	0-0	—	95-124	.766	158	412	570	10.8	38	0.7	111-0	24	83	81	481	9.1	21
Davis	78-4	1395	17.9	183-379	.483	32-102	.314	99-123	.805	14	94	108	1.4	242	3.1	151-0	48	92	18	497	6.4	17
Tyler	70-11	1057	15.1	169-360	.469	1-9	.111	47-62	.758	74	135	209	3.0	40	0.6	90-0	24	51	39	386	5.5	20
Wennington	65-9	1074	16.5	119-275	.433	1-9	.111	61-82	.744	82	204	286	4.4	46	0.7	211-3	16	54	35	300	4.6	21
Jones (Tot)	33-0	196	5.9	29-79	.367	4-16	.250	14-16	.875	14	14	28	0.8	17	0.5	20-0	11	5	3	76	2.3	8
Jones (Dal)	25-0	131	5.2	24-64	.375	4-15	.267	12-14	.857	10	10	20	0.8	13	0.5	13-0	9	4	2	64	2.6	8
Wiley	51-1	408	8.0	46-114	.404	6-24	.250	13-16	.813	13	34	47	0.9	76	1.5	61-0	25	34	6	111	2.2	10
Blab	37-0	208	5.6	24-52	.462	0-0	—	20-25	.800	11	33	44	1.2	12	0.3	36-0	3	14	13	68	1.8	10
Aguirre*	44-44	1529	34.8	373-829	.450	29-99	.293	178-244	.730	90	145	235	5.3	189	4.3	128-0	29	140	29	953	21.7	41
Schrempf*	37-1	845	22.8	112-263	.426	2-16	.125	127-161	.789	56	110	166	4.5	86	2.3	118-3	24	56	9	353	9.5	24
Alford*	9-0	38	4.2	3-11	.273	0-2	.000	1-2	.500	0	3	3	0.3	9	1.0	3-0	1	1	0	7	0.8	4
Mavericks	82	19780	-	3244-6917	.469	211-681	.310	1785-2263	.789	1048	2397	3445	42.0	1867	22.8	1739-14	579	1233	476	8484	103.5	131
Opponents	82	19780	-	3422-7304	.469	166-515	.322	1573-2090	.753	1231	2500	3731	45.5	2133	26.0	1869-11	660	1175	388	8583	104.7	134

**CONTENT****THE ORGANIZATION****PLAYERS****THE NBA****HISTORY****RECORDS****PLAYOFFS****MEDIA****REVIEW**

No	Date	H-R	W-L	Opponent	Score	Home Record	Road Record	Total Record	Sk	Dallas Hi Scorer	Pt	Dallas Hi Rebr	Rb	Opponent Hi Scorer	Pt	Attend
1	11/4	H	L	L.A. Lakers	113-116	0-1	0-0	0-1	L1	Blackman	34	Donaldson	9	Worthy	25	17,007
2	11/5	R	W	Houston (Ot)	114-113	0-1	1-0	1-1	W1	Sp/Dh	25	Donaldson	12	Olajuwon	33	16,611
3	11/8	H	W	Miami	92-88	1-1	1-0	2-1	W2	Blackman	20	Tarpley	12	Edwards	21	16,129
4	11/9	R	L	Phoenix	103-111	1-1	1-1	2-2	L1	Tarpley	35	Tarpley	17	E. Johnson	37	9,241
5	11/11	H	W	San Antonio	115-102	2-1	1-1	3-2	W1	Harper	25	Perkins	10	Cook	19	17,007
6	11/12	H	W	Sacramento	111-71	3-1	1-1	4-2	W2	Aguirre	22	Donaldson	14	Pinckney	15	17,007
7	11/15	H	L	Detroit	99-108	3-2	1-1	4-3	L1	Aguirre	37	Donaldson	10	Laimbeer	23	17,007
8	11/17	H	W	Charlotte	105-93	4-2	1-1	5-3	W1	Aguirre	26	Perkins	13	Tripucca	15	16,512
9	11/19	R	W	Seattle	112-106	4-2	2-1	6-3	W2	Aguirre	29	Donaldson	15	McDaniel	31	11,608
10	11/23	H	W	Denver	125-106	5-2	2-1	7-3	W3	Perkins	30	Donaldson	17	English	30	17,007
11	11/25	H	W	Atlanta	100-95	6-2	2-1	8-3	W4	Harper	28	Donaldson	13	Wilkins	26	17,007
12	11/26	H	W	Utah	113-93	7-2	2-1	9-3	W5	Harper	29	Aguirre	10	Malone	25	17,007
13	11/30	H	L	Houston	89-101	7-3	2-1	9-4	L1	Blackman	26	Donaldson	10	Chievous	25	17,007
14	12/2	H	L	New York	101-104	7-4	2-1	9-5	L2	Aguirre	24	Perkins	12	Ewing	23	17,007
15	12/3	H	L	Chicago	100-113	7-5	2-1	9-6	L3	Aguirre	23	Donaldson	10	Jordan	39	17,007
16	12/7	H	W	Seattle	102-98	8-5	2-1	10-6	W1	Harper	31	Perkins	9	Ellis	26	17,007
17	12/9	R	W	Utah	97-89	8-5	3-1	11-6	W2	Blackman	22	Perkins	11	Malone	29	12,444
18	12/10	H	L	Cleveland	98-102	8-6	3-1	11-7	L1	Blackman	25	Donaldson	14	Price	22	17,007
19	12/13	H	W	Golden State	117-111	9-6	3-1	12-7	W1	Aguirre	32	Tarpley	10	Richmond	31	17,007
20	12/16	R	W	Charlotte	107-88	9-6	4-1	13-7	W2	Aguirre	24	Perkins	14	Tripucca	21	23,388
21	12/17	R	W	Miami	104-87	9-6	5-1	14-7	W3	Perkins	16	Perkins	10	Sparrow	16	15,008
22	12/20	R	W	Philadelphia	108-102	9-6	6-1	15-7	W4	Perkins	25	Perkins	9	Barkley	35	12,784
23	12/21	R	L	New Jersey (Ot)	120-122	9-6	6-2	15-8	L1	Aguirre	26	Tarpley	14	Rh/Bw	24	10,113
24	12/23	R	L	Milwaukee	101-113	9-6	6-3	15-9	L2	Blackman	21	Donaldson	12	Cummings	30	18,633
25	12/27	H	W	San Antonio	110-101	10-6	6-3	16-9	W1	Aguirre	33	Tarpley	16	Robertson	25	17,007
26	12/29	H	W	Boston	131-115	11-6	6-3	17-9	W2	Blackman	32	Perkins	14	Mchale	29	17,007
27	1/3	R	L	Sacramento	98-123	11-6	6-4	17-10	L1	Blackman	20	Tarpley	10	Petersen	25	16,517
28	1/6	R	L	Phoenix	111-120	11-6	6-5	17-11	L2	Blackman	26	Donaldson	13	Chambers	31	14,471
29	1/7	R	L	Denver	94-115	11-6	6-6	17-12	L3	Schrempf	16	Donaldson	11	Davis	24	17,022
30	1/9	H	L	Philadelphia	103-121	11-7	6-6	17-13	L4	Harper	38	Perkins	11	Barkley	26	17,007
31	1/11	R	L	Golden State	106-107	11-7	6-7	17-14	L5	Aguirre	41	Donaldson	12	Mullin	35	12,341
32	1/12	R	L	Seattle	95-130	11-7	6-8	17-15	L6	Schrempf	24	Donaldson	8	Ellis	36	14,290
33	1/14	R	L	Houston	98-110	11-7	6-9	17-16	L7	Aguirre	23	Donaldson	10	Olajuwon	29	16,611
34	1/15	H	W	Portland	111-108	12-7	6-9	18-16	W1	Blackman	24	Schrempf	12	Drexler	25	17,007
35	1/18	H	W	Denver	102-92	13-7	6-9	19-16	W2	Aguirre	26	Donaldson	13	Schayes	20	17,007
36	1/20	R	L	L.A. Lakers	99-115	13-7	6-10	19-17	L1	Harper	25	Donaldson	9	Johnson	30	17,505
37	1/24	R	L	Chicago	91-109	13-7	6-11	19-18	L2	Ma/Rb	22	Donaldson	9	Jordan	24	17,666
38	1/25	H	W	L.A. Clippers	117-98	14-7	6-11	20-18	W1	Aguirre	24	Donaldson	13	Dailley	22	17,007
39	1/27	H	W	San Antonio	126-82	15-7	6-11	21-18	W2	Aguirre	35	Aguirre	10	Fb/Cn	16	17,007
40	1/29	H	L	L.A. Lakers	93-118	15-8	6-11	21-19	L1	Aguirre	16	Perkins	10	Green	25	17,007
41	1/31	H	L	Utah	84-99	15-9	6-11	21-20	L2	Harper	25	Donaldson	17	Stockton	27	17,007
42	2/3	H	W	Phoenix	121-117	16-9	6-11	22-20	W1	Aguirre	36	Sp/Jd	13	Chambers	37	17,007
43	2/6	R	W	L.A. Clippers	129-111	16-9	7-11	23-20	W2	Perkins	25	Donaldson	10	Smith	23	9,377
44	2/7	R	L	Portland	125-134	16-9	7-12	23-21	L1	Blackman	37	Sp/Jd	10	Kersey	33	12,848
45	2/9	R	W	Utah	94-87	16-9	8-12	24-21	W1	Aguirre	32	Perkins	11	Malone	30	12,444
46	2/14	H	W	L.A. Clippers	117-98	17-9	8-12	25-21	W2	Aguirre	29	Donaldson	16	Smith	20	17,007
47	2/16	H	W	Miami	93-80	18-9	8-12	26-21	W3	Blackman	17	Donaldson	22	Edwards	16	17,007
48	2/18	H	L	Houston	94-105	18-10	8-12	26-22	L1	Blackman	23	Donaldson	19	Olajuwon	29	17,007
49	2/20	R	W	San Antonio	105-93	18-10	9-12	27-22	W1	Blackman	37	Donaldson	21	Brickowski	24	9,326
50	2/22	R	L	Denver	106-109	18-10	9-13	27-23	L1	Blackman	33	Perkins	12	Davis	20	11,667
51	2/24	H	L	Golden State	92-127	18-11	9-13	27-24	L2	Blackman	23	Tyler	12	Mullin	34	17,007
52	2/25	H	W	Washington	127-93	19-11	9-13	28-24	W1	Dantley	32	Perkins	17	J. Williams	22	17,007
53	2/27	R	L	Atlanta	83-105	19-11	9-14	28-25	L1	Blackman	22	Williams	11	Wilkins	20	16,305
54	2/28	R	W	Miami (Ot)	111-110	19-11	10-14	29-25	W1	Blackman	27	Sp/Hw	10	Long	24	14,779
55	3/3	R	L	Boston	106-107	19-11	10-15	29-26	L1	Harper	24	Sp/Hw	10	Parish	27	14,890
56	3/4	R	L	Washington	105-119	19-11	10-16	29-27	L2	Dantley	29	Perkins	10	Malone	28	9,411
57	3/6	H	W	New Jersey	105-99	20-11	10-16	30-27	W1	Harper	28	Donaldson	22	Hinson	23	17,007
58	3/8	H	W	Portland	99-92	21-11	10-16	31-27	W2	Dantley	23	Perkins	17	Drexler	23	17,007
59	3/10	R	L	Houston	87-96	21-11	10-17	31-28	L1	Blackman	24	Williams	12	Olajuwon	29	16,611
60	3/11	R	L	San Antonio	90-97	21-11	10-18	31-29	L2	Blackman	24	Perkins	14	W. Anderson	20	12,748
61	3/13	H	L	Milwaukee	95-111	21-12	10-18	31-30	L3	Dantley	18	Williams	12	Cummings	25	17,007
62	3/15	R	L	Golden State	100-113	21-12	10-19	31-31	L4	Ad/Sp	23	Perkins	8	Mullin	32	15,025
63	3/17	R	L	L.A. Lakers	103-106	21-12	10-20	31-32	L5	Perkins	25	Dantley	10	M. Johnson	31	17,505
64	3/18	R	L	Sacramento	90-100	21-12	10-21	31-33	L6	Dantley	30	Perkins	14	K. Smith	23	16,517
65	3/20	R	L	Portland	91-112	21-12	10-22	31-34	L7	Dantley	24	Perkins	11	Drexler	29	12,880
66	3/22	R	L	L.A. Clippers	112-116	21-12	10-23	31-35	L8	Blackman	24	Perkins	11	Benjamin	23	9,721
67	3/24	H	L	Denver	105-114	21-13	10-23	31-36	L9	Dantley	30	Perkins	8	English	18	17,007
68	3/27	R	L	Detroit	77-90	21-13	10-24	31-37	L10	Blackman	23	Perkins	9	Thomas	30	21,454
69	3/28	R	L	Cleveland	90-102	21-13	10-25	31-38	L11	Harper	20	Wennington	10	Harper	26	19,184
70	3/30	R	L	New York	98-99	21-13	10-26	31-39	L12	Perkins	21	Perkins	9	Ewing	26	18,533
71	3/31	R	W	Indiana	105-102	21-13	11-26	32-39	W1	Harper	29	Williams	9	Person	24	11,318
72	4/2	H	W	Miami	98-96	22-13	11-26	33-39	W2	Dantley	25	Hw/Sp	11	Edwards	27	16,846
73	4/4	R	L	Utah	80-95	22-13	11-27	33-40	L1	Dantley	25	Perkins	6	Malone	22	12,444
74	4/7	H	W	Sacramento	115-102	23-13	11-27	34-40	W1	Harper	34	Wennington	8	Berry	23	16,723
75	4/8	H	L	Seattle	90-114	23-14	11-27	34-41	L1	Wennington	21	Perkins	13	Ellis	34	17,007
76	4/10	H	L	Indiana	103-110	23-15	11-27	34-42	L2	Dantley	26	Perkins	15	Miller	25	18,750
77	4/12	H	L	Phoenix	94-109	23-16	11-27	34-43	L3	Dantley	17	Tarpley	13	Homacek	21	16,951
78	4/14	R	W	San Antonio	118-110	23-16	12-27	35-43	W1	Dantley	34	Tarpley	10	Robertson	24	10,720
79	4/16	H	L	Houston (Ot)	112-114	23-17	12-27	35-44	L1	Tarpley	28	Tarpley	14	Olajuwon	34	17,007
80	4/18	R	W	Miami	103-99	23-17	13-27	36-44	W1	Ad/Dh	23	Williams	8	Edwards	25	15,008
81	4/21	H	W	Utah	91-88	24-17	13-27	37-44	W2	Tarpley	33	Tarpley	17	Stockton	19	17,007
82	4/23	R	W	Denver	113-96	24-17	14-27	38-44	W3	Blackman	21	Tarpley	20	Lever	33	13,547



1987-1988

TOP ROW L-R HEAD COACH JOHN MACLEOD, ASSISTANT COACH RICHIE ADUBATO, SPECIAL ASSIGNMENT COACH CLIFFORD RAY, ROY TARPLEY, UWE BLAB, JAMES DONALDSON, BILL WENNINGTON, SAM PERKINS, ASSISTANT COACH GAR HEARD, VP/BASKETBALL OPERATIONS RICK SUND, CHIEF OPERATING OFFICER/GM NORM SONJU

BOTTOM ROW L-R EQUIPMENT MANAGER KYLE LEATH, MARK AGUIRRE, STEVE ALFORD, BRAD DAVIS, ROLANDO BLACKMAN, JIM FARMER, DEREK HARPER, DETLEF SCHREMPF, TRAINER DOUG ATKINSON

SEASON NOTEBOOK

Won 53, lost 29 (second, Midwest)...advanced to the conference finals for the first time in club history, losing to the eventual World Champion Lakers in Dallas' first-ever 7-game series...ousted Houston and Denver in the first two rounds of the playoffs, winning four road games in the process...the Denver series was the first ever won by Dallas without the benefit of home court advantage...in his first year as head coach, John MacLeod became the eighth man in NBA history to inherit a 50-win team, and post 50+ wins...he also became the eighth coach to reach the 600-win milestone (Jan. 13)...Aguirre and Donaldson both played in the All-Star Game in Chicago...Roy Tarpley won the NBA Sixth Man of the Year Award...Tarpley ranked seventh in the NBA in rebounding...Dallas was the only NBA team to use just 12 players.

	G-S	Min	Avg	Fg-Att	Pct	3fg-Att	Pct	Ft-Att	Pct	Off	Def	Reb	Avg	Ast	Avg	Pf-D	Stl	To	Blk	Pts	Avg	Hi
Aguirre	77-77	2610	33.9	746-1571	.475	52-172	.302	388-504	.770	182	252	434	5.6	278	3.6	223-1	70	203	57	1932	25.1	38
Blackman	71-69	2580	36.3	497-1050	.473	0-5	.000	331-379	.873	82	164	246	3.5	262	3.7	112-0	64	144	18	1325	18.7	32
Harper	82-82	3032	37.0	536-1167	.459	60-192	.313	261-344	.759	71	175	246	3.0	634	7.7	164-0	168	190	35	1393	17.0	35
Perkins	75-75	2499	33.3	394-876	.450	5-30	.167	273-332	.822	201	400	601	8.0	118	1.6	227-2	74	119	54	1066	14.2	26
Tarpley	81-9	2307	28.5	444-888	.500	0-5	.000	205-277	.740	360	599	959	11.8	86	1.1	313-8	103	172	86	1093	13.5	29
Schrempf	82-4	1587	19.4	246-539	.456	5-32	.156	201-266	.756	102	177	279	3.4	159	1.9	189-0	42	108	32	698	8.5	22
Davis	75-12	1480	19.7	208-415	.501	30-74	.405	91-108	.843	18	84	102	1.4	303	4.0	149-0	51	91	18	537	7.2	25
Donaldson	81-81	2523	31.1	212-380	.558	0-0	—	147-189	.778	247	508	755	9.3	66	0.8	175-2	40	113	104	571	7.0	20
Blab	73-1	658	9.0	58-132	.439	0-0	—	46-65	.708	52	82	134	1.8	35	0.5	108-1	8	49	29	162	2.2	12
Alford	28-0	197	7.0	21-55	.382	1-8	.125	16-17	.941	3	20	23	0.8	23	0.8	23-0	17	12	3	59	2.1	10
Wennington	30-0	125	4.2	25-49	.510	1-2	.500	12-19	.632	14	25	39	1.3	4	0.1	33-0	5	9	9	63	2.1	10
Farmer	30-0	157	5.2	26-69	.377	0-6	.000	9-10	.900	9	9	18	0.6	16	0.5	18-0	3	22	1	61	2.0	8
Mavericks	82	19755	-	3413-7191	.475	154-526	.293	1980-2510	.789	1341	2495	3836	46.8	1984	24.2	1734-14	645	1257	446	8960	109.3	135
Opponents	82	19755	-	3468-7385	.470	167-517	.323	1499-1957	.766	1200	2233	3433	41.9	2240	27.3	1997-20	612	1228	436	8602	104.9	133



CONTENT

THE ORGANIZATION

PLAYERS

THE NBA

HISTORY

RECORDS

PLAYOFFS

MEDIA

REVIEW

No	Date	H-R	W-L	Score Opponent	Home Dal-Opp	Road Record	Total Record	Dallas			Dallas			Opponent		
								Record	Sk	Hi Scorer	Pt	Hi Rebr	Rb	Hi Scorer	Pt	Attend
1	11/6	H	W	Utah 95-93	1-0	1-0	0-0	1-0	W1	Aguirre	31	Donaldson	13	Malone	25	17,007
2	11/7	R	L	San Antonio 106-130	1-0	1-0	0-1	1-1	L1	Aguirre	29	Donaldson	8	Robertson	30	14,172
3	11/10	R	W	Seattle 117-101	1-0	1-1	2-1	W1	Aguirre	25	Aguirre	8	Ellis	28	10,447	
4	11/11	R	L	Utah 92-121	1-0	1-2	2-2	L1	Aguirre	21	Tarpley	14	Malone	32	12,212	
5	11/13	H	L	Seattle 95-103	1-1	1-2	2-3	L2	Rb/Sp	19	Donaldson	9	Ellis	22	17,007	
6	11/14	H	W	Portland 127-116	2-1	1-2	3-3	W1	Ma/Dh	35	Tarpley	17	Vandeweghe	26	17,007	
7	11/18	H	W	L.A. Clippers 97-87	3-1	1-2	4-3	W2	Aguirre	31	Tarpley	16	Cage	24	16,785	
8	11/20	R	L	L.A. Lakers 116-119	3-1	1-3	4-4	L1	Aguirre	35	Blackman	7	Scott	25	17,505	
9	11/21	R	W	Sacramento 103-96	3-1	2-3	5-4	W1	Harper	27	Donaldson	13	Smith	25	10,333	
10	11/25	H	W	Detroit 113-107	4-1	2-3	6-4	W2	Blackman	30	Perkins	12	Dumars	19	17,007	
11	11/27	H	W	Chicago 94-93	5-1	2-3	7-4	W3	Aguirre	26	Tarpley	10	Jordan	25	17,007	
12	11/28	R	L	Denver 98-106	5-1	2-4	7-5	L1	Blackman	28	Tarpley	18	English	25	13,400	
13	12/4	H	W	Golden State 116-95	6-1	2-4	8-5	W1	Aguirre	28	Schrempf	14	Carroll	25	17,007	
14	12/5	H	W	Denver 109-96	7-1	2-4	9-5	W2	Aguirre	35	Aguirre	11	Ae/Jv	16	17,007	
15	12/9	H	W	Sacramento 125-98	8-1	2-4	10-5	W3	Aguirre	28	Sp/Rt	8	Thorpe	18	16,393	
16	12/11	H	W	Phoenix (Ot) 108-104	9-1	2-4	11-5	W4	Aguirre	28	Donaldson	20	Edwards	32	17,007	
17	12/13	R	W	Milwaukee 113-99	9-1	3-4	12-5	W5	Perkins	21	Donaldson	9	Tc/Js	19	11,052	
18	12/15	R	L	Cleveland 93-106	9-1	3-5	12-6	L1	Harper	21	Donaldson	12	Daugherty	21	6,852	
19	12/16	R	W	New Jersey (Ot) 109-105	9-1	4-5	13-6	W1	Aguirre	31	Ma/Jd	10	Gminski	24	9,877	
20	12/18	R	L	Detroit 112-117	9-1	4-6	13-7	L1	Aguirre	35	Donaldson	12	Dantley	28	19,426	
21	12/19	R	L	Philadelphia 90-95	9-1	4-7	13-8	L2	Blackman	25	Donaldson	15	Barkley	23	12,477	
22	12/22	R	W	Chicago 111-100	9-1	5-7	14-8	W1	Aguirre	32	Donaldson	18	Jordan	28	18,103	
23	12/23	R	W	Indiana 110-109	9-1	6-7	15-8	W2	Aguirre	36	Perkins	11	Person	31	14,242	
24	12/26	H	W	Houston 105-100	10-1	6-7	16-8	W3	Harper	27	Sp/Jd	12	Olajuwon	24	17,007	
25	12/29	H	W	Sacramento 126-117	11-1	6-7	17-8	W4	Aguirre	31	Tarpley	14	Thorpe	25	17,007	
26	1/2	R	W	San Antonio 116-109	11-1	7-7	18-8	W5	Aguirre	23	Jd/Tarp	10	Berry	28	12,426	
27	1/4	R	L	Houston 107-117	11-1	7-8	18-9	L1	Aguirre	31	Donaldson	11	Olajuwon	31	16,611	
28	1/6	R	L	L.A. Lakers 89-103	11-1	7-9	18-10	L2	Aguirre	29	Donaldson	12	Scott	28	17,505	
29	1/7	R	W	Phoenix 105-91	11-1	8-9	19-10	W1	Harper	27	Tarpley	12	Davis	25	11,473	
30	1/9	R	W	Golden State 115-99	11-1	9-9	20-10	W2	Aguirre	33	Tarpley	19	Sampson	21	12,907	
31	1/13	H	W	Indiana 110-108	12-1	9-9	21-10	W3	Aguirre	35	Tarpley	23	Long	26	17,007	
32	1/16	H	L	Atlanta 98-101	12-2	9-9	21-11	L1	Aguirre	32	Tarpley	8	Wilkins	34	17,007	
33	1/18	R	W	L.A. Clippers 99-87	12-2	10-9	22-11	W1	Aguirre	26	Tarpley	13	Dailey	27	6,936	
34	1/19	R	W	Portland 120-116	12-2	11-9	23-11	W2	Aguirre	34	Donaldson	10	Drexler	27	12,666	
35	1/22	H	W	L.A. Clippers 110-87	13-2	11-9	24-11	W3	Aguirre	19	Tarpley	19	Woodson	22	17,007	
36	1/23	H	W	Milwaukee 113-87	14-2	11-9	25-11	W4	Aguirre	35	Rt/Jd	14	Pressey	22	17,007	
37	1/26	H	W	San Antonio 128-111	15-2	11-9	26-11	W5	Aguirre	24	Jd/Rt	10	Robertson	21	17,007	
38	1/27	R	W	Phoenix 121-102	15-2	12-9	27-11	W6	Aguirre	28	Donaldson	14	Johnson	24	10,592	
39	1/29	H	W	Seattle 117-109	16-2	12-9	28-11	W7	Aguirre	29	Donaldson	10	Ellis	35	17,007	
40	1/30	H	L	Houston 92-108	16-3	12-9	28-12	L1	Dh/Rb	16	Perkins	19	Olajuwon	29	17,007	
41	2/1	H	L	New Jersey 103-108	16-4	12-9	28-13	L2	Aguirre	32	Perkins	13	Williams	23	16,703	
42	2/3	R	L	Denver 105-115	16-4	12-10	28-14	L3	Aguirre	27	Donaldson	15	English	26	10,667	
43	2/4	R	L	Sacramento 101-118	16-4	12-11	28-15	L4	Aguirre	35	Perkins	11	Theus	23	10,333	
44	2/9	H	W	Utah 124-93	17-4	12-11	29-15	W1	Harper	21	Tarpley	13	Malone	18	17,007	
45	2/10	R	L	Utah 80-93	17-4	12-12	29-16	L1	Blackman	18	Tarpley	17	Bailey	24	12,444	
46	2/12	H	L	Boston 104-105	17-5	12-12	29-17	L2	Aguirre	38	Tarpley	14	Bird	39	17,007	
47	2/14	R	W	L.A. Clippers 110-100	17-5	13-12	30-17	W1	Aguirre	25	Tarpley	15	Cage	20	6,535	
48	2/15	R	W	Seattle (Ot) 128-122	17-5	14-12	31-17	W2	Blackman	28	Donaldson	13	Chambers	29	13,492	
49	2/17	H	W	Washington 123-108	18-5	14-12	32-17	W3	Aguirre	35	Tarpley	19	Williams	22	17,007	
50	2/19	H	W	Golden State 113-100	19-5	14-12	33-17	W4	Rb/Ma	27	Tarpley	15	Teague	24	17,007	
51	2/22	H	W	Phoenix 114-107	20-5	14-12	34-17	W5	Tarpley	27	Tarpley	23	Davis	22	17,007	
52	2/24	H	W	Cleveland 93-89	21-5	14-12	35-17	W6	Blackman	26	Tarpley	9	West	16	17,007	
53	2/25	R	W	Houston 108-106	21-5	15-12	36-17	W7	Blackman	29	Tarpley	16	Floyd	22	16,611	
54	2/27	H	W	Philadelphia 100-91	22-5	15-12	37-17	W8	Ma/Sp	17	Tarpley	19	Gminski	21	17,007	
55	2/29	H	W	Denver 123-96	23-5	15-12	38-17	W9	Aguirre	23	Tarpley	21	Schayes	21	17,007	
56	3/2	H	W	Sacramento 115-90	24-5	15-12	39-17	W10	Ma/Rt	18	Tarpley	13	McGee	17	17,007	
57	3/4	H	W	Houston 118-110	25-5	15-12	40-17	W11	Harper	27	Perkins	14	Ad/Ps	22	17,007	
58	3/6	H	L	L.A. Lakers 97-108	25-6	15-12	40-18	L1	Aguirre	27	Perkins	10	Scott	28	17,007	
59	3/8	H	L	Portland 110-112	25-7	15-12	40-19	L2	Aguirre	21	Rt/Sp	10	Kersey	33	17,007	
60	3/12	R	W	L.A. Lakers 110-101	25-7	16-12	41-19	W1	Aguirre	21	Tarpley	21	Scott	35	17,505	
61	3/14	H	W	Golden State 121-101	26-7	16-12	42-19	W2	Aguirre	20	Tarpley	16	Garland	18	17,007	
62	3/16	R	L	Utah 105-120	26-7	16-13	42-20	L1	Aguirre	29	Perkins	10	Malone	29	12,444	
63	3/18	R	W	L.A. Clippers 106-98	26-7	17-13	43-20	W1	Tarpley	25	Tarpley	21	Woodson	20	12,036	
64	3/20	R	L	Portland 99-105	26-7	17-14	43-21	L1	Blackman	31	Tarpley	12	Drexler	21	12,666	
65	3/22	H	W	New York 124-105	27-7	17-14	44-21	W1	Tarpley	29	Tarpley	24	Newman	28	17,007	
66	3/25	H	W	Portland 106-101	28-7	17-14	45-21	W2	Tarpley	25	Donaldson	14	Jk/Cd	21	17,007	
67	3/26	H	W	San Antonio 131-112	29-7	17-14	46-21	W3	Blackman	30	Tarpley	16	Dawkins	26	17,007	
68	3/28	R	L	New York 106-114	29-7	17-15	46-22	L1	Aguirre	36	Tarpley	14	Wilkins	28	12,635	
69	3/29	R	L	Atlanta 106-120	29-7	17-16	46-23	L2	Harper	25	Tarpley	19	Wilkins	40	14,583	
70	4/1	R	L	Washington 103-118	29-7	17-17	46-24	L3	Aguirre	38	Donaldson	11	Malone	27	13,783	
71	4/3	R	L	Boston 101-110	29-7	17-18	46-25	L4	Tarpley	22	Tarpley	15	Bird	32	14,890	
72	4/6	H	W	Phoenix 119-93	30-7	17-18	47-25	W1	Blackman	32	Donaldson	9	E. Johnson	20	16,452	
73	4/8	H	W	Utah 118-95	31-7	17-18	48-25	W2	Blackman	21	Tarpley	16	Stockton	15	17,007	
74	4/9	H	W	Denver 135-109	32-7	17-18	49-25	W3	Harper	35	Donaldson	13	Schayes	21	17,007	
75	4/12	R	W	Sacramento 104-96	32-7	18-18	50-25	W4	Blackman	32	Tarpley	13	Theus	25	10,333	
76	4/13	R	L	Golden State 110-112	32-7	18-19	50-26	L1	Harper	25	Donaldson	12	Mullin	24	8,120	
77	4/15	R	L	Seattle 88-115	32-7	18-20	50-27	L2	Aguirre	24	Donaldson	13	Lister	19	12,576	
78	4/17	R	L	Denver 122-133	32-7	18-21	50-28	L3	Blackman	31	Rt/Jd	11	English	31	17,022	
79	4/19	R	W	Houston 104-96	32-7	19-21	51-28	W1	Blackman	27	Ma/Sp	12	Olajuwon	33	16,611	
80	4/20	H	L	L.A. Lakers 107-114	32-8	19-21	51-29	L1	Tarpley	24	Tarpley	13	Scott	31	17,007	
81	4/22	H	W	San Antonio 127-96	33-8	19-21	52-29	W1	Aguirre	26	Tarpley	12	Robertson	20	17,007	
82	4/24	R	W	San Antonio 119-109	33-8	20-21	53-29	W2	Tarpley	27	Tarpley	13	Anderson	26	7,287	



1986-1987

TOP ROW L-R HEAD COACH DICK MOTTA, ASSISTANT COACH RICHIE ADUBATO, ROY TARPLEY, UWE BLAB, JAMES DONALDSON, BILL WENNINGTON, SAM PERKINS, DIRECTOR OF PLAYER PERSONNEL RICK SUND, GENERAL MANAGER NORM SONJU

BOTTOM ROW L-R EQUIPMENT MANAGER KYLE LEATH, MARK AGUIRRE, AL WOOD, BRAD DAVIS, ROLANDO BLACKMAN, DENNIS NUTT, DEREK HARPER, DETLEF SCHREMPF, TRAINER DOUG ATKINSON

SEASON NOTEBOOK

Won 55, lost 27 (first, Midwest)...Dallas finished with the league's fourth-best record...the season was full of milestones: most wins (at the time), first division title (won by 11 games, the biggest margin in the Midwest since 1980-81), winningest March ever (12-4), first 4-1 road trip, first-ever wins in Philadelphia and Milwaukee...club never lost more than two in a row in regular season, but dropped three straight in playoffs to Seattle after setting 11 records in a 151-129 Game One win...for the first time two Mavericks (Aguirre, Blackman) played in the All-Star Game...for the fifth straight year Dallas committed the fewest turnovers in the NBA (14.7)...club best 35-6 at home...for the third straight year Dallas led the NBA in 3-pointers made and attempted with then-NBA-record totals of 231-of-653...James Donaldson shattered the club rebound record averaging 11.9 per game, best in the West and among NBA centers... Dallas' defense improved from 21st in the NBA the previous season to 14th (110.4 ppg).

	G-S	Min	Avg	Fg-Att	Pct	3Fg-Att	Pct	Fr-Att	Pct	Off	Def	Reb	Avg	Ast	Avg	Pf-D	Stl	To	Blk	Pts	Avg	Hi
Aguirre	80-80	2663	33.3	787-1590	.495	53-150	.353	429-557	.770	181	246	427	5.3	254	3.2	243-4	84	217	30	2056	25.7	43
Blackman	80-80	2758	34.5	626-1264	.495	5-15	.333	419-474	.884	96	182	278	3.5	266	3.3	142-0	64	174	21	1676	21.0	41
Harper	77-76	2556	33.2	497-993	.501	76-212	.358	160-234	.684	51	148	199	2.6	609	7.9	195-0	167	138	25	1230	16.0	31
Perkins	80-80	2687	33.6	461-957	.482	19-54	.352	245-296	.828	197	419	616	7.7	146	1.8	269-6	109	132	77	1186	14.8	29
Donaldson	82-82	3028	36.9	311-531	.586	0-0	—	267-329	.812	295	678	973	11.9	63	0.8	191-0	51	104	136	889	10.8	23
Schrenpf	81-5	1711	21.1	265-561	.472	33-69	.478	193-260	.742	87	216	303	3.7	161	2.0	224-2	50	110	16	756	9.3	19
Tarpley	75-1	1405	18.7	233-499	.467	1-3	.333	94-139	.676	180	353	533	7.1	52	0.7	232-3	56	101	79	561	7.5	20
Davis	82-6	1582	19.3	199-436	.456	32-106	.302	147-171	.860	27	87	114	1.4	373	4.5	159-0	63	114	10	577	7.0	24
Wood	54-0	657	12.2	121-310	.390	7-25	.280	109-139	.784	39	55	94	1.7	34	0.6	83-0	19	34	11	358	6.6	25
Wennington	58-0	560	9.7	56-132	.424	0-2	.000	45-60	.750	53	76	129	2.2	24	0.4	95-0	13	39	10	157	2.7	10
Nutt	25-0	91	3.6	16-40	.400	5-17	.294	20-22	.909	1	7	8	0.3	16	0.6	6-0	7	10	0	57	2.3	11
Blab	30-0	160	5.3	20-51	.392	0-0	—	13-28	.464	11	25	36	1.2	13	0.4	33-0	4	15	9	53	1.8	7
Jackson*	8-0	22	2.8	2-9	.222	0-0	—	7-8	.875	1	2	3	0.4	6	0.8	1-0	1	5	0	11	1.4	3
Mavericks	82	19880	-	3594-7373	.487	231-653	.354	2148-2717	.791	1219	2494	3713	45.3	2017	24.6	1873-15	688	1205	424	9567	116.7	147
Opponents	82	19880	-	3586-7503	.478	128-434	.295	1750-2293	.763	1254	2386	3640	44.4	2304	28.1	2136-26	571	1332	421	9050	110.4	144

**CONTENT****THE ORGANIZATION****PLAYERS****THE NBA****HISTORY****RECORDS****PLAYOFFS****MEDIA****REVIEW**

No	Date	H-R	W-L	Opponent	Score	Home Record	Road Record	Total Record	Sk	Dallas Hi Scorer	Pt	Dallas Hi Rebr	Rb	Opponent Hi Scorer	Pt	Attend
1	10/31	H	W	Utah	103-77	1-0	0-0	1-0	W1	Aguirre	18	Donaldson	12	Malone	12	16,892
2	11/1	R	L	San Antonio	105-108	1-0	0-1	1-1	L1	Aguirre	29	Perkins	9	Mitchell	23	13,340
3	11/4	H	W	L.A. Clippers	118-86	2-0	0-1	2-1	W1	Rb/Aguirre	20	Donaldson	11	Johnson	21	16,421
4	11/6	R	W	Seattle	147-124	2-0	1-1	3-1	W2	Wood	25	Donaldson	8	McDaniel	28	8,363
5	11/7	R	L	Portland (Ot)	113-120	2-0	1-2	3-2	W1	Aguirre	32	Perkins	13	Vandeweghe	36	12,666
6	11/11	R	L	Utah	103-104	2-0	1-3	3-3	L2	Blackman	23	Perkins/Jd	9	Malone	23	10,516
7	11/12	H	W	Houston	114-85	3-0	1-3	4-3	W1	Blackman	31	Perkins/Jd	10	Olajuwon	32	17,007
8	11/14	R	L	Denver	138-142	3-0	1-4	4-4	L1	Blackman	24	Donaldson	13	Hanzlik	33	11,707
9	11/15	H	W	Cleveland	111-96	4-0	1-4	5-4	W1	Aguirre	25	Schrempf	13	Harper	22	17,007
10	11/18	H	L	L.A. Lakers	110-114	4-1	1-4	5-5	L1	Aguirre	26	Donaldson	16	Johnson	29	17,007
11	11/20	R	W	L.A. Clippers	113-108	4-1	2-4	6-5	W1	Aguirre	31	Donaldson	10	Maxwell	19	5,312
12	11/21	R	W	Phoenix (Ot)	130-122	4-1	3-4	7-5	W2	Blackman	31	Donaldson	15	Davis	32	10,182
13	11/26	H	W	Sacramento	129-117	5-1	3-4	8-5	W3	Aguirre	29	Donaldson	14	Johnson	26	16,954
14	11/28	H	W	New Jersey	119-94	6-1	3-4	9-5	W4	Aguirre	26	Donaldson	13	King	13	17,007
15	11/29	H	W	Utah	118-107	7-1	3-4	10-5	W5	Blackman	26	Donaldson	15	Malone	23	17,007
16	12/2	R	W	Sacramento	127-124	7-1	4-4	11-5	W6	Aguirre	32	Donaldson	8	Thorpe	30	10,333
17	12/5	R	L	L.A. Lakers	104-112	7-1	4-5	11-6	L1	Donaldson	20	Perkins	12	Johnson	27	15,896
18	12/6	R	W	Golden State	109-104	7-1	5-5	12-6	W1	Blackman	22	Perkins/Tarp	10	Floyd	41	11,509
19	12/10	H	W	Portland	130-129	8-1	5-5	13-6	W2	Aguirre	27	Donaldson	18	Vandeweghe	31	17,007
20	12/11	R	L	Utah	99-103	8-1	5-6	13-7	L1	Aguirre	32	Aguir/Perk	9	Tripuca	18	12,212
21	12/13	R	W	Seattle	126-109	8-1	6-6	14-7	W1	Blackman	32	Perkins/Jd	13	Ellis/Cha	24	9,789
22	12/14	R	L	Portland	100-134	8-1	6-7	14-8	L1	Aguirre	23	Donaldson	8	Drexler	22	12,666
23	12/16	H	W	San Antonio	101-98	9-1	6-7	15-8	W1	Aguirre	26	Donaldson	12	Robertson	22	17,007
24	12/19	H	W	Denver	141-118	10-1	6-7	16-8	W2	Aguirre	33	Donaldson	22	English	23	17,007
25	12/20	H	W	L.A. Lakers	130-119	11-1	6-7	17-8	W3	Blackman	39	Donaldson	12	Johnson	34	17,007
26	12/23	R	L	Phoenix	119-120	11-1	6-8	17-9	L1	Aguirre	32	Donaldson	16	Gattison	29	10,123
27	12/26	R	W	Denver	123-121	11-1	7-8	18-9	W1	Aguirre	32	Donaldson	16	English	36	13,826
28	12/27	H	W	Phoenix	123-97	12-1	7-8	19-9	W2	Blackman	28	Donaldson	11	Pinck/Sand	13	17,007
29	1/2	H	W	Seattle	117-107	13-1	7-8	20-9	W3	Aguirre	27	Donaldson	20	Ellis	28	17,007
30	1/3	R	W	San Antonio	106-89	13-1	8-8	21-9	W4	Schrempf	19	Schrempf	11	Berry	14	12,858
31	1/5	H	L	Indiana	135-144	13-2	8-8	21-10	L1	Aguirre	38	Donaldson	15	Tis/Stipo	27	17,007
32	1/7	H	W	San Antonio	108-103	14-2	8-8	22-10	W1	Aguirre	27	Donaldson	16	Robertson	25	17,007
33	1/9	H	L	Denver	113-116	14-3	8-8	22-11	L1	Aguirre	33	Perkins	16	English	26	17,007
34	1/10	R	L	Houston	96-106	14-3	8-9	22-12	L2	Aguirre	23	Perkins	14	Olajuwon	25	16,016
35	1/13	R	W	New York	108-103	14-3	9-9	23-12	W1	Blackman	41	Perkins	15	Ewing	32	12,024
36	1/14	R	L	Boston	108-117	14-3	9-10	23-13	L1	Perkins	29	Donaldson	21	Bird/Mcha	25	14,890
37	1/16	R	W	Milwaukee (Ot)	124-122	14-3	10-10	24-13	W1	Aguirre	27	Jd/Perkins	12	Cummings	39	11,052
38	1/17	R	L	Indiana (2 Ot)	115-119	14-3	10-11	24-14	L1	Perkins	27	Donaldson	12	Long	29	15,405
39	1/21	H	W	New York	113-93	15-3	10-11	25-14	W1	Aguirre	27	Donaldson	12	Ewing	27	17,007
40	1/24	H	W	L.A. Lakers	132-117	16-3	10-11	26-14	W2	Aguirre	35	Perkins	12	Johnson	25	17,007
41	1/27	H	L	Washington	113-118	16-4	10-11	26-15	L1	Aguirre/Rb	22	Donaldson	13	M&J Malone	23	17,007
42	1/29	R	W	Denver	132-102	16-4	11-11	27-15	W1	Aguirre	36	Tarpley	12	Lever	24	11,325
43	1/30	H	W	Milwaukee	133-117	17-4	11-11	28-15	W2	Harp/Aguir	28	Tarpley	20	Lucas	21	17,007
44	2/1	R	L	Portland	117-133	17-4	11-12	28-16	L1	Aguirre	36	Donaldson	12	Vandeweghe	38	12,666
45	2/2	R	W	L.A. Lakers	103-99	17-4	12-12	29-16	W1	Aguirre	27	Donaldson	13	Scott	21	17,505
46	2/4	H	W	Seattle	124-94	18-4	12-12	30-16	W2	Aguirre	23	Donaldson	14	Chambers	19	17,007
47	2/10	H	W	Portland	135-115	19-4	12-12	31-16	W3	Aguirre	34	Donaldson	12	Johnson	27	17,007
48	2/12	R	L	Sacramento	125-129	19-4	12-13	31-17	L1	Aguirre	40	Donaldson	15	Theus	24	10,333
49	2/14	H	W	L.A. Clippers	138-107	20-4	12-13	32-17	W1	Aguirre	39	Donaldson	19	Dailey	21	17,007
50	2/16	R	L	Houston	100-105	20-4	12-14	32-18	L1	Perkins	23	Donaldson	17	Olajuwon	36	16,016
51	2/18	H	L	Boston	96-113	20-5	12-14	32-19	L2	Aguirre	29	Tarpley	10	Michale	28	17,007
52	2/20	H	W	San Antonio	122-107	21-5	12-14	33-19	W1	Aguirre	41	Perkins	18	Sundvold	24	17,007
53	2/21	H	W	Golden State (Ot)	122-111	22-5	12-14	34-19	W2	Aguirre	29	Tarpley	12	Carroll	33	17,007
54	2/23	R	W	Golden State	121-95	22-5	13-14	35-19	W3	Blackman	25	Blackman	10	Floyd	24	10,609
55	2/25	H	W	Sacramento	108-101	23-5	13-14	36-19	W4	Blackman	35	Donaldson	18	Theus	18	17,007
56	2/27	H	W	Philadelphia	123-110	24-5	13-14	37-19	W5	Aguirre	30	Perkins	12	Mccormick	26	17,007
57	2/28	R	L	San Antonio	98-123	24-5	13-15	37-20	L1	Rb/Tarpley	16	Tarpley	9	Robertson	30	10,919
58	3/2	H	W	Phoenix	135-112	25-5	13-15	38-20	W1	Blackman	25	Donaldson	11	Nance	25	17,007
59	3/4	H	W	Denver	115-107	26-5	13-15	39-20	W2	Aguirre	38	Donaldson	16	English	37	17,007
60	3/6	R	L	Detroit	115-125	26-5	13-16	39-21	L1	Aguirre	25	Donaldson	20	Johnson	28	23,912
61	3/8	R	L	Chicago (Ot)	105-115	26-5	13-17	39-22	L2	Blackman	28	Perkins/Tarp	12	Jordan	33	17,855
62	3/11	H	W	Seattle	130-117	27-5	13-17	40-22	W1	Aguirre	26	Donaldson	12	Tc/Xm/De	21	17,007
63	3/13	H	L	Atlanta	105-113	27-6	13-17	40-23	L1	Aguirre	32	Jd/Tarpley	12	Wilkins	32	17,007
64	3/14	H	W	Houston	118-109	28-6	13-17	41-23	W1	Aguirre	30	Donaldson	21	Olajuwon	30	17,007
65	3/17	H	W	Chicago	114-96	29-6	13-17	42-23	W2	Aguirre	31	Perkins	15	Oakley	23	17,007
66	3/19	R	W	Sacramento	105-104	29-6	14-17	43-23	W3	Aguirre	28	Donaldson	12	Theus	18	10,333
67	3/21	H	W	Detroit	122-118	30-6	14-17	44-23	W4	Blackman	26	Donaldson	16	Thomas	24	17,007
68	3/23	R	W	Philadelphia	103-100	30-6	15-17	45-23	W5	Blackman	38	Rb/Tarpley	8	Barkley	24	17,201
69	3/24	R	W	New Jersey	119-107	30-6	16-17	46-23	W6	Aguirre	43	Donaldson	11	Woolridge	29	9,625
70	3/26	R	L	Atlanta	112-120	30-6	16-18	46-24	L1	Aguirre	31	Tarpley	13	Wilkins	35	14,480
71	3/28	R	W	Washington	114-107	30-6	17-18	47-24	W1	Aguirre	28	Tarpley	9	M. Malone	26	11,427
72	3/29	R	W	Cleveland	101-98	30-6	18-18	48-24	W2	Blackman	38	Tarpley	14	Daugherty	19	10,233
73	3/31	H	W	L.A. Clippers	118-102	31-6	18-18	49-24	W3	Aguirre	36	Donaldson	15	White	23	17,007
74	4/3	H	W	Golden State	136-116	32-6	18-18	50-24	W4	Blackman	33	Tarpley	14	Higgins	22	17,007
75	4/4	H	W	Utah	121-107	33-6	18-18	51-24	W5	Aguirre	28	Donaldson	14	Scurry	20	17,007
76	4/6	R	L	Phoenix (Ot)	110-118	33-6	18-19	51-25	L1	Blackman	33	Donaldson	13	Nance	28	9,752
77	4/8	R	L	Utah	90-103	33-6	18-20	51-26	L2	Blackman	22	Tarpley	18	Malone	26	12,212
78	4/9	R	W	Golden State	125-100	33-6	19-20	52-26	W1	Blackman	21	Tarpley	9	Teagle	14	10,106
79	4/11	R	W	L.A. Clippers	129-100	33-6	20-20	53-26	W2	Aguir/Tarp	20	Donaldson	17	Fields	18	6,120
80	4/15	H	W	Houston	113-107	34-6	20-20	54-26	W3	Harper	31	Donaldson	15	Olajuwon	24	17,007
81	4/17	R	L	Houston	99-121	34-6	20-21	54-27	L1	Harper	28	Perkins	10	Olajuwon	29	16,279
82	4/18	H	W	Sacramento	125-121	35-6	20-21	55-27	W1	Aguirre	24	Donaldson	12	Johnson	30	17,007



1985-1986

TOP ROW L-R HEAD COACH DICK MOTTA, ASSISTANT COACH BOB WEISS, CHARLIE SITTON, UWE BLAB, JAMES DONALDSON, BILL WENNINGTON, SAM PERKINS, DETLEF SCHREMPF, DIRECTOR OF PLAYER PERSONNEL RICK SUND, GENERAL MANAGER NORM SONJU

BOTTOM ROW L-R EQUIPMENT MANAGER KYLE LEATH, BRAD DAVIS, ROLANDO BLACKMAN, JAY VINCENT, MARK AGUIRRE, DALE ELLIS, DEREK HARPER, HAROLD KEELING, TRAINER DOUG ATKINSON. DID NOT FINISH THE SEASON IN DALLAS: WALLACE BRYANT, KURT NIMPHIUS

SEASON NOTEBOOK

Won 44, lost 38 (third, Midwest)...eliminated Utah in the first-round of the playoffs 3-1, then lost to the Lakers 4-2 in the conference semifinals...the Mavericks fell short in its bid to become just the fourth team in NBA history to improve its record in five consecutive seasons...Dallas averaged 115.3 ppg, second to the Lakers, but allowed 114.2 ppg – 21st in defense...the Mavericks averaged 15.7 turnovers, the fewest in the NBA for the fourth straight year...for the second straight year Dallas led the NBA in 3-pointers made and attempted with 141-of-446...Dallas was the only team to place two scorers in the top 15: Aguirre 12th (22.6) and Blackman 15th (21.5)...Blackman made his second straight All-Star game appearance, this time before the Reunion faithful.

	G-S	Min	Avg	Fg-Att	Pct	3Fg-Att	Pct	Fi-Att	Pct	Off	Def	Reb	Avg	Ast	Avg	Pf-D	Shl	To	Blk	Pts	Avg	Hi
Aguirre	74-73	2501	33.8	668-1327	.503	16-56	.286	318-451	.705	117	268	445	6.0	339	4.6	229-6	62	252	14	1670	22.6	42
Blackman	82-81	2787	34.0	677-1318	.514	4-29	.138	404-483	.836	88	203	291	3.5	271	3.3	138-0	79	189	25	1762	21.5	46
Perkins	80-79	2626	32.8	458-910	.503	11-33	.333	307-377	.814	195	490	685	8.6	153	1.9	212-2	75	145	94	1234	15.4	32
Vincent	80-3	1994	24.9	442-919	.481	0-3	.000	222-274	.810	107	261	368	4.6	180	2.3	193-2	66	145	21	1106	13.8	31
Harper	79-39	2150	27.2	390-730	.534	12-51	.235	171-229	.747	75	151	226	2.9	416	5.3	166-1	153	144	22	963	12.2	26
Davis	82-43	1971	24.0	267-502	.532	32-89	.360	198-228	.868	26	120	146	1.8	467	5.7	174-2	57	110	15	764	9.3	23
Donaldson (Tot)	83-78	2680	32.3	256-459	.558	0-0	—	204-254	.803	171	624	795	9.6	96	1.2	189-0	28	123	139	716	8.6	20
Donaldson (Dal)	69-64	2241	32.5	213-375	.568	0-0	—	147-184	.799	143	521	664	9.6	84	1.2	156-0	23	85	110	573	8.3	20
Ellis	72-1	1086	15.1	193-470	.411	63-173	.364	59-82	.720	86	82	168	2.3	37	0.5	78-0	40	38	9	508	7.1	28
Schrenpf	64-12	969	15.1	142-315	.451	3-7	.429	110-152	.724	70	128	198	3.1	88	1.4	166-1	23	84	10	397	6.2	23
Wennington	56-3	562	10.0	72-153	.471	0-4	.000	45-62	.726	32	100	132	2.4	21	0.4	83-0	11	21	23	189	3.4	15
Blab	48-0	409	8.5	44-94	.468	0-0	—	36-67	.537	25	66	91	1.9	17	0.4	65-0	3	28	12	124	2.6	14
Keeling	20-0	75	3.8	17-39	.436	0-0	—	10-14	.714	3	3	6	0.3	10	0.5	9-0	7	7	0	44	2.2	7
Nimphius*	13-4	280	21.5	37-72	.514	0-1	.000	17-29	.586	23	37	60	4.6	14	1.1	38-1	3	13	12	91	7.0	20
Bryant*	9-8	154	17.1	11-30	.367	0-0	—	6-11	.545	9	24	33	3.7	11	1.2	26-2	3	7	2	28	3.1	7
Mavericks	82	19805	-	3631-7254	.501	141-446	.316	2050-2643	.776	1059	2454	3513	42.8	2108	25.7	1733-17	605	1289	369	9453	115.3	139
Opponents	82	19805	-	3864-7689	.503	90-311	.289	1545-2049	.754	1219	2469	3688	45.0	2381	29.0	2196-33	617	1279	423	9363	114.2	142

**CONTENT****THE ORGANIZATION****PLAYERS****THE NBA****HISTORY****RECORDS****PLAYOFFS****MEDIA****REVIEW**

No	Date	H-R	W-L	Opponent	Score			Total Record	Sk	Dallas		Opponent		Pt	Attend	
					Dal-Opp	Home Record	Road Record			Hi Scorer	Pt	Rb	Hi Scorer			Pt
1	10/26	H	W	Seattle	101-95	1-0	0-0	1-0	W1	Vincent	23	Perkins	15	Chambers	26	17,007
2	10/29	H	L	L.A. Lakers	115-133	1-1	0-0	1-1	L1	Aguirre	25	Nimphius	8	Worthy	21	17,007
3	11/1	R	L	San Antonio	107-116	1-1	0-1	1-2	L2	Blackman	29	Perkins	9	Mitchell	24	7,064
4	11/2	H	W	Sacramento	119-113	2-1	0-1	2-2	W1	Aguirre	42	Perkins	11	Thorpe	24	16,373
5	11/6	H	L	Portland	109-111	2-2	0-1	2-3	L1	Aguirre	29	Perkins	8	Drexler	28	16,455
6	11/7	R	L	Denver	99-131	2-2	0-2	2-4	L2	Harper	23	Perkins	12	English	30	12,616
7	11/9	H	L	Houston	110-115	2-3	0-2	2-5	L3	Blackman	24	Aguirre	15	Lucas	25	17,007
8	11/12	R	L	Seattle	90-109	2-3	0-3	2-6	L4	Aguirre	26	Aguirre	9	Chambers	26	6,078
9	11/13	R	W	Utah	115-100	2-3	1-3	3-6	W1	Blackman	37	Perkins	7	Dantley	17	9,430
10	11/15	H	W	New Jersey	110-98	3-3	1-3	4-6	W2	Blackman	31	Perkins	16	King	25	17,007
11	11/16	R	L	Houston	117-122	3-3	1-4	4-7	L1	Vincent	29	Perkins	10	Olajuwon	23	15,726
12	11/19	H	W	Phoenix	123-119	4-3	1-4	5-7	W1	Aguirre	36	Ma/Sp	9	Davis	34	16,344
13	11/23	H	W	Indiana	117-104	5-3	1-4	6-7	W2	Aguirre	25	Aguirre	13	Hw/Ss	18	17,007
14	11/26	H	W	Washington	112-99	6-3	1-4	7-7	W3	Harper	21	Donaldson	11	Jr/Jm	20	17,007
15	11/29	H	W	Sacramento	113-111	7-3	1-4	8-7	W4	Ma/Sp	27	Donaldson	10	Theus	23	17,007
16	11/30	H	W	L.A. Clippers	124-115	8-3	1-4	9-7	W5	Aguirre	35	Perkins	10	Nixon	24	17,007
17	12/3	R	W	Golden State	107-100	8-3	2-4	10-7	W6	Aguirre	21	Donaldson	12	Short	25	7,332
18	12/5	H	L	San Antonio	116-120	8-4	2-4	10-8	L1	Aguirre	27	Perkins	11	Gilmore	25	16,897
19	12/7	H	W	Golden State	120-110	9-4	2-4	11-8	W1	Aguirre	20	Sp/Jv	7	Jc/Ef	29	17,007
20	12/8	R	L	L.A. Lakers	119-125	9-4	2-5	11-9	L1	Aguirre	32	Donaldson	10	Scott	30	15,810
21	12/10	R	L	L.A. Clippers	118-120	9-4	2-6	11-10	L2	Blackman	30	Donaldson	13	Johnson	30	5,394
22	12/12	R	L	Houston	120-123	9-4	2-7	11-11	L3	Perkins	31	Perkins	20	Olajuwon	27	12,497
23	12/14	H	W	Denver	127-100	10-4	2-7	12-11	W1	Sp/Ds	23	Donaldson	22	Natt	23	17,007
24	12/18	R	L	Boston	117-137	10-4	2-8	12-12	L1	Blackman	21	Sp/Ds	9	Bird	35	14,890
25	12/19	R	W	Atlanta	120-108	10-4	3-8	13-12	W1	Blackman	31	Perkins	14	Wilkins	29	5,867
26	12/21	R	L	Milwaukee	107-132	10-4	3-9	13-13	L1	Blackman	27	Vincent	10	Cummings	25	10,486
27	12/22	R	L	Cleveland	105-119	10-4	3-10	13-14	L2	Schrempf	17	Perkins	8	Free	32	9,056
28	12/26	R	W	Phoenix	105-98	10-4	4-10	14-14	W1	Aguirre	24	Vincent	9	Nance	33	11,134
29	12/27	H	L	Portland (Ot)	133-142	10-5	4-10	14-15	L1	Perkins	26	Donaldson	10	Vandeweghe	30	17,007
30	1/4	H	W	Utah	119-106	11-5	4-10	15-15	W1	Aguirre	30	Perkins	13	Bailey	19	17,007
31	1/7	R	L	Denver	110-132	11-5	4-11	15-16	L1	Aguirre	22	Blab	10	English	33	9,858
32	1/10	H	W	Phoenix	117-104	12-5	4-11	16-16	W1	Aguirre	26	Blackman	11	Nance/Tho	17	17,007
33	1/11	H	W	Golden St. (Ot)	127-123	13-5	4-11	17-16	W2	Perkins	32	Donaldson	12	Short	44	17,007
34	1/13	R	W	Seattle	90-89	13-5	5-11	18-16	W3	Perkins	17	Aguirre	12	Sikma	23	5,755
35	1/15	H	L	New York	112-116	13-6	5-11	18-17	L1	Blackman	29	Perkins	13	Ewing	25	17,007
36	1/17	R	L	Utah	112-139	13-6	5-12	18-18	L2	Blackman	18	Wennington	6	Dantley	31	12,466
37	1/19	H	W	Houston	131-96	14-6	5-12	19-18	W1	Blackman	29	Perkins	11	Olajuwon	31	17,007
38	1/21	R	L	Sacramento	110-119	14-6	5-13	19-19	L1	Blackman	23	Perkins	11	Johnson	27	10,333
39	1/22	H	L	L.A. Clippers	118-131	14-7	5-13	19-20	L2	Harper	26	Donaldson	13	Johnson	22	16,141
40	1/24	H	L	Detroit	120-129	14-8	5-13	19-21	L3	Aguirre	35	Ma/Dh	7	Tripucka	32	17,007
41	1/25	R	W	San Antonio	123-107	14-8	6-13	20-21	W1	Aguirre	30	Donaldson	7	Robertson	23	9,599
42	1/27	H	W	Chicago	124-116	15-8	6-13	21-21	W2	Blackman	33	Perkins	8	Gervin	45	16,498
43	1/29	H	W	San Antonio	126-114	16-8	6-13	22-21	W3	Blackman	25	Donaldson	11	Ar/Mm	20	16,649
44	1/31	H	W	Cleveland	107-91	17-8	6-13	23-21	W4	Donaldson	17	Donaldson	11	Hinson	17	17,007
45	2/2	H	W	Utah	100-97	18-8	6-13	24-21	W5	Vincent	20	Perkins	14	Dantley	19	16,651
46	2/4	R	L	L.A. Lakers	102-110	18-8	6-14	24-22	L1	Sp/Rb	18	Donaldson	8	Aj/Mm	21	16,275
47	2/6	R	W	Portland	115-111	18-8	7-14	25-22	W1	Aguirre	29	Donaldson	14	Vandeweghe	22	12,666
48	2/11	R	W	San Antonio	121-107	18-8	8-14	26-22	W2	Blackman	31	Sp/Jd	8	Mitchell	27	6,858
49	2/12	H	W	Denver	117-110	19-8	8-14	27-22	W3	Blackman	25	Donaldson	14	Ae/Ds	19	17,007
50	2/14	R	L	Detroit	110-119	19-8	8-15	27-23	L1	Aguirre	27	Blab	7	Johnson	22	13,384
51	2/16	R	W	Chicago	120-114	19-8	9-15	28-23	W1	Blackman	28	Perkins	6	Oakley	28	12,222
52	2/17	R	W	New Jersey	126-124	19-8	10-15	29-23	W2	Blackman	42	Perkins	11	King	29	13,559
53	2/19	H	L	Milwaukee	107-124	19-9	10-15	29-24	L1	Blackman	26	Ma/Jd	8	Pressey	26	17,007
54	2/21	H	L	Houston	104-111	19-10	10-15	29-25	L2	Aguirre	28	Donaldson	18	Sampson	38	17,007
55	2/22	R	L	Denver	106-113	19-10	10-16	29-26	L3	Harper	19	Donaldson	12	Hanzlik	21	17,022
56	2/24	R	L	Houston	105-110	19-10	10-17	29-27	L4	Vincent	31	Vincent	13	Sampson	28	15,851
57	2/26	H	L	L.A. Lakers	116-119	19-11	10-17	29-28	L5	Aguirre	28	Donaldson	8	Abdul-Jabbar	25	17,007
58	2/28	H	L	Philadelphia	120-123	19-12	10-17	29-29	L6	Aguirre	34	Ma/Sp	10	Barkley	35	17,007
59	3/1	H	W	Golden State	119-110	20-12	10-17	30-29	W1	Aguirre	40	Donaldson	12	Ps/Jbc	21	17,007
60	3/3	R	W	Phoenix (2Dt)	139-138	20-12	11-17	31-29	W2	Aguirre	42	Perkins	11	Davis	31	10,135
61	3/6	R	W	L.A. Clippers	131-113	20-12	12-17	32-29	W3	Aguirre	28	Donaldson	18	Maxwell	18	8,188
62	3/7	R	L	Portland	114-125	20-12	12-18	32-30	L1	Aguirre	30	Donaldson	12	Vandeweghe	34	12,666
63	3/9	R	W	Sacramento	117-102	20-12	13-18	33-30	W1	Blackman	27	Donaldson	12	Thorpe	16	10,333
64	3/10	H	W	Boston	116-115	21-12	13-18	34-30	W2	Blackman	32	Donaldson	11	Bird	50	17,007
65	3/12	H	L	Sacramento (Dt)	120-127	21-13	13-18	34-31	L1	Blackman	46	Donaldson	16	Theus	32	16,890
66	3/14	H	W	Portland	129-118	22-13	13-18	35-31	W1	Aguirre	35	Donaldson	14	Drexler	41	17,007
67	3/15	H	W	Utah	108-98	23-13	13-18	36-31	W2	Harper	24	Donaldson	16	Dantley	16	17,007
68	3/18	H	W	San Antonio	120-113	24-13	13-18	37-31	W3	Ellis	28	Donaldson	10	Mitchell	37	16,937
69	3/20	R	W	Utah	114-107	24-13	14-18	38-31	W4	Blackman	35	Donaldson	9	Dantley	29	11,474
70	3/21	H	L	Atlanta	103-107	24-14	14-18	38-32	L1	Blackman	23	Donaldson	14	Wilkins	28	17,007
71	3/24	R	W	Indiana	126-120	24-14	15-18	39-32	W1	Aguirre	25	Ma/Jd	11	Anderson	28	14,353
72	3/26	R	L	Washington	112-120	24-14	15-19	39-33	L1	Blackman	27	Perkins	13	Robinson	21	7,582
73	3/27	R	W	New York	110-105	24-14	16-19	40-33	W1	Aguirre	38	Sp/Jd	11	Bannister	35	11,660
74	3/30	R	L	Philadelphia	113-114	24-14	16-20	40-34	L1	Blackman	24	Schrempf	14	Barkley	32	9,194
75	4/1	H	W	Phoenix	128-98	25-14	16-20	41-34	W1	Perkins	25	Donaldson	10	Nance	26	17,007
76	4/3	H	W	Denver	115-114	26-14	16-20	42-34	W2	Blackman	25	Donaldson	21	English	28	17,007
77	4/5	H	L	Seattle	109-111	26-15	16-20	42-35	L1	Aguirre	28	Donaldson	14	McDaniel	19	17,007
78	4/7	R	L	Sacramento	115-122	26-15	16-21	42-36	L2	Aguirre	24	Donaldson	10	Theus	19	10,333
79	4/8	R	L	Golden State	115-129	26-15	16-22	42-37	L3	Harper	23	Donaldson	9	Floyd	29	5,452
80	4/10	R	W	Seattle	115-109	26-15	17-22	43-37	W1	Ma/Rb	19	Donaldson	6	Pope	16	10,445
81	4/12	R	L	L.A. Clippers	108-115	26-15	17-23	43-38	L1	Vincent	20	Ds/Jd	10	Johnson	30	9,894
82	4/13	R	W	L.A. Lakers	127-104	26-15	18-23	44-38	W1	Vincent	19	Wennington	10	Scott	24	17,505



1984-1985

TOP ROW L-R HEAD COACH DICK MOTTA, GENERAL MANAGER NORM SONJU, JAY VINCENT, SAM PERKINS, WALLACE BRYANT, KURT NIMPHIUS, CHARLIE SITTON, DIRECTOR OF PLAYER PERSONNEL RICK SUND, ASSISTANT COACH BOB WEISS
BOTTOM ROW L-R EQUIPMENT MANAGER KYLE LEATH, BRAD DAVIS, ROLANDO BLACKMAN, DALE ELLIS, MARK AGUIRRE, TOM SLUBY, DEREK HARPER, TRAINER DOUG ATKINSON. DID NOT FINISH SEASON IN DALLAS: HOWARD CARTER


SEASON NOTEBOOK

Won 44, lost 38 (third, Midwest)...Dallas became just the 10th team in league history to improve on its record in at least four straight seasons...it was a "streakless" year – the longest winning streak was four straight and the longest losing streak was three in a row...for the third straight year, the Mavericks made the fewest turnovers in the NBA, this time with a then-NBA-record low of 14.4 per game...Sam Perkins made the All-Rookie Team...Dallas was 30-1 when outshooting the opponent...Dallas was the NBA's healthiest team, losing only six player-games to injury...the Mavericks carried just 11 players for most of the season...after going 31-10 at home the previous season, Dallas was 24-17 in 1984-85...11 of those losses were by 10 or more points...Dallas became the first team to have four players make at least 20 3-pointers (Brad Davis, Dale Ellis, Mark Aguirre and Derek Harper).

	G-S	Min	Avg	Fg-Att	Pct	3Fg-Att	Pct	Ft-Att	Pct	Off	Def	Reb	Avg	Ast	Avg	Pf-D	Stl	To	Blk	Pts	Avg	Hi
Aguirre	80-79	2699	33.7	794-1569	.506	27-85	.318	440-580	.759	188	289	477	6.0	249	3.1	250-3	60	253	24	2055	25.7	49
Blackman	81-80	2834	35.0	625-1230	.508	6-20	.300	342-413	.828	107	193	300	3.7	289	3.6	96-0	61	162	16	1598	19.7	36
Vincent	79-47	2543	32.2	545-1138	.479	0-4	.000	351-420	.836	185	519	704	8.9	169	2.1	226-0	48	170	22	1441	18.2	39
Perkins	82-42	2317	28.3	347-736	.471	9-36	.250	200-244	.820	189	416	605	7.4	135	1.6	236-1	63	102	63	903	11.0	29
Davis	82-82	2539	31.0	310-614	.505	47-115	.409	158-178	.888	39	154	193	2.4	581	7.1	219-1	91	123	10	825	10.1	19
Harper	82-1	2218	27.0	329-633	.520	21-61	.344	111-154	.721	47	152	199	2.4	360	4.4	194-1	144	123	37	790	9.6	22
Ellis	72-4	1314	18.3	274-603	.454	42-109	.385	77-104	.740	100	138	238	3.3	56	0.8	131-1	46	58	7	667	9.3	29
Nimphius	82-40	2010	24.5	196-434	.452	0-6	.000	108-140	.771	136	272	408	5.0	183	2.2	262-4	30	95	126	500	6.1	16
Bryant	56-35	860	15.4	67-148	.453	0-0	—	30-44	.682	74	167	241	4.3	84	1.5	110-1	21	46	24	164	2.9	14
Sluby	31-0	151	4.9	30-58	.517	0-2	.000	13-21	.619	5	7	12	0.4	16	0.5	18-0	3	11	0	73	2.4	8
Sitton	43-0	304	7.1	39-94	.415	0-2	.000	13-25	.520	24	36	60	1.4	26	0.6	50-0	7	19	6	91	2.1	8
Carter*	11-0	66	6.0	4-23	.174	0-3	.000	1-1	1.000	1	2	3	0.3	4	0.4	4-0	1	8	0	9	0.8	3
Mavericks	82	19855	-	3560-7280	.489	152-443	.343	1844-2324	.793	1095	2345	3440	42.0	2152	26.2	1796-12	575	1183	335	9116	111.2	149
Opponents	82	19855	-	3626-7200	.504	98-318	.308	1588-2080	.763	1062	2470	3532	43.1	2113	25.8	2066-17	572	1340	430	8938	109.0	141

**CONTENT****THE ORGANIZATION****PLAYERS****THE NBA****HISTORY****RECORDS****PLAYOFFS****MEDIA****REVIEW**

No	Date	H-R	W-L	Opponent	Score			Total Record	Sk	Dallas		Pt	Dallas		Opponent	
					Dal-Opp	Home Record	Road Record			Hi Scorer	Hi Rebr		Rb	Hi Scorer	Pt	Attend
1	10/27	H	L	Houston	111-121	0-1	0-0	0-1	L1	Aguirre	30	Aguirre	9	Olajuwon	24	17,007
2	10/28	H	W	L.A. Lakers	107-96	1-1	0-0	1-1	W1	Aguirre	31	Vincent	10	Abdul-Jabbar	20	17,007
3	10/30	R	L	Houston	84-106	1-1	0-1	1-2	L1	Aguirre	24	Vincent	9	Lloyd	23	16,016
4	10/31	R	W	Indiana	101-100	1-1	1-1	2-2	W1	Blackman	28	Vincent	17	Stipanovich	19	10,633
5	11/2	R	L	Philadelphia	103-107	1-1	1-2	2-3	L1	Aguirre	30	Vincent	14	Malone	26	17,007
6	11/3	H	L	Phoenix	93-105	1-2	1-2	2-4	L2	Aguirre	21	Aguirre/Vincent	10	Adams	18	16,657
7	11/6	H	W	New York	107-104	2-2	1-2	3-4	W1	Vincent	33	Nimphius	11	King	31	15,385
8	11/8	H	W	Atlanta (Ot)	112-105	3-2	1-2	4-4	W2	Aguir/Black	30	Vincent	14	Williams	22	14,219
9	11/10	H	W	Seattle	106-102	4-2	1-2	5-4	W3	Perkins	23	Perkins	10	Sikma	23	17,007
10	11/12	R	L	Utah	97-123	4-2	1-3	5-5	L1	Perkins	19	Blackman	7	Dantley	32	7,731
11	11/13	R	W	Portland	101-94	4-2	2-3	6-5	W1	Aguirre	21	Vincent	15	M. Thomp/Pax	25	12,666
12	11/15	R	L	Golden State	112-117	4-2	2-4	6-6	L1	Aguirre	33	Vincent	12	Short	40	4,625
13	11/17	H	L	Detroit	110-124	4-3	2-4	6-7	L2	Aguirre	30	Vincent	6	Trip/Thomas	24	17,007
14	11/20	H	W	Milwaukee	109-108	5-3	2-4	7-7	W1	Aguirre	24	Vincent	9	Moncrief	33	16,511
15	11/24	H	W	Houston	113-95	6-3	2-4	8-7	W2	Blackman	26	Vincent	17	Sampson	21	17,007
16	11/27	H	L	Boston	99-114	6-4	2-4	8-8	L1	Vincent	27	Vincent	15	Bird	40	17,007
17	11/29	R	L	San Antonio	116-124	6-4	2-5	8-9	L2	Ellis	29	Ellis	7	Gervin	30	7,069
18	11/30	H	W	Seattle	108-98	7-4	2-5	9-9	W1	Aguirre	26	Vincent	11	Chambers	31	16,725
19	12/5	H	L	L.A. Clippers	106-110	7-5	2-5	9-10	L1	Blackman	25	Vincent/Nimphius	8	Nixon	29	14,882
20	12/6	R	W	New York	112-83	7-5	3-5	10-10	W1	Black/Harper	18	Vincent	10	Orr	28	8,282
21	12/8	R	L	Chicago	97-99	7-5	3-6	10-11	L1	Aguirre	24	Vincent	13	Woolridge	30	13,167
22	12/12	H	W	Kansas City	116-107	8-5	3-6	11-11	W1	Aguirre	27	Vincent	11	E. Johnson	25	14,226
23	12/14	H	W	San Antonio	119-102	9-5	3-6	12-11	W2	Blackman	27	Vincent	16	Gervin	17	16,537
24	12/15	R	L	Houston	115-117	9-5	3-7	12-12	L1	Vincent	32	Vincent	9	Sampson	38	12,345
25	12/18	R	L	Milwaukee	96-110	9-5	3-8	12-13	L2	Blackman	24	Vincent	13	Cummings	29	8,671
26	12/21	R	L	Denver	93-116	9-5	3-9	12-14	L3	Aguirre	19	Vincent	7	Natt	24	7,538
27	12/22	R	W	Utah	113-96	9-5	4-9	13-14	W1	Aguirre	28	Vincent	13	Dantley	25	8,014
28	12/26	H	W	L.A. Clippers	124-118	10-5	4-9	14-14	W2	Aguirre	31	Vincent	13	Nixon	20	16,959
29	12/28	R	W	Phoenix	125-111	10-5	5-9	15-14	W3	Vincent	39	Aguirre	13	Edwards	20	13,534
30	12/29	H	L	Utah	97-99	10-6	5-9	15-15	L1	Aguirre	27	Vincent	13	Dantley	30	17,007
31	1/3	R	L	San Antonio	115-116	10-6	5-10	15-16	L2	Aguirre	22	Vincent	9	Gervin	33	7,068
32	1/5	H	W	Kansas City	135-107	11-6	5-10	16-16	W1	Aguirre	25	Perkins	12	Johnson	25	17,007
33	1/7	R	W	Seattle	102-84	11-6	6-10	17-16	W2	Davis/Black	19	Aguirre	12	Chambers	24	6,054
34	1/8	R	W	Portland	108-102	11-6	7-10	18-16	W3	Aguirre	27	Perkins	8	Paxson	29	12,666
35	1/10	R	W	Kansas City (Ot)	117-110	11-6	8-10	19-16	W4	Blackman	26	Nimphius	10	Woodson	29	4,997
36	1/11	H	L	L.A. Lakers	102-121	11-7	8-10	19-17	L1	Aguirre	28	Aguirre	8	Abdul-Jabbar	30	17,007
37	1/13	H	W	Portland	124-101	12-7	8-10	20-17	W1	Ellis	27	Nimphius	15	M. Thompson	24	17,007
38	1/15	R	W	Golden State	149-104	12-7	9-10	21-17	W2	Aguirre	25	Vincent	13	Short	33	6,247
39	1/16	R	L	Phoenix	95-98	12-7	9-11	21-18	L1	Aguirre	27	Vincent	10	Lucas	28	10,420
40	1/18	R	L	L.A. Lakers	92-110	12-7	9-12	21-19	L2	Aguirre	22	Vincent/Bryant	7	Worthy	19	17,505
41	1/19	R	W	L.A. Clippers	101-100	12-7	10-12	22-19	W1	Blackman	26	Vincent/Perkins	10	Nixon	39	9,028
42	1/23	H	W	San Antonio	122-100	13-7	10-12	23-19	W2	Blackman	27	Vincent	9	Gervin	28	17,007
43	1/24	R	L	Washington	92-93	13-7	10-13	23-20	L1	Aguirre	28	Vincent	15	Gus Williams	31	5,112
44	1/26	H	L	New Jersey	93-103	13-8	10-13	23-21	L2	Aguirre	38	Vincent	11	Richardson	24	17,007
45	1/28	H	W	Philadelphia	111-109	14-8	10-13	24-21	W1	Aguirre	49	Aguirre	9	Erving/Malone	26	17,007
46	1/31	R	L	Denver	110-121	14-8	10-14	24-22	L1	Blackman	28	Vincent	9	English	40	8,160
47	2/1	H	L	Utah	109-121	14-9	10-14	24-23	L2	Aguirre	38	Vincent	17	Griffith	30	17,007
48	2/3	H	W	Denver	114-106	15-9	10-14	25-23	W1	Vincent	24	Perkins	16	English	20	16,828
49	2/5	R	W	Atlanta (@ N.O.)	112-103	15-9	11-14	26-23	W2	Vincent	28	Perkins	8	Wilkins	36	3,127
50	2/6	H	W	Golden State	129-103	16-9	11-14	27-23	W3	Blackman	27	Nimphius	6	Smith	18	16,663
51	2/12	R	W	Cleveland	131-112	16-9	12-14	28-23	W4	Blackman	35	Nimphius/Aguirre	7	Free	26	3,557
52	2/13	R	L	Detroit	119-124	16-9	12-15	28-24	L1	Aguirre	40	Vincent	17	Tyler	25	10,183
53	2/15	H	L	Phoenix	103-126	16-10	12-15	28-25	L2	Aguirre	25	Vincent/Perkins	10	Nance	23	17,007
54	2/19	R	W	Houston	124-115	16-10	13-15	29-25	W1	Perkins	28	Vincent/Perkins	9	McCray	22	12,943
55	2/20	H	W	Portland	104-98	17-10	13-15	30-25	W2	Blackman	36	Bryant	9	Drexler	19	16,793
56	2/22	H	W	Washington	110-101	18-10	13-15	31-25	W3	Aguirre	45	Vincent/Nimphius	8	Malone	20	17,007
57	2/23	R	W	Kansas City	121-98	18-10	14-15	32-25	W4	Blackman	27	Nimphius	13	Woodson	27	6,193
58	2/26	H	L	Utah	96-103	18-11	14-15	32-26	L1	Blackman	23	Bryant	17	Griffith	31	16,778
59	3/1	H	L	Denver (Ot)	140-141	18-12	14-15	32-27	L2	Aguirre	46	Perkins	14	Evans	38	17,007
60	3/2	H	L	L.A. Lakers	106-125	18-13	14-15	32-28	L3	Aguirre	33	Perkins	11	Abdul-Jabbar	25	17,007
61	3/4	R	W	Phoenix	107-99	18-13	15-15	33-28	W1	Aguirre	27	Aguirre	10	Jones	27	11,255
62	3/5	H	W	Indiana	108-102	19-13	15-15	34-28	W2	Blackman	27	Perkins	12	Kellogg	22	16,481
63	3/8	R	L	Boston	122-133	19-13	15-16	34-29	L1	Vincent	35	Vincent/Bryant	8	Bird	32	14,890
64	3/10	R	W	New Jersey	126-113	19-13	16-16	35-29	W1	Aguirre	32	Aguir/Perk/Vinc	6	Dawkins	26	13,009
65	3/11	H	W	Seattle	103-100	20-13	16-16	36-29	W2	Aguirre	29	Aguirre	12	Chambers	26	16,794
66	3/13	H	W	Kansas City	118-100	21-13	16-16	37-29	W3	Aguirre	32	Bryant	13	Theus	25	16,963
67	3/15	H	W	Denver	127-108	22-13	16-16	38-29	W4	Aguirre	22	Perkins	10	Evans	16	17,007
68	3/16	H	L	Cleveland (Ot)	128-135	22-14	16-16	38-30	L1	Perkins	29	Perkins	16	Free	30	17,007
69	3/18	R	L	Denver	111-113	22-14	16-17	38-31	L2	Aguirre	30	Blackman	8	Natt	29	12,966
70	3/19	H	W	San Antonio	96-89	23-14	16-17	39-31	W1	Vincent	35	Vincent	10	Gervin	22	17,007
71	3/22	R	W	San Antonio	123-114	23-14	17-17	40-31	W2	Aguirre	35	Vincent	15	Gervin/Banks	20	12,015
72	3/23	H	L	Chicago	97-107	23-15	17-17	40-32	L1	Aguirre	32	Perkins	8	Johnson	31	17,007
73	3/26	H	W	Golden State	134-107	24-15	17-17	41-32	W1	Aguirre	27	Perk/Bry/Vinc	7	Floyd/Conner	21	16,997
74	3/27	R	L	Utah	101-116	24-15	17-18	41-33	L1	Aguirre	33	Perkins	9	Griffith	30	9,025
75	3/29	R	L	L.A. Lakers	115-120	24-15	17-19	41-34	L2	Aguirre	28	Perkins	10	Johnson	23	15,683
76	4/2	R	W	Golden State	127-121	24-15	18-19	42-34	W1	Aguirre	41	Bryant	12	Short	33	5,113
77	4/5	H	L	L.A. Clippers (Ot)	122-126	24-16	18-19	42-35	L1	Aguirre	32	Perkins	9	Smith	33	17,007
78	4/6	H	L	Houston (2 Ot)	127-139	24-17	18-19	42-36	L2	Vincent	23	Bryant	12	Lucas/Lloyd	28	17,007
79	4/9	R	L	Kansas City	105-117	24-17	18-20	42-37	L3	Aguirre	28	Aguirre	8	Woodson	27	3,862
80	4/11	R	W	Seattle (@ Tac)	124-80	24-17	19-20	43-37	W1	Aguirre	30	Perkins	13	Wood	22	4,272
81	4/12	R	L	Portland	111-131	24-17	19-21	43-38	L1	Vincent	21	Bryant/Vincent	9	Vandeweghe	38	12,666
82	4/14	R	W	L.A. Clippers	96-92	24-17	20-21	44-38	W1	Blackman	26	Vincent	12	Nixon/Bridge	20	10,649



1983-1984

TOP ROW L-R HEAD COACH DICK MOTTA, GENERAL MANAGER NORM SONJU, BILL GARNETT, KURT NIMPHIUS, MARK WEST, PAT CUMMINGS, JAY VINCENT, ROLANDO BLACKMAN, DIRECTOR OF PLAYER PERSONNEL RICK SUND, ASSISTANT COACH BOB WEISS

BOTTOM ROW L-R EQUIPMENT MANAGER KEITH GRANT, DALE ELLIS, DEREK HARPER, ROGER PHEGLEY, MARK AGUIRRE, JIM SPANARKEL, ELSTON TURNER, BRAD DAVIS, TRAINER DOUG ATKINSON


SEASON NOTEBOOK

Won 43, lost 39 (second, Midwest)...first winning season and first postseason action...the Mavericks took three of five from Seattle to win the club's first playoff series...Dallas lost to eventual runner-up Los Angeles 4-1 in the best-of-7 Western Conference semifinals...won first 11 at home...Mark Aguirre (29.5) was second in scoring while Rolando Blackman (22.4) finished 13th...Aguirre became the first Maverick to play in the All-Star Game...for the second straight year Dallas committed the fewest turnovers in the NBA (15.9)...Aguirre was NBA Player of the Week for Nov. 26 and Player of the Month for January...Aguirre and Blackman combined to score 65-plus points on nine occasions with Dallas winning seven of those games.

	G-S	Min	Avg	Fg-Att	Pct	3Fg-Att	Pct	Fr-Att	Pct	Off	Def	Reb	Avg	Ast	Avg	Pf-D	Stl	To	Blk	Pts	Avg	Hi
Aguirre	79-79	2900	36.7	925-1765	.524	15-56	.268	465-621	.749	161	308	469	5.9	358	4.5	246-5	80	285	22	2330	29.5	46
Blackman	81-81	3025	37.3	721-1320	.546	1-11	.091	372-458	.812	124	249	373	4.6	288	3.6	127-0	56	169	37	1815	22.4	43
Cummings	80-80	2492	31.2	452-915	.494	0-2	.000	141-190	.742	151	507	658	8.2	158	2.0	282-2	64	146	23	1045	13.1	28
Davis	81-81	2665	32.9	345-651	.530	7-38	.184	199-238	.836	41	146	187	2.3	561	6.9	218-4	94	166	13	896	11.1	24
Vincent	61-5	1421	23.3	252-579	.435	0-1	.000	168-215	.781	81	166	247	4.0	114	1.9	159-1	30	113	10	672	11.0	33
Ellis	67-2	1059	15.8	225-493	.456	12-29	.414	87-121	.719	106	144	250	3.7	56	0.8	118-0	41	78	9	549	8.2	31
Nimphius	82-46	2284	27.9	272-523	.520	1-4	.250	101-162	.623	182	331	513	6.3	176	2.1	283-5	41	98	144	646	7.9	24
Harper	82-1	1712	20.9	200-451	.443	3-26	.115	66-98	.673	53	119	172	2.1	239	2.9	143-0	95	111	21	469	5.7	19
Garnett	80-34	1529	19.1	141-299	.472	0-2	.000	129-176	.733	123	208	331	4.1	128	1.6	217-4	44	68	66	411	5.1	13
Spanarkel	7-0	54	7.7	7-16	.438	1-2	.500	9-13	.692	5	2	7	1.0	5	0.7	8-0	6	4	0	24	3.4	8
Turner	47-1	536	11.4	54-150	.360	1-9	.111	28-34	.824	42	51	93	2.0	59	1.3	40-0	26	29	0	137	2.9	12
Phegley (Tot)	13-0	87	6.7	11-35	.314	2-5	.400	4-4	1.000	2	9	11	0.8	11	0.8	11-0	1	6	0	28	2.2	9
Phegley (Dal)	10-0	76	7.6	9-31	.290	1-4	.250	2-2	1.000	2	7	9	0.9	9	0.9	10-0	1	5	0	21	2.1	9
West	34-0	202	5.9	15-42	.357	0-0	.000	7-22	.318	19	27	46	1.4	13	0.4	55-0	1	12	15	37	1.1	6
Mavericks	82	19955	-	3618-7235	.500	42-184	.228	1774-2350	.755	1090	2265	3355	40.9	2164	26.4	1906-21	579	1303	360	9052	110.4	133
Opponents	82	19955	-	3633-7282	.499	63-222	.284	1688-2198	.768	1180	2346	3526	43.0	2131	26.0	2213-23	632	1386	417	9017	110.0	141

**CONTENT****THE ORGANIZATION****PLAYERS****THE NBA****HISTORY****RECORDS****PLAYOFFS****MEDIA****REVIEW**

No	Date	H-R	W-L	Opponent	Score				Sk	Dallas		Dallas		Opponent		
					Dal-Opp	Home Record	Road Record	Total Record		Hi Scorer	Pt	Rb	Hi Scorer	Pt	Attend	
1	10/29	H	W	Phoenix	120-103	1-0	0-0	1-0	W1	Blackman	27	Aguirre	9	Macy	17	11,019
2	10/30	R	L	San Antonio	101-123	1-0	0-1	1-1	L1	Ellis	16	Kn/Ma	8	Gervin	35	8,219
3	11/1	R	W	Denver	130-124	1-0	1-1	2-1	W1	Aguirre	39	Cummings	12	Vandeweghe	28	7,864
4	11/2	H	W	Portland	123-117	2-0	1-1	3-1	W2	Aguirre	28	Aguirre	11	Paxson	23	9,197
5	11/4	R	L	Cleveland	84-105	2-0	1-2	3-2	L1	Aguirre	20	Ellis	10	Free	40	3,426
6	11/5	H	W	L.A. Lakers	107-102	3-0	1-2	4-2	W1	Aguirre	33	Aguirre	11	Abdul-Jabbar	16	17,007
7	11/9	R	L	L.A. Lakers	106-120	3-0	1-3	4-3	L1	Blackman	24	Ellis	12	Abdul-Jabbar	24	14,341
8	11/11	H	W	San Antonio	112-105	4-0	1-3	5-3	W1	Aguirre	32	Aguirre	8	Gilmore	23	13,010
9	11/12	R	L	Houston	98-100	4-0	1-4	5-4	L1	Aguirre	31	Garnett	9	Sampson	23	13,059
10	11/17	H	W	New Jersey	115-113	5-0	1-4	6-4	W1	Vincent	33	Cummings	14	King	25	10,170
11	11/19	H	W	Phoenix	116-107	6-0	1-4	7-4	W2	Cummings	25	Ellis	11	Davis	27	14,710
12	11/22	H	W	San Antonio	118-117	7-0	1-4	8-4	W3	Aguirre	32	Ma/Pc	9	Moore	21	11,220
13	11/25	H	W	Kansas City	98-96	8-0	1-4	9-4	W4	Aguirre	28	Blackman	10	S. Johnson	24	13,873
14	11/26	H	W	Golden State	115-109	9-0	1-4	10-4	W5	Aguirre	26	Cummings	9	Short	25	12,190
15	11/30	H	W	Houston	113-102	10-0	1-4	11-4	W6	Aguirre	39	Blackman	11	Sampson	22	16,538
16	12/2	R	W	L.A. Lakers	133-118	10-0	2-4	12-4	W7	Aguirre	42	Cummings	11	Wilkes	21	16,044
17	12/3	H	W	Chicago	110-100	11-0	2-4	13-4	W8	Aguirre	32	Ma/Kn	7	Qd/Rt	21	15,201
18	12/6	R	L	Kansas City	103-112	11-0	2-5	13-5	L1	Aguirre	38	Aguirre	11	Olberding	26	6,033
19	12/7	H	L	Washington	112-114	11-1	2-5	13-6	L2	Aguirre	30	Garnett	8	Ruland	35	10,863
20	12/9	R	L	Seattle	124-132	11-1	2-6	13-7	L3	Aguirre	29	Blackman	8	Sikma	26	9,114
21	12/10	R	W	Golden State (Dt)	126-123	11-1	3-6	14-7	W1	Aguirre	40	Ma/Rb	9	Carroll	27	8,281
22	12/11	R	L	San Diego	116-118	11-1	3-7	14-8	L1	Aguirre	40	Cummings	12	Nixon	35	3,152
23	12/14	H	W	Indiana	117-109	12-1	3-7	15-8	W1	Aguirre	30	Cummings	11	Kellogg	25	10,239
24	12/16	R	L	Milwaukee	105-110	12-1	3-8	15-9	L1	Aguirre	30	Aguirre	11	Lanier	25	9,876
25	12/17	R	L	Chicago	84-102	12-1	3-9	15-10	L2	Aguirre	20	West	6	Dailey	20	8,912
26	12/20	R	L	Detroit	104-116	12-1	3-10	15-11	L3	Aguirre	34	Ma/De	6	Long	27	7,553
27	12/22	R	L	New Jersey	98-101	12-1	3-11	15-12	L4	Aguirre	35	Cummings	9	A. King	19	10,536
28	12/27	R	L	Atlanta	109-112	12-1	3-12	15-13	L5	Aguirre	32	Pc/Kn	9	Wilkins	23	6,159
29	12/28	H	W	San Diego	109-92	13-1	3-12	16-13	W1	Aguirre	30	Nimphius	12	Cummings	28	12,454
30	12/30	H	L	Boston (Dt)	109-114	13-2	3-12	16-14	L1	Blackman	34	Cummings	11	Bird	36	17,007
31	1/3	R	W	Houston	119-117	13-2	4-12	17-14	W1	Aguirre	37	Ma/Pc	10	Sampson	27	9,174
32	1/4	H	W	Seattle	105-102	14-2	4-12	18-14	W2	Aguirre	29	Nimphius	9	Wood	25	11,315
33	1/6	R	W	San Diego	123-106	14-2	5-12	19-14	W3	Aguirre	38	Cummings	10	Kelser	37	5,402
34	1/7	R	L	Denver	117-141	14-2	5-13	19-15	L1	Aguirre	31	Kn/Jv	9	English	28	11,865
35	1/10	R	L	Kansas City	102-112	14-2	5-14	19-16	L2	Aguirre	24	Nimphius	15	Woodson	27	5,608
36	1/11	H	W	Utah	117-102	15-2	5-14	20-16	W1	Aguirre	41	Nimphius	14	Dantley	22	12,308
37	1/13	H	W	Portland	113-110	16-2	5-14	21-16	W2	Blackman	26	Cummings	18	Paxson	24	17,007
38	1/15	H	W	Denver	126-107	17-2	5-14	22-16	W3	Aguirre	25	Cummings	12	Vandeweghe	24	16,039
39	1/17	R	L	Portland	114-121	17-2	5-15	22-17	L1	Blackman	37	Nimphius	8	Natt	31	12,866
40	1/18	R	L	Seattle (@ Tac)	107-114	17-2	5-16	22-18	L2	Aguirre	25	Cummings	8	Gw/Js	24	13,684
41	1/20	H	L	Utah	113-120	17-3	5-16	22-19	L3	Aguirre	33	Cummings	14	Dantley	46	16,919
42	1/21	R	W	Indiana	118-111	17-3	6-16	23-19	W1	Blackman	32	Aguirre	10	Williams	30	8,844
43	1/24	R	W	Utah (@ LV)	123-115	17-3	7-16	24-19	W2	Aguirre	32	Cummings	12	Griffith	28	7,752
44	1/25	H	W	Golden State (Dt)	112-110	18-3	7-16	25-19	W3	Aguirre	31	Cummings	10	Short	26	11,774
45	2/1	H	L	New York	98-105	18-4	7-16	25-20	L1	Aguirre	27	Nimphius	14	King	50	14,209
46	2/2	R	L	Houston	107-123	18-4	7-17	25-21	L2	Blackman	25	Ma/Pc	5	Sampson	34	11,345
47	2/3	H	L	Denver	111-114	18-5	7-17	25-22	L3	Aguirre	28	Cummings	13	Vandeweghe	34	15,292
48	2/5	R	L	Seattle	96-104	18-5	7-18	25-23	L4	Aguirre	37	4 Players	7	Sikma	32	8,483
49	2/7	R	L	Portland	85-101	18-5	7-19	25-24	L5	Aguirre	42	Rb/Mw	6	Carr	23	12,666
50	2/8	R	W	Denver	120-114	18-5	8-19	26-24	W1	Blackman	27	Blackman	11	Vandeweghe	41	8,844
51	2/10	H	W	Kansas City	115-96	19-5	8-19	27-24	W2	Aguirre	30	Ellis	10	E. Johnson	29	13,854
52	2/11	R	L	Phoenix	89-108	19-5	8-20	27-25	L1	Aguirre	27	Pc/Bg	8	Edwards	25	11,611
53	2/15	H	W	Philadelphia (2 Dt)	119-116	20-5	8-20	28-25	W1	Aguirre	33	Kn/Pc	8	Toney	29	17,007
54	2/17	H	W	Phoenix	129-123	21-5	8-20	29-25	W2	Aguirre	42	Cummings	7	Edwards	29	12,882
55	2/18	H	L	Detroit	115-120	21-6	8-20	29-26	L1	Aguirre	38	Ellis	10	Kt/It	26	17,007
56	2/22	H	W	Houston	112-106	22-6	8-20	30-26	W1	Blackman	33	Cummings	11	Lloyd	24	14,319
57	2/24	H	L	Milwaukee	88-95	22-7	8-20	30-27	L1	Blackman	27	Cummings	7	Moncrief	18	17,007
58	2/25	R	W	Utah	97-95	22-7	9-20	31-27	W1	Aguirre	28	Cummings	8	Dantley	36	12,678
59	2/28	R	W	San Antonio	116-104	22-7	10-20	32-27	W2	Aguirre	33	Cummings	14	Mitchell	44	7,583
60	2/29	H	L	Seattle (2 Dt)	124-127	22-8	10-20	32-28	L1	Aguirre	39	Vincent	10	Williams	25	13,166
61	3/2	H	W	Kansas City	108-94	23-8	10-20	33-28	W1	Aguirre	28	Aguirre	8	Johnson	17	13,010
62	3/3	R	L	Kansas City	103-105	23-8	10-21	33-29	L1	Aguirre	26	Cummings	8	Johnson	30	8,776
63	3/7	H	W	Cleveland	115-103	24-8	10-21	34-29	W1	Blackman	22	Cummings	7	Robinson	14	11,558
64	3/9	H	L	L.A. Lakers (2 Dt)	120-121	24-9	10-21	34-30	L1	Aguirre	38	Cummings	13	Abdul-Jabbar	32	17,007
65	3/10	H	W	Golden State	120-103	25-9	10-21	35-30	W1	Blackman	43	Nimphius	12	Carroll	23	16,436
66	3/13	R	L	San Antonio (2 Dt)	131-137	25-9	10-22	35-31	L1	Aguirre	29	Ma/Pc	10	Gervin	34	8,315
67	3/14	H	W	San Diego	105-101	26-9	10-22	36-31	W1	Aguirre	27	Nimphius	10	Nixon	28	13,444
68	3/17	R	L	Utah	103-118	26-9	10-23	36-32	L1	Blackman	29	Cummings	11	Dantley	40	12,699
69	3/21	H	W	Atlanta	102-101	27-9	10-23	37-32	W1	Blackman	30	Cummings	9	Roundfield	20	17,007
70	3/23	H	W	Houston	116-104	28-9	10-23	38-32	W2	Aguirre	28	Cummings	8	Sampson	20	17,007
71	3/24	H	W	Denver	119-101	29-9	10-23	39-32	W3	Aguirre	46	Pc/De	8	English	31	17,007
72	3/27	R	L	New York	88-97	29-9	10-24	39-33	L1	Aguirre	27	Ma/Pc	9	Cartwright	38	11,348
73	3/28	R	L	Boston	107-114	29-9	10-25	39-34	L2	Aguirre	28	Cummings	14	Bird	23	14,890
74	3/30	R	L	Philadelphia	110-118	29-9	10-26	39-35	L3	Aguirre	26	Bg/Pc	10	Erving	29	15,111
75	4/1	R	L	Washington	98-102	29-9	10-27	39-36	L4	Aguirre	35	Cummings	11	Ruland	29	6,117
76	4/3	H	L	Portland	88-91	29-10	10-27	39-37	L5	Aguirre	23	Ellis	11	Paxson	22	14,468
77	4/6	H	W	San Antonio	131-118	30-10	10-27	40-37	W1	Blackman	32	Kn/Pc	10	Mitchell	35	14,575
78	4/7	H	W	Utah	109-100	31-10	10-27	41-37	W2	Blackman	32	Garnett	9	Dantley	35	17,007
79	4/10	R	W	San Diego	116-114	32-10	10-27	42-37	W3	Aguirre	34	Cummings	14	Nixon	25	4,262
80	4/12	R	L	Phoenix	118-119	32-10	10-28	42-38	L1	Aguirre	34	Cummings	8	Adams	25	9,576
81	4/13	R	W	L.A. Lakers	104-103	32-10	11-28	43-38	W1	Ma/Jv	20	Cummings	16	Abdul-Jabbar	32	14,685
82	4/15	R	L	Golden State	96-98	32-10	11-29	43-39	L1	Ellis	31	Turner	8	Short	17	6,733



1982-1983

TOP ROW L-R HEAD COACH DICK MOTTA, GENERAL MANAGER NORM SONJU, CORNY THOMPSON, BILL GARNETT, KURT NIMPHIUS, PAT CUMMINGS, JAY VINCENT, DIRECTOR OF PLAYER PERSONNEL RICK SUND, ASSISTANT COACH BOB WEISS
BOTTOM ROW L-R EQUIPMENT MANAGER KEITH GRANT, KELVIN RANSEY, JIM SPANARKEL, MARK AGUIRRE, ALLAN BRISTOW, ROLANDO BLACKMAN, ELSTON TURNER, BRAD DAVIS, TRAINER DOUG ATKINSON. DID NOT FINISH THE SEASON IN DALLAS: SCOTT LLOYD


SEASON NOTEBOOK

Won 38, lost 44 (fourth, Midwest)...10-game increase in wins over 1981-82 represented the third-best improvement in the league...Aguirre (24.4 ppg) was sixth-best in the NBA...Davis was one of six players to place among the top 10 in three different statistical categories...he finished eighth in field goal percentage (57.2%), 10th in assists (7.2 apg) and sixth in free throw percentage (84.5%)...Dallas experienced a 25% jump in attendance over the previous season...Dick Motta became the fifth NBA coach to log 600 career wins on January 18th at Golden State...Dallas was just 1-30 when trailing after three quarters of play.

	G-S	Min	Avg	Fg-Att	Pct	3Fg-Att	Pct	Ft-Att	Pct	Off	Def	Reb	Avg	Ast	Avg	Pf-D	Stl	To	Blk	Pts	Avg	Hi
Aguirre	81-75	2784	34.4	767-1589	.483	16-76	.211	429-589	.728	191	317	508	6.3	332	4.1	247-5	80	261	26	1979	24.4	44
Vincent	81-73	2726	33.7	622-1272	.489	0-3	.000	269-343	.784	217	375	592	7.3	212	2.6	295-4	70	188	45	1513	18.7	32
Blackman	75-62	2349	31.3	513-1042	.492	3-15	.200	297-381	.780	108	185	293	3.9	185	2.5	116-0	37	118	29	1326	17.7	38
Cummings	81-71	2317	28.6	433-878	.493	0-1	.000	148-196	.755	225	443	668	8.2	144	1.8	296-9	57	162	35	1014	12.5	27
Davis	79-78	2323	29.4	359-628	.572	11-43	.256	186-220	.845	34	164	198	2.5	565	7.2	176-2	80	143	11	915	11.6	21
Ransey	76-4	1607	21.1	343-746	.460	2-16	.125	152-199	.764	44	103	147	1.9	280	3.7	109-1	58	129	4	840	11.1	35
Garnett	75-13	1411	18.8	170-319	.533	0-3	.000	129-174	.741	141	265	406	5.4	103	1.4	245-3	48	81	70	469	6.3	15
Spanarkel	48-4	722	15.0	91-197	.462	2-10	.200	88-113	.779	27	57	84	1.8	78	1.6	59-0	27	55	3	272	5.7	18
Nimphius	81-12	1515	18.7	174-355	.490	1-1	1.000	77-140	.550	157	247	404	5.0	115	1.4	287-11	24	66	111	426	5.3	20
Turner	59-16	879	14.9	96-238	.403	2-3	.667	20-30	.667	68	84	152	2.6	88	1.5	75-0	47	59	0	214	3.6	14
Bristow	37-0	371	10.0	44-99	.444	6-13	.462	10-14	.714	24	35	59	1.6	70	1.9	46-0	6	31	1	104	2.8	10
Thompson	44-2	520	11.8	43-137	.314	0-0	.000	36-46	.783	41	79	120	2.7	34	0.8	92-0	12	31	7	122	2.8	9
Lloyd*	15-0	206	13.7	19-50	.380	0-0	.000	11-17	.647	19	27	46	3.1	21	1.4	24-0	6	6	6	49	3.3	12
Mavericks	82	19730	-	3674-7550	.487	43-185	.232	1852-2462	.752	1296	2381	3677	44.8	2227	27.2	2067-35	552	1348	348	9243	112.7	149
Opponents	82	19730	-	3758-7481	.502	53-202	.262	1708-2347	.728	1217	2433	3650	44.5	2291	27.9	2227-39	607	1383	562	9277	113.1	140

**CONTENT****THE ORGANIZATION****PLAYERS****THE NBA****HISTORY****RECORDS****PLAYOFFS****MEDIA****REVIEW**

No	Date	H-R	W-L	Opponent	Score	Home Record	Road Record	Total Record	Sk	Dallas Hi Scorer	Pt	Dallas Hi Rebr	Rb	Opponent Hi Scorer	Pt	Attend
1	10/29	R	W	Denver	125-117	0-0	1-0	1-0	W1	Blackman	26	Cummings	8	Vandeweghe	32	12,099
2	10/30	H	L	Utah	123-128	0-1	1-0	1-1	L1	Aguirre	30	Pc/Jv	7	Dantley	36	9,203
3	11/2	R	W	Houston	113-103	0-1	2-0	2-1	W1	Rb/Jv	19	Bristow	6	C. Jones	21	8,491
4	11/3	H	W	Houston	102-101	1-1	2-0	3-1	W2	Aguirre	20	Cummings	8	Brant	20	7,798
5	11/5	R	W	Kansas City	118-113	1-1	3-0	4-1	W3	Blackman	23	Garnett	11	S. Johnson	26	7,357
6	11/6	H	L	Phoenix	100-112	1-2	3-0	4-2	L1	Cummings	20	Cummings	16	Johnson	22	12,780
7	11/10	H	L	Seattle	91-94	1-3	3-0	4-3	L2	Vincent	19	Cummings	11	Williams	24	9,813
8	11/12	R	L	Boston	110-118	1-3	3-1	4-4	L3	Ma/Rb	21	Nimphius	6	Bird	26	(C) 15,320
9	11/13	H	L	Denver	130-140	1-4	3-1	4-5	L4	Aguirre	28	Sl/Kr	8	English	40	10,283
10	11/17	H	W	L.A. Lakers	118-117	2-4	3-1	5-5	W1	Blackman	24	Cummings	17	Abdul-Jabbar	22	(C) 17,134
11	11/20	H	L	Kansas City	120-127	2-5	3-1	5-6	L1	Aguirre	33	Cummings	13	Drew	27	9,911
12	11/24	H	W	Chicago	133-127	3-5	3-1	6-6	W1	Blackman	27	Ma/Jv	9	Woolridge	34	9,594
13	11/27	H	L	San Antonio	106-107	3-6	3-1	6-7	L1	Cummings	22	Cummings	9	Gervin	45	15,517
14	11/30	R	W	Denver	140-129	3-6	4-1	7-7	W1	Aguirre	37	Garnett	11	English	34	8,799
15	12/2	H	W	Golden State	110-100	4-6	4-1	8-7	W2	Aguirre	27	Blackman	7	Short	40	7,678
16	12/4	H	L	Washington	105-115	4-7	4-1	8-8	L1	Aguirre	30	Blackman	9	Ballard	25	10,842
17	12/7	R	L	San Antonio	92-106	4-7	4-2	8-9	L2	Aguirre	27	Cummings	10	Gervin	26	7,940
18	12/8	H	W	Seattle	110-94	5-7	4-2	9-9	W1	Blackman	26	Cummings	11	Sikma	21	10,063
19	12/10	R	W	Detroit	122-121	5-7	5-2	10-9	W2	Vincent	30	Garnett	15	Laimbeer	24	8,113
20	12/11	H	W	San Diego	124-118	6-7	5-2	11-9	W3	Blackman	27	Cummings	12	Brooks	25	9,139
21	12/14	R	L	Golden State	113-122	6-7	5-3	11-10	L1	Blackman	31	Pc/Jv	12	Short	33	5,737
22	12/16	R	L	Seattle	93-103	6-7	5-4	11-11	L2	Vincent	21	Cummings	15	Thompson	18	9,116
23	12/18	R	L	Portland	105-108	6-7	5-5	11-12	L3	Aguirre	26	Garnett	8	Natt	22	(C) 12,666
24	12/19	R	L	L.A. Lakers	108-110	6-7	5-6	11-13	L4	Aguirre	20	Garnett	15	Abdul-Jabbar	33	14,094
25	12/21	R	W	San Diego	121-118	6-7	6-6	12-13	W1	Aguirre	28	Cummings	9	Chambers	28	2,436
26	12/23	R	L	Phoenix	106-125	6-7	6-7	12-14	L1	Aguirre	29	Nimphius	8	Lucas	33	10,261
27	12/29	H	L	Philadelphia (Ot)	116-126	6-8	6-7	12-15	L2	Aguirre	34	Vincent	15	Malone	32	(C) 17,134
28	12/30	R	L	Milwaukee	99-111	6-8	6-8	12-16	L3	Vincent	19	Vincent	8	Johnson	32	(C) 11,052
29	1/1	R	L	New Jersey	105-111	6-8	6-9	12-17	L4	Aguirre	25	Jv/Pc	9	Johnson	21	10,157
30	1/4	R	L	Washington	84-92	6-8	6-10	12-18	L5	Aguirre	21	Vincent	9	Mahom	23	6,648
31	1/5	H	W	San Antonio	136-131	7-8	6-10	13-18	W1	Blackman	38	Vincent	10	Gilmore	26	10,008
32	1/7	R	L	Atlanta	102-110	7-8	6-11	13-19	L1	Aguirre	28	Cummings	11	Roundfield	32	4,953
33	1/8	H	L	Boston	110-114	7-9	6-11	13-20	L2	Aguirre	32	Vincent	10	Lb/Rp	28	(C) 17,134
34	1/11	R	L	San Antonio	101-109	7-9	6-12	13-21	L3	Aguirre	33	Ma/Pc	10	Banks	26	8,224
35	1/12	H	W	San Diego	112-110	8-9	6-12	14-21	W1	Aguirre	35	Vincent	8	Cummings	23	8,019
36	1/14	H	W	Denver	149-139	9-9	6-12	15-21	W2	Blackman	31	Cummings	12	English	34	11,015
37	1/15	R	L	Utah	105-107	9-9	6-13	15-22	L1	Aguirre	32	Aguirre	10	Griffith	32	7,541
38	1/18	R	W	Golden State	112-102	9-9	7-13	16-22	W1	Aguirre	30	Cummings	12	Short	30	6,163
39	1/20	H	W	Portland	121-112	10-9	7-13	17-22	W2	Vincent	32	Vincent	10	Natt	34	9,028
40	1/22	H	W	Utah	126-88	11-9	7-13	18-22	W3	Vincent	21	Garnett	18	Eaves	18	11,436
41	1/25	R	W	Indiana	134-126	11-9	8-13	19-22	W4	Aguirre	43	Cummings	11	Carter	42	2,994
42	1/26	R	W	Kansas City	125-115	11-9	9-13	20-22	W5	Aguirre	35	Aguirre	11	Ld/Mw	20	5,156
43	1/28	H	L	New Jersey	110-115	11-10	9-13	20-23	L1	Ransy	35	Vincent	11	Williams	22	14,371
44	1/29	H	W	Houston	119-113	12-10	9-13	21-23	W1	Blackman	23	Cummings	14	Leavell	29	12,033
45	2/2	H	W	L.A. Lakers	122-120	13-10	9-13	22-23	W2	Aguirre	31	Vincent	15	Abdul-Jabbar	34	(C) 17,134
46	2/4	H	L	New York	101-120	13-11	9-13	22-24	L1	Aguirre	26	Ma/Jv/Bd	5	Cartwright	27	13,110
47	2/6	R	W	Portland	112-105	13-11	10-13	23-24	W1	Aguirre	44	Nimphius	9	Paxson	27	(C) 12,666
48	2/8	R	W	Phoenix	112-100	13-11	11-13	24-24	W2	Aguirre	28	Ma/Kn	10	W. Davis	21	11,037
49	2/9	H	W	Detroit	122-113	14-11	11-13	25-24	W3	Vincent	29	Cummings	13	Trippuca	35	11,464
50	2/16	R	L	Cleveland	96-99	14-11	11-14	25-25	L1	Aguirre	29	Vincent	12	Cr/Free	23	3,587
51	2/17	H	L	L.A. Lakers	110-127	14-12	11-14	25-26	L2	Aguirre	22	Vincent	9	Abdul-Jabbar	32	(C) 17,134
52	2/19	H	W	Atlanta	122-100	15-12	11-14	26-26	W1	Blackman	33	Aguirre	13	Roundfield	15	13,818
53	2/20	R	L	Chicago	111-124	15-12	11-15	26-27	L1	Aguirre	30	Cummings	10	Theus	25	9,144
54	2/22	R	L	New York	106-108	15-12	11-16	26-28	L2	Ma/Jv	25	Vincent	8	Cartwright	20	7,638
55	2/23	R	L	Philadelphia	101-133	15-12	11-17	26-29	L3	Aguirre	30	Pc/Kn	9	Erving	24	14,223
56	2/25	H	W	Portland	133-117	16-12	11-17	27-29	W1	Aguirre	27	Garnett	11	Carr	19	11,794
57	2/26	H	W	Kansas City	118-107	17-12	11-17	28-29	W2	Vincent	23	Ma/Et	9	Woodson	28	14,039
58	3/1	R	W	Houston	123-115	17-12	12-17	29-29	W3	Vincent	27	Vincent	11	Teagle	24	7,346
59	3/2	H	W	Seattle	108-105	18-12	12-17	30-29	W4	Vincent	24	Cummings	20	Williams	38	11,194
60	3/4	H	L	Milwaukee	102-108	18-13	12-17	30-30	L1	Aguirre	35	Vincent	9	Moncrief	31	(C) 17,134
61	3/5	H	L	Cleveland	91-98	18-14	12-17	30-31	L2	Vincent	18	Vincent	17	Free	25	11,358
62	3/8	H	W	Phoenix	120-99	19-14	12-17	31-31	W1	Vincent	22	Aguirre	11	Nance	18	9,529
63	3/9	R	L	Kansas City	113-129	19-14	12-18	31-32	L1	Aguirre	37	Cummings	10	E. Johnson	29	11,556
64	3/11	R	L	Utah	110-119	19-14	12-19	31-33	L2	Aguirre	30	Aguirre	9	Griffith	22	10,338
65	3/13	H	W	San Diego	111-102	20-14	12-19	32-33	W1	Vincent	23	Aguirre	9	Chambers	23	10,976
66	3/15	R	W	Houston	123-110	20-14	13-19	33-33	W2	Aguirre	29	Garnett	13	Leavell	22	7,030
67	3/17	H	W	Indiana	120-105	21-14	13-19	34-33	W3	Blackman	24	Pc/Rb	11	Knight	27	10,236
68	3/19	R	L	Phoenix (Ot)	112-115	21-14	13-20	34-34	L1	Vincent	30	Aguirre	13	W. Davis	24	13,181
69	3/20	R	L	L.A. Lakers	110-117	21-14	13-21	34-35	L2	Aguirre	33	Vincent	15	Abdul-Jabbar	33	(C) 17,505
70	3/22	H	W	Golden State	111-102	22-14	13-21	35-35	W1	Blackman	25	Cummings	13	Carroll	34	9,978
71	3/24	R	W	San Diego	118-113	22-14	14-21	36-35	W2	Blackman	23	Ma/Rb	6	Cummings	26	3,103
72	3/26	H	L	Kansas City	111-114	22-15	14-21	36-36	L1	Ransy	23	Aguirre	11	Drew	25	14,574
73	3/29	R	L	Golden State	106-109	22-15	14-22	36-37	L2	Aguirre	31	Vincent	8	Carroll	28	5,972
74	3/30	R	L	Utah	103-117	22-15	14-23	36-38	L3	Aguirre	13	Nimphius	15	Green	27	8,581
75	4/1	R	L	Seattle	95-101	22-15	14-24	36-39	L4	Cummings	27	Cummings	10	Williams	28	12,782
76	4/2	R	L	Portland	98-110	22-15	14-25	36-40	L5	Vincent	24	Cummings	10	Natt	27	(C) 12,666
77	4/6	H	L	Houston	99-101	22-16	14-25	36-41	L6	Aguirre	26	Aguirre	13	C. Jones	25	8,495
78	4/8	H	L	Denver	115-132	22-17	14-25	36-42	L7	Ransy	19	Nimphius	11	English	29	10,878
79	4/9	R	W	San Antonio	122-111	22-17	15-25	37-42	W1	Aguirre	27	Ma/Jv	8	Mitchell	32	10,639
80	4/13	H	W	Utah	106-99	23-17	15-25	38-42	W2	Aguirre	19	Pc/Jv/Kn	8	Griffith	28	9,932
81	4/15	R	L	Denver	126-137	23-17	15-26	38-43	L1	Aguirre	31	Cummings	11	Vandeweghe	35	15,039
82	4/16	H	L	San Antonio	120-132	23-18	15-26	38-44	L2	Aguirre	28	Cummings	13	Gervin	40	14,453



1981-1982

TOP ROW L-R GENERAL MANAGER NORM SONJU, CLARENCE KEA, SCOTT LLOYD, KURT NIMPHIUS, WAYNE COOPER, TOM LAGARDE, ALLAN BRISTOW, JAY VINCENT, HEAD COACH DICK MOTTA

MIDDLE ROW L-R DIRECTOR OF PLAYER PERSONNEL RICK SUND, TRAINER DOUG ATKINSON, JIM SPANARKEL, ELSTON TURNER, ROLANDO BLACKMAN, MARK AGUIRRE, EQUIPMENT MANAGER KEITH GRANT, ASSISTANT COACH BOB WEISS

BOTTOM ROW BRAD DAVIS. DID NOT FINISH THE SEASON IN DALLAS: OLIVER MACK

SEASON NOTEBOOK

Won 28, lost 54 (fifth, Midwest)...13-game increase in wins over 1980-81 represented fourth-largest improvement in the league...Vincent was 15th in the NBA in scoring and a unanimous First Team All-Rookie squad choice by the NBA coaches...Aguirre, Blackman and Turner all received All-Rookie Team votes...49 of 82 games (60%) were decided by eight points or less...Vincent became the first Maverick to win an NBA Player of the Week award on Feb. 15...the Mavericks had a 22% increase in attendance over their inaugural season...Brad Davis started all 82 games.

	G-S	Min	Avg	Fg-Att	Pct	3fg-Att	Pct	Ft-Att	Pct	Off	Def	Reb	Avg	Ast	Avg	Pf-D	Stl	To	Blk	Pts	Avg	Hi
Vincent	81-62	2626	32.4	719-1448	.497	1-4	.250	293-409	.716	182	383	565	7.0	176	2.2	308-8	89	194	22	1732	21.4	41
Aguirre	51-20	1468	28.8	381-820	.465	25-71	.352	168-247	.680	89	160	249	4.9	164	3.2	152-0	37	135	22	955	18.7	42
Blackman	82-16	1979	24.1	439-855	.513	1-4	.250	212-276	.768	97	157	254	3.1	105	1.3	122-0	46	113	30	1091	13.3	27
Davis	82-82	2614	31.9	397-771	.515	14-49	.286	185-230	.804	35	191	226	2.8	509	6.2	218-5	73	159	6	993	12.1	32
Spanarkel	82-1	1755	21.4	270-564	.479	8-24	.333	279-327	.853	99	111	210	2.6	206	2.5	140-0	86	111	9	827	10.1	24
Cooper	76-38	1818	23.9	281-669	.420	1-8	.125	119-160	.744	200	350	550	7.2	115	1.5	285-10	37	88	106	682	9.0	22
Turner	80-62	1996	25.0	282-639	.441	0-4	.000	97-138	.703	143	158	301	3.8	189	2.4	182-1	75	116	2	661	8.3	19
Bristow	82-54	2035	24.8	218-499	.437	3-18	.167	134-164	.817	119	220	339	4.1	448	5.5	222-2	65	165	6	573	7.0	16
LaGarde	47-28	909	19.3	113-269	.420	0-2	.000	86-166	.518	63	147	210	4.5	49	1.0	138-3	17	82	17	312	6.6	18
Nimphius	63-27	1085	17.2	137-297	.461	0-0	—	63-108	.583	92	203	295	4.7	61	1.0	190-5	17	56	82	337	5.3	20
Lloyd	74-17	1047	14.1	108-285	.379	2-4	.500	69-91	.758	60	103	163	2.2	67	0.9	175-6	15	59	7	287	3.9	15
Kea	35-0	248	7.1	26-49	.531	0-0	—	29-42	.690	26	35	61	1.7	14	0.4	55-0	4	16	3	81	2.3	10
Mack*	13-3	150	11.5	19-59	.322	0-2	.000	6-8	.750	8	10	18	1.4	14	1.1	6-0	5	4	1	44	3.4	12
Mavericks	82	19730	-	3390-7224	.469	55-190	.289	1740-2366	.735	1213	2228	3441	42.0	2117	25.8	2193-40	566	1317	313	8575	104.6	133
Opponents	82	19730	-	3530-6953	.508	31-138	.225	1847-2491	.741	1108	2361	3469	42.3	1984	24.2	2243-23	643	1370	509	8938	109.0	139

**CONTENT****THE ORGANIZATION****PLAYERS****THE NBA****HISTORY****RECORDS****PLAYOFFS****MEDIA****REVIEW**

No	Date	H-R	W-L	Score Opponent	Home Dal-Opp	Road Record	Total Record	Dallas			Dallas			Opponent		
								Record	Sk	Hi Scorer	Pt	Hi Rebr	Rb	Hi Scorer	Pt	Attend
1	10/30	R	L	Utah	89-105	0-0	0-1	0-1	L1	Aguirre	19	Aguirre	11	Dantley	39	6,709
2	10/31	H	W	Kansas City	95-89	1-0	0-1	1-1	W1	Aguirre	14	Cooper	11	Drew	16	7,865
3	11/3	H	L	Cleveland	110-125	1-1	0-1	1-2	L1	Aguirre	27	Lloyd	8	Mitchell	33	6,981
4	11/5	R	L	Phoenix	93-121	1-1	0-2	1-3	L2	Blackman	19	Cooper	8	Macy	20	10,173
5	11/6	H	L	New York	95-104	1-2	0-2	1-4	L3	Blackman	21	TV/SI	7	Russell	29	9,708
6	11/8	R	L	L.A. Lakers	111-121	1-2	0-3	1-5	L4	Aguirre	23	LaGarde	11	Johnson	24	9,870
7	11/10	R	L	Portland	95-117	1-2	0-4	1-6	L5	Aguirre	17	Nimphius	8	Paxson	21	12,666
8	11/11	R	L	Seattle	79-107	1-2	0-5	1-7	L6	Aguirre	25	Jv/TV	7	Shelton	18	10,148
9	11/14	H	L	Golden State	112-118	1-3	0-5	1-8	L7	Aguirre	42	Ma/Wc	8	Free	27	9,540
10	11/17	H	L	San Antonio	105-112	1-4	0-5	1-9	L8	Aguirre	24	Ma/Wc	7	Gervin	38	7,858
11	11/20	H	L	Seattle	89-90	1-5	0-5	1-10	L9	Aguirre	22	LaGarde	14	Williams	22	8,059
12	11/21	H	L	Phoenix	88-110	1-6	0-5	1-11	L10	Aguirre	20	LaGarde	11	Robinson	27	8,268
13	11/24	H	L	L.A. Lakers	110-125	1-7	0-5	1-12	L11	Vincent	20	Vincent	13	Abdul-Jabbar	25	14,266
14	11/25	R	L	Denver	133-139	1-7	0-6	1-13	L12	Aguirre	31	LaGarde	8	English	25	8,533
15	11/28	H	W	New Jersey	111-107	2-7	0-6	2-13	W1	Spanarkel	20	LaGarde	10	Birdsong	37	9,287
16	12/2	R	L	Utah	103-114	2-7	0-7	2-14	L1	Aguirre	34	LaGarde	10	Dantley	36	5,257
17	12/3	R	L	San Diego	111-113	2-7	0-8	2-15	L2	Aguirre	36	TV/Ma	7	P. Smith	24	3,293
18	12/5	H	W	Denver	109-105	3-7	0-8	3-15	W1	Aguirre	26	Turner	8	English	32	7,620
19	12/8	H	W	Utah	128-103	4-7	0-8	4-15	W2	Aguirre	24	Nimphius	10	Dantley	34	6,895
20	12/9	R	L	Kansas City (Ot)	109-113	4-7	0-9	4-16	L1	Blackman	23	Aguirre	10	Robinson	25	6,564
21	12/11	H	L	San Antonio	99-101	4-8	0-9	4-17	L2	Vincent	24	Vincent	6	Brewer	25	7,788
22	12/12	R	L	Houston	97-101	4-8	0-10	4-18	L3	Vincent	29	Vincent	7	Malone	25	8,139
23	12/15	R	W	Washington	107-102	4-8	1-10	5-18	W1	Vincent	31	Vincent	13	Ruland	22	3,618
24	12/16	R	L	Boston	92-109	4-8	1-11	5-19	L1	Vincent	27	LaGarde	9	Bird	30	15,320
25	12/18	H	L	Houston	93-112	4-9	1-11	5-20	L2	Vincent	29	Ja/Ab	8	Malone	23	7,232
26	12/19	H	W	Portland	102-95	5-9	1-11	6-20	W1	Vincent	24	Nimphius	12	Ransey	25	6,564
27	12/22	H	L	Detroit	98-106	5-10	1-11	6-21	L1	Blackman	24	Vincent	10	Tripucka	27	7,978
28	12/26	H	L	Denver	117-124	5-11	1-11	6-22	L2	Vincent	33	Jv/Kn/Wc	8	English	31	9,580
29	12/29	H	W	Kansas City	104-92	6-11	1-11	7-22	W1	Vincent	41	Nimphius	11	Woodson	25	9,231
30	1/2	R	L	Golden State	100-119	6-11	1-12	7-23	L1	Vincent	26	Nimphius	9	Short	35	7,401
31	1/6	R	L	Seattle	100-107	6-11	1-13	7-24	L2	Jv/Bd	18	Vincent	8	Sikma	25	10,533
32	1/7	R	W	San Diego	113-112	6-11	2-13	8-24	W1	Spanarkel	24	Cooper	9	Brooks	21	3,977
33	1/9	H	W	Phoenix	105-101	7-11	2-13	9-24	W2	Vincent	19	Cooper	8	Johnson	22	10,238
34	1/12	R	L	San Antonio	109-127	7-11	2-14	9-25	L1	Blackman	25	Turner	8	Mm/Gb	23	6,823
35	1/13	H	L	San Diego	102-105	7-12	2-14	9-26	L2	Jv/Rb	25	Jv/Wc	8	Smith	20	6,116
36	1/15	R	L	Denver	113-128	7-12	2-15	9-27	L3	Vincent	22	Ab/Wc	8	Vandeweghe	24	7,990
37	1/16	H	L	Portland	103-110	7-13	2-15	9-28	L4	Vincent	27	Nimphius	12	Ransey	24	8,289
38	1/20	H	W	Milwaukee	109-104	8-13	2-15	10-28	W1	Vincent	21	Nimphius	11	Winters	20	10,058
39	1/21	R	W	Kansas City	110-94	8-13	3-15	11-28	W2	Vincent	23	Turner	11	Woodson	18	8,085
40	1/23	H	W	Utah	122-110	9-13	3-15	12-28	W3	Vincent	34	Bristow	10	Dantley	24	10,532
41	1/26	R	W	Atlanta	90-88	9-13	4-15	13-28	W4	Vincent	30	Bristow	10	Drew	27	5,132
42	1/27	H	L	Philadelphia	86-99	9-14	4-15	13-29	L1	Vincent	29	Nimphius	12	Toney	22	(C) 17,134
43	2/2	R	L	San Antonio	98-103	9-14	4-16	13-30	L2	Vincent	23	Nimphius	12	Gervin	32	7,017
44	2/3	H	L	San Diego	106-113	9-15	4-16	13-31	L3	Vincent	25	Cooper	19	Bryant	32	6,601
45	2/5	R	L	Milwaukee	92-117	9-15	4-17	13-32	L4	Blackman	17	Blackman	7	Bw/Sm	19	11,052
46	2/6	R	W	Indiana	95-89	9-15	5-17	14-32	W1	Vincent	32	Cooper	16	Williams	14	6,680
47	2/10	H	L	Washington	102-119	9-16	5-17	14-33	L1	Vincent	29	Cooper	12	Ruland	27	7,019
48	2/12	H	W	Seattle	103-100	10-16	5-17	15-33	W1	Vincent	38	Vincent	16	Sikma	30	11,030
49	2/14	R	W	New Jersey	111-109	10-16	6-17	16-33	W2	Vincent	30	Cooper	11	Elmore	25	14,808
50	2/16	R	W	New York	112-110	10-16	7-17	17-33	W3	Vincent	40	Vincent	10	Richardson	29	7,861
51	2/17	R	L	Philadelphia	109-114	10-16	7-18	17-34	L1	Blackman	23	Cooper	11	Erving	26	10,004
52	2/20	R	L	Cleveland	109-116	10-16	7-19	17-35	L2	Vincent	28	Cooper	12	Robinson	34	5,510
53	2/21	R	W	Chicago	113-97	10-16	8-19	18-35	W1	Davis	32	Davis	7	Theus	22	10,687
54	2/23	R	L	Houston	95-105	10-16	8-20	18-36	L1	Vincent	23	Cooper	12	Malone	34	9,823
55	2/25	H	L	Golden State	104-106	10-17	8-20	18-37	L2	Vincent	23	Cooper	13	Free	31	7,547
56	2/27	H	W	Houston (Ot)	108-105	11-17	8-20	19-37	W1	Vincent	23	Jv/Rb	9	Malone	44	16,715
57	3/2	H	L	Boston	97-101	11-18	8-20	19-38	L1	Vincent	31	Ab/Wc	8	Parish	27	(C) 17,134
58	3/4	R	L	Golden State	98-104	11-18	8-21	19-39	L2	Vincent	21	Cooper	12	King	37	8,645
59	3/5	R	L	Seattle	97-98	11-18	8-22	19-40	L3	Vincent	18	Lloyd	8	Williams	38	20,232
60	3/7	H	L	Indiana	106-108	11-19	8-22	19-41	L4	Vincent	23	Vincent	10	Knight	34	8,225
61	3/8	R	W	San Antonio	121-113	11-19	9-22	20-41	W1	Vincent	34	Vincent	10	Gervin	38	8,284
62	3/10	H	W	Portland	104-102	12-19	9-22	21-41	W2	Vincent	23	Cooper	13	Bates	23	8,285
63	3/13	R	W	San Diego	126-118	12-19	10-22	22-41	W3	Vincent	33	Nimphius	10	Brooks	32	3,938
64	3/14	R	L	L.A. Lakers	116-138	12-19	10-23	22-42	L1	Blackman	25	Vincent	7	Abdul-Jabbar	28	13,609
65	3/17	H	L	Chicago	92-102	12-20	10-23	22-43	L2	Jv/Bd/Ma	13	Vincent	13	Lester	27	8,292
66	3/19	H	L	L.A. Lakers	106-112	12-21	10-23	22-44	L3	Vincent	22	Vincent	13	Abdul-Jabbar	23	(C) 17,134
67	3/21	R	L	Portland	101-109	12-21	10-24	22-45	L4	Aguirre	19	Cooper	10	Ransey	24	12,666
68	3/23	R	W	L.A. Lakers	118-116	12-21	11-24	23-45	W1	Aguirre	23	Vincent	10	Abdul-Jabbar	32	13,516
69	3/24	R	L	Phoenix	96-104	12-21	11-25	23-46	L1	Vincent	23	Cooper	13	D. Johnson	22	11,046
70	3/26	H	W	Kansas City	96-87	13-21	11-25	24-46	W1	Vincent	23	Vincent	13	Woodson	21	7,876
71	3/27	H	L	Atlanta	85-96	13-22	11-25	24-47	L1	Vincent	20	Cooper	17	Ej/Drew	21	9,267
72	3/30	R	L	Houston	95-99	13-22	11-26	24-48	L2	Spanarkel	21	Cooper	9	Malone	38	10,864
73	3/31	H	L	Denver	119-120	13-23	11-26	24-49	L3	Vincent	31	Cooper	10	English	27	7,932
74	4/1	R	W	Detroit	121-120	13-23	12-26	25-49	W1	Vincent	37	Cooper	9	Tripucka	25	8,162
75	4/3	H	L	Golden State	102-107	13-24	12-26	25-50	L1	Vincent	22	Jv/Wc	10	Free	30	9,295
76	4/6	R	L	Utah	114-129	13-24	12-27	25-51	L2	Vincent	25	Vincent	14	Dantley	40	5,934
77	4/7	H	W	Utah	123-109	14-24	12-27	26-51	W1	Vincent	31	Cooper	14	Griffith	27	7,039
78	4/9	H	W	Phoenix	105-100	15-24	12-27	27-51	W2	Vincent	20	Vincent	11	Macy	28	9,673
79	4/11	H	W	Houston	109-97	16-24	12-27	28-51	W3	Vincent	24	Cooper	16	Malone	26	11,049
80	4/14	R	L	Kansas City	95-114	16-24	12-28	28-52	L1	Jv/Rb	16	Vincent	9	R. Johnson	20	5,144
81	4/16	H	L	San Antonio	106-118	16-25	12-28	28-53	L2	Aguirre	24	Cooper	11	Gervin	35	13,092
82	4/17	R	L	Denver	124-130	16-25	12-29	28-54	L3	Vincent	26	Ma/Jv	9	Di/Ae	32	17,009



1980-1981

TOP ROW L-R GENERAL MANAGER NORM SONJU, HEAD COACH DICK MOTTA, TRAINER DOUG ATKINSON, OLIVER MACK, JIM SPANARKEL, MARTY BYRNES, BRAD DAVIS, CHAD KINCH, EQUIPMENT MANAGER KEITH GRANT, ASSISTANT COACH BOB WEISS

BOTTOM ROW L-R STAN PIETKIEWICZ, TOM LAGARDE, ABDUL JEELANI, BILL ROBINZINE, SCOTT LLOYD, CLARENCE KEA. DID NOT FINISH THE SEASON IN DALLAS: DARRELL ALLUMS, WINFORD BOYNES, AUSTIN CARR, MONTI DAVIS, RALPH DROLLINGER, TERRY DUEROD, JOE HASSETT, GEOFF HUSTON, RICHARD WASHINGTON, JEROME WHITEHEAD

SEASON NOTEBOOK

Won 15, lost 67 (sixth, Midwest)...Spanarkel (14.4 points) and LaGarde (8.1 rebounds) were statistical leaders and the only players to see action in all 82 games...Abdul Jeelani scored the first points in club history...47 of the Mavericks' 82 games were decided by 10 or fewer points...Dallas set an NBA home attendance record for an expansion team.

	G-5	Min	Avg	Fg-Att	Pct	3Fg-Att	Pct	Ft-Att	Pct	Off	Def	Reb	Avg	Ast	Avg	Pf-D	Stl	To	Blk	Pts	Avg	Hi
Spanarkel	82-49	2317	28.3	404-866	.467	1-10	.100	375-423	.887	142	155	297	3.6	232	2.8	230-3	117	172	20	1184	14.4	28
LaGarde	82-82	2670	32.6	417-888	.470	0-0	—	288-444	.649	177	488	665	8.1	237	2.9	293-6	35	206	45	1122	13.7	26
Robinzine (Tot)	78-1	2016	25.8	392-826	.475	1-6	.167	218-281	.776	168	365	533	6.8	118	1.5	275-6	75	187	9	1003	12.9	26
Robinzine (Dal)	70-1	1932	27.6	378-794	.476	1-6	.167	213-273	.780	164	356	520	7.4	113	1.6	256-5	71	177	9	970	13.9	26
B. Davis	56-26	1686	30.1	230-410	.561	3-17	.176	163-204	.799	29	122	151	2.7	385	6.9	156-2	52	123	11	626	11.2	31
Mack (Tot)	65-57	1682	25.9	279-606	.460	0-9	.000	80-125	.640	92	138	230	3.5	163	2.5	117-0	56	70	7	638	9.8	28
Mack (Dal)	62-57	1666	26.9	278-600	.463	0-9	.000	79-123	.642	92	137	229	3.7	162	2.6	114-0	55	70	7	635	10.2	28
Lloyd	72-70	2186	30.4	245-547	.448	0-2	.000	147-205	.717	161	293	454	6.3	159	2.2	269-8	34	145	25	637	8.8	28
Jeelani	66-12	1108	16.8	187-440	.425	0-1	.000	179-220	.814	83	147	230	3.5	65	1.0	123-2	44	87	31	553	8.4	31
Bymes	72-18	1360	18.9	216-451	.479	9-20	.450	120-157	.764	74	103	177	2.5	113	1.6	126-0	29	61	17	561	7.8	25
Kea	16-0	199	12.4	37-81	.457	0-1	.000	43-62	.694	28	39	67	4.2	5	0.3	44-2	6	16	1	117	7.3	22
Ptkwcz (Tot)	42-0	461	11.0	57-138	.413	19-48	.396	11-14	.786	13	29	42	1.0	77	1.8	28-0	15	22	2	144	3.4	10
Ptkwcz (Dal)	36-0	431	12.0	55-133	.414	19-48	.396	11-14	.786	13	28	41	1.1	75	2.1	26-0	15	17	2	140	3.9	10
Kinch (Tot)	41-1	353	8.6	52-141	.369	0-0	—	14-18	.778	7	26	33	0.8	45	1.1	33-0	11	30	6	118	2.9	10
Kinch (Dal)	12-0	106	8.8	14-45	.311	0-0	—	10-13	.769	0	9	9	0.8	10	0.8	9-0	2	8	1	38	3.2	7
Huston*	56-56	1892	33.8	385-789	.488	1-4	.250	128-185	.692	33	66	99	1.8	277	4.9	113-1	45	148	6	899	16.1	29
Washington*	11-7	307	27.9	51-117	.436	0-0	—	17-23	.739	25	59	84	7.6	16	1.5	37-0	5	21	7	119	10.8	24
Duerod*	18-8	337	18.7	74-161	.460	2-6	.333	18-27	.667	15	24	39	2.2	30	1.7	19-0	12	25	4	168	9.3	22
Hassett*	17-0	280	16.5	59-142	.415	10-40	.250	10-13	.769	11	14	25	1.5	18	1.1	21-0	5	11	0	138	8.1	15
Boynes*	44-17	757	17.2	121-313	.387	0-0	—	45-55	.818	24	51	75	1.7	37	0.8	79-1	23	69	16	287	6.5	22
Whitehead*	7-4	118	16.9	16-38	.421	0-0	—	5-11	.455	8	20	28	4.0	2	0.3	16-0	4	11	1	37	5.3	14
Allums*	22-3	276	12.5	23-67	.343	0-1	.000	13-22	.591	19	46	65	3.0	25	1.1	51-2	5	23	8	59	2.7	11
Drollinger*	6-0	67	11.2	7-14	.500	0-0	—	1-4	.250	5	14	19	3.2	14	2.3	16-0	1	13	2	15	2.5	8
Carr*	8-0	77	9.6	7-28	.250	0-0	—	2-4	.500	4	5	9	1.1	9	1.1	10-0	1	9	0	16	2.0	5
M. Davis*	1-0	8	8.0	0-4	.000	0-0	—	1-5	.200	2	1	3	3.0	0	—	0-0	0	0	1	1	1.0	1
Mavericks	82	19780	241.2	3204-6928	.462	46-165	.279	1868-2487	.751	1109	2177	3286	40.1	1984	24.2	2008-32	561	1412	214	8322	101.5	132
Opponents	82	19780	241.2	3622-7060	.513	36-137	.263	1731-2297	.754	1173	2498	3671	44.8	2098	25.6	2187-31	713	1420	480	9011	109.9	144

**CONTENT****THE ORGANIZATION****PLAYERS****THE NBA****HISTORY****RECORDS****PLAYOFFS****MEDIA****REVIEW**

No	Date	H-R	W-L	Opponent	Score			Total Record	Sk	Dallas		Opponent		Pt	Attend	
					Dal-Opp	Home Record	Road Record			Hi Scorer	Pt	Hi Rebr	Rb			Hi Scorer
1	10/11	H	W	San Antonio	103-92	1-0	0-0	1-0	W1	Boynes	21	LaGarde	14	Gervin	33	10,373
2	10/14	H	L	Seattle	83-85	1-1	0-0	1-1	L1	Huston	19	LaGarde	11	Westphal	24	7,004
3	10/15	R	L	Denver	98-133	1-1	0-1	1-2	L2	Spanarkel	15	Whitehead	10	English	26	6,658
4	10/17	H	L	Kansas City	91-103	1-2	0-1	1-3	L3	Huston	28	Spanarkel	9	Wedman	25	7,017
5	10/18	R	L	San Antonio	96-110	1-2	0-2	1-4	L4	LaGarde	16	LaGarde	9	Gervin	20	9,542
6	10/21	R	L	Phoenix	99-111	1-2	0-3	1-5	L5	Byrnes	16	Washington	11	Johnson	21	10,507
7	10/22	R	W	Seattle	107-102	1-2	1-3	2-5	W1	Washington	24	Washington	9	Sikma	34	14,125
8	10/24	R	L	Portland	105-120	1-2	1-4	2-6	L1	Boynes	18	TV/Aj	7	Thompson	22	12,666
9	10/25	R	L	Golden State	79-86	1-2	1-5	2-7	L2	Spanarkel	16	LaGarde	11	Carroll	21	6,570
10	10/28	H	L	Utah	96-104	1-3	1-5	2-8	L3	Huston	26	Washington	11	Griffith	33	5,720
11	10/29	R	L	Houston	103-109	1-3	1-6	2-9	L4	Spanarkel	19	Aj/Rw/TI/Gh/Da	4	Malone	38	6,123
12	10/31	R	L	Utah	122-144	1-3	1-7	2-10	L5	Huston	24	LaGarde	9	Dantley	50	5,703
13	11/4	H	L	San Diego	102-116	1-4	1-7	2-11	L6	LaGarde	23	LaGarde	12	Taylor	31	5,431
14	11/6	R	L	Washington	95-116	1-4	1-8	2-12	L7	Duerod	22	LaGarde	9	Hayes	26	6,285
15	11/7	H	L	L.A. Lakers	102-126	1-5	1-8	2-13	L8	Td/Gh	16	Byrnes/Lloyd	8	Johnson	32	17,481
16	11/8	R	L	Detroit	73-101	1-5	1-9	2-14	L9	Gh/Br	14	LaGarde	10	Long	23	4,584
17	11/11	H	L	Houston	94-105	1-6	1-9	2-15	L10	Robinzine	18	LaGarde	13	Murphy	23	5,472
18	11/14	H	W	Portland	113-106	2-6	1-9	3-15	W1	TI/Gh/Td/Br	19	LaGarde	14	Natt	19	6,103
19	11/16	R	L	L.A. Lakers	102-110	2-6	1-10	3-16	L1	Gh/Js	28	SI/Js	8	Johnson	24	9,893
20	11/18	H	L	Phoenix	91-102	2-7	1-10	3-17	L2	Huston	19	Lloyd	13	Robinson	24	6,015
21	11/21	H	L	Seattle	91-101	2-8	1-10	3-18	L3	Huston	20	TV/Br	9	Bailey	22	6,514
22	11/23	R	L	Portland	96-116	2-8	1-11	3-19	L4	Huston	23	LaGarde	9	Owens/Paxson	20	12,666
23	11/25	H	L	Philadelphia	92-108	2-9	1-11	3-20	L5	Spanarkel	20	Robinzine	10	Erving	31	13,527
24	11/28	H	L	Denver (Ot)	117-119	2-10	1-11	3-21	L6	LaGarde	22	Lloyd	16	Thompson	38	7,713
25	11/29	R	L	Houston	90-115	2-10	1-12	3-22	L7	Jeelani	24	Lloyd	9	Murphy	24	8,123
26	12/2	H	L	Cleveland	102-109	2-11	1-12	3-23	L8	Br/Js	18	LaGarde	13	Mitchell	22	5,117
27	12/5	R	L	Boston	87-97	2-11	1-13	3-24	L9	Robinzine	24	LaGarde	12	Pansh	20	14,351
28	12/6	R	L	Atlanta	104-110	2-11	1-14	3-25	L10	LaGarde	26	LaGarde	8	Collins	25	7,347
29	12/9	H	L	L.A. Lakers	92-103	2-12	1-14	3-26	L11	Huston	19	LaGarde	12	Abdul-Jabbar	29	9,313
30	12/10	R	L	Denver	107-116	2-12	1-15	3-27	L12	Huston	27	TV/Br	11	English	27	7,768
31	12/12	H	W	San Diego (Ot)	112-109	3-12	1-15	4-27	W1	Spanarkel	22	LaGarde	10	Williams	31	6,457
32	12/13	R	L	Kansas City	107-114	3-12	1-16	4-28	L1	LaGarde	22	LaGarde	9	Eirdsong	33	5,378
33	12/16	H	L	San Antonio	83-89	3-13	1-16	4-29	L2	Huston	17	Robinzine	12	Gervin	27	6,140
34	12/17	R	L	Phoenix	102-115	3-13	1-17	4-30	L3	Spanarkel	25	Spanarkel	8	Robinson	29	10,297
35	12/18	R	L	San Diego	92-102	3-13	1-18	4-31	L4	Robinzine	23	Robinzine	13	Williams	32	7,167
36	12/20	H	L	Golden State	98-101	3-14	1-18	4-32	L5	Huston	20	TV/Br	10	Free	31	5,848
37	12/23	H	L	Utah	96-101	3-15	1-18	4-33	L6	Robinzine	23	Lloyd	11	Dantley	30	5,736
38	12/26	H	W	Denver	119-111	4-15	1-18	5-33	W1	Jeelani	20	Lloyd	16	Thompson	34	8,293
39	12/27	R	L	Milwaukee	96-112	4-15	1-19	5-34	L1	Robinzine	16	TV/Br	6	Sm/Jb	17	11,052
40	12/29	R	L	Cleveland	100-112	4-15	1-20	5-35	L2	Robinzine	23	Robinzine	14	Mitchell	29	3,884
41	12/30	R	L	New York	98-100	4-15	1-21	5-36	L3	Spanarkel	26	LaGarde	17	Cartwright	21	10,559
42	1/2	H	L	Houston (Ot)	120-124	4-16	1-21	5-37	L4	Huston	29	LaGarde	9	Malone	40	7,872
43	1/5	R	L	Seattle	89-103	4-16	1-22	5-38	L5	Huston	21	Robinzine	10	Westphal	27	12,210
44	1/7	R	W	Golden State	111-109	4-16	2-22	6-38	W1	Huston	24	Robinzine	14	Free	27	7,246
45	1/8	R	L	Utah	97-99	4-16	2-23	6-39	L1	LaGarde	24	Robinzine	12	Dantley	40	7,239
46	1/10	H	L	Washington	94-106	4-17	2-23	6-40	L2	Js/Gh	20	Robinzine	18	Porter	25	8,021
47	1/13	H	W	Chicago	112-106	5-17	2-23	7-40	W1	Robinzine	26	Robinzine	8	Greenwood	26	5,771
48	1/16	H	W	New York	118-110	6-17	2-23	8-40	W2	Huston	24	Robinzine	12	Cartwright	24	10,473
49	1/18	R	L	San Diego	109-115	6-17	2-24	8-41	L1	LaGarde	18	Lloyd	11	Smith	22	3,980
50	1/20	H	L	Kansas City	91-104	6-18	2-24	8-42	L2	Robinzine	25	LaGarde	16	Ford	24	5,899
51	1/23	R	L	Chicago	98-106	6-18	2-25	8-43	L3	Mack	22	LaGarde	12	Theus	18	7,836
52	1/24	R	L	Indiana	89-107	6-18	2-26	8-44	L4	LaGarde	15	SI/Br/Aj	6	McGinnis	19	12,636
53	1/27	H	L	New Jersey	100-112	6-19	2-26	8-45	L5	LaGarde	22	Robinzine	10	Robinson	28	5,727
54	2/3	H	L	Kansas City	100-121	6-20	2-26	8-46	L6	Huston	23	LaGarde	13	Ford	30	5,335
55	2/4	R	L	Houston	68-116	6-20	2-27	8-47	L7	Robinzine	14	TV/Br	6	Bw/Mm	21	8,353
56	2/6	H	L	Atlanta	98-100	6-21	2-27	8-48	L8	Robinzine	16	Lloyd	8	Johnson	32	6,882
57	2/8	R	L	San Antonio	98-102	6-21	2-28	8-49	L9	Js/SI/Br	15	Robinzine	10	Silas/Gervin	27	8,918
58	2/10	H	L	Detroit	95-101	6-22	2-28	8-50	L10	Spanarkel	23	Robinzine	15	Tyler	20	5,047
59	2/11	R	L	Phoenix	97-119	6-22	2-29	8-51	L11	LaGarde	20	TI/SI	7	Robinson	27	10,357
60	2/14	H	L	San Antonio	99-107	6-23	2-29	8-52	L12	Spanarkel	22	Lloyd	7	Gervin	28	9,826
61	2/15	R	L	Los Angeles	99-107	6-23	2-30	8-53	L13	Mack	19	Kea	13	Abdul-Jabbar	35	11,920
62	2/17	H	L	Milwaukee	106-114	6-24	2-30	8-54	L14	Davis	24	Mack	9	Johnson	20	7,068
63	2/20	R	L	Philadelphia	109-117	6-24	2-31	8-55	L15	Mack	19	Robinzine	8	Erving	18	10,642
64	2/22	R	W	New Jersey	132-109	6-24	3-31	9-55	W1	Mack	28	Lloyd	11	Min/Cr	24	7,849
65	2/24	H	L	Seattle	84-120	6-25	3-31	9-56	L1	Spanarkel	15	LaGarde	14	Brown	22	6,525
66	2/26	R	L	Kansas City	102-105	6-25	3-32	9-57	L2	Kea	19	LaGarde	12	Wedman	30	8,701
67	2/27	H	L	Indiana	111-118	6-26	3-32	9-58	L3	Mack	26	Kea	10	Davis	19	7,359
68	3/1	H	W	San Diego	99-91	7-26	3-32	10-58	W1	Mack	24	SI/Om	8	Smith	27	4,858
69	3/3	H	L	Boston	105-117	7-27	3-32	10-59	L1	Davis	31	LaGarde	8	Bird	22	15,593
70	3/6	R	L	Golden State	109-115	7-27	3-33	10-60	L2	LaGarde	22	Robinzine	9	King	28	8,694
71	3/8	R	L	San Antonio	108-133	7-27	3-34	10-61	L3	Kea	22	Kea	10	Silas	19	8,251
72	3/10	H	W	Phoenix	107-103	8-27	3-34	11-61	W1	Spanarkel	25	LaGarde	14	Johnson	27	6,469
73	3/12	H	W	Golden State	120-118	9-27	3-34	12-61	W2	Spanarkel	26	Robinzine	11	Short	45	5,380
74	3/15	R	L	Portland	110-135	9-27	3-35	12-62	L1	Jeelani	31	Jeelani	6	Bates	35	12,666
75	3/17	H	L	L.A. Lakers	109-114	9-28	3-35	12-63	L2	Robinzine	26	LaGarde	15	Abdul-Jabbar	28	17,828
76	3/18	R	L	Utah	113-120	9-28	3-36	12-64	L3	Byrnes/Davis	25	Lloyd	8	Dantley	48	5,248
77	3/20	H	W	Denver	126-125	10-28	3-36	13-64	W1	Mb/Br	22	Robinzine	15	Thompson	28	6,359
78	3/21	H	W	Utah	105-95	11-28	3-36	14-64	W2	Br/Bd	20	Robinzine	13	Dantley	28	7,416
79	3/24	H	L	Houston (Ot)	111-114	11-29	3-36	14-65	L1	TI/Bd	19	LaGarde	11	Reid	32	7,162
80	3/25	R	W	Denver	126-115	11-29	4-36	15-65	W1	Davis	25	Jeelani	11	English	29	14,035
81	3/27	H	L	Portland	109-123	11-30	4-36	15-66	L1	Lloyd	28	LaGarde	9	Thompson	29	11,203
82	3/29	R	L	Kansas City	104-113	11-30	4-37	15-67	L2	Byrnes	24	Lloyd	5	Wedman	27	7,171



ROSTER BY NUMBERS

00

ERIC MONTROSS

0

MARK STRICKLAND*
SHAWN MARION

1

RODNEY MCCRAY
SCOTT BROOKS
STEVIN SMITH
DONNELL HARVEY
RAWLE MARSHALL
RYAN HOLLINS
GREG BUCKNER*
JARED CUNNINGHAM
SAMUEL DALEMBERT
RICKY LEDO*
AMAR'E STOUDEMIRE
JUSTIN ANDERSON
DENNIS SMITH JR.

2

STEVE ALFORD*
ALEX ENGLISH
OLIVER MILLER
RODRICK RHODES
MARK BRYANT
DARRICK MARTIN
JOHNNY NEWMAN
KEITH VAN HORN
JASON KIDD*
RAYMOND FELTON
QUINN COOK

3

JAMIE WATSON
KEVIN OLLIE
RICK HUGHES
VERNON MAXWELL
CHARLIE BELL
TRAVIS BEST
RODRIGUE BEAUBOIS
SHANE LARKIN
CHARLIE VILLANUEVA
JONATHAN GIBSON
NERLENS NOEL

4

AL WOOD
ADRIAN DANTLEY
STEVE ALFORD*
CHEROKEE PARKS
MICHAEL FINLEY
SHAWNE WILLIAMS
CARON BUTLER

4

KELENN AZUBUIKE
DARREN COLLISON
GREG SMITH
QUINCY ACY

5

KELVIN UPSHAW
TOM GARRICK
JASON KIDD*
SASHA DANILOVIC
JUWAN HOWARD
AVERY JOHNSON*
JOSH HOWARD
BERNARD JAMES*
JOSE JUAN BAREA*

6

WINFORD BOYNES
MYRON JACKSON
CHUCKY BROWN
KHALID REEVES
DANNY MANNING
AVERY JOHNSON*
MARQUIS DANIELS
EDDIE JONES
QUINTON ROSS
TYSON CHANDLER
TROY MURPHY
DEREK FISHER
ANDREW BOGUT
MANNY HARRIS
JOHNATHAN MOTLEY

7

TOM SLUBY
BOB MCCANN
TONY DUMAS
DENNIS SCOTT
ADRIAN GRIFFIN*
TONY DELK
DESAGANA DIOP
TIM THOMAS
SASHA PAVLOVIC
LAMAR ODOM
JUSTIN DENTMON
RICKY LEDO*
AL-FAROUC AMINU
DWIGHT POWELL*

8

COURTNEY ALEXANDER
ANTOINE WALKER
ANTHONY JOHNSON
GERALD GREEN
ALEXIS AJINCA
CHRIS WRIGHT

8

JOSE CALDERON
DWIGHT POWELL*
DERON WILLIAMS
GIAN CLAVELL
KYLE COLLINSWORTH

9

HOWARD EISLEY
TARIQ ABDUL-WAHAD
YI JIANLIAN
JAE CROWDER
RAJON RONDO
NICOLAS BRUSSINO
AARON HARRISON

10

JOE HASSETT
MARK WADE
LAMONT STROTHERS
DAVID WOOD
SAM CASSELL
TIM HARDAWAY
DARRELL ARMSTRONG
TYRONN LUE
JOSH AKOIGNON
DORIAN FINNEY-SMITH

11

ABDUL JEELANI
CHRIS ANSTEY
DAMON JONES
RAJA BELL
JOSE JUAN BAREA*
MONTA ELLIS
JAVALE MCGEE
YOGI FERRELL

12

DEREK HARPER#
JOHN JENKINS

13

MIKE IUZZOLINO*
MARTIN MÛRSEPP*
STEVE NASH
DOUG CHRISTIE
MAURICE AGER
MATT CARROLL
COREY BREWER
DELONTE WEST
MIKE JAMES
JOSH MCROBERTS

14

KELVIN RANSEY
DALE ELLIS
ROBERT PACK
EDUARDO NAJERA
JAMEER NELSON
DEANDRE LIGGINS

15

BRAD DAVIS#

16

WANG ZHIZHI
PEJA STOJAKOVIC

17

OLIVER MACK
ANTOINE RIGAUDEAU
CHRIS DOUGLAS-ROBERTS
JEFF WITHEY

18

HOT ROD WILLIAMS

19

TONY CAMPBELL
JARROD UTHOFF

20

GEOFF HUSTON
BILL GARNETT
MORLON WILEY
TRACY MOORE
ERICK STRICKLAND
NICK FAZEKAS
JAMAAL MAGLOIRE
DOMINIQUE JONES
DEVIN HARRIS*
A.J. HAMMONS
DOUG MCDERMOTT

21

CHAD KINCH
ROGER PHEGLEY
DENNIS NUTT
JIM FARMER
ANTHONY JONES
FAT LEVER
GEORGE MCCLOUD
SHAWN RESPERT
GREG BUCKNER
ADAM HARRINGTON
DANNY FORTSON
DAN DICKAU
POPS MENSAH-BONSU
ANTOINE WRIGHT
STEVE NOVAK

**21**

WAYNE ELLINGTON
JEREMY EVANS
JALEN JONES

22

ROLANDO BLACKMAN#

23

ALLAN BRISTOW
BILL WENNINGTON
BRIAN QUINNETT
STEPHEN BARDO
TIM LEGLER
CEDRIC CEBALLOS
TRENTON HASSELL
ANTHONY MORROW
WESLEY MATTHEWS

24

MARK AGUIRRE
JIM JACKSON
HUBERT DAVIS
PAVEL PODKOLZIN
RICHARD JEFFERSON

25

TOM LAGARDE
CORNLY THOMPSON
CHRIS GATLING
ERICK DAMPIER
VINCE CARTER
CHANDLER PARSONS

27

ZAZA PACHULIA

28

DJ MBENGA
IAN MAHINMI

30

DEXTER CAMBRIDGE
LUCIOUS HARRIS
MARK STRICKLAND*
MALIK ALLEN
DAHNTAY JONES
SETH CURRY

31

RICHARD WASHINGTON
JAY VINCENT
JOAO VIANNA
WALTER PALMER
MARTIN MÜÜRSEPP*
ED O'BANNON
BILL CURLEY
NICK VAN EXEL
JASON TERRY

32

DARRELL ALLUMS
HOWARD CARTER
DETLEF SCHREMPF
HERB WILLIAMS
JAMAL MASHBURN
CHRISTIAN LAETTNER
BRANDON BASS
SEAN WILLIAMS
O.J. MAYO
SCOTTY HOPSON
JAMEEL WARNEY

33

JIM SPANARKEL*
ELSTON TURNER
UWE BLAB
RANDY WHITE*
JASON SASSER
STACEY KING
GARY TRENT
ANTAWN JAMISON
JOSH POWELL
JAMES SINGLETON
BRENDAN HAYWOOD
GAL MEKEL

34

AUSTIN CARR
JIM SPANARKEL*
HOWARD WRIGHT
DOUG SMITH
MAMADOU N'DIAYE
BRANDAN WRIGHT
DEVIN HARRIS*

35

DONALD HODGE
BUBBA WELLS
LOY VAUGHT
BRIAN CARDINAL
CHRIS KAMAN

40

KURT NIMPHIUS
JAMES DONALDSON
WALTER BOND
GREG DREILING*
LOREN MEYER
KURT THOMAS
BRUNO SUNDOV
DEVEAN GEORGE
HARRISON BARNES

41

SAM PERKINS*
TERRY TYLER
BRIAN HOWARD
DIRK NOWITZKI

42

TERRY DUEROD
PAT CUMMINGS
ROY TARPLEY
EVAN ESCHMEYER
SCOTT WILLIAMS
JERRY STACKHOUSE
ELTON BRAND
DAVID LEE
BEN BENTIL
MAXI KLEBER

43

MONTI DAVIS
STAN PIETKIEWICZ
WAYNE COOPER
HAROLD KEELING
TERRY DAVIS
RANDELL JACKSON
WALT WILLIAMS
KRIS HUMPHRIES

44

SCOTT LLOYD
SAM PERKINS*
RADISAV CURCIC
LORENZO WILLIAMS
FRED ROBERTS
SHAWN BRADLEY
ADRIAN GRIFFIN*
AUSTIN CROSHERE
ANTONIUS CLEVELAND

45

MARTY BYRNES
MARK WEST
SEAN ROOKS
A.C. GREEN
RAEF LAFRENTZ
KEVIN WILLIS
DEJUAN BLAIR

50

JIM GRANDHOLM
DARREN MORNINGSTAR
REGGIE SLATER
GREG DREILING*
ERIC RILEY
ALAN HENDERSON
SALAH MEJRI

51

ADRIAN CALDWELL

52

RALPH DROLLINGER
CHARLIE SITTON
RANDY WHITE*
SAMAKI WALKER
CALVIN BOOTH
EDDY CURRY

53

CLARENCE KEA

54

BILL ROBINZINE
JEROME WHITEHEAD
POPEYE JONES
OBINNA EKEZIE

55

WALLACE BRYANT
JOHN SHASKY
MIKE IUZZOLINO*
JUWAN HOWARD
BERNARD JAMES*
PIERRE JACKSON

70

DENNIS RODMAN

90

DREW GOODEN

92

DESHAWN STEVENSON

*PLAYERS WHO CHANGED THEIR JERSEY NUMBER
#RETIRED NUMBER



COLLEGIATE BREAKDOWN

ALABAMA	1
ARKANSAS	1
ARKANSAS-LITTLE ROCK ..	2
ARIZONA	4
ARIZONA STATE	4
AUBURN	4
AUGSBURG (MINN.)	1
AUSTIN-PEAY	2
BAYLOR	3
BOSTON COLLEGE	3
BRADLEY	1
BRIGHAM YOUNG	3
CALIFORNIA	1
CAL-IRVINE	1
CAL STATE-FULLERTON	2
CENTRAL MICHIGAN	1
CHARLOTTE	1
CHRISTOPHER NEWPORT (VA.)	1
CINCINNATI	3
CLEMSON	1
COLLEGE OF CHARLESTON	1
COLORADO STATE	1
CONNECTICUT	4
CREIGHTON	1
DARTMOUTH	1
DEPAUL	2
DETROIT	2
DUKE	8
DUQUESNE	1
EAST CAROLINA	1
FAYETTEVILLE STATE	1
FLORIDA	6
FLORIDA INTERNATIONAL	1
FLORIDA STATE	4
FRESNO STATE	2
GEORGE WASHINGTON ...	1
GEORGETOWN	1
GEORGIA TECH	3
GONZAGA	1
HOUSTON	1
ILLINOIS	3
INDIANA	4
IOWA	1
IOWA STATE	1
KANSAS	5
KANSAS STATE	1
KENTUCKY	9
LAMAR	2
LASALLE	1
LONG BEACH STATE	2
LOUISIANA STATE	2

LOUISIANA TECH	1
LOUISVILLE	2
MARQUETTE	4
MARYLAND	3
MEMPHIS	2
MIAMI (FLA.)	1
MICHIGAN	5
MICHIGAN STATE	5
MINNESOTA	3
MISSISSIPPI	1
MISSISSIPPI STATE	1
MISSOURI	1
MISSOURI-KANSAS CITY ..	1
MOREHEAD STATE (KY.) ...	1
MURRAY STATE	2
NEBRASKA	2
NEVADA-LAS VEGAS	3
NEVADA-RENO	3
NEW ORLEANS	1
NEW MEXICO STATE	1
NORTH CAROLINA	14
NORTH CAROLINA STATE ..	4
NORTHEASTERN	1
NORTHWESTERN	1
NOTRE DAME	5
OAKLAND (MICH.)	1
OHIO	1
OHIO STATE	4
OKLAHOMA	2
OLD DOMINION	2
OREGON STATE	3
PENN STATE	1
PEPPERDINE	1
PITTSBURGH	2
PROVIDENCE	4
PURDUE	2
RHODE ISLAND	2
RICHMOND	1
ST. FRANCIS (PA.)	1
ST. JOHN'S	1
ST. JOSEPH'S	2
SAN FRANCISCO	2
SAN JOSE STATE	1
SANTA CLARA	2
SETON HALL	3
SOUTH CAROLINA	2
SOUTH FLORIDA	2
SE MISSOURI STATE	1
SE OKLAHOMA STATE	1
SOUTHERN	1
SOUTHERN CALIFORNIA ...	1

SOUTHERN METHODIST ...	1
STANFORD	2
STETSON	1
STONY BROOK	1
SYRACUSE	1
TEMPLE	3
TENNESSEE	2
TENNESSEE STATE	1
TEXAS	1
TCU	2
TEXAS A&M	2
TEXAS-EL PASO	2
TEXAS TECH	1
THOMAS MORE	1
TULANE	1
TULSA	1
UCLA	7
USC	2
UTAH	3
VANDERBILT	1
VILLANOVA	2
VIRGINIA	1
VIRGINIA TECH	1
VIRGINIA UNION	1
WAKE FOREST	2
WASHINGTON	2
WASHINGTON STATE	2
WESTERN KENTUCKY	1
WISCONSIN	2
WISCONSIN-PARKSIDE	1
WYOMING	2

JOÃO VIANNA (BRAZIL), RADISAV CURCIC (SERBIA), MARTIN MÜRSEPP (ESTONIA), SASHA DANILOVIC (SERBIA), DIRK NOWITZKI (GERMANY), BRUNO SUNDOV (CROATIA), CHRIS ANSTEY (AUSTRALIA), WANG ZHIZHI (CHINA), ANTOINE RIGAudeau (FRANCE), DJ MBENGA (CONGO), PAVEL PODKOLZIN (RUSSIA), DESAGANA DIOP (OAK HILL ACADEMY HS), GERALD GREEN (GULF SHORES ACADEMY), DESHAWN STEVENSON (WASHINGTON UNION HS), RODRIGUE BEAUBOIS (GUADELOUPE), IAN MAHINMI (FRANCE), TYSON CHANDLER (DOMINGUEZ HS), ALEXIS AJINCA (FRANCE), SASHA PAVLOVIC (SERBIA), PEJA STOJAKOVIC (SERBIA), YI JIANLIAN (CHINA), EDDY CURRY (THORNWOOD HS), MONTA ELLIS (LANIER HS), JOSE CALDERON (SPAIN), AMAR'E STOUDEMIRE (CYPRESS CREEK HS), ZAZA PACHULIA (REPUBLIC OF GEORGIA), SALAH MEJRI (TUNISIA), NICOLAS BRUSSINO (ARGENTINA), MAXI KLEBER (GERMANY) NEVER PLAYED COLLEGE BASKETBALL.

UPDATED THROUGH THE END OF THE 2017-18 SEASON



YEARLY STATISTICS

YEARLY STATISTICS, MAVERICKS TEAM STATS

	- FIELD GOALS -			- 3 PT. FIELD GOALS -			- FREE THROWS -			- REBOUNDS -					DQ	STL	TO	BLK	PTS	AVG.
	MADE	ATT.	PCT.	MADE	ATT.	PCT.	MADE	ATT.	PCT.	OFF.	DEF.	TOT.	AST.	PF						
1980-81	3204	6928	.462	46	165	.279	1868	2487	.751	1109	2177	3286	1984	2008	32	561	1439	214	8322	101.5
1981-82	3390	7224	.469	55	190	.289	1740	2366	.735	1213	2228	3441	2117	2193	40	566	1317	313	8575	104.6
1982-83	3674	7550	.487	43	185	.232	1852	2462	.752	1296	2381	3677	2227	2067	35	552	1348	348	9243	112.7
1983-84	3618	7235	.500	42	184	.228	1774	2350	.755	1090	2265	3355	2164	1906	21	579	1303	360	9052	110.4
1984-85	3560	7280	.489	152	443	.343	1844	2324	.739	1095	2345	3440	2152	1796	12	575	1184	335	9116	111.2
1985-86	3631	7254	.501	141	446	.316	2050	2643	.776	1059	2454	3513	2108	1733	17	605	1289	369	9453	115.3
1986-87	3594	7373	.487	231	653	.354	2148	2717	.791	1219	2494	3713	2017	1873	15	688	1205	424	9567	116.7
1987-88	3413	7191	.475	154	526	.293	1980	2510	.789	1341	2495	3836	1984	1734	14	645	1257	446	8940	109.3
1988-89	3244	6917	.469	211	681	.310	1785	2263	.789	1048	2397	3445	1867	1739	14	579	1233	476	8484	103.5
1989-90	3246	6831	.475	157	486	.323	1735	2261	.767	1042	2419	3461	1776	1733	13	664	1228	398	8384	102.2
1990-91	3245	6890	.471	193	600	.322	1512	1986	.761	9984	2360	3344	1821	1840	14	581	1186	397	8195	99.9
1991-92	3120	7104	.439	268	797	.336	1499	1999	.750	1194	2439	3633	1630	1867	15	536	1202	349	8007	97.6
1992-93	3164	7271	.435	283	837	.338	1530	2171	.705	1234	2265	3499	1683	2302	38	649	1459	355	8141	99.3
1993-94	3055	7070	.432	241	773	.312	1450	1942	.747	1271	2150	3421	1629	2007	13	767	1393	299	7801	95.1
1994-95	3227	7342	.440	386	1200	.322	1622	2210	.734	1514	2433	3947	1941	1811	17	579	1345	348	8462	103.2
1995-96	3124	7431	.420	735	2039	.360	1426	1975	.722	1408	2379	3787	1913	1836	31	642	1270	342	8409	102.5
1996-97	2813	6452	.436	430	1316	.327	1375	1918	.717	1040	2262	3302	1663	1798	16	654	1324	351	7431	90.6
1997-98	2882	6754	.427	422	1184	.357	1308	1738	.753	1007	2281	3288	1535	1643	20	646	1182	466	7494	91.4
1998-99	1749	4033	.434	202	595	.339	881	1210	.728	645	1478	2123	921	1065	16	352	692	292	4581	91.6
1999-00	3195	7047	.453	519	1326	.391	1407	1751	.804	931	2444	3375	1810	1770	22	592	1124	416	8316	101.4
2000-01	3085	6716	.459	517	1357	.381	1552	1954	.794	831	2571	3402	1740	1907	18	618	1141	492	8239	100.5
2001-02	3200	6930	.462	621	1645	.378	1608	1994	.806	918	2568	3486	1811	1842	21	581	992	392	8629	105.2
2002-03	3161	6982	.453	636	1668	.381	1486	1793	.829	912	2544	3456	1837	1730	19	665	949	449	8444	103.0
2003-04	3322	7230	.459	507	1456	.348	1475	1854	.796	1174	2538	3712	1963	1609	16	656	1000	437	8626	105.2
2004-05	3058	6691	.457	463	1273	.364	1826	2314	.789	990	2530	3520	1610	1827	10	708	1102	461	8405	102.5
2005-06	2948	6375	.462	416	1113	.374	1818	2322	.783	1030	2431	3461	1473	1834	17	593	1112	488	8130	99.1
2006-07	3010	6442	.467	535	1404	.381	1646	2045	.805	920	2515	3435	1632	1837	14	560	1140	408	8201	100.0
2007-08	3025	6515	.464	494	1403	.352	1690	2075	.814	883	2643	3526	1720	1786	11	490	1037	402	8234	100.4
2008-09	3128	6770	.462	571	1632	.350	1514	1852	.819	909	2595	3504	1779	1600	12	591	1043	429	8343	101.7
2009-10	3140	6740	.464	558	1498	.372	1526	1870	.816	834	2586	3420	1917	1563	9	624	1059	449	8364	102.0
2010-11	3049	6443	.475	645	1768	.365	1437	1850	.777	780	2618	3398	1954	1575	7	557	1145	352	8220	100.2
2011-12	2398	5412	.443	497	1464	.339	1029	1334	.771	665	2157	2822	1380	1226	2	565	926	337	6322	95.8
2012-13	3182	6892	.462	606	1628	.372	1323	1669	.793	767	2670	3437	1906	1698	6	648	1144	454	8293	101.1
2013-14	3249	6858	.474	721	1877	.384	1378	1733	.795	840	2514	3354	1935	1636	4	704	1110	356	8597	104.8
2014-15	3255	7036	.463	732	2082	.352	1386	1843	.752	858	2608	3466	1846	1644	7	663	1062	371	8628	105.2
2015-16	3064	6900	.444	806	2342	.344	1454	1831	.794	751	2781	3532	1813	1595	4	560	1047	306	8388	102.3
2016-17	2968	6750	.440	878	2473	.355	1215	1516	.801	647	2516	3163	1705	1567	8	614	972	307	8029	97.9
2017-18	3128	7041	.444	967	2688	.360	1167	1530	.763	666	2717	3383	1858	1578	6	578	1008	310	8390	102.3

YEARLY STATISTICS, OPPONENTS' TEAM STATS

	- FIELD GOALS -			- 3 PT. FIELD GOALS -			- FREE THROWS -			- REBOUNDS -					DQ	STL	TO	BLK	PTS	AVG.
	MADE	ATT.	PCT.	MADE	ATT.	PCT.	MADE	ATT.	PCT.	OFF.	DEF.	TOT.	AST.	PF						
1980-81	3422	7040	.513	936	137	.263	1731	2297	.754	1173	2498	3671	2098	2187	31	713	1433	480	9011	109.9
1981-82	3520	6953	.508	931	138	.225	1847	2491	.741	1108	2361	3469	1984	2243	23	643	1370	509	8938	109.0
1982-83	3758	7481	.502	953	202	.262	1708	2347	.728	1217	2433	3650	2291	2227	39	607	1383	562	9277	113.1
1983-84	3633	7282	.499	963	222	.284	1688	2198	.768	1180	2346	3526	2131	2213	23	632	1386	417	9017	110.0
1984-85	3626	7200	.504	998	318	.306	1588	2080	.763	1062	2470	3532	2113	2066	17	572	1340	430	8938	109.0
1985-86	3864	7689	.503	990	311	.289	1545	2049	.754	1219	2469	3688	2381	2196	33	617	1279	423	9363	114.2
1986-87	3586	7503	.478	128	434	.295	1750	2293	.763	1254	2386	3640	2304	2136	26	571	1332	421	9050	110.4
1987-88	3468	7385	.470	167	517	.323	1499	1957	.766	1200	2233	3433	2240	1967	20	612	1228	436	8602	104.9
1988-89	3422	7304	.469	166	515	.322	1573	2090	.753	1231	2500	3731	2133	1869	11	660	1175	386	8583	104.7
1989-90	3288	7013	.469	175	587	.298	1627	2161	.753	1142	2398	3540	1961	1832	17	649	1236	388	8378	102.2
1990-91	3346	6945	.482	178	583	.305	1700	2296	.740	1116	2489	3605	2025	1778	10	650	1147	400	8570	104.5
1991-92	3314	7051	.470	183	599	.306	1823	2368	.770	1157	2631	3788	1936	1735	19	723	1054	456	8634	105.3
1992-93	3401	6783	.501	234	653	.358	2351	3071	.766	1063	2740	3803	2047	1861	98	802	1273	520	9387	114.5
1993-94	3212	6508	.494	249	688	.362	1841	2498	.737	1101	2503	3604	1970	1649	97	782	1428	507	8514	103.8
1994-95	3407	6982	.488	432	1181	.366	1454	1981	.734	1053	2379	3432	1991	1925	17	722	1250	502	8700	106.1
1995-96	3403	6921	.492	470	1193	.394	1535	2097	.732	1087	2726	3813	1978	1841	15	702	1348	531	8811	107.5
1996-97	2966	6469	.458	538	1444	.373	1482	1974	.751	1098	2428	3526	1794	1720	18	687	1284	433	7952	97.0
1997-98	3138	6819	.460	386	1130	.342	1333	1868	.714	1223	2644	3867	1882	1608	6	658	1240	374	7995	97.5
1998-99	1815	4037	.450	216	686	.315	855	1193	.717	660	1519	2179	1073	1042	4	361	699	244	4701	94.0
1999-00	3225	7053	.457	429	1244	.345	1484	2005	.740	1251	2719	3970	1901	1814	12	604	1318	416	8363	102.0
2000-01	2938	6693	.439	381	1140	.334	1631	2231	.731	1048	2623	3691	1778	1848	21	622	1273	379	7888	96.2
2001-02	3094	6851	.452	452	1293	.350	1640	2184	.751	1065	2600	3665	1865	1788	16	589	1155	377	8	



YEARLY ROSTERS

1980–81

Coach Dick Motta (Record 15-67, Sixth)

No.	Player	G	Ppg
32	Darrell Allums	22	2.7
6	Winford Boynes	44	6.5
45	Marty Byrnes	72	7.8
34	Austin Carr	8	2.0
15	Brad Davis	56	11.2
43	Monti Davis	1	1.0
52	Ralph Drollinger	w6	2.5
42	Terry Duerod	18	9.3
10	Joe Hassett	17	8.1
20	Geoff Huston	56	16.1
11	Abdul Jeelani	66	8.4
53	Clarence Kea	16	7.3
21	Chad Kinch	12	3.2
25	Tom LaGarde	82	13.7
44	Scott Lloyd	72	8.8
17	Oliver Mack	62	10.2
43	Stan Pietkiewicz	36	3.9
54	Bill Robinzine	70	13.9
33/34	Jim Spanarkel	82	14.4
31	Richard Washington	11	10.8
54	Jerome Whitehead	7	5.3

1981–82

Coach Dick Motta (Record 28-54, Fifth)

No.	Player	G	Ppg
24	Mark Aguirre	51	18.7
22	Rolando Blackman	82	13.3
23	Allan Bristow	82	7.0
43	Wayne Cooper	76	9.0
15	Brad Davis	82	12.1
53	Clarence Kea	35	2.3
25	Tom LaGarde	47	6.6
44	Scott Lloyd	74	3.9
17	Oliver Mack	13	3.4
40	Kurt Nimphius	63	5.3
34	Jim Spanarkel	82	10.1
33	Elston Turner	80	8.3
31	Jay Vincent	81	21.4

1982–83

Coach Dick Motta (Record 38-44, Fourth)

No.	Player	G	Ppg
24	Mark Aguirre	81	24.4
22	Rolando Blackman	75	17.7
23	Allan Bristow	37	2.8
42	Pat Cummings	81	12.5
15	Brad Davis	79	11.6
20	Bill Garnett	75	6.3
44	Scott Lloyd	15	3.3
40	Kurt Nimphius	81	5.3
14	Kelvin Ransay	76	11.1
34	Jim Spanarkel	48	5.7
25	Corny Thompson	44	2.8
33	Elston Turner	59	3.6
31	Jay Vincent	81	18.7

1983–84

Coach Dick Motta (Record 43-39, Second)

No.	Player	G	Ppg
24	Mark Aguirre	79	29.5
22	Rolando Blackman	81	22.4
42	Pat Cummings	80	13.1
15	Brad Davis	81	11.1
14	Dale Ellis	67	8.2
20	Bill Garnett	80	5.1
12	Derek Harper	82	5.7
40	Kurt Nimphius	82	7.9
21	Roger Phegley	10	2.1
34	Jim Spanarkel	7	3.4
33	Elston Turner	47	2.9
31	Jay Vincent	61	11.0
45	Mark West	34	1.1

1984–85

Coach Dick Motta (Record 44-38, Third)

No.	Player	G	Ppg
24	Mark Aguirre	80	25.7
22	Rolando Blackman	81	19.7
55	Wallace Bryant	56	2.9
32	Howard Carter	11	0.8
15	Brad Davis	82	10.1
14	Dale Ellis	72	9.3
12	Derek Harper	82	9.6
40	Kurt Nimphius	82	6.1
41	Sam Perkins	82	11.0
52	Charlie Sitton	43	2.1
7	Tom Sluby	31	2.4
31	Jay Vincent	79	18.2

1985–86

Coach Dick Motta (Record 44-38, Third)

No.	Player	G	Ppg
24	Mark Aguirre	74	22.6
33	Uwe Blab	48	2.6
22	Rolando Blackman	82	21.5
55	Wallace Bryant	9	3.1
15	Brad Davis	82	9.3
40	James Donaldson	69	8.3
14	Dale Ellis	72	7.1
12	Derek Harper	79	12.2
43	Harold Keeling	20	2.2
40	Kurt Nimphius	13	7.0
41	Sam Perkins	80	15.4
32	Detlef Schrempf	64	6.2
52	Charlie Sitton	Injured	
31	Jay Vincent	80	13.8
23	Bill Wennington	56	3.4

1986–87

Coach Dick Motta (Record 55-27, First)

No.	Player	G	Ppg
24	Mark Aguirre	80	25.7
33	Uwe Blab	30	1.8
22	Rolando Blackman	80	21.0
15	Brad Davis	82	7.0
40	James Donaldson	82	10.8
12	Derek Harper	77	16.0
6	Myron Jackson	8	1.4
21	Dennis Nutt	25	2.3
41	Sam Perkins	80	14.8
32	Detlef Schrempf	81	9.3
42	Roy Tarpley	75	7.5
23	Bill Wennington	58	2.7
4	Al Wood	54	6.6

1987–88

Coach John MacLeod (Record 53-29, Second)

No.	Player	G	Ppg
24	Mark Aguirre	77	25.1
2	Steve Alford	28	2.1
33	Uwe Blab	73	2.2
22	Rolando Blackman	71	18.7
15	Brad Davis	75	7.2
40	James Donaldson	81	7.0
21	Jim Farmer	30	2.0
12	Derek Harper	82	17.0
44	Sam Perkins	75	14.2
32	Detlef Schrempf	82	8.5
42	Roy Tarpley	81	13.5
23	Bill Wennington	30	2.1
4	Al Wood	0	0.0

1988–89

Coach John MacLeod (Record 38-44, Fourth)

No.	Player	G	Ppg
24	Mark Aguirre	44	21.7
4	Steve Alford	9	0.8
33	Uwe Blab	37	1.8
22	Rolando Blackman	78	19.7
4	Adrian Dantley	31	20.3
15	Brad Davis	78	6.4
40	James Donaldson	53	9.1
12	Derek Harper	81	17.3
21	Anthony Jones	25	2.6
44	Sam Perkins	78	15.0
32	Detlef Schrempf	37	9.5
42	Roy Tarpley	29	17.3
41	Terry Tyler	70	5.5
23	Bill Wennington	65	4.6
20	Morlon Wiley	51	2.2
32	Herb Williams	30	6.6

1989–90

Coaches John MacLeod (5-6) and
Richie Aduabato (42-29) (Record 47-35, Third)

No.	Player	G	Ppg
2	Steve Alford	41	4.1
22	Rolando Blackman	80	19.4
4	Adrian Dantley	45	14.7
15	Brad Davis	73	6.4
40	James Donaldson	73	9.1
12	Derek Harper	82	18.0
21	Anthony Jones	66	3.0
7	Bob McCann	10	2.6
44	Sam Perkins	76	15.9
42	Roy Tarpley	45	16.8
5	Kelvin Upshaw	3	0.7
10	Mark Wade	1	0.0
23	Bill Wennington	60	4.5
33	Randy White	55	4.3
32	Herb Williams	81	8.6

1990–91

Coach Richie Aduabato (Record 28-54, Sixth)

No.	Player	G	Ppg
4	Steve Alford	34	4.4
22	Rolando Blackman	80	19.9
15	Brad Davis	80	5.4
40	James Donaldson	82	10.0
2	Alex English	79	9.7
50	Jim Grandholm	26	3.0
12	Derek Harper	77	19.7
21	Fat Lever	4	7.3
1	Rodney McCray	74	11.4
55	John Shasky	57	2.6
42	Roy Tarpley	5	20.4
5	Kelvin Upshaw	48	5.6
33	Randy White	79	8.8
32	Herb Williams	60	12.5
34	Howard Wright	3	2.0

1991–92

Coach Richie Aduabato (Record 22-60, Fifth)

No.	Player	G	Ppg
22	Rolando Blackman	75	18.3
15	Brad Davis	33	2.8
43	Terry Davis	68	10.2
40	James Donaldson	44	6.2
5	Tom Garrick	6	1.7
12	Derek Harper	65	17.7
35	Donald Hodge	51	8.4
41	Brian Howard	27	4.9
55	Mike Iuzzolino	52	9.3
21	Fat Lever	31	11.2
1	Rodney McCray	75	9.0
20	Tracy Moore	42	8.5
23	Brian Quinnett	15	2.7
34	Doug Smith	76	8.8
31	Joao Vianna	1	2.0
33	Randy White	65	6.4
32	Herb Williams	75	11.5

1992–93

Coaches Richie Aduabato (2-27) and
Gar Heard (9-44) (Record 11-71, Sixth)

No.	Player	G	Ppg
23	Stephen Bardo	23	2.2
40	Walter Bond	74	8.0
30	Dexter Cambridge	53	7.0
44	Radisav Curcic	20	2.9
43	Terry Davis	75	12.7
12	Derek Harper	62	18.2
35	Donald Hodge	79	5.0
41	Brian Howard	68	6.5
13	Mike Iuzzolino	70	8.7
24	Jim Jackson	28	16.3
23	Tim Legler	30	9.6
21	Fat Lever	Injured	
20	Tracy Moore	39	7.2
31	Walter Palmer	20	3.0
45	Sean Rooks	72	13.5
34	Doug Smith	61	10.4
10	Lamont Strothers	9	5.6
52	Randy White	64	9.7
20	Morlon Wiley	33	5.8



1993–94

Coach Quinn Buckner (Record 13-69, Sixth)

No.	Player	G	Ppg
66	Chuck Brown	1	3.0
19	Tony Campbell	41	9.7
43	Terry Davis	15	3.7
40	Greg Dreiling	54	2.4
12	Derek Harper	28	11.6
30	Lucious Harris	77	5.4
35	Donald Hodge	50	2.7
24	Jim Jackson	82	19.2
54	Popeye Jones	81	5.8
23	Tim Legler	79	8.3
21	Fat Lever	81	6.9
32	Jamal Mashburn	79	19.2
50	Darren Morningstar	22	4.3
45	Sean Rooks	47	11.4
34	Doug Smith	79	8.8
33	Randy White	18	6.4
20	Morlon Wiley	12	1.2
44	Lorenzo Williams	34	3.2

1994–95

Coach Dick Motta (Record 36-46, Fifth)

No.	Player	G	Ppg
11	Scott Brooks	31	7.9
43	Terry Davis	46	3.0
17	Tony Dumas	58	4.6
30	Lucious Harris	79	9.5
35	Donald Hodge	54	3.9
24	Jim Jackson	51	25.7
54	Popeye Jones	80	10.3
15	Jason Kidd	79	11.7
21	George McCloud	42	9.6
32	Jamal Mashburn	80	24.1
34	Doug Smith	63	5.1
42	Roy Tarpley	55	12.6
20	Morlon Wiley	38	3.4
44	Lorenzo Williams	82	4.0

1995–96

Coach Dick Motta (Record 26-56, Tied Fifth)

No.	Player	G	Ppg
1	Scott Brooks	69	5.1
43	Terry Davis	28	4.9
7	Tony Dumas	67	11.6
30	Lucious Harris	61	7.9
35	Donald Hodge	13	1.4
24	Jim Jackson	82	19.6
54	Popeye Jones	68	11.3
5	Jason Kidd	81	16.6
21	George McCloud	79	18.9
32	Jamal Mashburn	18	23.4
40	Loren Meyer	72	5.0
4	Cherokee Parks	64	3.9
50	Reggie Slater	3	3.7
44	Lorenzo Williams	65	3.0
10	David Wood	37	4.9

1996–97

Coach Jim Cleamons (Record 24-58, Fourth)

No.	Player	G	Ppg
44	Shawn Bradley	33	14.6
10	Sam Cassell	16	12.3
5	Sasha Danilovic	13	16.6
50	Greg Dreiling	40	2.0
7	Tony Dumas	18	4.0
4	Michael Finley	56	16.0
25	Chris Gatling	44	19.1
45	A.C. Green	56	7.9
12	Derek Harper	75	10.0
24	Jim Jackson	46	15.5
5	Jason Kidd	22	9.9
33	Stacey King	6	2.0
32	Jamal Mashburn	37	10.6
21	George McCloud	41	13.7
40	Loren Meyer	19	4.1
2	Oliver Miller	42	4.3
00	Eric Montross	47	3.9
31/13	Martin Müürsepp	32	4.3
31	Ed O'Bannon	19	2.4
14	Robert Pack	20	11.5
6	Khalid Reeves	13	7.8
44	Fred Roberts	12	1.8
33	Jason Sasser	2	1.0
1	Stevin Smith	8	1.8
20	Erick Strickland	28	10.6
52	Samaki Walker	43	5.0
3	Jamie Watson	10	4.5

1997–98

Coaches Jim Cleamons (4-12) and

Don Nelson (Record 16-50, Fifth)

No.	Player	G	Ppg
11	Chris Anstey	41	5.9
44	Shawn Bradley	64	11.4
51	Adrian Caldwell	1	0.0
23	Cedric Ceballos	12	16.9
24	Hubert Davis	81	11.1
4	Michael Finley	82	21.5
45	A.C. Green	82	7.3
13	Martin Müürsepp	41	5.7
3	Kevin Ollie	16	2.9
14	Robert Pack	12	7.8
6	Khalid Reeves	82	8.7
21	Shawn Respert	10	8.2
50	Eric Riley	39	3.6
7	Dennis Scott	52	13.6
20	Erick Strickland	67	7.6
40	Kurt Thomas	5	7.4
52	Samaki Walker	41	8.9
35	Bubba Wells	39	3.3

1998–99

Coach Don Nelson (Record 19-31, Fifth)

No.	Player	G	Ppg
11	Chris Anstey	41	3.3
44	Shawn Bradley	49	8.6
23	Cedric Ceballos	13	12.5
24	Hubert Davis	50	9.1
4	Michael Finley	50	20.2
45	A.C. Green	50	4.9
13	Steve Nash	40	7.9
41	Dirk Nowitzki	47	8.2
14	Robert Pack	25	8.9
20	Erick Strickland	33	7.5
40	Bruno Sundov	3	1.3
33	Gary Trent	45	16.0
52	Samaki Walker	39	5.9
18	Hot Rod Williams	25	1.2

1999–2000

Coach Don Nelson (Record 40-42, Fourth)

No.	Player	G	Ppg
44	Shawn Bradley	77	8.4
21	Greg Buckner	48	5.7
23	Cedric Ceballos	69	16.6
24	Hubert Davis	79	7.4
4	Michael Finley	82	22.6
3	Dirk Nowitzki	21	3.9
43	Randell Jackson	1	0.0
11	Damon Jones	42	3.9
13	Steve Nash	56	8.6
41	Dirk Nowitzki	82	17.5
14	Robert Pack	29	8.9
2	Rodrick Rhodes	1	0.0
70	Dennis Rodman	12	2.8
45	Sean Rooks	71	4.4
20	Erick Strickland	68	12.8
40	Bruno Sundov	14	1.9
33	Gary Trent	11	13.7
18	Hot Rod Williams	0	0.0

2000–01

Coach Don Nelson (Record 53-29, Tied Second)

No.	Player	G	Ppg
8	Courtney Alexander	38	4.2
52	Calvin Booth	15	7.5
44	Shawn Bradley	82	7.1
2	Mark Bryant	18	1.1
21	Greg Buckner	37	6.2
31	Bill Curley	5	0.6
24	Hubert Davis	51	7.3
9	Howard Easley	82	9.0
54	Obinna Ekezie	4	0.0
4	Michael Finley	82	21.5
1	Donnell Harvey	18	1.2
5	Juwan Howard	27	17.8
32	Christian Laettner	53	7.5
3	Vernon Maxwell	19	4.3
14	Eduardo Najera	40	3.3
13	Steve Nash	70	15.6
41	Dirk Nowitzki	82	21.8
33	Gary Trent	33	4.0
35	Loy Vaught	37	3.1
16	Wang Zhizhi	5	4.8

2001–02

Coach Don Nelson (Record 57-25, Second)

No.	Player	G	Ppg
9	Tariq Abdul-Wahad	4	0.0
3	Charlie Bell	2	0.0
44	Shawn Bradley	53	4.1
21	Greg Buckner	44	5.8
42	Evan Eschmeyer	31	2.0
4	Michael Finley	69	20.6
7	Adrian Griffin	58	7.2
10	Tim Hardaway	54	9.6
1	Donnell Harvey	18	2.1
5	Juwan Howard	53	12.9
5	Avery Johnson	17	3.2
45	Raef LaFrentz	27	10.8
6	Danny Manning	41	4.0
2	Darrick Martin	3	0.3
14	Eduardo Najera	62	6.5
13	Steve Nash	82	17.9
2	Johnny Newman	47	4.2
41	Dirk Nowitzki	76	23.4
31	Nick Van Exel	27	13.2
16	Wang Zhizhi	55	5.6

2002–03

Coach Don Nelson (Record 60-22, Tied First)

No.	Player	G	Ppg
9	Tariq Abdul-Wahad	14	4.1
11	Raja Bell	75	3.1
44	Shawn Bradley	81	6.7
42	Evan Eschmeyer	17	1.0
4	Michael Finley	69	19.3
7	Adrian Griffin	74	4.4
21	Adam Harrington	13	0.8
6	Avery Johnson	48	3.3
54	Popeye Jones	26	2.0
45	Raef LaFrentz	69	9.3
14	Eduardo Najera	48	6.7
13	Steve Nash	82	17.7
41	Dirk Nowitzki	80	25.1
17	Antoine Rigaudneau	11	1.5
0/30	Mark Strickland	4	1.0
31	Nick Van Exel	73	12.5
43	Walt Williams	66	5.5

2003–04

Coach Don Nelson (Record 52-30, Third)

No.	Player	G	Ppg
9	Tariq Abdul-Wahad	0	Na
3	Travis Best	61	2.8
44	Shawn Bradley	66	3.3
6	Marquis Daniels	56	8.5
7	Tony Delk	33	6.0
4	Michael Finley	72	18.6
21	Danny Fortson	56	3.9
5	Josh Howard	67	8.6
33	Antawn Jamison	82	14.8
14	Eduardo Najera	58	3.0
13	Steve Nash	78	14.5
34	Mamadou N'diaye	3	0.0
41	Dirk Nowitzki	77	21.8
10	Jon Stefansson	0	N/A
8	Antoine Walker	82	14.0
42	Scott Williams	27	3.0

2004–05

Coaches Don Nelson (42-22) and

Avery Johnson (16-2) (Record 58-24, Second)

No.	Player	G	Ppg
9	Tariq Abdul-Wahad	0	N/A
10	Darrell Armstrong	52	2.3
52	Calvin Booth	34	2.4
44	Shawn Bradley	77	2.7
25	Erick Dampier	59	9.2
21	Dan Dickau	4	1.3
6	Marquis Daniels	60	9.1
4	Michael Finley	64	15.7
34	Devin Harris	76	5.7
50	Alan Henderson	78	3.5
5	Josh Howard	76	12.6
28	DJ Mbenga	15	1.0
41	Dirk Nowitzki	78	26.1
24	Pavel Podkolzin	5	0.2
42	Jerry Stackhouse	56	14.9
31	Jason Terry	80	12.4
2	Keith Van Horn	29	12.2



2005–06

Coach Avery Johnson (60-22, Second)

No.	Player	G	Ppg
1	Rawle Marshall	23	3.1
2	Keith Van Horn	53	8.9
5	Josh Howard	59	15.6
6	Marquis Daniels	62	10.2
7	DeSagana Diop	81	2.3
10	Darrell Armstrong	62	2.1
13	Doug Christie	7	3.7
24	Pavel Podkolzin	1	3.0
25	Erick Dampier	82	5.7
28	DJ Mbenga	43	1.7
31	Jason Terry	80	17.1
33	Josh Powell	37	3.0
34	Devin Harris	56	9.9
41	Dirk Nowitzki	81	26.6
42	Jerry Stackhouse	55	13.0
44	Adrian Griffin	52	4.6

2006–07

Coach Avery Johnson (67-15, First)

No.	Player	G	Ppg
1	Greg Buckner	76	4.0
5	Josh Howard	70	18.9
7	DeSagana Diop	81	2.3
8	Anthony Johnson	40	3.8
11	Jose Juan Barea	33	2.4
13	Maurice Ager	32	2.2
21	Pops Mensah-Bonsu	12	2.4
25	Erick Dampier	76	7.1
28	DJ Mbenga	21	0.8
31	Jason Terry	81	16.7
34	Devin Harris	80	10.2
40	Devean George	60	6.4
41	Dirk Nowitzki	78	24.6
42	Jerry Stackhouse	67	12.0
44	Austin Croshere	61	3.7
45	Kevin Willis	5	2.4

2007–08

Coach Avery Johnson (51-31, Fourth)

No.	Player	G	Ppg
2	Jason Kidd	29	9.9
5	Josh Howard	76	19.9
6	Eddie Jones	47	3.7
7	DeSagana Diop	52	3.0
10	Tyronn Lue	17	3.8
11	Jose Juan Barea	44	4.3
13	Maurice Ager	12	1.3
20	Nick Fazekas	4	1.0
20	Jamaal Magloire	7	1.7
21	Antoine Wright	15	3.5
23	Trenton Hassell	37	2.1
25	Erick Dampier	72	6.1
30	Malik Allen	25	3.1
31	Jason Terry	82	15.5
32	Brandon Bass	79	8.3
34	Devin Harris	39	14.4
40	Devean George	53	3.7
41	Dirk Nowitzki	77	23.6
42	Jerry Stackhouse	58	10.7
55	Juwan Howard	50	1.1

2008–09

Coach Rick Carlisle (50-32, Third)

No.	Player	G	Ppg
1	Ryan Hollins	27	2.9
2	Jason Kidd	81	9.0
4	Shawne Williams	15	2.8
5	Josh Howard	52	18.0
7	DeSagana Diop	34	1.6
8	Gerald Green	38	5.2
11	Jose Juan Barea	79	7.8
13	Matt Carroll	21	1.2
21	Antoine Wright	65	7.3
25	Erick Dampier	80	5.7
31	Jason Terry	74	19.6
32	Brandon Bass	81	8.5
33	James Singleton	62	5.1
40	Devean George	43	3.4
41	Dirk Nowitzki	81	25.9
42	Jerry Stackhouse	10	5.1

2009–10

Coach Rick Carlisle (55-27, First)

No.	Player	G	Ppg
0	Shawn Marion	75	12.0
2	Jason Kidd	80	10.3
3	Rodrigue Beaubois	56	7.1
4	Caron Butler	27	15.2
5	Josh Howard	31	12.5
6	Quinton Ross	27	2.0
7	Tim Thomas	18	7.5
10	Von Wafer	0	N/A
11	Jose Juan Barea	78	7.6
13	Matt Carroll	25	1.8
14	Eduardo Najera	33	3.3
21	Nathan Jawai	0	N/A
25	Erick Dampier	55	6.0
31	Jason Terry	77	16.6
33	Brendan Haywood	28	8.1
33	James Singleton	25	2.4
41	Dirk Nowitzki	81	25.0
43	Kris Humphries	25	5.2
90	Drew Gooden	46	8.9
92	DeShawn Stevenson	24	2.0

2010–11

Coach Rick Carlisle (57-25, Second)

No.	Player	G	Ppg
0	Shawn Marion	80	12.5
2	Jason Kidd	80	7.9
3	Rodrigue Beaubois	28	8.4
4	Caron Butler	29	15.0
6	Tyson Chandler	74	10.1
7	Sasha Pavlovic	10	4.1
8	Alexis Ajinca	10	2.9
11	Jose Juan Barea	81	9.5
13	Carey Brewer	13	5.3
16	Peja Stojakovic	25	8.6
20	Dominique Jones	18	2.3
21	Steve Novak	7	1.6
28	Ian Mahinmi	56	3.1
31	Jason Terry	82	15.8
33	Brendan Haywood	72	4.4
35	Brian Cardinal	56	2.6
41	Dirk Nowitzki	73	23.0
92	DeShawn Stevenson	72	5.3

2011–12

Coach Rick Carlisle (36-30, Third)

No.	Player	G	Ppg
0	Shawn Marion	63	10.6
2	Jason Kidd	48	6.2
3	Rodrigue Beaubois	53	8.9
4	Kelenna Azubuike	3	2.3
7	Lamar Odum	50	6.6
9	Yi Jianlian	30	2.6
13	Delonte West	44	9.6
20	Dominique Jones	33	2.7
25	Vince Carter	61	10.1
28	Ian Mahinmi	61	5.8
31	Jason Terry	63	15.1
32	Sean Williams	8	3.6
33	Brendan Haywood	54	5.2
34	Brandon Wright	49	6.9
35	Brian Cardinal	44	1.0
41	Dirk Nowitzki	62	21.6

2012–13

Coach Rick Carlisle (41-41, Fourth)

No.	Player	G	Ppg
0	Shawn Marion	67	12.1
1	Jared Cunningham	8	2.0
3	Rodrigue Beaubois	45	4.0
4	Darren Collison	81	12.0
5	Bernard James	46	2.8
6	Troy Murphy	14	4.6
6	Derek Fisher	9	8.6
7	Justin Dentmon	2	0.0
8	Chris Wright	3	0.7
9	Joe Crowder	78	5.0
10	Josh Akognon	3	1.7
13	Mike James	45	6.1
17	Chris Douglas-Roberts	6	2.8
20	Dominique Jones	29	4.0
23	Anthony Morrow	17	2.3
25	Vince Carter	81	13.4
30	Dahntay Jones	50	3.5
32	O.J. Mayo	82	15.3
34	Brandon Wright	64	8.5
35	Chris Kaman	66	10.5
41	Dirk Nowitzki	53	17.3
42	Elton Brand	72	7.2
52	Eddy Curry	2	4.5

2013–14

Coach Rick Carlisle (49-33, Fourth)

No.	Player	G	Ppg
0	Shawn Marion	76	10.4
1	Samuel Dalembert	80	6.6
3	Shane Larkin	48	2.8
5	Bernard James	30	0.9
7	Ricky Ledo	11	1.7
8	Jose Calderon	81	11.4
9	Joe Crowder	78	4.6
11	Monta Ellis	82	19.0
20	Devin Harris	40	7.9
21	Wayne Ellington	45	3.2
25	Vince Carter	81	11.9
33	Gal Mekel	31	2.4
34	Brandon Wright	58	9.1
41	Dirk Nowitzki	80	21.7
45	DeJuan Blair	78	6.4

2014–15

Coach Rick Carlisle (50-32, Fourth)

No.	Player	G	Ppg
1	Ricky Ledo	5	0.2
1	Amar'e Stoudemire	23	10.8
2	Raymond Felton	29	3.7
3	Charlie Villanueva	64	6.3
4	Greg Smith	42	1.9
5	Jose Juan Barea	77	7.5
6	Tyson Chandler	75	10.3
7	Al-Farouq Aminu	74	5.6
8	Dwight Powell	24	3.4
9	Joe Crowder	25	3.6
9	Rajon Rando	46	9.3
11	Monta Ellis	80	18.9
14	Jameer Nelson	23	7.3
20	Devin Harris	76	8.8
24	Richard Jefferson	74	5.8
25	Chandler Parsons	66	15.7
34	Brandon Wright	27	8.8
41	Dirk Nowitzki	77	17.3
55	Bernard James	16	2.8

2015–16

Coach Rick Carlisle (42-40, Second)

No.	Player	G	Ppg
1	Justin Anderson	55	3.8
2	Raymond Felton	80	9.5
3	Charlie Villanueva	62	5.1
5	Jose Juan Barea	74	10.9
7	Dwight Powell	69	5.8
8	Deron Williams	65	14.1
11	JaVale McGee	34	5.1
12	John Jenkins	21	3.3
21	Jeremy Evans	30	2.4
23	Wesley Matthews	78	12.5
25	Chandler Parsons	61	13.7
27	Zaza Pchulia	76	8.6
34	Devin Harris	64	7.6
41	Dirk Nowitzki	75	18.3
42	David Lee	25	8.5
50	Salah Mejri	34	3.7

2016–17

Coach Rick Carlisle (33-49, Fifth)

No.	Player	G	Ppg
1	Justin Anderson	51	6.5
2	Quinn Cook	5	5.4
3	Jonathan Gibson	17	6.2
3	Nerlens Noel	22	8.5
4	Quincy Acy	6	2.2
5	Jose Juan Barea	35	10.9
6	Andrew Bogut	26	3.0
6	Manny Harris	4	2.0
7	Dwight Powell	77	6.7
8	Deron Williams	40	13.1
9	Nicolas Brussino	54	2.8
10	Dorian Finney-Smith	81	4.3
11	Yogi Ferrell	36	11.3
14	DeAndre Liggins	1	8.0
19	Jarrod Uthoff	9	4.4
20	A.J. Hammons	22	2.2
23	Wesley Matthews	73	13.5
30	Seth Curry	70	12.8
34	Devin Harris	65	6.7
40	Harrison Barnes	79	19.2
41	Dirk Nowitzki	54	14.2
42	Ben Bentil	3	0.0
50	Salah Mejri	73	2.9
55	Pierre Jackson	9	3.9



2017–18

Coach Rick Carlisle (24-58, Fourth)

No.	Player	G	Ppg
1	Dennis Smith Jr.	69	15.2
3	Nerlens Noel	30	4.4
5	Jose Juan Barea	69	11.6
6	Johnathan Motley	11	8.7
7	Dwight Powell	79	8.5
8	Gian Clavell	7	2.9
8	Kyle Collinsworth	32	3.2
9	Aaron Harrison	9	6.7
10	Dorian Finney-Smith	21	5.9
11	Yogi Ferrell	82	10.2
13	Josh McRoberts	2	0.0
17	Jeff Withey	10	1.5
20	Doug McDermott	26	9.0
21	Jalen Jones	12	5.8
23	Wesley Matthews	63	12.7
30	Seth Curry	0	-
32	Scotty Hopson	1	1.0
32	Jameel Warney	3	5.7
34	Devin Harris	44	8.5
40	Harrison Barnes	77	18.9
41	Dirk Nowitzki	77	12.0
42	Maxi Kleber	72	5.4
44	Antoniou Cleveland	13	0.8
50	Salah Mejri	61	3.5



MAVERICKS OF THE PAST

ABDUL-WAHAD, TARIQ #9

6-6 GUARD/FORWARD • SAN JOSE STATE '95 • BORN 11/3/74 • TRADED BY DENVER WITH RAEF LAFRENTZ, AVERY JOHNSON AND NICK VAN EXEL TO DALLAS FOR JUWAN HOWARD, DONNELL HARVEY, TIM HARDAWAY AND A 2002 FIRST-ROUND PICK 2/21/02 • WAIVED 9/28/05

YEAR	GP-GS	MIN	AVG	FGM-FGA	PCT	FTM-FTA	- REBOUNDS -				AVG	AST	PF-D	STL	TO	BLK	PTS	AVG	HI
							PCT	OFF	DEF	TOT									
01-02	4-0	24	6.0	0-2	.000	0-1	.000	2	4	6	1.5	2	5-0	2	3	1	0	0.0	0
02-03	14-0	204	14.6	27-58	.466	3-6	.500	14	26	40	2.9	21	26-0	6	7	3	57	4.1	12
03-04	DID NOT PLAY - INJURED																		
04-05	DID NOT PLAY - INJURED																		
TOT	18-0	228	12.7	27-60	.450	3-7	.429	16	30	46	2.6	23	31-0	8	10	4	57	3.2	12

Three-point FG: '02-03, 0-1 (.000)

YEAR	GP-GS	MIN	AVG	FGM-FGA	PCT	FTM-FTA	NBA PLAYOFF STATISTICS				AVG	AST	PF-D	STL	TO	BLK	PTS	AVG	HI
							PCT	OFF	DEF	TOT									
02-03	8-0	79	9.9	9-30	.300	7-8	.875	11	11	22	2.8	7	6-0	0	1	0	25	3.1	10

Three-point FG: '02-03, 0-2 (.000)

ACY, QUINCY #4

6-7 FORWARD • BAYLOR • BORN 10/6/90 • FREE AGENT SIGNEE 7/20/16 • WAIVED 11/17/16

YEAR	GP-GS	MIN	AVG	FGM-FGA	PCT	FTM-FTA	- REBOUNDS -				AVG	AST	PF-D	STL	TO	BLK	PTS	AVG	HI
							PCT	OFF	DEF	TOT									
16-17	6-0	48	8.0	5-17	.294	2-3	.667	2	6	8	1.3	0	9-0	0	2	0	13	2.2	6

Three-point FG: 1-7 (.143)

AGER, MAURICE #13

6-5 GUARD • D-2006 1ST RND (28TH OVERALL) • MICHIGAN STATE '06 • BORN 2/9/84 • TRADED TO NEW JERSEY WITH DEVIN HARRIS, DESAGANA DIOP, KEITH VAN HORN, TRENTON HASSELL AND TWO FIRST-ROUND PICKS FOR JASON KIDD, MALIK ALLEN AND ANTOINE WRIGHT 2/19/08

YEAR	GP-GS	MIN	AVG	FGM-FGA	PCT	FTM-FTA	- REBOUNDS -				AVG	AST	PF-D	STL	TO	BLK	PTS	AVG	HI
							PCT	OFF	DEF	TOT									
06-07	32-1	215	6.7	22-70	.314	20-33	.606	1	20	21	0.6	7	27-0	4	15	3	69	2.2	20
07-08	12-3	77	6.4	5-27	.185	5-6	.833	1	3	4	0.4	4	11-0	0	3	1	15	1.3	5
TOT	44-4	292	6.6	27-97	.278	25-39	.641	2	23	25	0.6	11	38-0	4	18	4	84	1.9	20

Three-point FG: '06-07, 5-15 (.333); '07-08, 0-8 (.000); total, 5-23 (.217)

YEAR	GP-GS	MIN	AVG	FGM-FGA	PCT	FTM-FTA	NBA PLAYOFF STATISTICS				AVG	AST	PF-D	STL	TO	BLK	PTS	AVG	HI
							PCT	OFF	DEF	TOT									
06-07	3-0	24	8.0	5-9	.556	3-6	.500	1	2	3	1.0	0	3-0	0	0	0	15	5.0	10

Three-point FG: '06-07, 2-3 (.667)

AGUIRRE, MARK #24

6-6 FORWARD • D-1981 1ST RND (1ST OVERALL) • DEPAUL '82 • BORN 12/10/59 • TRADED TO DETROIT 2/15/89 FOR ADRIAN DANTLEY AND DETROIT'S 1991 FIRST-ROUND CHOICE

YEAR	GP-GS	MIN	AVG	FGM-FGA	PCT	FTM-FTA	- REBOUNDS -				AVG	AST	PF-D	STL	TO	BLK	PTS	AVG	HI
							PCT	OFF	DEF	TOT									
81-82	51-20	1468	28.8	381-820	.465	168-247	.680	89	160	249	4.9	164	152-0	37	135	22	955	18.7	42
82-83	81-75	2784	34.4	767-1589	.483	429-589	.728	191	317	508	6.3	332	247-5	80	261	26	1979	24.4	44
83-84	79-79	2900	36.7	925-1765	.524	465-621	.749	161	308	469	5.9	358	246-5	80	285	22	2330	29.5	46
84-85	80-79	2699	33.7	794-1569	.506	440-580	.759	188	289	477	6.0	249	250-3	60	253	24	2055	25.7	49
85-86	74-73	2501	33.8	668-1327	.503	318-451	.705	177	268	445	6.0	339	229-6	62	252	14	1670	22.6	42
86-87	80-80	2663	33.3	787-1590	.495	429-557	.770	181	246	427	5.3	254	243-4	84	217	30	2056	25.7	43
87-88	77-77	2610	33.9	746-1571	.475	388-504	.770	182	252	434	5.6	278	223-1	70	203	57	1932	25.1	38
88-89	44-44	1529	34.8	373-829	.450	178-244	.730	90	145	235	5.3	189	128-0	29	140	29	953	21.7	41
TOT	566-527	19154	33.8	5441-11060	.492	2815-3793	.742	1259	1985	3244	5.7	2163	1718-24	502	1746	224	13930	24.6	49

Three-point FG: '81-82, 25-71 (.352); '82-83, 16-76 (.211); '83-84, 15-56 (.268); '84-85, 27-85 (.318); '85-86, 16-56 (.286); '86-87, 53-150 (.353); '87-88, 52-172 (.302); '88-89, 29-99 (.293). Total, 233-765 (.305)

YEAR	GP-GS	MIN	AVG	FGM-FGA	PCT	FTM-FTA	NBA PLAYOFF STATISTICS				AVG	AST	PF-D	STL	TO	BLK	PTS	AVG	HI
							PCT	OFF	DEF	TOT									
83-84	10-9	350	35.0	88-184	.478	44-57	.772	21	55	76	7.6	32	34-2	5	27	5	220	22.0	34
84-85	4-4	164	41.0	44-89	.494	27-32	.844	16	14	30	7.5	16	16-1	3	15	0	116	29.0	39
85-86	10-10	345	34.5	105-214	.491	35-55	.636	21	50	71	7.1	54	28-1	9	23	0	247	24.7	39
86-87	4-4	130	32.5	31-62	.500	23-30	.767	11	13	24	6.0	8	15-1	8	9	0	85	21.3	28
87-88	17-17	558	32.8	147-294	.500	60-86	.698	34	66	100	5.9	56	49-0	14	41	9	367	21.6	38
TOT	45-44	1547	34.4	415-843	.492	189-260	.727	103	198	301	6.7	166	142-5	39	115	14	1035	23.0	39

Three-point FG: '83-84, 0-5 (.000); '84-85, 1-2 (.500); '85-86, 2-6 (.333); '86-87, 0-4 (.000); '87-88, 13-34 (.382). Total, 16-51 (.314)

YEAR	SITE	GP-GS	MIN	FGM-FGA	PCT	FTM-FTA	NBA ALL-STAR RECORD				AVG	AST	PF-D	ST	TO	BLK	PTS	AVG
							1PCT	OFF	DEF	TOT								
1984	DEN	1-0	13	15-80	.625	3-40	1.750	1	0	1	2	2-0	1	2	1	13	13.0	
1987	SEA	1-0	17	13-60	.500	2-30	1.667	1	1	2	1	1-0	0	2	0	9	9.0	
1988	CHI	1-0	12	15-10	.500	3-30	1.000	0	1	1	1	3-0	1	3	0	14	14.0	
TOT		3-0	42	13-24	.542	8-10	1.800	2	2	4	4	6-0	2	7	1	36	12.0	

Three-point FG: '87, 1-2 (.500); '88, 1-3 (.333). Total, 2-5 (.400)

**AJINCA, ALEXIS #8**

7-2 CENTER • BORN 5/6/88 • ACQUIRED FROM CHARLOTTE, ALONG WITH TYSON CHANDLER, IN EXCHANGE FOR ERICK DAMPIER, MATT CARROLL, EDUARDO NAJERA AND CASH ON 7/13/10 • TRADED, ALONG WITH A SECOND-ROUND PICK AND CASH, TO TORONTO FOR THE RIGHTS TO GEORGIOS PRINTEZIS

YEAR	GP-GS	MIN	AVG	FGM-FGA	PCT	FTM-FTA	PCT	- REBOUNDS -			AVG	AST	PF-D	STL	TO	BLK	PTS	AVG	HI
								OFF	DEF	TOT									
10-11	10-2	75	7.5	12-32	.375	2-3	.667	5	12	17	1.7	2	13-0	3	1	5	29	2.9	7

Three-point FG: 3-7 (.429)

AKOGNON, JOSH #10

5-10 GUARD • CAL STATE FULLERTON • BORN 2/10/86 • SIGNED TO A10-DAY CONTRACT ON 4/3/13 • FREE AGENT SIGNEE 4/13/13 • WAIVED 7/22/13

YEAR	GP-GS	MIN	AVG	FGM-FGA	PCT	FTM-FTA	PCT	- REBOUNDS -			AVG	AST	PF-D	STL	TO	BLK	PTS	AVG	HI
								OFF	DEF	TOT									
12-13	3-0	9	3.0	2-4	.500	0-0	---	0	1	1	0.3	1	3-0	0	0	5	1.7	3	

Three-point FG: 1-2 (.500)

ALEXANDER, COURTNEY #8

6-6 GUARD • FRESNO STATE '00 • BORN 4/27/77 • ACQUIRED FROM ORLANDO FOR DALLAS' 2001 FIRST-ROUND DRAFT PICK AND CASH 6/28/00 • TRADED WITH CHRISTIAN LAETTNER, LOY VAUGHT, HUBERT DAVIS, ETAN THOMAS AND CASH FOR JUWAN HOWARD, CALVIN BOOTH AND OBINNA EKEZIE 2/22/01

YEAR	GP-GS	MIN	AVG	FGM-FGA	PCT	FTM-FTA	PCT	- REBOUNDS -			AVG	AST	PF-D	STL	TO	BLK	PTS	AVG	HI
								OFF	DEF	TOT									
00-01	38-6	472	12.4	62-178	.348	33-45	.733	20	43	63	1.7	21	76-1	16	21	3	160	4.2	20

Three-point FG: 3-10 (.300)

ALLEN, MALIK #30

6-9 FORWARD/CENTER • VILLANOVA '00 • BORN 6/27/78 • ACQUIRED WITH JASON KIDD AND ANTOINE WRIGHT FROM NEW JERSEY FOR DEVIN HARRIS, DESAGANA DIOP, TRENTON HASSELL, MAURICE AGER, KEITH VAN HORN, TWO FIRST-ROUND PICKS 2/19/08 • COMPLETED CONTRACT 5/08

YEAR	GP-GS	MIN	AVG	FGM-FGA	PCT	FTM-FTA	PCT	- REBOUNDS -			AVG	AST	PF-D	STL	TO	BLK	PTS	AVG	HI
								OFF	DEF	TOT									
07-08	25-4	335	13.4	33-66	.500	11-12	.917	24	44	68	2.8	15	60-1	4	13	10	77	3.1	12

Three-point FG: None Attempted.

YEAR	GP-GS	MIN	AVG	FGM-FGA	PCT	FTM-FTA	PCT	NBA PLAYOFF STATISTICS			AVG	AST	PF-D	STL	TO	BLK	PTS	AVG	HI
								OFF	DEF	TOT									
07-08	3-0	18	6.0	0-1	.000	0-0	---	0	0	0	0.0	0	4-0	0	0	0	0.0	--	

Three-point FG: None Attempted.

ALLUMS, DARRELL #32

6-9 FORWARD/CENTER • D-1980 5TH RND (103RD OVERALL) • UCLA '80 • BORN 9/12/58 • WAIVED 1/21/80

YEAR	GP-GS	MIN	AVG	FGM-FGA	PCT	FTM-FTA	PCT	- REBOUNDS -			AVG	AST	PF-D	STL	TO	BLK	PTS	AVG	HI
								OFF	DEF	TOT									
80-81	22-3	276	12.5	23-67	.343	13-22	.591	19	46	65	3.0	25	51-2	5	23	8	59	2.7	11

Three-point FG: 0-1 (.000)

**AMINU, AL-FAROUC #7**

6-9 FORWARD • WAKE FOREST • BORN 9/21/90 • FREE AGENT SIGNEE 7/29/14 • DID NOT EXERCISE CONTRACT OPTION 6/30/15

YEAR	GP-GS	MIN	AVG	FGM-FGA	PCT	FTM-FTA	PCT	- REBOUNDS -				AVG	AST	PF-D	STL	TO	BLK	PTS	AVG	HI
								OFF	DEF	TOT										
14-15	74-3	1366	18.5	147-357	.412	84-118	.712	114	228	342	4.6	59	137-0	70	55	62	412	5.6	17	

Three-point FG: 34-124 (.274).

NBA PLAYOFF STATISTICS																				
YEAR	GP-GS	MIN	AVG	FGM-FGA	PCT	FTM-FTA	PCT	- REBOUNDS -				AVG	AST	PF-D	STL	TO	BLK	PTS	AVG	HI
								OFF	DEF	TOT										
14-15	5-2	150	30.0	17-31	.548	15-19	.789	14	22	36	7.2	6	15-1	10	6	8	56	11.2	16	

Three-point FG: 7-11 (.636).

ANDERSON, JUSTIN #1

6-6 GUARD/FORWARD • VIRGINIA • BORN 11/19/93 • D-2015 1ST RND (21ST OVERALL) • TRADED TO PHILADELPHIA WITH ANDREW BOGUT AND A 2017 PROTECTED FIRST-ROUND PICK FOR NERLENS NOEL 2/23/17

YEAR	GP-GS	MIN	AVG	FGM-FGA	PCT	FTM-FTA	PCT	- REBOUNDS -				AVG	AST	PF-D	STL	TO	BLK	PTS	AVG	HI
								OFF	DEF	TOT										
15-16	55-9	647	11.8	71-175	.406	44-55	.800	18	114	132	2.4	29	45-0	19	24	25	208	3.8	19	
16-17	51-2	710	13.9	111-277	.401	70-88	.795	39	110	149	2.9	32	64-0	28	40	16	329	6.5	19	
TOT	106-11	1357	12.8	182-452	.403	114-143	.797	57	224	281	2.7	61	109-0	47	64	41	537	5.1	19	

Three-point FG: '15-16, 22-83 (.265); '16-17, 37-122 (.303). Total, 59-205 (.288)

NBA PLAYOFF STATISTICS																				
YEAR	GP-GS	MIN	AVG	FGM-FGA	PCT	FTM-FTA	PCT	- REBOUNDS -				AVG	AST	PF-D	STL	TO	BLK	PTS	AVG	HI
								OFF	DEF	TOT										
15-16	5-1	95	19.0	17-37	.459	9-14	.643	9	11	20	4.0	7	12-0	4	5	3	47	9.4	14	

Three-point FG: 4-13 (.308)

ANSTEY, CHRIS #11

7-0 FORWARD • BORN 1/1/75 • AUSTRALIA • ACQUIRED FROM PORTLAND FOR THE RIGHTS TO KELVIN CATO AND CASH 6/25/97 • TRADED TO CHICAGO FOR THE BULLS' 2000 SECOND-ROUND DRAFT CHOICE 9/29/99

YEAR	GP-GS	MIN	AVG	FGM-FGA	PCT	FTM-FTA	PCT	- REBOUNDS -				AVG	AST	PF-D	STL	TO	BLK	PTS	AVG	HI
								OFF	DEF	TOT										
97-98	41-8	680	16.6	92-231	.398	53-74	.716	53	104	157	3.8	35	95-1	31	41	27	240	5.9	26	
98-99	41-4	470	11.5	50-139	.360	34-48	.708	35	62	97	2.4	27	98-1	18	26	13	134	3.3	12	
TOT	82-1 2	1150	14.0	142-370	.384	87-122	.713	88	166	254	3.1	62	193-2	49	67	40	374	4.6	26	

Three-point FG: '97-98, 3-16 (.188); '98-99, 0-7 (.000). Total, 3-23 (.130)

ARMSTRONG, DARRELL #10

6-1 GUARD • FAYETTEVILLE STATE • BORN 6/22/68 • TRADED BY NEW ORLEANS TO DALLAS FOR DAN DICKAU AND A 2005 SECOND-ROUND PICK 12/3/04 • TRADED TO INDIANA WITH RAWLE MARSHALL AND JOSH POWELL FOR ANTHONY JOHNSON 6/24/06

YEAR	GP-GS	MIN	AVG	FGM-FGA	PCT	FTM-FTA	PCT	- REBOUNDS -				AVG	AST	PF-D	STL	TO	BLK	PTS	AVG	HI
								OFF	DEF	TOT										
04-05	52-7	576	11.1	36-118	.305	39-47	.830	19	48	67	2.2	113	62-1	30	39	6	122	2.3	7	
05-06	62-2	622	10.0	43-128	.336	33-42	.786	18	63	81	1.4	86	71-0	27	58	3	130	2.1	12	
TOT	114-9	1198	10.5	79-246	.321	72-89	.809	37	111	148	1.7	199	133-1	57	97	9	252	2.2	12	

Three-point FG: '04-05, 11-41 (.268); '05-06, 11-48 (.229). Total, 22-89 (.247)

NBA PLAYOFF STATISTICS																				
YEAR	GP-GS	MIN	AVG	FGM-FGA	PCT	FTM-FTA	PCT	- REBOUNDS -				AVG	AST	PF-D	STL	TO	BLK	PTS	AVG	HI
								OFF	DEF	TOT										
04-05	9-0	66	7.3	8-16	.500	0-0	.000	3	1	4	1.0	9	9-0	3	2	2	18	2.0	9	
05-06	11-0	47	4.3	3-15	.200	2-2	1.000	1	6	7	0.2	2	9-0	3	1	1	8	0.7	2	
TOT	20-0	113	5.7	11-31	.355	2-2	1.000	4	7	11	0.6	11	18-0	6	3	3	26	1.3	9	

Three-point FG: 2005, 2-8 (.250); 2006, 0-7 (.000). Total, 2-15 (.133)

**AZUBUIKE, KELENN A #4**

6-5 GUARD/FORWARD • KENTUCKY • BORN 12/16/83 • FREE AGENT SIGNEE 3/23/12 • TRADED TO CLEVELAND WITH THE DRAFT RIGHTS TO TYLER ZELLER (17TH OVERALL PICK) IN EXCHANGE FOR THE DRAFT RIGHTS TO JARED CUNNINGHAM (24TH OVERALL PICK), BERNARD JAMES (33RD OVERALL SELECTION) AND JAE CROWDER (34TH OVERALL PICK) 6/28/12

YEAR	GP-GS	MIN	AVG	FGM-FGA	PCT	FTM-FTA	PCT	- REBOUNDS -			AVG	AST	PF-D	STL	TO	BLK	PTS	AVG	HI
								OFF	DEF	TOT									
11-12	3-0	18	2.3	3-8	.375	0-0	---	0	0	0	0.0	0	1-0	1	4	0	7	2.3	7

Three-point FG: 1-3 (.333)

NBA PLAYOFF STATISTICS

YEAR	GP-GS	MIN	AVG	FGM-FGA	PCT	FTM-FTA	PCT	OFF	DEF	TOT	AVG	AST	PF-D	STL	TO	BLK	PTS	AVG	HI
11-12	1-0	5	3.0	1-3	.333	0-0	---	1	0	1	1.0	0	0-0	1	1	0	3	3.0	3

Three-point FG: 1-1 (1.000)

BARDO, STEPHEN #23

6-5 GUARD • ILLINOIS '90 • BORN 4/5/68 • FREE AGENT SIGNEE 10/7/92 • WAIVED 1/6/93

YEAR	GP-GS	MIN	AVG	FGM-FGA	PCT	FTM-FTA	PCT	- REBOUNDS -			AVG	AST	PF-D	STL	TO	BLK	PTS	AVG	HI
								OFF	DEF	TOT									
92-93	23-0	175	7.6	19-62	.306	12-17	.706	10	27	37	1.6	29	28-0	8	17	3	51	2.2	6

Three-point FG: 1-6 (.167)

BEAUBOIS, RODRIGUE #3

6-2 GUARD • GUADELOUPE • BORN 2/24/88 • ACQUIRED WITH A SECOND-ROUND PICK FROM OKLAHOMA CITY IN EXCHANGE FOR B.J. MULLENS • COMPLETED CONTRACT 6/30/13

YEAR	GP-GS	MIN	AVG	FGM-FGA	PCT	FTM-FTA	PCT	- REBOUNDS -			AVG	AST	PF-D	STL	TO	BLK	PTS	AVG	HI
								OFF	DEF	TOT									
09-10	56-16	702	12.5	155-299	.518	42-52	.808	12	66	78	1.4	74	84-1	29	54	12	397	7.1	40
10-11	28-26	498	17.8	94-223	.422	23-30	.767	7	45	52	1.9	64	76-0	20	47	8	236	8.4	18
11-12	53-12	1152	21.7	188-445	.422	58-69	.841	19	132	151	2.8	152	98-0	56	70	28	472	8.9	25
12-13	45-0	553	12.3	65-176	.369	30-38	.789	9	48	57	1.3	84	54-0	19	33	4	181	4.0	19
TOT	182-54	2905	16.0	502-1143	.439	153-189	.810	47	291	338	1.9	374	312-1	124	204	52	1286	7.1	40

Three-point FG: '09-10, 45-110 (.409); '10-11, 25-83 (.301); '11-12, 38-132 (.288); '12-13, 21-72 (.292). Total, 129-397 (.325)

NBA PLAYOFF STATISTICS

YEAR	GP-GS	MIN	AVG	FGM-FGA	PCT	FTM-FTA	PCT	OFF	DEF	TOT	AVG	AST	PF-D	STL	TO	BLK	PTS	AVG	HI
09-10	4-0	31	7.8	9-19	.474	1-3	.333	2	4	6	1.5	4	5-0	0	3	0	21	5.3	16
11-12	2-0	12	6.0	0-2	.000	0-0	---	0	1	1	0.5	2	1-0	0	1	0	0	0.0	0
TOT	6-0	43	7.2	9-21	.429	1-3	.333	2	5	7	1.2	6	6-0	0	4	0	21	3.5	16

Three-point FG: 2010, 2-6 (.474); 2012, 0-1 (.000). Total, 2-7 (.286)

BELL, CHARLIE #3

6-3 GUARD • MICHIGAN STATE '01 • BORN 3/12/79 • FREE AGENT SIGNEE 1/12/02 • WAIVED 2/21/02

YEAR	GP-GS	MIN	AVG	FGM-FGA	PCT	FTM-FTA	PCT	- REBOUNDS -			AVG	AST	PF-D	STL	TO	BLK	PTS	AVG	HI
								OFF	DEF	TOT									
01-02	2-0	2	1.0	0-0	.000	0-0	.000	0	1	1	0.5	0	0-0	0	0	0	0.0	0	

Three-point FG: None Attempted.

BELL, RAJA #11

6-5 GUARD • FLORIDA INTERNATIONAL '99 • BORN 9/19/76 • FREE AGENT SIGNEE 10/1/02 • COMPLETED CONTRACT 6/30/03

YEAR	GP-GS	MIN	AVG	FGM-FGA	PCT	FTM-FTA	PCT	- REBOUNDS -			AVG	AST	PF-D	STL	TO	BLK	PTS	AVG	HI
								OFF	DEF	TOT									
02-03	75-32	1173	15.6	93-211	.411	23-34	.676	47	98	145	1.9	57	134-1	52	43	8	230	3.1	13

Three-point FG: 3-10 (.300)

NBA PLAYOFF STATISTICS

YEAR	GP-GS	MIN	AVG	FGM-FGA	PCT	FTM-FTA	PCT	OFF	DEF	TOT	AVG	AST	PF-D	STL	TO	BLK	PTS	AVG	HI
02-03	17-7	305	17.9	40-73	.548	11-20	.550	13	38	51	3.0	27	41-0	5	6	0	97	5.7	16

Three-point FG: 6-13 (.462)



BENTIL, BEN #42

6-9 FORWARD • PROVIDENCE • BORN 3/25/95 • SIGNED TO A 10-DAY CONTRACT 2/26/17 • COMPLETED 10-DAY CONTRACT 3/7/17

YEAR	GP-GS	MIN	AVG	FGM-FGA	PCT	FTM-FTA	PCT	- REBOUNDS -			AVG	AST	PF-D	STL	TO	BLK	PTS	AVG	HI
								OFF	DEF	TOT									
16-17	3-0	10	3.3	0-3	.000	0-0	—	0	2	2	0.7	0	1-0	0	1	0	0.0	0	

Three-point FG: 0-1 (.000)

BEST, TRAVIS #3

5-11 GUARD • GEORGIA TECH '95 • BORN 7/12/72 • FREE AGENT SIGNEE 8/22/03 • COMPLETED CONTRACT 5/1/04

YEAR	GP-GS	MIN	AVG	FGM-FGA	PCT	FTM-FTA	PCT	- REBOUNDS -			AVG	AST	PF-D	STL	TO	BLK	PTS	AVG	HI
								OFF	DEF	TOT									
03-04	61-1	762	12.5	64-172	.372	40-46	.870	17	51	68	1.1	112	66-0	31	33	4	171	2.8	13

Three-point FG: 3-20 (.150)

BLAB, UWE #33

7-1 CENTER • D-1985 1ST RND (17TH OVERALL) • INDIANA '85 • BORN 3/26/62 • COMPLETED CONTRACT 4/89

YEAR	GP-GS	MIN	AVG	FGM-FGA	PCT	FTM-FTA	PCT	- REBOUNDS -			AVG	AST	PF-D	STL	TO	BLK	PTS	AVG	HI
								OFF	DEF	TOT									
85-86	48-0	409	8.5	44-94	.468	36-67	.537	25	66	91	1.9	17	65-0	3	28	12	124	2.6	14
86-87	30-0	160	5.3	20-51	.392	13-28	.464	11	25	36	1.2	13	33-0	4	15	9	53	1.8	7
87-88	73-1	658	9.0	58-132	.439	46-65	.708	52	82	134	1.8	35	108-1	8	49	29	162	2.2	12
88-89	37-0	208	5.6	24-52	.462	20-25	.800	11	33	44	1.2	12	36-0	3	14	13	68	1.8	10
TOT	188-1	1435	7.6	146-329	.444	115-185	.622	99	206	305	1.6	77	242-1	18	106	63	407	2.2	14

Three-point FG: None Attempted.

NBA PLAYOFF STATISTICS

YEAR	GP-GS	MIN	AVG	FGM-FGA	PCT	FTM-FTA	PCT	- REBOUNDS -			AVG	AST	PF-D	STL	TO	BLK	PTS	AVG	HI
								OFF	DEF	TOT									
85-86	1-0	6	6.0	2-3	.667	0-0	—	0	1	1	1.0	0	1-0	0	0	4	4.0	4	
86-87	1-0	10	10.0	1-1	1.000	1-4	.250	1	2	3	3.0	0	4-0	1	2	1	3	3.0	3
87-88	3-0	8	2.7	0-2	.000	2-2	1.000	1	0	1	0.3	1	1-0	0	1	0	2	0.7	2
TOT	5-0	24	4.8	3-6	.500	3-6	.500	2	3	5	1.0	1	6-0	1	3	1	9	1.8	4

Three-point FG: None Attempted.

BLACKMAN, ROLANDO #22

6-6 GUARD • D-1981 1ST RND (9TH OVERALL) • KANSAS STATE '81 • BORN 2/26/59 • TRADED TO NEW YORK FOR 1995 FIRST-ROUND CHOICE 6/24/92

YEAR	GP-GS	MIN	AVG	FGM-FGA	PCT	FTM-FTA	PCT	- REBOUNDS -			AVG	AST	PF-D	STL	TO	BLK	PTS	AVG	HI
								OFF	DEF	TOT									
81-82	82-16	1979	24.1	439-855	.513	212-276	.768	97	157	254	3.1	105	122-0	46	113	30	1091	13.3	27
82-83	75-62	2349	31.3	513-1042	.492	297-381	.780	108	185	293	3.9	185	116-0	37	118	29	1326	17.7	38
83-84	81-81	3025	37.3	721-1320	.546	372-458	.812	124	249	373	4.6	288	127-0	56	169	37	1815	22.4	43
84-85	81-80	2834	35.0	625-1230	.508	342-413	.828	107	193	300	3.7	289	96-0	61	162	16	1598	19.7	36
85-86	82-81	2787	34.0	677-1318	.514	404-483	.836	88	203	291	3.5	271	138-0	79	189	25	1762	21.5	46
86-87	80-80	2758	34.5	626-1264	.495	419-474	.884	96	182	278	3.5	266	142-0	64	174	21	1676	21.0	41
87-88	71-69	2580	36.3	497-1050	.473	331-379	.873	82	164	246	3.5	262	112-0	64	144	18	1325	18.7	32
88-89	78-78	2946	37.8	594-1249	.476	316-370	.854	70	203	273	3.5	288	137-0	65	165	20	1534	19.7	37
89-90	80-80	2934	36.7	626-1256	.498	287-340	.844	88	192	280	3.5	289	128-0	77	174	21	1552	19.4	35
90-91	80-80	2965	37.1	634-1316	.482	282-326	.865	63	193	256	3.2	301	153-0	69	159	19	1590	19.9	37
91-92	75-74	2527	33.7	535-1161	.461	239-266	.898	78	161	239	3.2	204	134-0	50	153	22	1374	18.3	31
TOT	865-781	29684	34.3	6487-13061	.497	3501-4166	.840	1001	2082	3083	3.6	2748	1405-0	668	1720	258	16643	19.2	46

Three-point FG: '81-82, 1-4 (.250); '82-83, 3-15 (.200); '83-84, 1-11 (.091); '84-85, 6-20 (.300); '85-86, 4-29 (.138); '86-87, 5-15 (.333); '87-88, 0-5 (.000); '88-89, 30-85 (.353); '89-90, 13-43 (.302); '90-91, 40-114 (.351); '91-92, 65-169 (.385). Total, 168-510 (.329)

NBA PLAYOFF STATISTICS

YEAR	GP-GS	MIN	AVG	FGM-FGA	PCT	FTM-FTA	PCT	- REBOUNDS -			AVG	AST	PF-D	STL	TO	BLK	PTS	AVG	HI
								OFF	DEF	TOT									
83-84	10-10	397	39.7	93-175	.531	53-63	.841	15	26	41	4.1	40	15-0	6	24	4	239	23.9	31
84-85	4-4	169	42.3	47-92	.511	36-38	.947	11	15	26	6.5	19	8-0	2	14	2	131	32.8	43
85-86	10-10	371	37.1	83-167	.497	42-53	.792	15	20	35	3.5	32	26-1	8	20	1	208	20.8	28
86-87	4-4	153	38.3	36-73	.493	22-24	.917	4	10	14	3.5	17	7-0	2	8	0	94	23.5	27
87-88	17-17	672	39.5	126-261	.483	55-62	.887	26	29	55	3.2	77	28-0	15	25	3	307	18.1	31
89-90	3-3	127	42.3	24-54	.444	10-10	1.000	2	7	9	3.0	13	7-0	6	13	2	60	20.0	23
TOT	48-48	1889	39.4	409-822	.498	218-250	.872	73	107	180	3.8	198	91-1	39	104	12	1039	21.6	43

**BLAIR, DEJUAN #45**

6-7 CENTER/FORWARD • PITTSBURGH • BORN 4/22/89 • FREE AGENT SIGNEE 8/7/13 • TRADED TO WASHINGTON AS PART OF A SIGN-AND-TRADE DEAL IN EXCHANGE FOR THE RIGHTS TO EMIR PRELDZIC 7/16/14

YEAR	GP-GS	MIN	AVG	FGM-FGA	PCT	FTM-FTA	PCT	- REBOUNDS -			AVG	AST	PF-D	STL	TO	BLK	PTS	AVG	HI
								OFF	DEF	TOT									
13-14	78-13	1214	15.6	210-393	.534	77-121	.636	139	229	368	4.7	70	192-1	60	77	21	497	6.4	18

THREE-POINT FG: 0-2 (.000)

NBA PLAYOFF STATISTICS

YEAR	GP-GS	MIN	AVG	FGM-FGA	PCT	FTM-FTA	PCT	OFF	DEF	TOT	AVG	AST	PF-D	STL	TO	BLK	PTS	AVG	HI
13-14	6-0	81	13.4	16-27	.593	8-13	.615	14	23	37	6.2	1	14-0	12	5	0	40	6.7	12

Three-point FG: None Attempted.

BOGUT, ANDREW #6

7-0 CENTER • UTAH • BORN 11/28/84 • ACQUIRED WITH A FUTURE SECOND-ROUND PICK FROM GOLDEN STATE FOR A FUTURE CONDITIONAL SECOND-ROUND PICK 7/7/16 • TRADED WITH JUSTIN ANDERSON AND A 2017 PROTECTED FIRST-ROUND PICK TO PHILADELPHIA FOR NERLENS NOEL 2/23/17

YEAR	GP-GS	MIN	AVG	FGM-FGA	PCT	FTM-FTA	PCT	- REBOUNDS -			AVG	AST	PF-D	STL	TO	BLK	PTS	AVG	HI
								OFF	DEF	TOT									
16-17	26-21	582	22.4	38-81	.469	3-11	.273	56	162	218	8.4	49	84-2	13	43	25	79	3.0	8

Three-point FG: 0-1 (.000)

BOND, WALTER #40

6-5 GUARD • MINNESOTA '91 • BORN 2/1/69 • FREE AGENT SIGNEE 10/7/92 • COMPLETED CONTRACT 4/93

YEAR	GP-GS	MIN	AVG	FGM-FGA	PCT	FTM-FTA	PCT	- REBOUNDS -			AVG	AST	PF-D	STL	TO	BLK	PTS	AVG	HI
								OFF	DEF	TOT									
92-93	74-38	1578	21.3	227-565	.402	129-167	.772	52	144	196	2.6	122	223-3	75	112	18	590	8.0	25

Three-point FG: 7-42 (.167)

BOOTH, CALVIN #52

6-11 CENTER • PENN STATE '99 • BORN 5/7/76 • ACQUIRED FROM WASHINGTON WITH JUWAN HOWARD AND OBINNA EKEZIE FOR CHRISTIAN LAETTNER, LOY VAUGHT, ETAN THOMAS, HUBERT DAVIS, COURTNEY ALEXANDER AND CASH 2/22/01 • CONTRACT COMPLETE 5/01 • ACQUIRED FROM SEATTLE FOR DANNY FORTSON 7/26/04 • TRADED TO MILWAUKEE WITH ALAN HENDERSON FOR KEITH VAN HORN 2/24/05

YEAR	GP-GS	MIN	AVG	FGM-FGA	PCT	FTM-FTA	PCT	- REBOUNDS -			AVG	AST	PF-D	STL	TO	BLK	PTS	AVG	HI
								OFF	DEF	TOT									
00-01	15-7	293	19.5	46-84	.548	20-33	.606	24	48	72	4.8	19	55-0	12	17	30	112	7.5	12
04-05	34-1	262	7.7	34-79	.430	14-16	.875	16	42	58	1.7	4	55-0	11	8	16	82	2.4	10
TOT	49-8	555	11.3	80-163	.491	34-49	.694	40	130	130	2.7	23	110-0	23	25	46	194	4.0	12

THREE-POINT FG: '00-01, NONE ATTEMPTED; '04-05, 0-1 (.000). TOTAL, 0-1 (.000)

NBA PLAYOFF STATISTICS

YEAR	GP-GS	MIN	AVG	FGM-FGA	PCT	FTM-FTA	PCT	OFF	DEF	TOT	AVG	AST	PF-D	STL	TO	BLK	PTS	AVG	HI
2001	10-0	137	13.7	15-37	.405	8-9	.889	16	12	28	2.8	2	29-0	7	4	6	38	3.8	16

Three-point FG: None Attempted.

BOYNES, WINFORD #6

6-7 GUARD • DISPERSAL CHOICE FROM NEW JERSEY • SAN FRANCISCO '79 • BORN 5/17/57 • WAIVED 2/19/81

YEAR	GP-GS	MIN	AVG	FGM-FGA	PCT	FTM-FTA	PCT	- REBOUNDS -			AVG	AST	PF-D	STL	TO	BLK	PTS	AVG	HI
								OFF	DEF	TOT									
80-81	44-17	757	17.2	121-313	.387	45-55	.818	24	51	75	1.7	37	79-1	23	69	16	287	6.5	22

Three-point FG: None Attempted.

**BRADLEY, SHAWN #44**

7-6 CENTER • BRIGHAM YOUNG '95 • BORN 3/22/72 • ACQUIRED FROM NEW JERSEY WITH ED O'BANNON, ROBERT PACK AND KHALID REEVES FOR SAM CASSELL, CHRIS GATLING, JIM JACKSON, GEORGE MCCLOUD AND ERIC MONTROSS 2/17/97 • WAIVED 9/18/05

YEAR	GP-GS	MIN	AVG	FGM-FGA	PCT	FTM-FTA	- REBOUNDS -					PF-D	STL	TO	BLK	PTS	AVG	HI	
							PCT	OFF	DEF	TOT	AVG								
96-97	33-32	1060	32.1	207-449	.461	68-106	.642	103	183	286	8.7	32	115-3	17	70	88	482	14.6	32
97-98	64-46	1822	28.5	300-711	.422	130-180	.722	164	354	518	8.1	60	214-9	51	96	214	731	11.4	26
98-99	49-33	1294	26.4	167-348	.480	86-115	.748	130	262	392	8.0	40	153-2	35	56	159	420	8.6	20
99-00	77-54	1901	24.7	266-555	.479	114-149	.765	160	337	497	6.5	60	260-7	71	74	190	647	8.4	26
00-01	82-35	2001	24.4	219-447	.490	140-178	.787	160	448	608	7.4	38	256-6	36	88	228	579	7.1	22
01-02	53-16	757	14.3	78-163	.479	59-64	.922	53	123	176	3.3	20	128-3	28	25	64	215	4.1	15
02-03	81-39	1731	21.4	201-375	.536	141-175	.806	151	325	476	5.9	54	242-5	65	67	170	543	6.7	16
03-04	66-5	773	11.7	89-188	.473	41-49	.837	72	101	173	2.6	20	130-1	33	17	74	219	3.3	13
04-05	77-14	882	11.5	84-186	.452	43-63	.683	70	144	214	2.8	15	153-1	25	33	63	211	2.7	15
TOT	582-274	12221	21.0	1611-3422	.471	822-1079	.762	1063	2277	3340	5.7	339	1651-37	361	526	1250	4047	7.0	32

THREE-POINT FG: '96-97, 0-3 (.000); '97-98, 1-3 (.333); '98-99, 0-4 (.000); '99-00, 1-5 (.200); '00-01, 1-6 (.167); '01-02, 0-1 (.000); '02-03, 0-1 (.000); '03-04, 0-1 (.000). TOTAL, 3-24 (.125)

YEAR	GP-GS	MIN	AVG	FGM-FGA	PCT	FTM-FTA	NBA PLAYOFF STATISTICS					PF-D	STL	TO	BLK	PTS	AVG	HI	
							PCT	OFF	DEF	TOT	AVG								
00-01	10-10	256	25.6	27-51	.529	10-13	.769	24	47	71	7.1	5	37-1	4	10	30	64	6.4	10
01-02	7-0	25	3.6	3-6	.500	0-0	.000	1	4	5	0.7	0	9-0	0	1	6	0.9	2	
02-03	17-7	246	14.5	20-50	.400	9-12	.750	23	42	65	3.8	5	48-2	3	15	14	49	2.9	7
03-04	2-0	3	1.5	0-0	.000	0-0	.000	0	0	0	0.0	0	1-0	0	0	0	0.0	0	
04-05	7-0	27	3.9	4-6	.667	1-2	.500	4	2	6	0.9	0	7-0	0	0	2	9	1.3	5
TOT	43-17	557	13.0	54-113	.478	21-27	.778	52	95	147	3.4	10	102-3	7	26	47	128	3.0	10

Three-point FG: '02-03, 0-1 (.000). Total, 0-1 (.000)

BRAND, ELTON #42

6-9 FORWARD/CENTER • DUKE • BORN 3/11/79 • AWARDED TO DALLAS VIA AMNESTY WAIVER CLAIM 7/13/12 • COMPLETED CONTRACT 6/30/13

YEAR	GP-GS	MIN	AVG	FGM-FGA	PCT	FTM-FTA	- REBOUNDS -					PF-D	STL	TO	BLK	PTS	AVG	HI	
							PCT	OFF	DEF	TOT	AVG								
12-13	72-18	1527	21.2	226-478	.473	66-93	.710	130	300	430	6.0	70	192-0	50	57	90	518	7.2	20

Three-point FG: 0-1 (.000)

BREWER, COREY #13

6-9 FORWARD • FLORIDA • BORN 3/5/86 • FREE AGENT SIGNEE 3/3/11 • TRADED TO DENVER ALONG WITH RUDY FERNANDEZ FOR A SECOND-ROUND DRAFT PICK IN 2016 12/13/11

YEAR	GP-GS	MIN	AVG	FGM-FGA	PCT	FTM-FTA	- REBOUNDS -					PF-D	STL	TO	BLK	PTS	AVG	HI	
							PCT	OFF	DEF	TOT	AVG								
10-11	13-2	148	11.4	25-51	.490	15-21	.714	12	11	23	1.8	12	25-0	11	10	2	69	5.3	20

Three-point FG: 4-13 (.308)

YEAR	GP-GS	MIN	AVG	FGM-FGA	PCT	FTM-FTA	NBA PLAYOFF STATISTICS					PF-D	STL	TO	BLK	PTS	AVG	HI	
							PCT	OFF	DEF	TOT	AVG								
2010-11	6-0	23	3.8	4-9	.444	0-0	.000	0	2	2	0.3	1	5-0	4	2	0	9	1.5	5

Three-point FG: 1-3 (.333)

BRISTOW, ALLAN #23

6-7 FORWARD • VIRGINIA TECH '73 • BORN 8/23/51 • ACQUIRED FROM UTAH WITH WAYNE COOPER FOR BILL ROBINZINE 8/20/81 • COMPLETED CONTRACT 4/83

YEAR	GP-GS	MIN	AVG	FGM-FGA	PCT	FTM-FTA	- REBOUNDS -					PF-D	STL	TO	BLK	PTS	AVG	HI	
							PCT	OFF	DEF	TOT	AVG								
81-82	82-54	2035	24.8	218-499	.437	134-164	.817	119	220	339	5.5	448	222-2	65	165	6	573	7.0	16
82-83	37-0	371	10.0	44-99	.444	10-14	.714	24	35	59	1.9	70	46-0	6	31	1	104	2.8	10

Three-point FG: '81-82, 3-18 (.167); '82-83, 6-13 (.462). Total, 9-31 (.290)

BROOKS, SCOTT #1

5-11 GUARD • CAL-IRVINE '87 • BORN 7/31/65 • ACQUIRED FROM HOUSTON FOR MORLON WILEY AND THE MAVERICKS' 1995 SECOND-ROUND DRAFT PICK 2/23/95 • RIGHTS RENOUNCED 7/17/96

YEAR	GP-GS	MIN	AVG	FGM-FGA	PCT	FTM-FTA	- REBOUNDS -					PF-D	STL	TO	BLK	PTS	AVG	HI	
							PCT	OFF	DEF	TOT	AVG								
94-95	31-0	622	20.1	91-210	.433	46-58	.793	13	40	53	1.7	94	42-0	26	33	3	245	7.9	21
95-96	69-0	716	10.4	134-293	.457	59-69	.855	11	30	41	0.6	100	53-0	42	43	3	352	5.1	18
TOT	100-0	1338	13.4	225-503	.447	105-127	.827	24	70	94	0.9	194	95-0	68	76	6	597	6.0	21

Three-point FG: '94-95, 17-52 (.327); '95-96, 25-62 (.403). Total, 42-114 (.368)

**BROWN, CHUCKY #6**

6-8 FORWARD • NORTH CAROLINA STATE '89 • BORN 2/29/68 • FREE AGENT SIGNEE 11/11/93 • WAIVED 11/23/93

YEAR	GP-GS	MIN	AVG	FGM-FGA	PCT	FTM-FTA	- REBOUNDS -			AVG	AST	PF-D	STL	TO	BLK	PTS	AVG	HI
							PCT	OFF	DEF									
93-94	1-0	10	10.0	1-1	1.000	1-1	1.000	0	1	1	1.0	0	2-0	0	0	3	3.0	3

Three-point FG: None Attempted.

BRUSSINO, NICOLAS #9

6-8 GUARD/FORWARD • ARGENTINA • BORN 3/2/93 • FREE AGENT SIGNEE 7/15/16 • WAIVED 7/20/17

YEAR	GP-GS	MIN	AVG	FGM-FGA	PCT	FTM-FTA	- REBOUNDS -			AVG	AST	PF-D	STL	TO	BLK	PTS	AVG	HI	
							PCT	OFF	DEF										TOT
16-17	54-2	521	9.7	52-141	.369	17-22	.773	26	69	95	1.8	47	43-1	17	26	8	150	2.8	15

Three-point FG: 29-95 (.305)

BRYANT, MARK #2

6-9 FORWARD • SETON HALL '88 • BORN 4/25/65 • SIGNED AS A FREE AGENT 11/28/00 • COMPLETED CONTRACT 5/01

YEAR	GP-GS	MIN	AVG	FGM-FGA	PCT	FTM-FTA	- REBOUNDS -			AVG	AST	PF-D	STL	TO	BLK	PTS	AVG	HI	
							PCT	OFF	DEF										TOT
00-01	18-1	101	5.6	8-20	.400	3-5	.600	4	17	21	1.2	3	29-1	1	5	2	19	1.1	6

Three-point FG: None Attempted.

NBA PLAYOFF STATISTICS

YEAR	GP-GS	MIN	AVG	FGM-FGA	PCT	FTM-FTA	PCT	OFF	DEF	TOT	AVG	AST	PF-D	STL	TO	BLK	PTS	AVG	HI
00-01	4-0	34	8.5	1-2	.500	0-0	.000	3	3	6	1.5	0	6-1	1	1	0	2	0.5	2

Three-point FG: None Attempted.

BRYANT, WALLACE #55

7-0 CENTER • SAN FRANCISCO '82 • BORN 7/14/59 • ACQUIRED FROM CHICAGO FOR 1986 SECOND-ROUND CHOICE 9/14/84 • WAIVED 11/26/85

YEAR	GP-GS	MIN	AVG	FGM-FGA	PCT	FTM-FTA	- REBOUNDS -			AVG	AST	PF-D	STL	TO	BLK	PTS	AVG	HI	
							PCT	OFF	DEF										TOT
84-85	56-35	860	15.4	67-148	.453	30-44	.682	74	167	241	4.3	84	110-1	21	46	24	164	2.9	14
85-86	9-8	154	17.1	11-30	.367	6-11	.545	9	24	33	3.7	11	26-2	3	7	2	28	3.1	7
TOT	65-43	1014	15.6	78-178	.438	36-55	.655	83	191	274	4.2	95	136-3	24	53	26	192	3.0	14

Three-point FG: None Attempted.

NBA PLAYOFF STATISTICS

YEAR	GP-GS	MIN	AVG	FGM-FGA	PCT	FTM-FTA	PCT	OFF	DEF	TOT	AVG	AST	PF-D	STL	TO	BLK	PTS	AVG	HI
84-85	2-1	36	18.0	0-1	.000	2-2	1.000	1	6	7	3.5	1	5-0	1	2	1	2	1.0	2

Three-point FG: None Attempted.

BUCKNER, GREG #21

6-4 GUARD/FORWARD • D-1998 2ND ROUND (53RD OVERALL) • CLEMSON '98 • BORN 9/16/76 • COMPLETED CONTRACT 5/02 • SIGNED AS A FREE AGENT 7/13/06 • TRADED TO MINNESOTA FOR TRENTON HASSELL 9/28/07 • ACQUIRED FROM MEMPHIS FOR JERRY STACKHOUSE AND CASH CONSIDERATIONS, A SECOND-ROUND PICK AND CASH CONSIDERATIONS FROM TORONTO TO MEMPHIS, AND HEDO TURKOGLU FROM ORLANDO TO TORONTO FOR CASH CONSIDERATIONS FROM DALLAS AND TORONTO IN A DEAL THAT ALSO SENT KRIS HUMPHRIES, NATHAN JAWAI, SHAWN MARION AND CASH CONSIDERATIONS FROM TORONTO TO DALLAS FOR ANTOINE WRIGHT AND DEVEAN GEORGE 7/9/09 • WAIVED 9/14/09

YEAR	GP-GS	MIN	AVG	FGM-FGA	PCT	FTM-FTA	- REBOUNDS -			AVG	AST	PF-D	STL	TO	BLK	PTS	AVG	HI	
							PCT	OFF	DEF										TOT
99-00	48-1	923	19.2	111-223	.476	43-63	.683	56	118	174	3.6	55	148-1	38	36	20	275	5.7	25
00-01	37-9	820	22.2	84-192	.438	59-81	.728	60	96	157	4.2	49	118-2	33	27	9	229	6.2	15
01-02	44-16	885	20.1	104-198	.525	40-58	.690	67	106	173	3.9	48	124-1	31	27	19	253	5.8	18
06-07	76-11	1372	18.1	123-299	.411	27-34	.794	35	123	158	2.1	70	152-0	47	40	7	305	4.0	17
TOT	205-37	4000	19.5	422-912	.463	169-236	.716	218	443	661	3.2	222	276-4	149	130	55	1062	5.2	25

THREE-POINT FG: '99-00, 10-26 (.385); '00-01, 2-7 (.286); '01-02, 5-16 (.313); '06-07, 32-103 (.311). TOTAL, 49-152 (.322)

NBA PLAYOFF STATISTICS

YEAR	GP-GS	MIN	AVG	FGM-FGA	PCT	FTM-FTA	PCT	OFF	DEF	TOT	AVG	AST	PF-D	STL	TO	BLK	PTS	AVG	HI
00-01	5-0	75	15.0	11-23	.478	7-10	.700	8	13	21	4.2	3	12-0	5	2	0	30	6.0	14
01-02	7-0	105	15.0	12-25	.480	3-4	.750	13	13	26	3.7	4	15-0	3	3	1	27	3.9	8
06-07	6-0	44	7.3	0-7	.000	1-2	.500	2	4	6	1.0	2	7-0	2	2	1	1	0.2	1
TOT	18-0	242	13.4	23-55	.418	11-16	.688	23	30	53	2.9	8	34-0	10	7	2	58	3.2	14

Three-point FG: '00-01, 1-3 (.333); '01-02, 0-1 (.000); '06-07, 0-4 (.000). Total, 1-8 (.125)



BUTLER, CARON #4

6-7 FORWARD • CONNECTICUT • BORN 3/13/80 • ACQUIRED FROM WASHINGTON ALONG WITH BRENDAN HAYWOOD, DESHAWN STEVENSON AND CASH CONSIDERATIONS IN EXCHANGE FOR JOSH HOWARD, DREW GOODEN, QUINTON ROSS AND JAMES SINGLETON 2/13/10 • COMPLETED CONTRACT 6/30/11

YEAR	GP-GS	MIN	AVG	FGM-FGA	PCT	FTM-FTA	PCT	- REBOUNDS -				PF-D	STL	TO	BLK	PTS	AVG	HI	
								OFF	DEF	TOT	AVG								
09-10	27-27	930	34.4	157-357	.440	79-104	.760	36	109	145	5.4	49	67-0	48	47	9	410	15.2	27
10-11	29-29	867	29.9	170-378	.450	68-88	.773	22	96	118	4.1	46	59-0	28	49	8	436	15.0	30
TOT	56-56	1797	32.1	327-735	.449	147-192	.766	58	205	263	4.7	95	126-0	76	96	17	846	15.1	30

THREE-POINT FG: '09-10, 17-50 (.340); '10-11, 28-65 (.431); TOTAL, 45-115 (.391)

YEAR	GP-GS	MIN	AVG	FGM-FGA	PCT	FTM-FTA	PCT	NBA PLAYOFF STATISTICS				PF-D	STL	TO	BLK	PTS	AVG	HI	
								OFF	DEF	TOT	AVG								
09-10	6-6	202	33.7	43-99	.434	25-27	.926	3	32	35	5.8	8	16-0	9	15	5	118	19.7	35

Three-point FG: 7-23 (.304)

BYRNES, MARTY #45

6-7 FORWARD • DISPERSAL CHOICE FROM LOS ANGELES LAKERS • SYRACUSE '78 • BORN 4/30/56 • COMPLETED CONTRACT 3/81

YEAR	GP-GS	MIN	AVG	FGM-FGA	PCT	FTM-FTA	PCT	- REBOUNDS -				PF-D	STL	TO	BLK	PTS	AVG	HI	
								OFF	DEF	TOT	AVG								
80-81	72-18	1360	18.9	216-451	.479	120-157	.764	74	103	177	2.5	113	126-0	29	61	17	561	7.8	25

Three-point FG: 9-20 (.450)

CALDWELL, ADRIAN #51

6-9 FORWARD • LAMAR '89 • BORN 7/4/66 • FREE AGENT SIGNEE 10/21/97 • WAIVED 11/3/97

YEAR	GP-GS	MIN	AVG	FGM-FGA	PCT	FTM-FTA	PCT	- REBOUNDS -				PF-D	STL	TO	BLK	PTS	AVG	HI	
								OFF	DEF	TOT	AVG								
97-98	1-0	3	3.0	0-0	.000	0-0	.000	0	0	0	.000	0	0-0	0	0	0	0	0	0

Three-point FG: None Attempted.

CAMBRIDGE, DEXTER #30

6-7 FORWARD • TEXAS '92 • BORN 1/29/70 • FREE AGENT SIGNEE 8/24/92 • DECLINED TO EXERCISE OPTION 7/1/93

YEAR	GP-GS	MIN	AVG	FGM-FGA	PCT	FTM-FTA	PCT	- REBOUNDS -				PF-D	STL	TO	BLK	PTS	AVG	HI	
								OFF	DEF	TOT	AVG								
92-93	53-13	885	16.7	151-312	.484	68-99	.687	88	79	167	3.2	58	128-1	24	63	6	370	7.0	16

Three-point FG: 0-4 (.000)

CAMPBELL, TONY #19

6-7 FORWARD/GUARD • OHIO STATE '84 • BORN 5/7/62 • ACQUIRED FROM NEW YORK WITH 1997 FIRST-ROUND CHOICE FOR DEREK HARPER 1/6/94 • RIGHTS RENOUNCED 9/2/94

YEAR	GP-GS	MIN	AVG	FGM-FGA	PCT	FTM-FTA	PCT	- REBOUNDS -				PF-D	STL	TO	BLK	PTS	AVG	HI	
								OFF	DEF	TOT	AVG								
93-94	41-3	835	20.4	164-384	.427	64-83	.771	48	78	126	3.1	51	75-0	30	55	14	398	9.7	22

Three-point FG: 6-25 (.240)

CARDINAL, BRIAN #35

6-8 FORWARD • PURDUE • BORN 5/2/77 • FREE AGENT SIGNEE 9/26/10 • RE-SIGNED BY DALLAS 12/12/11 • COMPLETED CONTRACT 6/30/12

YEAR	GP-GS	MIN	AVG	FGM-FGA	PCT	FTM-FTA	PCT	- REBOUNDS -				PF-D	STL	TO	BLK	PTS	AVG	HI	
								OFF	DEF	TOT	AVG								
10-11	56-4	618	11.0	43-100	.430	17-18	.944	10	49	59	1.1	40	82-0	24	17	7	145	2.6	12
11-12	44-0	277	6.3	14-55	.255	5-6	.833	4	30	34	0.8	16	38-0	8	8	2	43	1.0	5
TOT	100-4	895	9.0	57-155	.368	22-24	.917	14	79	93	0.9	56	120-0	32	25	9	188	1.9	12

Three-point FG: '10-11, 42-87 (.483); '11-12, 10-49 (.204). Total, 52-136 (.382)

YEAR	GP-GS	MIN	AVG	FGM-FGA	PCT	FTM-FTA	PCT	NBA PLAYOFF STATISTICS				PF-D	STL	TO	BLK	PTS	AVG	HI	
								OFF	DEF	TOT	AVG								
10-11	9-0	37	4.1	3-4	.750	1-2	.500	0	3	3	0.3	2	8-0	1	3	0	10	1.1	4
11-12	2-0	9	4.5	1-2	.500	0-0	---	0	3	3	1.5	0	0-0	0	0	0	3	1.5	3
TOT	11-0	46	4.2	4-6	.667	1-2	.500	0	6	6	0.5	2	8-0	1	3	0	13	1.2	4

Three-point FG: '10-11, 3-4 (.750); '11-12, 1-1 (1.000). Total, 4-5 (.800)

**CALDERON, JOSE #8**

6-3 GUARD • SPAIN • BORN 9/28/81 • FREE AGENT SIGNEE 7/11/13 • TRADED TO NEW YORK WITH SAMUEL DALEMBERT, WAYNE ELLINGTON, SHANE LARKIN AND TWO SECOND ROUND PICKS IN EXCHANGE FOR TYSON CHANDLER AND RAYMOND FELTON 6/25/14

YEAR	GP-GS	MIN	AVG	FGM-FGA	PCT	FTM-FTA	PCT	- REBOUNDS -				AVG	AST	PF-D	STL	TO	BLK	PTS	AVG	HI
								OFF	DEF	TOT										
13-14	81-81	2468	30.5	341-748	.456	52-63	.825	29	163	192	2.4	377	136-0	69	103	11	925	11.4	23	

Three-point FG: 191-425 (.449).

NBA PLAYOFF STATISTICS

YEAR	GP-GS	MIN	AVG	FGM-FGA	PCT	FTM-FTA	PCT	- REBOUNDS -				AVG	AST	PF-D	STL	TO	BLK	PTS	AVG	HI
								OFF	DEF	TOT										
13-14	7-7	191	27.3	30-65	.462	1-1	1.000	2	7	9	1.3	31	16-0	1	7	0	72	10.3	16	

Three-point FG: 11-23 (.478).

CARR, AUSTIN #34

6-4 GUARD • DISPERSAL CHOICE FROM CLEVELAND • NOTRE DAME '71 • BORN 3/10/48 • TRADED TO WASHINGTON FOR FUTURE CONSIDERATIONS 11/6/80

YEAR	GP-GS	MIN	AVG	FGM-FGA	PCT	FTM-FTA	PCT	- REBOUNDS -				AVG	AST	PF-D	STL	TO	BLK	PTS	AVG	HI
								OFF	DEF	TOT										
80-81	8-0	77	9.6	7-28	.250	2-4	.500	4	5	9	1.1	9	10-0	1	9	0	16	2.0	5	

Three-point FG: None Attempted.

CARROLL, MATT #13

6-6 GUARD • NOTRE DAME '03 • BORN 8/28/80 • ACQUIRED, ALONG WITH RYAN HOLLINS, FROM CHARLOTTE IN EXCHANGE FOR DESAGANA DIOP (1/16/09) • TRADED ALONG WITH ERICK DAMPIER AND EDUARDO NAJERA TO CHARLOTTE IN EXCHANGE FOR TYSON CHANDLER AND ALEXIS AJINCA

YEAR	GP-GS	MIN	AVG	FGM-FGA	PCT	FTM-FTA	PCT	- REBOUNDS -				AVG	AST	PF-D	STL	TO	BLK	PTS	AVG	HI
								OFF	DEF	TOT										
08-09	21-0	141	6.7	9-33	.273	6-6	1.000	2	12	14	0.7	3	14-0	3	7	1	25	1.2	6	
09-10	25-0	121	4.8	18-50	.360	6-6	1.000	4	8	12	0.5	6	13-0	5	7	0	46	1.8	7	
TOT	46-0	262	5.7	27-83	.325	12-12	1.000	6	20	26	0.6	9	27-0	8	14	1	71	1.5	7	

Three-point FG: 08-09, 1-8, (.125); 09-10, 4-19 (.211). Total, 5-27, (.185)

NBA PLAYOFF STATISTICS

YEAR	GP-GS	MIN	AVG	FGM-FGA	PCT	FTM-FTA	PCT	- REBOUNDS -				AVG	AST	PF-D	STL	TO	BLK	PTS	AVG	HI
								OFF	DEF	TOT										
08-09	4-0	14	3.5	1-2	.500	0-0	---	0	2	2	0.5	0	1-0	0	1	0	2	0.5	2	
09-10	1-0	5	5.0	1-1	1.000	0-0	---	0	1	1	1.0	0	0-0	0	0	0	2	2.0	2	
TOT	5-0	19	3.8	2-3	.667	0-0	---	0	3	3	0.6	0	1-0	0	1	0	4	0.8	2	

Three-point FG: None Attempted.

CARTER, VINCE #25

6-6 GUARD/FORWARD • NORTH CAROLINA • BORN 1/26/77 • FREE AGENT SIGNEE 12/12/11 • COMPLETED CONTRACT 6/30/14

YEAR	GP-GS	MIN	AVG	FGM-FGA	PCT	FTM-FTA	PCT	- REBOUNDS -				AVG	AST	PF-D	STL	TO	BLK	PTS	AVG	HI
								OFF	DEF	TOT										
11-12	61-40	1542	25.3	223-542	.411	95-115	.826	32	173	205	3.4	139	134-0	56	84	25	615	10.1	23	
12-13	81-3	2087	25.8	372-855	.435	182-223	.816	58	276	334	4.1	194	226-1	74	106	44	1088	13.4	29	
13-14	81-0	1973	24.4	330-811	.407	161-196	.821	67	217	284	3.5	212	209-1	61	108	35	967	11.9	23	
TOT	223-43	5602	25.1	925-2208	.419	438-534	.820	157	666	823	3.7	545	569-2	191	298	104	2670	12.0	29	

Three-point FG: 11-12, 74-205, (.361); 12-13, 162-399 (.406); 13-14, 146-371 (.394). Total, 382-975 (.392)

NBA PLAYOFF STATISTICS

YEAR	GP-GS	MIN	AVG	FGM-FGA	PCT	FTM-FTA	PCT	- REBOUNDS -				AVG	AST	PF-D	STL	TO	BLK	PTS	AVG	HI
								OFF	DEF	TOT										
11-12	4-0	107	26.8	12-41	.293	6-8	.750	5	17	22	5.5	1	11-0	5	6	2	33	8.3	13	
13-14	7-0	190	27.2	31-68	.456	11-14	.786	7	18	25	3.6	17	12-0	3	6	2	88	12.6	28	
TOT	11-0	297	27.0	43-109	.394	17-22	.773	12	35	47	4.3	18	23-0	8	12	4	121	11.0	28	

Three-point FG: 11-12, 3-10, (.300); 13-14, 15-31 (.484). Total, 18-41 (.439)

CASSELL, SAM #10

6-3 GUARD • FLORIDA STATE '93 • BORN 11/18/69 • ACQUIRED FROM PHOENIX WITH MICHAEL FINLEY, A.C. GREEN AND A SECOND-ROUND DRAFT CHOICE IN '98 FOR JASON KIDD, LOREN MEYER AND TONY DUMAS 12/26/96 • TRADED TO NEW JERSEY WITH CHRIS GATLING, JIM JACKSON, GEORGE MCCLLOUD AND ERIC MONTROSS FOR SHAWN BRADLEY, ED O'BANNON, ROBERT PACK AND KHALID REEVES 2/17/97

YEAR	GP-GS	MIN	AVG	FGM-FGA	PCT	FTM-FTA	PCT	- REBOUNDS -				AVG	AST	PF-D	STL	TO	BLK	PTS	AVG	HI
								OFF	DEF	TOT										
96-97	16-13	398	24.9	70-165	.424	42-50	.840	14	36	50	3.6	57	48-2	17	41	6	197	12.3	21	

Three-point FG: 15-49 (.306)

**CEBALLOS, CEDRIC #23**

6-7 FORWARD • CAL STATE FULLERTON '90 • BORN 8/2/69 • ACQUIRED FROM PHOENIX FOR DENNIS SCOTT 2/18/98 • TRADED TO DETROIT WITH JOHN WALLACE, ERIC MURDOCK AND CASH FOR CHRISTIAN LAETTNER AND TERRY MILLS 8/29/00

YEAR	GP-GS	MIN	AVG	FGM-FGA	PCT	FTM-FTA	PCT	- REBOUNDS -			AVG	AST	PF-D	STL	TO	BLK	PTS	AVG	HI
								OFF	DEF	TOT									
97-98	12-9	364	30.3	75-157	.478	47-61	.770	24	48	72	6.0	25	29-0	11	33	8	203	16.9	25
98-99	13-5	352	27.1	59-140	.421	34-49	.694	23	62	85	6.5	12	23-1	7	28	5	163	12.5	26
99-00	69-25	2064	29.9	447-1002	.446	209-248	.843	172	290	462	6.7	90	165-3	56	125	24	1147	16.6	39
TOT	94-39	2780	29.6	581-1299	.447	290-358	.810	219	400	619	6.6	127	217-4	74	186	37	1513	16.1	39

Three-point FG: '97-98, 6-20, (.300); '98-99, 11-28, (.393); '99-00, 44-134, (.328). Total, 61-182, (.335)

CHANDLER, TYSON #6

7-1 CENTER • DOMINGUEZ HS (CA) • BORN 10/2/83 • ACQUIRED FROM CHARLOTTE ALONG WITH ALEXIS AJINCA IN EXCHANGE FOR ERICK DAMPIER, MATT CARROLL AND EDUARDO NAJERA 7/13/10 • TRADED TO NEW YORK WITH THE DRAFT RIGHTS TO AHMAD NIVINS AND GIORGOS PRINTEZIS FOR ANDY RAUTINS AND A PROTECTED 2012 SECOND-ROUND DRAFT PICK FROM WASHINGTON IN A DEAL THAT SENT RONNY TURIAF, A 2013 SECOND-ROUND PICK AND CASH CONSIDERATIONS FROM NEW YORK TO WASHINGTON AND A 2012 SECOND-ROUND PICK FROM DALLAS TO WASHINGTON • ACQUIRED WITH RAYMOND FELTON FROM NEW YORK IN EXCHANGE FOR SAMUEL DALEMBERT, JOSE CALDERON, WAYNE ELLINGTON, SHANE LARKIN AND TWO 2014 SECOND ROUND PICKS 6/25/14 • COMPLETED CONTRACT 6/30/15

YEAR	GP-GS	MIN	AVG	FGM-FGA	PCT	FTM-FTA	PCT	- REBOUNDS -			AVG	AST	PF-D	STL	TO	BLK	PTS	AVG	HI
								OFF	DEF	TOT									
10-11	74-74	2059	27.8	266-407	.654	216-295	.732	206	486	692	9.4	32	240-4	36	88	80	748	10.1	18
14-15	75-75	2286	30.5	293-440	.666	185-257	.720	294	570	864	11.5	84	169-0	42	105	91	771	10.3	22
TOT	149-149	4345	29.2	559-847	.660	401-552	.726	500	1056	1556	10.4	116	409-4	78	193	171	1519	10.2	22

Three-point FG: None Attempted.

NBA PLAYOFF STATISTICS

YEAR	GP-GS	MIN	AVG	FGM-FGA	PCT	FTM-FTA	PCT	- REBOUNDS -			AVG	AST	PF-D	STL	TO	BLK	PTS	AVG	HI
								OFF	DEF	TOT									
10-11	21-21	680	32.4	57-98	.582	53-78	.679	79	114	193	9.2	8	77-2	13	14	19	167	8.0	15
14-15	5-5	160	32.1	19-29	.655	13-26	.500	27	27	54	10.8	1	16-0	3	5	6	51	10.2	11
TOT	26-26	840	32.3	76-127	.598	66-104	.635	106	141	247	9.5	9	93-2	16	19	25	218	8.4	15

Three-point FG: None Attempted.

CHRISTIE, DOUG #13

6-7 GUARD/FORWARD • PEPPERDINE • BORN 5/9/70 • FREE AGENT SIGNEE 8/19/05 • WAIVED 11/25/05

YEAR	GP-GS	MIN	AVG	FGM-FGA	PCT	FTM-FTA	PCT	- REBOUNDS -			AVG	AST	PF-D	STL	TO	BLK	PTS	AVG	HI
								OFF	DEF	TOT									
05-06	7-7	185	26.4	9-26	.346	22-29	.759	8	23	31	1.9	14	10-0	9	6	1	26	3.7	8

Three-point FG: 0-1 (.000)

CLAVELL, GIAN #8

6-4 GUARD • COLORADO STATE • BORN 11/26/93 • FREE AGENT SIGNEE 8/1/17 • CONTRACT CONVERTED INTO TWO-WAY CONTRACT 10/16/17 • WAIVED 11/17/17

YEAR	GP-GS	MIN	AVG	FGM-FGA	PCT	FTM-FTA	PCT	- REBOUNDS -			AVG	AST	PF-D	STL	TO	BLK	PTS	AVG	HI
								OFF	DEF	TOT									
17-18	7-0	64	9.1	6-18	.333	2-2	1.000	1	6	7	1.0	3	8-0	2	2	0	20	2.9	9

Three-point FG: 6-15 (.400)

CLEVELAND, ANTONIUS #44

6-6 GUARD/FORWARD • SOUTHEAST MISSOURI STATE • BORN 2/2/94 • SIGNED TO A TWO-WAY CONTRACT 11/17/17 • WAIVED 12/19/17

YEAR	GP-GS	MIN	AVG	FGM-FGA	PCT	FTM-FTA	PCT	- REBOUNDS -			AVG	AST	PF-D	STL	TO	BLK	PTS	AVG	HI
								OFF	DEF	TOT									
17-18	13-0	81	6.2	4-14	.286	2-4	.500	2	8	10	0.8	2	11-0	6	2	4	10	0.8	3

Three-point FG: 0-1 (.000)

**COLLINSWORTH, KYLE #8**

6-6 GUARD • BYU • BORN 10/3/91 • SIGNED TO A TWO-WAY CONTRACT 12/19/17 • WAIVED 1/10/18 • SIGNED TO A 10-DAY CONTRACT 1/13/18 • SIGNED TO A SECOND 10-DAY CONTRACT 1/24/18 • SIGNED 2/8/18 • WAIVED 7/6/18

YEAR	GP-GS	MIN	AVG	FGM-FGA	PCT	FTM-FTA	PCT	- REBOUNDS -			AVG	AST	PF-D	STL	TO	BLK	PTS	AVG	HI
								OFF	DEF	TOT									
17-18	32-2	480	15.0	38-99	.384	21-40	.525	32	75	107	3.3	56	44-0	17	24	9	101	3.2	13

Three-point FG: 4-17 (.235)

COLLISON, DARREN #4

6-0 GUARD • UCLA • BORN 8/23/87 • ACQUIRED FROM INDIANA WITH DAHNTAY JONES IN EXCHANGE FOR IAN MAHINMI 7/12/12 • COMPLETED CONTRACT 6/30/13

YEAR	GP-GS	MIN	AVG	FGM-FGA	PCT	FTM-FTA	PCT	- REBOUNDS -			AVG	AST	PF-D	STL	TO	BLK	PTS	AVG	HI
								OFF	DEF	TOT									
12-13	81-47	2372	29.3	341-724	.471	242-275	.880	31	188	219	2.7	415	139-0	100	173	8	972	12.0	32

Three-point FG: 48-136 (.353)

COOK, QUINN #2

6-2 GUARD • DUKE • BORN 3/23/93 • SIGNED TO A 10-DAY CONTRACT 2/26/17 • COMPLETED 10-DAY CONTRACT 3/7/17

YEAR	GP-GS	MIN	AVG	FGM-FGA	PCT	FTM-FTA	PCT	- REBOUNDS -			AVG	AST	PF-D	STL	TO	BLK	PTS	AVG	HI
								OFF	DEF	TOT									
16-17	5-0	77	15.4	11-25	.440	0-2	.000	0	3	3	0.6	12	6-0	1	8	0	27	5.4	10

Three-point FG: 5-14 (.357)

COOPER, WAYNE #43

6-10 CENTER • NEW ORLEANS '78 • BORN 11/16/56 • ACQUIRED FROM UTAH WITH ALLAN BRISTOW FOR BILL ROBINZINE 8/20/81 • TRADED TO PORTLAND WITH 1985 FIRST-ROUND CHOICE FOR KELVIN RANSEY 6/28/82

YEAR	GP-GS	MIN	AVG	FGM-FGA	PCT	FTM-FTA	PCT	- REBOUNDS -			AVG	AST	PF-D	STL	TO	BLK	PTS	AVG	HI
								OFF	DEF	TOT									
81-82	76-38	1818	23.9	281-669	.420	119-160	.744	200	350	550	7.2	115	285-10	37	88	106	682	9.0	22

Three-point FG: 1-8 (.125)

CROSHERE, AUSTIN #42

6-10 FORWARD • PROVIDENCE '97 • BORN 5/1/75 • ACQUIRED FROM INDIANA FOR MARQUIS DANIELS 7/12/06 • COMPLETED CONTRACT 6/07

YEAR	GP-GS	MIN	AVG	FGM-FGA	PCT	FTM-FTA	PCT	- REBOUNDS -			AVG	AST	PF-D	STL	TO	BLK	PTS	AVG	HI
								OFF	DEF	TOT									
06-07	61-2	727	11.9	78-222	.351	45-52	.865	33	153	186	3.0	44	68-0	14	33	6	227	3.7	34

Three-point FG: 26-91 (.286)

NBA PLAYOFF STATISTICS

YEAR	GP-GS	MIN	AVG	FGM-FGA	PCT	FTM-FTA	PCT	OFF	DEF	TOT	AVG	AST	PF-D	STL	TO	BLK	PTS	AVG	HI
06-07	3-0	34	11.3	4-12	.333	4-4	1.000	3	3	6	2.0	0	5-0	0	2	0	15	5.0	9

CROWDER, JAE #9

6-6 FORWARD • MARQUETTE • BORN 7/6/90 • DRAFT RIGHTS ACQUIRED FROM CLEVELAND, ALONG WITH DRAFT RIGHTS TO JARED CUNNINGHAM AND BERNARD JAMES, IN EXCHANGE FOR KELENN AZUBUIKE AND THE DRAFT RIGHTS TO TYLER ZELLER 6/28/12 • TRADED ALONG WITH BRANDAN WRIGHT, JAMEER NELSON, A 2015 FIRST ROUND PICK AND A 2016 SECOND ROUND PICK TO BOSTON IN EXCHANGE FOR RAJON RONDO AND DWIGHT POWELL 12/18/14

YEAR	GP-GS	MIN	AVG	FGM-FGA	PCT	FTM-FTA	PCT	- REBOUNDS -			AVG	AST	PF-D	STL	TO	BLK	PTS	AVG	HI
								OFF	DEF	TOT									
12-13	78-16	1353	17.3	141-367	.384	47-73	.644	35	152	187	2.4	94	128-0	63	49	17	382	5.0	15
13-14	78-8	1254	16.1	130-296	.439	46-61	.754	46	148	194	2.5	60	100-0	59	41	21	356	4.6	18
14-15	25-0	265	10.6	33-76	.434	10-11	.909	12	17	29	1.2	12	26-0	15	10	5	89	3.6	15
TOT	181-24	4254	15.9	304-739	.411	103-145	.710	93	317	410	2.3	166	254-0	137	100	43	837	4.6	18

Three-point FG: '12-13, 63-192 (.328); '13-14, 50-151, (.331); 14-15, 13-38 (.342). Total, 126-381 (.331)

NBA PLAYOFF STATISTICS

YEAR	GP-GS	MIN	AVG	FGM-FGA	PCT	FTM-FTA	PCT	OFF	DEF	TOT	AVG	AST	PF-D	STL	TO	BLK	PTS	AVG	HI
13-14	7-0	81	11.6	8-18	.444	0-0	---	4	8	12	1.7	2	13-0	2	3	1	19	2.7	6

Three-point FG: 3-7 (.429)

**CUMMINGS, PAT #42**

6-9 1/2 CENTER/FORWARD • CINCINNATI '79 • BORN 7/11/56 • ACQUIRED FROM MILWAUKEE FOR 1982 SECOND-ROUND CHOICE 6/28/82 • SIGNED AS FREE AGENT BY NEW YORK 7/12/84. DALLAS RECEIVED N.Y.'S 1985 THIRD AND 1986 SECOND-ROUND CHOICES FOR NOT EXERCISING RIGHT OF FIRST REFUSAL

YEAR	GP-GS	MIN	AVG	FGM-FGA	PCT	FTM-FTA	PCT	- REBOUNDS -				AVG	AST	PF-D	STL	TO	BLK	PTS	AVG	HI
								OFF	DEF	TOT	TOT									
82-83	81-71	2317	28.6	433-878	.493	148-196	.755	225	443	668	8.2	144	296-9	57	162	35	1014	12.5	27	
83-84	80-80	2492	31.2	452-915	.494	141-190	.742	151	507	658	8.2	158	282-2	64	146	23	1045	13.1	28	
TOT	161-151	4809	29.9	885-1793	.494	289-386	.749	376	950	1326	8.2	302	578-11	121	308	58	2059	12.8	28	

Three-point FG: '82-83, 0-1, (.000); '83-84, 0-2, (.000). Total, 0-3, (.000)

YEAR	GP-GS	MIN	AVG	FGM-FGA	PCT	FTM-FTA	PCT	NBA PLAYOFF STATISTICS				AVG	AST	PF-D	STL	TO	BLK	PTS	AVG	HI
								OFF	DEF	TOT	TOT									
83-84	10-10	300	30.0	47-115	.409	14-15	.933	26	46	72	7.2	15	30-0	4	9	2	108	10.8	16	

Three-point FG: None Attempted.

CUNNINGHAM, JARED #1

6-4 GUARD • OREGON STATE • BORN 8/23/87 • ACQUIRED FROM CLEVELAND ALONG WITH THE DRAFT RIGHTS TO BERNARD JAMES (33RD OVERALL PICK) AND JAE CROWDER (34TH OVERALL SELECTION) IN EXCHANGE FOR KELENN AZUBUIKE AND THE DRAFT RIGHTS TO TYLER ZELLER (17TH OVERALL PICK) 6/28/12 • TRADED TO ATLANTA ALONG WITH THE DRAFT RIGHTS TO THE 16TH OVERALL PICK LUCAS NOGUEIRA AND THE 44TH OVERALL PICK MIKE MUSCALA IN EXCHANGE FOR THE DRAFT RIGHTS TO THE 18TH OVERALL PICK SHANE LARKIN AND CASH 6/27/13

YEAR	GP-GS	MIN	AVG	FGM-FGA	PCT	FTM-FTA	PCT	- REBOUNDS -				AVG	AST	PF-D	STL	TO	BLK	PTS	AVG	HI
								OFF	DEF	TOT	TOT									
12-13	8-0	26	3.3	6-14	.429	2-2	1.000	1	2	3	0.4	1	3-0	1	2	0	16	2.0	6	

Three-point FG: 2-3 (.667)

CURCIC, RADISAV #44

6-10 CENTER • SERBIA • BORN 9/26/65 • FREE AGENT SIGNEE 10/15/92 • COMPLETED CONTRACT 4/93

YEAR	GP-GS	MIN	AVG	FGM-FGA	PCT	FTM-FTA	PCT	- REBOUNDS -				AVG	AST	PF-D	STL	TO	BLK	PTS	AVG	HI
								OFF	DEF	TOT	TOT									
92-93	20-0	166	8.3	16-41	.390	26-36	.722	17	32	49	2.5	12	30-0	7	8	2	58	2.9	11	

Three-point FG:None Attempted.

CURLEY, BILL #31

6-9 FORWARD • BOSTON COLLEGE '94 • BORN 5/29/72 • ACQUIRED FROM GOLDEN STATE WITH HOWARD EISLEY FROM UTAH AND DANA BARROS FROM BOSTON IN A FOUR-TEAM TRADE THAT SENT BRUNO SUNDOV TO UTAH AND ROBERT PACK AND JOHN WILLIAMS AND CASH TO BOSTON 8/16/00 • WAIVED 11/28/00

YEAR	GP-GS	MIN	AVG	FGM-FGA	PCT	FTM-FTA	PCT	- REBOUNDS -				AVG	AST	PF-D	STL	TO	BLK	PTS	AVG	HI
								OFF	DEF	TOT	TOT									
00-01	5-0	15	3.0	1-4	.250	1-4	.250	0	0	0	0.0	0	4-0	1	2	1	3	0.6	2	

Three-point FG: 0-1 (.000)

CURRY, EDDY #52

7-0 CENTER • THORNWOOD HS (IL) • BORN 12/5/82 • AWARDED TO DALLAS ON A WAIVER CLAIM 10/25/12 • WAIVED 11/2/12

YEAR	GP-GS	MIN	AVG	FGM-FGA	PCT	FTM-FTA	PCT	- REBOUNDS -				AVG	AST	PF-D	STL	TO	BLK	PTS	AVG	HI
								OFF	DEF	TOT	TOT									
12-13	2-0	25	12.5	4-8	.500	1-4	.250	2	2	4	2.0	0	7-0	0	3	0	9	4.5	7	

Three-point FG: None Attempted.

CURRY, SETH #30

6-2 GUARD • DUKE • BORN 8/23/90 • FREE AGENT SIGNEE 7/15/16 • COMPLETED CONTRACT 6/30/18

YEAR	GP-GS	MIN	AVG	FGM-FGA	PCT	FTM-FTA	PCT	- REBOUNDS -				AVG	AST	PF-D	STL	TO	BLK	PTS	AVG	HI
								OFF	DEF	TOT	TOT									
16-17	70-42	2029	29.0	338-703	.481	85-100	.850	25	154	179	2.6	189	126-1	79	92	7	898	12.8	31	

Three-point FG: 137-322 (.425)

**DAMPIER, ERICK #25**

6-11 CENTER • MISSISSIPPI STATE '96 • BORN 7/14/75 • ACQUIRED FROM GOLDEN STATE WITH EVAN ESCHMEYER, DAN DICKAU AND THE DRAFT RIGHTS TO STEVE LOGAN IN EXCHANGE FOR CHRISTIAN LAETTNER, EDUARDO NAJERA, TWO FUTURE FIRST-ROUND DRAFT PICKS, CASH CONSIDERATIONS AND THE RIGHTS TO BOTH LUIS FLORES AND MLADEN SEKULARAC (8/24/08) • TRADED ALONG WITH MATT CARROLL AND EDUARDO NAJERA TO CHARLOTTE IN EXCHANGE FOR TYSON CHANDLER AND ALEXIS AJINCA

YEAR	GP-GS	MIN	AVG	FGM-FGA	PCT	FTM-FTA	- REBOUNDS -					PF-D	STL	TO	BLK	PTS	AVG	HI	
							PCT	OFF	DEF	TOT	AVG								
04-05	59-56	1609	27.3	202-367	.550	138-228	.605	183	318	501	8.5	51	205-2	15	102	80	542	9.2	19
05-06	82-36	1934	23.6	171-347	.493	127-215	.591	273	367	640	7.8	51	263-3	27	115	106	469	5.7	17
06-07	76-73	1915	25.2	209-334	.626	119-191	.623	217	349	566	7.4	44	239-3	24	107	82	537	7.1	22
07-08	72-64	1755	24.4	178-277	.643	84-146	.575	207	332	539	7.5	63	226-6	24	80	106	440	6.1	22
08-09	80-80	1836	23.0	182-280	.650	90-141	.638	216	349	565	7.1	77	191-2	24	74	95	454	5.7	16
09-10	55-47	1280	23.3	133-213	.624	61-101	.604	128	272	400	7.3	31	153-0	15	61	77	328	6.0	20
TOT	424-356	10329	24.4	1075-1818	.591	619-1022	.606	1224	1987	3211	7.6	317	1277-16	129	539	546	2770	6.5	22

Three-point FG: 04-05, 0-1 (.000); '05-06, 0-1 (.000); '06-07, None Attempted; '07-08, None Attempted; '08-09, None Attempted.; '09-10, 1-3 (.333). Total, 1-5 (.200)

NBA PLAYOFF STATISTICS

YEAR	GP-GS	MIN	AVG	FGM-FGA	PCT	FTM-FTA	- REBOUNDS -					PF-D	STL	TO	BLK	PTS	AVG	HI	
							PCT	OFF	DEF	TOT	AVG								
04-05	13-13	308	23.7	40-67	.597	11-28	.393	51	46	97	7.5	7	54-2	7	12	18	91	7.0	15
05-06	19-2	454	23.9	346-3	.540	27-44	.614	55	72	127	6.7	6	75-2	11	12	24	95	5.0	14
06-07	5-2	38	7.6	2-3	.667	1-2	.500	8	9	17	3.4	1	9-0	0	4	0	5	1.0	3
07-08	5-5	95	19.0	7-17	.412	4-10	.400	12	9	21	4.2	0	15-0	1	3	3	18	3.6	6
08-09	10-10	255	25.5	22-36	.611	13-21	.619	25	36	61	6.1	7	41-1	4	19	9	57	5.7	11
09-10	5-4	118	23.6	0-8	.000	5-12	.417	18	15	33	6.6	3	19-0	1	6	5	5	1.0	5
TOT	57-36	1268	22.2	105-194	.541	61-117	.521	169	187	356	6.2	24	213-5	24	56	59	271	4.8	15

Three-point FG: 04-05, 0-3 (.000); '05-06, None Attempted; '06-07, None Attempted; '07-08, None Attempted; '08-09, None Attempted.; '09-10, None Attempted. Total, 0-2 (.000)

DANILOVIC, SASHA #5

6-6 GUARD • BORN 2/26/70 • ACQUIRED FROM MIAMI WITH KURT THOMAS AND MARTIN MÜÜRSEPP FOR JAMAL MASHBURN 2/14/97 • EXERCISED OPTION FOR FREE AGENCY ON 6/1/97, FORGOING THE FINAL TWO YEARS OF CONTRACT

YEAR	GP-GS	MIN	AVG	FGM-FGA	PCT	FTM-FTA	- REBOUNDS -					PF-D	STL	TO	BLK	PTS	AVG	HI	
							PCT	OFF	DEF	TOT	AVG								
96-97	13-9	438	33.7	73-174	.420	48-57	.842	8	26	34	1.9	25	37-0	15	22	1	216	16.6	23

Three-point FG: 22-60 (.367)

DANIELS, MARQUIS #6

6-6 GUARD • AUBURN • BORN 1/7/81 • ROOKIE FREE AGENT SIGNEE 7/29/03 • RE-SIGNED 7/14/04 • TRADED TO INDIANA FOR AUSTIN CROSHERE 7/12/06

YEAR	GP-GS	MIN	AVG	FGM-FGA	PCT	FTM-FTA	- REBOUNDS -					PF-D	STL	TO	BLK	PTS	AVG	HI	
							PCT	OFF	DEF	TOT	AVG								
03-04	56-15	1039	18.6	203-411	.494	60-78	.769	66	80	146	2.6	116	51-0	53	44	12	477	8.5	33
04-05	60-17	1412	23.5	220-504	.437	98-133	.737	87	129	216	3.6	128	124-0	83	86	14	545	9.1	32
05-06	62-29	1766	28.5	246-512	.480	138-183	.754	81	143	224	3.6	172	143-2	67	100	13	634	10.2	24
TOT	178-61	4217	23.7	669-1427	.469	296-394	.751	234	352	586	3.3	416	318-2	203	230	39	1656	9.3	33

Three-point FG: '03-04, 11-36 (.306); '04-05, 7-35 (.200); '05-06, 4-19 (.211). Total, 22-90 (.244)

NBA PLAYOFF STATISTICS

YEAR	GP-GS	MIN	AVG	FGM-FGA	PCT	FTM-FTA	- REBOUNDS -					PF-D	STL	TO	BLK	PTS	AVG	HI	
							PCT	OFF	DEF	TOT	AVG								
03-04	5-5	184	36.8	32-75	.427	14-22	.636	10	21	31	6.2	15	14-0	10	15	3	79	15.8	22
04-05	11-0	165	15.0	26-60	.433	19-27	.704	15	19	34	3.1	14	15-0	6	13	3	72	6.5	13
05-06	20-0	222	11.1	25-56	.446	16-21	.762	10	11	21	1.1	26	26-0	5	12	1	68	3.4	13
TOT	36-5	571	15.9	83-191	.435	49-70	.700	35	51	86	2.4	55	55-0	21	40	7	219	6.1	22

Three-point FG: '03-04, 1-7 (.143); '04-05, 1-6 (.167); '05-06, 2-5 (.400). Total, 4-18 (.222)

DANTLEY, ADRIAN #4

6-5 FORWARD • NOTRE DAME '77 • BORN 2/28/56 • ACQUIRED FROM DETROIT WITH 1991 FIRST-ROUND CHOICE FOR MARK AGUIRRE 2/15/89 • WAIVED 5/2/90

YEAR	GP-GS	MIN	AVG	FGM-FGA	PCT	FTM-FTA	- REBOUNDS -					PF-D	STL	TO	BLK	PTS	AVG	HI	
							PCT	OFF	DEF	TOT	AVG								
88-89	31-25	1081	34.9	212-459	.462	204-263	.776	64	89	153	4.9	78	87-0	20	82	7	628	20.3	34
89-90	45-45	1300	28.9	231-484	.477	200-254	.787	78	94	172	3.8	80	99-0	20	75	7	662	14.7	30
TOT	76-70	2381	31.3	443-943	.470	404-517	.781	142	183	325	4.3	158	186-0	40	157	14	1290	17.0	34

Three-point FG: '88-89, 0-1 (.000); '89-90, 0-2 (.000). Total, 0-3 (.000)



DAVIS, BRAD #15

6-3 GUARD • MARYLAND '78 • BORN 12/17/55 • FREE AGENT SIGNEE 12/2/80 • RETIRED 4/92

YEAR	GP-GS	MIN	AVG	FGM-FGA	PCT	FTM-FTA	- REBOUNDS -					STL	TO	BLK	PTS	AVG	HI		
							PCT	OFF	DEF	TOT	AVG								
80-81	56-26	1686	30.1	230-410	.561	163-204	.799	29	122	151	6.9	385	156-2	52	123	11	626	11.2	31
81-82	82-82	2614	31.9	397-771	.515	185-230	.804	35	191	226	6.2	509	218-5	73	159	6	993	12.1	32
82-83	79-78	2323	29.4	359-628	.572	186-220	.845	34	164	198	7.2	565	176-2	80	143	11	915	11.6	21
83-84	81-81	2665	32.9	345-651	.530	199-238	.836	41	146	187	6.9	561	218-4	94	166	13	896	11.1	24
84-85	82-82	2539	31.0	310-614	.505	158-178	.888	39	154	193	7.1	581	219-1	91	123	10	825	10.1	19
85-86	82-43	1971	24.0	267-502	.532	198-228	.868	26	120	146	5.7	467	174-2	57	110	15	764	9.3	23
86-87	82-6	1582	19.3	199-436	.456	147-171	.860	27	87	114	4.5	373	159-0	63	114	10	577	7.0	24
87-88	75-12	1480	19.7	208-415	.501	91-108	.843	18	84	102	4.0	303	149-0	51	91	18	537	7.2	25
88-89	78-4	1395	17.9	183-379	.483	99-123	.805	14	94	108	3.1	242	151-0	48	92	18	497	6.4	17
89-90	73-2	1292	17.7	179-365	.490	77-100	.770	12	81	93	3.3	242	151-2	47	86	9	470	6.4	25
90-91	80-6	1426	17.8	159-373	.426	91-118	.771	13	105	118	2.9	230	212-1	45	77	17	431	5.4	15
91-92	33-0	429	13.0	38-86	.442	11-15	.733	4	29	33	2.0	66	57-0	11	27	3	92	2.8	8
TOT	883-422	21402	24.2	2874-5630	.510	1605-1933	.830	292	1377	1669	5.1	4524	2040-19	712	1311	141	7623	8.6	32

THREE-POINT FG: '80-81, 3-17 (.176); '81-82, 14-49 (.286); '82-83, 11-43 (.256); '83-84, 7-38 (.184); '84-85, 47-115 (.409); '85-86, 32-89 (.360); '86-87, 32-106 (.302); '87-88, 30-74 (.405); '88-89, 32-102 (.314); '89-90, 35-104 (.337); '90-91, 22-85 (.259); '91-92, 5-18 (.278). TOTAL, 270-840 (.321)

NBA PLAYOFF STATISTICS

YEAR	GP-GS	MIN	AVG	FGM-FGA	PCT	FTM-FTA	- REBOUNDS -					STL	TO	BLK	PTS	AVG	HI			
							PCT	OFF	DEF	TOT	AVG									
83-84	10-10	304	30.4	33-73	.452	15-19	.789	6	13	19	5.0	50	18-0	6	18	0	81	8.1	18	
84-85	4-4	113	28.3	13-26	.500	12-13	.923	1	7	8	5.5	22	11-0	4	6	1	41	10.3	14	
85-86	10-0	163	16.3	24-44	.545	19-24	.792	1	18	19	2.3	23	22-0	3	15	0	77	7.7	26	
86-87	4-0	75	18.8	13-23	.565	7-9	.778	2	7	9	4.3	17	4-0	0	6	0	33	8.3	10	
87-88	17-0	295	17.4	42-70	.600	24-26	.923	1	19	20	3.2	55	34-0	3	29	5	109	6.4	14	
89-90																				
TOT	45-14	950	21.1	125-236	.530	77-91	.846	11	64	75	3.7	167	89-0	16	74	6	341	7.6	26	

Three-point FG: '83-84, 0-2 (.000); '84-85, 3-8 (.375); '85-86, 10-15 (.667); '86-87, 0-2 (.000); '87-88, 1-5 (.200). Total, 14-32 (.438)

DNP - Injured Right Hamstring

DAVIS, HUBERT #24

6-4 GUARD • NORTH CAROLINA '92 • BORN 5/17/70 • FREE AGENT SIGNEE 9/4/97 • RE-SIGNED 8/1/00 • TRADED WITH CHRISTIAN LAETTNER, LOY VAUGHT, COURTNEY ALEXANDER, ETAN THOMAS AND CASH TO WASHINGTON FOR JUWAN HOWARD, CALVIN BOOTH AND OBINNA EKEZIE 2/22/01

YEAR	GP-GS	MIN	AVG	FGM-FGA	PCT	FTM-FTA	- REBOUNDS -					STL	TO	BLK	PTS	AVG	HI		
							PCT	OFF	DEF	TOT	AVG								
97-98	81-30	2378	29.4	350-767	.456	97-116	.836	34	135	169	2.1	157	117-0	43	88	5	898	11.1	25
98-99	50-21	1378	27.6	174-397	.438	44-50	.880	3	83	86	1.7	89	76-0	21	57	3	457	9.1	21
99-00	79-15	1817	23.0	217-464	.468	67-77	.870	17	117	134	1.7	141	109-0	24	70	3	583	7.4	27
00-01	51-7	1261	24.7	139-314	.443	35-41	.854	18	91	109	2.1	61	92-0	29	56	1	371	7.3	32
TOT	261-73	6834	26.2	880-1942	.453	243-284	.856	72	426	498	1.9	448	394-0	117	271	12	2309	8.8	32

Three-point FG: '97-98, 101-230 (.439); '98-99, 65-144 (.451); '99-00, 82-167 (.491); '00-01, 58-133 (.436). Total, 306-674 (.454)

DAVIS, MONTI #43

6-7 FORWARD • TENNESSEE STATE '80 • BORN 7/26/58 • FREE AGENT SIGNEE 1/2/81 • WAIVED 1/12/81

YEAR	GP-GS	MIN	AVG	FGM-FGA	PCT	FTM-FTA	- REBOUNDS -					STL	TO	BLK	PTS	AVG	HI		
							PCT	OFF	DEF	TOT	AVG								
80-81	1-0	8	8.0	0-4	.000	1-5	.200	2	1	3	3.0	0	0-0	0	0	1	1	1.0	1

Three-point FG: None Attempted.

DAVIS, TERRY #43

6-10 FORWARD/CENTER • VIRGINIA UNION '89 • BORN 6/17/67 • FREE AGENT SIGNEE 8/6/91 • WAIVED 10/29/96

YEAR	GP-GS	MIN	AVG	FGM-FGA	PCT	FTM-FTA	- REBOUNDS -					STL	TO	BLK	PTS	AVG	HI		
							PCT	OFF	DEF	TOT	AVG								
91-92	68-67	2149	31.6	256-531	.482	181-285	.635	228	444	672	9.9	57	202-1	26	117	29	693	10.2	20
92-93	75-74	2462	32.8	393-863	.455	167-281	.594	259	442	701	9.3	68	199-3	36	160	28	955	12.7	35
93-94	15-5	286	19.1	24-59	.407	8-12	.667	30	44	74	4.9	6	27-0	9	5	1	56	3.7	10
94-95	46-2	580	12.6	49-113	.434	42-66	.636	63	93	156	3.4	10	76-2	6	30	3	140	3.0	11
95-96	28-0	501	17.9	55-108	.509	27-47	.574	43	74	117	4.2	21	66-2	10	25	4	137	4.9	15
TOT	232-148	5978	25.8	777-1674	.464	425-691	.615	623	1097	1720	7.4	162	570-8	87	337	65	1981	8.5	35

Three-point FG: '91-92, 0-5 (.000); '92-93, 2-8 (.250); '93-94, None Attempted; '94-95, 0-2 (.000); '95-96, None Attempted. Total, 2-15 (.133)

**DELK, TONY #7**

6-2 GUARD • KENTUCKY '96 • BORN 1/28/74 • ACQUIRED WITH ANTOINE WALKER FROM BOSTON FOR RAEF LAFRENTZ, JIRI WELSCH, CHRIS MILLS AND A FIRST-ROUND PICK 10/20/03 • TRADED TO ATLANTA WITH ANTOINE WALKER FOR ALAN HENDERSON, JASON TERRY AND A FIRST-ROUND PICK 8/4/04

YEAR	GP-GS	MIN	AVG	FGM-FGA	PCT	FTM-FTA	PCT	- REBOUNDS -			AVG	AST	PF-D	STL	TO	BLK	PTS	AVG	HI
								OFF	DEF	TOT									
03-04	33-11	509	15.4	70-184	.380	37-44	.841	16	43	59	1.8	28	46-0	27	17	7	197	6.0	22

Three-point FG: 20-66 (.303)

YEAR	GP-GS	MIN	AVG	FGM-FGA	PCT	FTM-FTA	PCT	NBA PLAYOFF STATISTICS			AVG	AST	PF-D	STL	TO	BLK	PTS	AVG	HI
								OFF	DEF	TOT									
03-04	1-0	5	5.0	0-0	---	0-0	---	0	1	1	1.0	2	0-0	1	0	0	0	0.0	0

Three-point FG: None Attempted.

DENTMON, JUSTIN #7

5-11 GUARD • WASHINGTON • BORN 9/5/85 • SIGNED TO A 10-DAY CONTRACT BY DALLAS 3/25/13 • CONTRACT EXPIRED 4/3/13

YEAR	GP-GS	MIN	AVG	FGM-FGA	PCT	FTM-FTA	PCT	- REBOUNDS -			AVG	AST	PF-D	STL	TO	BLK	PTS	AVG	HI
								OFF	DEF	TOT									
12-13	2-0	4	2.0	0-2	.000	0-0	---	0	0	0	0.0	0	0-0	0	0	0	0.0	0	

Three-point FG: None Attempted.

DICKAU, DAN #21

6-0 GUARD • GONZAGA '02 • BORN 9/16/78 • ACQUIRED WITH ERICK DAMPIER, EVAN ESCHMEYER AND THE DRAFT RIGHTS TO STEVE LOGAN FOR CHRISTIAN LAETTNER, EDUARDO NAJERA, TWO FIRST-ROUND DRAFT PICKS, CASH CONSIDERATIONS AND THE RIGHTS TO LUIS FLORES AND MLADEN SEKULARAC 8/24/04 • TRADED TO NEW ORLEANS WITH A SECOND-ROUND PICK FOR DARRELL ARMSTRONG 12/3/04

YEAR	GP-GS	MIN	AVG	FGM-FGA	PCT	FTM-FTA	PCT	- REBOUNDS -			AVG	AST	PF-D	STL	TO	BLK	PTS	AVG	HI
								OFF	DEF	TOT									
04-05	4-0	16	4.0	1-8	.125	2-3	.667	0	1	1	1.0	1	1-0	0	1	0	5	1.3	5

Three-point FG: 1-3 (.333)

DIOP, DESAGANA #7

7-0 CENTER • OAK HILL ACADEMY (VA.) '01 • BORN 1/30/82 • FREE AGENT SIGNEE 8/19/05 • TRADED WITH DEVIN HARRIS, TRENTON HASSELL, KEITH VAN HORN, MAURICE AGER AND TWO FIRST-ROUND PICKS TO NEW JERSEY FOR JASON KIDD, MALIK ALLEN AND ANTOINE WRIGHT 2/19/08 • FREE AGENT SIGNEE 7/9/08 • TRADED TO CHARLOTTE FOR MATT CARROLL AND RYAN HOLLINS 1/16/09

YEAR	GP-GS	MIN	AVG	FGM-FGA	PCT	FTM-FTA	PCT	- REBOUNDS -			AVG	AST	PF-D	STL	TO	BLK	PTS	AVG	HI
								OFF	DEF	TOT									
05-06	81-45	1510	18.6	75-154	.487	39-72	.542	145	229	374	4.6	23	253-3	44	36	146	190	2.3	9
06-07	81-9	1480	18.3	71-151	.470	48-86	.558	166	272	438	5.4	30	244-2	40	63	113	190	2.3	10
07-08	52-18	894	17.2	67-115	.583	24-40	.600	111	159	270	5.2	26	100-1	20	42	63	158	3.0	10
08-09	34-0	452	13.3	22-58	.379	12-29	.414	45	73	118	3.5	13	55-1	12	11	25	56	1.6	4
tot	248-72	4336	17.5	235-478	.492	123-237	.519	467	733	1200	4.8	92	652-7	116	152	347	594	2.4	10

THREE-POINT FG: '05-06, 1-2 (.500); '06-07, 0-1 (.000); '07-08, NONE ATTEMPTED; '08-09, NONE ATTEMPTED. TOTAL, 1-3 (.333)

YEAR	GP-GS	MIN	AVG	FGM-FGA	PCT	FTM-FTA	PCT	NBA PLAYOFF STATISTICS			AVG	AST	PF-D	STL	TO	BLK	PTS	AVG	HI
								OFF	DEF	TOT									
05-06	22-18	407	18.5	24-39	.615	11-18	.611	40	69	109	5.0	2	81-2	14	11	28	59	2.7	8
06-07	63	140	23.3	9-15	.600	3-7	.429	16	25	41	6.8	2	21-0	3	4	10	21	3.5	11
TOTAL	28-21	547	19.5	33-54	.611	14-25	.560	56	94	150	5.4	4	102-2	17	15	38	80	2.9	11

Three-point FG: None Attempted.

**DONALDSON, JAMES #40**

7-2 CENTER • WASHINGTON STATE '79 • BORN 8/16/57 • ACQUIRED FROM L.A. CLIPPERS FOR KURT NIMPHIUS 11/25/85 • TRADED TO NEW YORK FOR BRIAN QUINNETT 2/20/92

YEAR	GP-GS	MIN	AVG	FGM-FGA	PCT	FTM-FTA	PCT	- REBOUNDS -				PF-D	STL	TO	BLK	PTS	AVG	HI	
								OFF	DEF	TOT	AVG								
85-86	69-64	2241	32.5	213-375	.568	147-184	.799	143	521	664	9.6	84	156-0	23	85	110	573	8.3	20
86-87	82-82	3028	36.9	311-531	.586	267-329	.812	295	678	973	11.9	63	191-0	51	104	136	889	10.8	23
87-88	81-81	2523	31.1	212-380	.558	147-189	.778	247	508	755	9.3	66	175-2	40	113	104	571	7.0	20
88-89	53-53	1746	32.9	193-337	.573	95-124	.766	158	412	570	10.8	38	111-0	24	83	81	481	9.1	21
89-90	73-73	2265	31.0	258-479	.539	149-213	.700	155	475	630	8.6	57	129-0	22	119	47	665	9.1	21
90-91	82-82	2800	34.1	327-615	.532	165-229	.721	201	526	727	8.9	69	181-0	34	146	93	819	10.0	25
91-92	44-32	994	22.6	107-227	.471	59-84	.702	97	173	270	6.1	31	86-0	8	41	44	273	6.2	15
TOT	484-467	15597	32.2	1621-2944	.551	1029-1352	.761	1296	3293	4589	9.5	408	1029-2	202	691	615	4271	8.8	25

Three-point FG: None Attempted.

NBA PLAYOFF STATISTICS

YEAR	GP-GS	MIN	AVG	FGM-FGA	PCT	FTM-FTA	PCT	- REBOUNDS -				PF-D	STL	TO	BLK	PTS	AVG	HI	
								OFF	DEF	TOT	AVG								
85-86	10-10	410	41.0	36-48	.750	37-40	.925	30	87	117	11.7	10	26-0	6	10	12	109	10.9	17
86-87	3-3	68	22.7	4-5	.800	8-9	.889	2	15	17	5.7	2	6-0	1	2	3	16	5.3	15
87-88	17-17	499	29.4	68-104	.654	22-37	.595	47	99	146	8.6	12	41-0	7	29	15	158	9.3	18
89-90	3-3	74	24.7	9-13	.692	4-5	.800	6	10	16	5.3	2	8-0	2	4	0	22	7.3	12
TOT	33-33	1051	31.8	117-170	.688	71-91	.780	85	211	296	9.0	26	81-0	16	45	30	305	9.2	18

Three-point FG: None Attempted.

NBA ALL-STAR GAME STATISTICS

YEAR	SITE	GP-GS	MIN	FGM-FGA	PCT	FTM-FTA	PCT	OFF	DEF	TOT	AST	PF-D	ST	TO	BLK	PTS	AVG
1988	CHI	1-0	8	0-0	—	2-2	1.000	1	5	6	1	2-0	0	0	2	2	2.0

Three-point FG: None Attempted.

DOUGLAS-ROBERTS, CHRIS #17

6-7 GUARD • MEMPHIS • BORN 1/8/87 • FREE AGENT SIGNEE 12/23/12 • WAIVED 1/6/13

YEAR	GP-GS	MIN	AVG	FGM-FGA	PCT	FTM-FTA	PCT	- REBOUNDS -				PF-D	STL	TO	BLK	PTS	AVG	HI	
								OFF	DEF	TOT	AVG								
12-13	6-0	16	10.5	5-14	.357	7-10	.700	0	5	5	0.8	4	4-0	2	1	0	17	2.8	6

Three-point FG: 0-4 (1.000)

DREILING, GREG #40 (1993-94), #50 (1996-1997)

7-1 CENTER • KANSAS '86 • BORN 11/7/63 • FREE AGENT SIGNEE 10/7/93 • RIGHTS RENOUNCED 9/17/94 • FREE AGENT SIGNEE 10/1/96 • WAIVED 4/15/97

YEAR	GP-GS	MIN	AVG	FGM-FGA	PCT	FTM-FTA	PCT	- REBOUNDS -				PF-D	STL	TO	BLK	PTS	AVG	HI	
								OFF	DEF	TOT	AVG								
93-94	54-19	685	12.7	52-104	.500	27-38	.711	47	123	170	3.1	31	159-5	16	43	24	132	2.4	9
96-97	40-3	389	9.7	34-74	.459	11-27	.407	19	57	76	1.9	11	65-1	8	9	7	80	2.0	9
TOT	94-22	1074	11.4	86-178	.483	38-65	.538	66	180	246	2.6	42	224-6	24	52	31	212	2.3	9

Three-point FG: '93-94, 1-1 (1.000); '96-97, 1-1 (1.000). Total, 2-2 (1.000)

DROLLINGER, RALPH #52

7-2 CENTER • UCLA '76 • BORN 4/20/54 • FREE AGENT SIGNEE 6/9/80 • RETIRED 3/2/8

YEAR	GP-GS	MIN	AVG	FGM-FGA	PCT	FTM-FTA	PCT	- REBOUNDS -				PF-D	STL	TO	BLK	PTS	AVG	HI	
								OFF	DEF	TOT	AVG								
80-81	6-0	67	11.2	7-14	.500	1-4	.250	5	14	19	3.2	14	16-0	1	13	2	15	2.5	8

Three-point FG: None Attempted.

DUEROD, TERRY #42

6-2 GUARD • DISPERSAL CHOICE FROM DETROIT • DETROIT '79 • BORN 7/29/56 • WAIVED 12/2/80

YEAR	GP-GS	MIN	AVG	FGM-FGA	PCT	FTM-FTA	PCT	- REBOUNDS -				PF-D	STL	TO	BLK	PTS	AVG	HI	
								OFF	DEF	TOT	AVG								
80-81	18-8	337	18.7	74-161	.460	18-27	.667	15	24	39	2.2	30	19-0	12	25	4	168	9.3	22

Three-point FG: 2-6 (.333)



DUMAS, TONY #7

6-6 GUARD • D-1994 1ST RND (19TH OVERALL) • MISSOURI-KANSAS CITY '94 • BORN 8/25/72 • TRADED TO PHOENIX WITH JASON KIDD AND LOREN MEYER FOR SAM CASSELL, MICHAEL FINLEY AND A.C. GREEN AND A 1998 SECOND-ROUND DRAFT CHOICE 12/26/96

YEAR	GP-GS	MIN	AVG	FGM-FGA	PCT	FTM-FTA	- REBOUNDS -				AVG	AST	PF-D	STL	TO	BLK	PTS	AVG	HI
							PCT	OFF	DEF	TOT									
94-95	58-0	613	10.6	96-250	.384	50-77	.649	32	30	62	1.1	57	78-0	13	50	4	264	4.6	24
95-96	67-12	1284	19.2	274-655	.418	154-257	.599	58	57	115	1.7	99	128-0	42	77	13	776	11.6	39
96-97	18-0	227	12.6	27-77	.351	15-23	.652	3	11	14	0.8	22	36-0	10	15	1	72	4.0	15
TOT	143-12	2124	14.9	397-982	.404	219-357	.613	93	98	191	1.3	178	242-0	65	142	18	1112	7.8	39

Three-point FG: '94-95, 22-73 (.301); '95-96, 74-207 (.357); '96-97, 3-24 (.125). Total, 99-304 (.326)

EISLEY, HOWARD #9

6-3 GUARD • BOSTON COLLEGE '94 • BORN 12/4/72 • ACQUIRED FROM UTAH WITH BILL CURLEY FROM GOLDEN STATE AND DANA BARROS FROM BOSTON IN A FOUR-TEAM TRADE THAT SENT BRUNO SUNDQV TO UTAH AND ROBERT PACK AND JOHN WILLIAMS AND CASH TO BOSTON 8/16/00 • TRADED TO NEW YORK FOR MUGGSY BOGUES 8/10/01

YEAR	GP-GS	MIN	AVG	FGM-FGA	PCT	FTM-FTA	- REBOUNDS -				AVG	AST	PF-D	STL	TO	BLK	PTS	AVG	HI
							PCT	OFF	DEF	TOT									
00-01	82-40	2426	29.6	265-675	.393	104-126	.825	23	174	197	295	3.6	218-3	99	102	12	741	9.0	27

Three-point FG: 107-269 (.398)

YEAR	GP-GS	MIN	AVG	FGM-FGA	PCT	FTM-FTA	NBA PLAYOFF STATISTICS				AVG	AST	PF-D	STL	TO	BLK	PTS	AVG	HI
							PCT	OFF	DEF	TOT									
00-01	9-0	194	21.6	19-53	.358	4-4	1.000	1	11	12	17	1.9	18-0	5	13	1	52	5.8	16

EKEZIE, OBINNA #54

6-9 FORWARD • MARYLAND '99 • BORN 8/22/75 • ACQUIRED FROM WASHINGTON WITH JUWAN HOWARD AND CALVIN BOOTH FOR COURTNEY ALEXANDER, CHRISTIAN LAETTNER, LOY VAUGHT, HUBERT DAVIS, ETAN THOMAS AND CASH 2/22/01 • COMPLETED CONTRACT 5/01

YEAR	GP-GS	MIN	AVG	FGM-FGA	PCT	FTM-FTA	- REBOUNDS -				AVG	AST	PF-D	STL	TO	BLK	PTS	AVG	HI
							PCT	OFF	DEF	TOT									
00-01	4-0	8	2.0	0-4	.000	0-0	.000	0	2	2	0.5	0	2-0	0	0	0	0.0	0	

Three-point FG: None Attempted.

ELLIS, DALE #14

6-7 FORWARD • D-1983 1ST RND (9TH OVERALL) • TENNESSEE '83 • BORN 8/6/60 • TRADED TO SEATTLE FOR AL WOOD 7/23/86

YEAR	GP-GS	MIN	AVG	FGM-FGA	PCT	FTM-FTA	- REBOUNDS -				AVG	AST	PF-D	STL	TO	BLK	PTS	AVG	HI
							PCT	OFF	DEF	TOT									
83-84	67-2	1059	15.8	225-493	.456	87-121	.719	106	144	250	3.7	56	118-0	41	78	9	549	8.2	31
84-85	72-4	1314	18.3	274-603	.454	77-104	.740	100	138	238	3.3	56	131-1	46	58	7	667	9.3	29
85-86	72-1	1086	15.1	193-470	.411	59-82	.720	86	82	168	2.3	37	78-0	40	38	9	508	7.1	28
TOT	211-7	3459	16.4	692-1566	.442	223-307	.726	292	364	656	3.1	149	327-1	127	174	25	1724	8.2	31

Three-point FG: 0-1 (.000)

YEAR	GP-GS	MIN	AVG	FGM-FGA	PCT	FTM-FTA	NBA PLAYOFF STATISTICS				AVG	AST	PF-D	STL	TO	BLK	PTS	AVG	HI
							PCT	OFF	DEF	TOT									
83-84	8-1	178	22.3	26-80	.325	6-8	.750	19	23	42	5.3	4	17-0	10	5	2	59	7.4	16
84-85	4-1	68	17.0	10-23	.435	1-2	.500	4	3	7	1.8	3	3-0	4	4	0	23	5.8	9
85-86	7-0	67	9.6	9-22	.409	5-5	1.000	3	4	7	1.0	2	6-0	2	4	2	30	4.3	16
TOT	19-2	313	16.5	45-125	.360	12-15	.800	26	30	56	2.9	9	26-0	16	13	4	112	5.9	16

Three-point FG: '83-84, 1-12 (.083); '84-85, 2-5 (.400); '85-86, 7-12 (.583). Total, 10-29 (.345)

ELLIS, MONTA #11

6-3 GUARD • LANIER HS (MS) • BORN 10/26/85 • FREE AGENT SIGNEE 7/23/13 • DID NOT EXERCISE CONTRACT OPTION 6/30/15

YEAR	GP-GS	MIN	AVG	FGM-FGA	PCT	FTM-FTA	- REBOUNDS -				AVG	AST	PF-D	STL	TO	BLK	PTS	AVG	HI
							PCT	OFF	DEF	TOT									
13-14	82-82	3023	36.9	576-1278	.451	339-430	.788	38	257	295	3.6	471	197-0	141	264	217	1560	19.0	37
14-15	80-80	2699	33.7	602-1354	.445	228-303	.752	34	156	190	2.4	329	197-0	148	198	25	1513	18.9	38
TOT	162-162	5722	35.3	1178-2632	.448	567-733	.774	72	413	485	3.0	800	394-0	289	462	48	3073	19.0	38

Three-point FG: '13-14, 69-209 (.330); '14-15, 81-284 (.285). Total, 150-493 (.304)

YEAR	GP-GS	MIN	AVG	FGM-FGA	PCT	FTM-FTA	NBA PLAYOFF STATISTICS				AVG	AST	PF-D	STL	TO	BLK	PTS	AVG	HI
							PCT	OFF	DEF	TOT									
13-14	7-7	249	35.6	52-127	.409	27-31	.871	6	11	17	2.4	20	19-0	9	15	1	143	20.4	29
14-15	5-5	197	39.4	52-111	.468	15-20	.750	4	12	16	3.2	26	18-0	10	16	3	130	26.0	34
TOT	12-12	446	37.2	104-238	.437	42-51	.824	10	23	33	2.8	46	37-0	19	31	4	273	22.8	34

Three-point FG: '13-14, 12-34 (.353); '13-14, 11-30 (.367). Total, 23-64 (.359)

**ENGLISH, ALEX #2**

6-7 FORWARD • SOUTH CAROLINA '76 • BORN 1/5/54 • FREE AGENT SIGNEE 8/15/90 • DID NOT EXERCISE OPTION ON SECOND YEAR OF CONTRACT 5/1/91

YEAR	GP-GS	MIN	AVG	FGM-FGA	PCT	FTM-FTA	PCT	- REBOUNDS -			AVG	AST	PF-D	STL	TO	BLK	PTS	AVG	HI
								OFF	DEF	TOT									
90-91	79-26	1748	22.1	322-734	.439	119-140	.850	108	146	254	3.2	105	141-0	40	101	25	763	9.7	27

Three-point FG: 0-1 (.000)

ESCHMEYER, EVAN #42

6-11 CENTER • NORTHWESTERN '99 • BORN 5/30/75 • FREE AGENT SIGNEE 8/25/01 • TRADED TO GOLDEN STATE WITH AVERY JOHNSON, POPEYE JONES, ANTOINE RIGAudeau AND NICK VAN EXEL FOR DANNY FORTSON, ANTAWN JAMISON, CHRIS MILLS AND JIRI WELSCH 8/18/03 • ACQUIRED FROM GOLDEN STATE WITH ERICK DAMPIER, DAN DICKAU AND THE DRAFT RIGHTS TO STEVE LOGAN FOR CHRISTIAN LAETTNER, EDUARDO NAJERA, TWO FIRST-ROUND DRAFT PICKS, THE DRAFT RIGHTS TO LUIS FLORES AND MLADEN SEKULARAC AND CASH CONSIDERATIONS 8/24/04 • ANNOUNCED RETIREMENT 10/23/04

YEAR	GP-GS	MIN	AVG	FGM-FGA	PCT	FTM-FTA	PCT	- REBOUNDS -			AVG	AST	PF-D	STL	TO	BLK	PTS	AVG	HI
								OFF	DEF	TOT									
01-02	31-6	299	9.6	21-50	.420	20-33	.606	35	63	98	3.2	9	60-1	10	16	9	62	2.0	6
02-03	17-3	135	7.9	7-19	.368	3-4	.750	10	19	29	1.7	6	35-1	10	6	7	17	1.0	5
TOT	48-9	434	9.0	28-69	.406	23-37	.622	45	82	127	2.6	15	95-2	20	22	16	79	1.6	6

Three-point FG: None Attempted.

NBA PLAYOFF STATISTICS

YEAR	GP-GS	MIN	AVG	FGM-FGA	PCT	FTM-FTA	PCT	OFF	DEF	TOT	AVG	AST	PF-D	STL	TO	BLK	PTS	AVG	HI
01-02	3-0	8	2.7	0-1	.000	0-0	.000	1	1	2	0.7	1	2-0	0	0	1	0	0.0	0
02-03	5-0	32	6.4	3-6	.500	0-0	.000	1	2	5	1.0	2	8-0	3	0	1	6	1.2	6
TOT	8-0	40	5.0	3-7	.429	0-0	.000	2	3	7	0.9	3	11-0	3	0	2	6	0.8	6

Three-point FG: None Attempted.

EVANS, JEREMY #21

6-9 FORWARD • WESTERN KENTUCKY • BORN 10/24/87 • FREE AGENT SIGNEE 7/31/15 • TRADED TO INDIANA WITH THE RIGHTS TO EMIR PRELDZIC AND CASH CONSIDERATIONS IN EXCHANGE FOR THE RIGHTS TO STANKO BARAC 7/7/16

YEAR	GP-GS	MIN	AVG	FGM-FGA	PCT	FTM-FTA	PCT	- REBOUNDS -			AVG	AST	PF-D	STL	TO	BLK	PTS	AVG	HI
								OFF	DEF	TOT									
15-16	30-2	251	8.4	26-48	.542	15-21	.714	11	43	54	1.8	2	19-0	6	7	9	71	2.4	8

Three-point FG: 4-16 (.250)

FARMER, JIM #21

6-4 GUARD • D-1987 1ST RND (20TH OVERALL) • ALABAMA '87 • BORN 9/23/64 • WAIVED 11/3/88

YEAR	GP-GS	MIN	AVG	FGM-FGA	PCT	FTM-FTA	PCT	- REBOUNDS -			AVG	AST	PF-D	STL	TO	BLK	PTS	AVG	HI
								OFF	DEF	TOT									
87-88	30-0	157	5.2	26-69	.377	9-10	.900	9	9	18	0.6	16	18-0	3	22	1	61	2.0	8

Three-point FG: 0-6 (.000)

NBA PLAYOFF STATISTICS

YEAR	GP-GS	MIN	AVG	FGM-FGA	PCT	FTM-FTA	PCT	OFF	DEF	TOT	AVG	AST	PF-D	STL	TO	BLK	PTS	AVG	HI
87-88	3-0	11	3.7	2-6	.333	0-0	---	3	1	4	1.3	1	2-0	0	2	0	4	1.3	2

Three-point FG: None Attempted.

FAZEKAS, NICK #20

7-0 FORWARD • D-2007 2ND RND (34TH OVERALL) • NEVADA-RENO '07 • BORN 6/17/85 • WAIVED 2/19/08

YEAR	GP-GS	MIN	AVG	FGM-FGA	PCT	FTM-FTA	PCT	- REBOUNDS -			AVG	AST	PF-D	STL	TO	BLK	PTS	AVG	HI
								OFF	DEF	TOT									
07-08	4-0	9	2.3	2-5	.400	0-0	---	1	2	3	0.8	0	0-0	0	0	4	1.0	2	

Three-point FG: None Attempted.



FELTON, RAYMOND #2

6-1 GUARD • NORTH CAROLINA • BORN 6/26/84 • ACQUIRED FROM NEW YORK WITH TYSON CHANDLER IN EXCHANGE FOR SAMUEL DALEMBERT, JOSE CALDERON, WAYNE ELLINGTON, SHANE LARKIN AND TWO SECOND ROUND PICKS 6/25/14 • COMPLETED CONTRACT 6/30/16

YEAR	GP-GS	MIN	AVG	FGM-FGA	PCT	FTM-FTA	PCT	- REBOUNDS -				AVG	AST	PF-D	STL	TO	BLK	PTS	AVG	HI
								OFF	DEF	TOT	TOT									
14-15	29-3	281	9.7	43-106	.406	12-15	.800	2	24	26	0.9	41	17-0	11	18	4	108	3.7	15	
15-16	80-31	2192	27.4	277-682	.406	149-176	.847	36	222	258	3.2	284	141-0	68	121	15	763	9.5	23	
TOT	109-34	2473	22.7	320-788	.406	161-191	.843	38	246	284	2.6	325	158-0	79	139	19	871	8.0	23	

Three-point FG: '14-15, 10-34 (.340); '15-16, 60-213 (.282). TOTAL, 70-247 (.283)

NBA PLAYOFF STATISTICS

YEAR	GP-GS	MIN	AVG	FGM-FGA	PCT	FTM-FTA	PCT	- REBOUNDS -				AVG	AST	PF-D	STL	TO	BLK	PTS	AVG	HI
								OFF	DEF	TOT	TOT									
14-15	3-1	36	12.0	4-15	.267	3-3	1.000	1	6	7	2.3	4	1-0	0	0	0	11	3.7	9	
15-16	5-4	172	34.5	32-69	.464	7-11	.636	2	21	23	4.6	23	14-0	6	12	0	75	15.0	21	
TOT	8-5	208	26.0	36-84	.429	10-14	.714	3	27	30	3.8	27	15-0	6	12	0	86	10.8	21	

Three-point FG: '14-15, 0-4 (.000); '15-16, 4-14 (.286). Total, 4-18 (.222)

FERRELL, YOGI #11

6-0 GUARD • INDIANA • BORN 5/9/93 • SIGNED TO A 10-DAY CONTRACT 1/28/17 • SIGNED TO A MULTI-YEAR DEAL 2/7/17 • COMPLETED CONTRACT 6/30/18

YEAR	GP-GS	MIN	AVG	FGM-FGA	PCT	FTM-FTA	PCT	- REBOUNDS -				AVG	AST	PF-D	STL	TO	BLK	PTS	AVG	HI
								OFF	DEF	TOT	TOT									
16-17	36-29	1046	29.0	142-345	.412	64-73	.877	16	83	99	3.8	155	79-0	40	56	7	408	11.3	32	
17-18	82-21	2281	27.8	311-730	.426	82-103	.796	26	223	249	3.0	201	153-0	64	78	9	838	10.2	24	
TOT	118-50	3328	28.2	453-1075	.421	146-176	.830	42	306	348	2.9	356	232-0	104	134	16	1246	10.6	32	

Three-point FG: '16-17, 60-149 (.403); '17-18, 134-359 (.373). TOTAL, 194-508 (.382)

FINLEY, MICHAEL #4

6-7 GUARD/FORWARD • WISCONSIN '95 • BORN 3/6/73 • ACQUIRED FROM PHOENIX WITH SAM CASSELL, A.C. GREEN AND A SECOND-ROUND DRAFT CHOICE FOR JASON KIDD, TONY DUMAS AND LOREN MEYER 12/26/96 • WAIVED 8/15/05

YEAR	GP-GS	MIN	AVG	FGM-FGA	PCT	FTM-FTA	PCT	- REBOUNDS -				AVG	AST	PF-D	STL	TO	BLK	PTS	AVG	HI
								OFF	DEF	TOT	TOT									
96-97	56-36	1994	35.6	334-774	.432	142-176	.807	54	198	252	4.5	156	96-0	50	120	20	897	16.0	33	
97-98	82-82	3394	41.4	675-1505	.449	326-416	.784	150	288	438	5.3	405	163-0	132	219	30	1763	21.5	39	
98-99	50-50	2051	41.0	389-876	.444	186-226	.823	69	194	263	5.3	218	96-1	66	107	15	1009	20.2	36	
99-00	82-82	3464	42.2	748-1636	.457	260-317	.820	122	396	518	6.3	438	171-1	109	196	32	1855	22.6	38	
00-01	82-82	3443	42.0	711-1552	.458	252-325	.775	109	316	425	5.2	360	174-2	118	190	32	1765	21.5	38	
01-02	69-69	2754	39.9	569-1228	.463	210-251	.837	90	270	360	5.2	230	144-1	65	117	25	1424	20.6	39	
02-03	69-69	2642	38.3	507-1193	.425	198-230	.861	107	295	402	5.8	205	105-0	76	114	21	1331	19.3	42	
03-04	72-72	2778	38.6	514-1159	.443	164-193	.850	78	247	325	4.5	212	118-0	84	83	39	1342	18.6	38	
04-05	64-64	2358	36.8	387-907	.427	113-136	.831	45	217	262	4.1	169	123-0	48	60	18	1003	15.7	33	
TOT	626-606	24878	39.7	4834-10830	.446	1851-2270	.815	824	2421	3245	5.2	2393	1190-5	748	1206	232	12389	19.8	42	

Three-point FG: '96-97, 87-225 (.387); '97-98, 87-244 (.357); '98-99, 45-136 (.331); '99-00, 99-247 (.401); '00-01, 91-263 (.346); '01-02, 76-224 (.339); '02-03, 119-322 (.370); '03-04, 150-370 (.405); '04-05, 116-285 (.407). Total, 870-2316 (.376)

NBA PLAYOFF STATISTICS

YEAR	GP-GS	MIN	AVG	FGM-FGA	PCT	FTM-FTA	PCT	- REBOUNDS -				AVG	AST	PF-D	STL	TO	BLK	PTS	AVG	HI
								OFF	DEF	TOT	TOT									
00-01	10-10	434	43.4	72-200	.360	36-44	.818	13	40	53	5.3	44	23-0	12	24	2	197	19.7	33	
01-02	8-8	373	46.6	69-184	.466	45-50	.900	13	37	50	6.3	18	24-0	12	15	4	197	24.6	37	
02-03	20-20	822	41.1	131-301	.435	57-66	.864	25	90	115	5.8	60	46-0	26	31	12	366	18.3	31	
03-04	5-5	196	39.2	26-68	.382	6-10	.600	6	10	16	3.2	13	8-0	4	9	3	65	13.0	18	
04-05	13-13	491	37.8	65-153	.425	16-18	.889	13	43	56	4.3	28	32-0	17	13	0	170	13.1	31	
TOT	56-56	2316	41.4	363-870	.417	160-188	.851	70	220	290	5.2	163	133-0	71	92	21	995	17.8	37	

Three-point FG: None Attempted.

NBA ALL-STAR STATISTICS

YEAR	SITE	GP-GS	MIN	FGM-FGA	PCT	FTM-FTA	1PCT	- REBOUNDS -		DEF	TOT	AST	PF-D	STL	TO	BLK	PTS	AVG
								OFF	DEF									
2000	OAK	1-0	10	5-6	.833	0-0	.000	0	1	1	0	0-0	0	1	0	11	11.0	
2001	WAS	1-0	19	5-15	.333	2-2	1.000	2	1	3	5	0-0	0	1	0	12	12.0	
TOT		2-0	29	10-21	.476	2-2	1.000	2	2	4	5	0-0	0	2	0	23	11.5	

Three-point FG: '00, 1-2 (.500); '01, 0-2 (.000). Total, 1-4 (.250)

FISHER, DEREK #6

6-1 GUARD • ARKANSAS-LITTLE ROCK • BORN 8/9/74 • FREE AGENT SIGNEE 11/29/12 • WAIVED 12/22/12

YEAR	GP-GS	MIN	AVG	FGM-FGA	PCT	FTM-FTA	PCT	- REBOUNDS -				AVG	AST	PF-D	STL	TO	BLK	PTS	AVG	HI
								OFF	DEF	TOT	TOT									
12-13	9-9	229	25.4	23-65	.354	21-23	.913	0	15	15	1.7	31	24-2	5	18	2	77	8.6	20	

Three-point FG: 10-23 (.435)



FORTSON, DANNY #21

6-8 CENTER • CINCINNATI '98 • BORN 3/27/76 • ACQUIRED FROM GOLDEN STATE WITH ANTAWN JAMISON, CHRIS MILLS AND JIRI WELTSCH FOR EVAN ESCHMEYER, NICK VAN EXEL, AVERY JOHNSON, POPEYE JONES AND ANTOINE RIGADEAU 8/18/03 • TRADED TO SEATTLE FOR CALVIN BOOTH 7/26/04

YEAR	GP-GS	MIN	AVG	FGM-FGA	PCT	FTM-FTA	PCT	- REBOUNDS -			AVG	AST	PF-D	STL	TO	BLK	PTS	AVG	HI
								OFF	DEF	TOT									
03-04	56-20	625	11.2	71-139	.511	75-92	.815	114	136	250	4.5	9	148-0	12	37	11	217	3.9	11

Three-point FG: None Attempted.

GARNETT, BILL #20

6-9 FORWARD • D-1982 1ST RND (4TH OVERALL) • WYOMING '82 • BORN 4/22/60 • TRADED TO INDIANA WITH TERENCE STANSBURY FOR A 1990 FIRST-ROUND CHOICE 10/22/84

YEAR	GP-GS	MIN	AVG	FGM-FGA	PCT	FTM-FTA	PCT	- REBOUNDS -			AVG	AST	PF-D	STL	TO	BLK	PTS	AVG	HI
								OFF	DEF	TOT									
82-83	75-13	1411	18.8	170-319	.533	129-174	.741	141	265	406	5.4	103	245-3	48	81	70	469	6.3	15
83-84	80-34	1529	19.1	141-299	.472	129-176	.733	123	208	331	4.1	128	217-4	44	68	66	411	5.1	13
TOT	155-47	2940	19.0	311-618	.503	258-350	.737	264	473	737	4.8	231	462-7	92	149	136	880	5.7	15

Three-point FG: '82-83, 0-3 (.000); '83-84, 0-2 (.000). Total, 0-5 (.000)

YEAR	GP-GS	MIN	AVG	FGM-FGA	PCT	FTM-FTA	PCT	NBA PLAYOFF STATISTICS			AVG	AST	PF-D	STL	TO	BLK	PTS	AVG	HI
								OFF	DEF	TOT									
83-84	8-0	74	9.3	15-30	.500	7-8	.875	10	12	22	2.8	4	10-0	0	1	2	38	4.8	14

Three-point FG: 1-1 (1.000)

GARRICK, TOM #5

6-2 GUARD • RHODE ISLAND '88 • BORN 7/7/66 • SIGNED 10-DAY CONTRACTS 3/22/92 AND 4/3/92 • RELEASED 4/12/92

YEAR	GP-GS	MIN	AVG	FGM-FGA	PCT	FTM-FTA	PCT	- REBOUNDS -			AVG	AST	PF-D	STL	TO	BLK	PTS	AVG	HI
								OFF	DEF	TOT									
91-92	6-0	63	10.5	4-17	.235	2-2	1.000	2	4	6	2.8	17	7-0	8	4	0	10	1.7	4

Three-point FG: 0-1 (.000)

GATLING, CHRIS #25

6-10 FORWARD • OLD DOMINION '91 • BORN 9/3/67 • FREE AGENT SIGNEE 7/17/96 • TRADED TO NEW JERSEY WITH SAM CASSELL, JIM JACKSON, GEORGE MCCLLOUD AND ERIC MONTROSS FOR SHAWN BRADLEY, ED O'BANNON, ROBERT PACK AND KHALID REEVES 2/17/97

YEAR	GP-GS	MIN	AVG	FGM-FGA	PCT	FTM-FTA	PCT	- REBOUNDS -			AVG	AST	PF-D	STL	TO	BLK	PTS	AVG	HI
								OFF	DEF	TOT									
96-97	44-1	1191	27.1	309-580	.533	221-313	.706	126	222	348	7.9	25	125-1	35	114	31	840	19.1	35

Three-point FG: 1-6 (.167)

YEAR	SITE	GP-GS	MIN	FGM-FGA	PCT	FTM-FTA	PCT	NBA ALL-STAR STATISTICS			AST	PF-D	STL	TO	BLK	PTS
								OFF	DEF	TOT						
1997	CLE	1-0	12	1-8	.250	0-0	-	0	2	2	0	1-0	1	0	0	2

Three-point FG: None Attempted.

GEORGE, DEVEAN #40

6-8 GUARD/FORWARD • AUGSBURG '99 • BORN 8/29/77 • FREE AGENT SIGNEE 8/2/06 • RE-SIGNED 7/12/07 • RE-SIGNED 8/20/08 • TRADED WITH ANTOINE WRIGHT TO TORONTO FOR SHAWN MARION, KRIS HUMPHRIES, NATHAN JAWAI AND CASH CONSIDERATIONS IN A DEAL THAT ALSO SENT GREG BUCKNER TO DALLAS FROM MEMPHIS FOR JERRY STACKHOUSE AND CASH CONSIDERATIONS, A SECOND-ROUND PICK AND CASH CONSIDERATIONS FROM TORONTO TO MEMPHIS, AND HEDO TURKOGLU FROM ORLANDO TO TORONTO FOR CASH CONSIDERATIONS FROM DALLAS AND TORONTO

YEAR	GP-GS	MIN	AVG	FGM-FGA	PCT	FTM-FTA	PCT	- REBOUNDS -			AVG	AST	PF-D	STL	TO	BLK	PTS	AVG	HI
								OFF	DEF	TOT									
06-07	60-17	1283	21.4	146-370	.395	36-48	.750	57	156	213	3.6	33	143-2	46	51	23	381	6.4	21
07-08	53-4	821	15.5	74-207	.357	24-34	.706	28	109	137	2.6	35	90-1	19	24	13	194	3.7	13
08-09	43-17	708	16.5	54-142	.380	17-22	.773	25	53	78	1.8	15	57-0	23	17	11	147	3.4	13
TOT	156-38	2812	18.0	274-719	.381	77-104	.740	110	318	428	2.7	83	290-3	88	92	47	722	4.6	21

Three-point FG: '06-07, 53-150 (.363); '07-08, 22-68 (.324); '08-09, 22-76 (.289). Total, 97-294 (.330)

YEAR	GP-GS	MIN	AVG	FGM-FGA	PCT	FTM-FTA	PCT	NBA PLAYOFF STATISTICS			AVG	AST	PF-D	STL	TO	BLK	PTS	AVG	HI
								OFF	DEF	TOT									
06-07	6-1	109	18.2	5-24	.208	8-10	.800	4	14	18	3.0	4	12-0	6	7	2	21	3.5	10
07-08	5-0	62	12.4	11-28	.393	3-5	.600	4	11	15	3.0	0	7-0	2	3	2	29	5.8	11
TOT	11-1	171	15.5	16-52	.308	11-15	.733	8	25	33	3.0	4	19-0	8	10	4	50	4.5	11

Three-point FG: '06-07, 3-12 (.250); '07-08, 4-12 (.333). Total, 7-24 (.292)

**GIBSON, JONATHAN #3**

6-2 GUARD • BORN 11/8/87 • NEW MEXICO STATE • FREE AGENT SIGNEE 11/17/16 • WAIVED 12/27/16

YEAR	GP-GS	MIN	AVG	FGM-FGA	PCT	FTM-FTA	PCT	- REBOUNDS -			AVG	AST	PF-D	STL	TO	BLK	PTS	AVG	HI
								OFF	DEF	TOT									
16-17	17-0	231	13.6	35-95	.368	21-29	.724	1	21	22	1.3	26	21-0	8	21	0	106	6.2	26

Three-point FG: 15-45 (.333)

GOODEN, DREW #90

6-10 FORWARD • KANSAS '03 • BORN 9/24/81 • FREE AGENT SIGNEE 7/30/09 • TRADED TO WASHINGTON ALONG WITH JOSH HOWARD, QUINTON ROSS AND JAMES SINGLETON FOR CARON BUTLER, BRENDAN HAYWOOD, DESHAWN STEVENSON AND CASH CONSIDERATIONS (2/13/10)

YEAR	GP-GS	MIN	AVG	FGM-FGA	PCT	FTM-FTA	PCT	- REBOUNDS -			AVG	AST	PF-D	STL	TO	BLK	PTS	AVG	HI
								OFF	DEF	TOT									
09-10	28-19	741	22.4	157-336	.467	93-115	.809	123	193	316	6.9	26	129-3	26	56	50	408	8.9	24

Three-point FG: 1-6 (.167)

GRANDHOLM, JIM #50

7-0 CENTER • SOUTH FLORIDA '84 • BORN 10/4/60 • FREE AGENT SIGNEE 10/1/90 • WAIVED 10/18/90 • FREE AGENT SIGNEE 11/10/90 • COMPLETED CONTRACT 4/91

YEAR	GP-GS	MIN	AVG	FGM-FGA	PCT	FTM-FTA	PCT	- REBOUNDS -			AVG	AST	PF-D	STL	TO	BLK	PTS	AVG	HI
								OFF	DEF	TOT									
90-91	26-0	168	6.5	30-58	.517	10-21	.476	20	30	50	1.9	8	33-0	2	11	8	79	3.0	10

Three-point FG: 9-17 (.529)

GREEN, A.C. #45

6-9 FORWARD • OREGON STATE '85 • BORN 10/4/63 • ACQUIRED FROM PHOENIX WITH MICHAEL FINLEY, SAM CASSELL AND A 1998 SECOND-ROUND DRAFT CHOICE FOR JASON KIDD, LOREN MEYER AND TONY DUMAS 12/26/96 • FREE AGENT SIGNEE 8/31/99 • TRADED TO L.A. LAKERS FOR SEAN ROOKS AND A 2000 SECOND-ROUND DRAFT CHOICE 9/1/99

YEAR	GP-GS	MIN	AVG	FGM-FGA	PCT	FTM-FTA	PCT	- REBOUNDS -			AVG	AST	PF-D	STL	TO	BLK	PTS	AVG	HI
								OFF	DEF	TOT									
96-97	56-54	1944	34.7	173-356	.486	97-149	.651	189	329	518	9.3	52	111-0	52	54	15	444	7.9	21
97-98	82-68	2649	32.3	242-534	.453	116-162	.716	219	449	668	8.1	123	157-0	78	68	27	600	7.3	25
98-99	50-35	924	18.5	108-256	.422	30-52	.577	82	146	228	4.6	25	69-0	28	19	8	246	4.9	19
TOT	188-157	5517	29.3	523-1146	.456	243-363	.669	490	924	1414	7.5	200	337-0	158	141	50	1290	6.9	25

Three-point FG: '96-97, 1-17 (.059); '97-98, 0-4 (.000); '98-99, 0-8 (.000). Total, 1-29 (.034)

GREEN, GERALD #8

6-8 GUARD • GULF SHORES ACADEMY (TEXAS) '05 • BORN 1/26/86 • FREE AGENT SIGNEE 7/2/08 • COMPLETED CONTRACT 5/09

YEAR	GP-GS	MIN	AVG	FGM-FGA	PCT	FTM-FTA	PCT	- REBOUNDS -			AVG	AST	PF-D	STL	TO	BLK	PTS	AVG	HI
								OFF	DEF	TOT									
08-09	38-12	376	9.9	79-180	.439	27-32	.844	14	40	54	1.4	15	51-0	10	33	5	199	5.2	17

Three-point FG: 14-46 (.304)

NBA PLAYOFF STATISTICS

YEAR	GP-GS	MIN	AVG	FGM-FGA	PCT	FTM-FTA	PCT	OFF	DEF	TOT	AVG	AST	PF-D	STL	TO	BLK	PTS	AVG	HI
08-09	6-0	26	4.3	4-14	.286	2-4	.500	0	2	2	0.3	0	4-0	1	2	0	11	1.8	5

Three-point FG: 1-5 (.200)



GRIFFIN, ADRIAN #7/44

6-5 GUARD/FORWARD • SETON HALL '96 • BORN 7/4/74 • FREE AGENT SIGNEE 7/27/01 • COMPLETED CONTRACT 5/30/03 • FREE AGENT SIGNEE 11/28/05 • COMPLETED CONTRACT 6/30/06

YEAR	GP-GS	MIN	AVG	FGM-FGA	PCT	FTM-FTA	- REBOUNDS -			AVG	AST	PF-D	STL	TO	BLK	PTS	AVG	HI	
							PCT	OFF	DEF										TOT
01-02	58-34	1383	23.8	179-359	.499	41-49	.837	68	161	229	3.9	106	142-2	75	42	12	415	7.2	23
02-03	74-48	1373	18.6	146-337	.433	27-32	.844	88	176	264	3.6	105	157-0	77	47	6	325	4.4	17
05-06	52-45	1245	23.9	98-204	.480	41-53	.774	75	152	227	4.4	89	113-1	51	39	9	237	4.6	14
TOT	184-127	4001	21.7	423-900	.470	109-134	.813	231	489	720	3.9	300	412-3	203	128	27	977	5.3	23

Three-point FG: '01-02, 16-54 (.296); '02-03, 6-24 (.250); '05-06, 0-2 (.000). Total, 22-80 (.275)

YEAR	GP-GS	MIN	AVG	FGM-FGA	PCT	FTM-FTA	NBA PLAYOFF STATISTICS			AVG	AST	PF-D	STL	TO	BLK	PTS	AVG	HI	
							PCT	OFF	DEF										TOT
01-02	4-1	57	14.3	10-17	.588	0-2	.000	2	7	9	2.3	4	6-0	2	3	1	20	5.0	14
02-03	15-2	131	8.7	17-41	.415	2-2	1.000	17	27	44	2.9	8	24-0	4	9	0	37	2.5	15
05-06	20-8	349	17.5	32-59	.542	7-8	.875	28	43	71	3.6	24	42-0	15	11	2	71	3.6	13
TOTAL	39-11	537	13.8	59-117	.504	9-13	.692	47	77	124	3.2	36	72-0	21	23	3	128	3.3	15

Three-point FG: '01-02, 0-2 (.000); '02-03, 1-3 (.333). Total, 1-5 (.200)

HAMMONS, A.J. #20

7-0 CENTER • PURDUE • BORN 8/27/92 • D-2016 2ND RND (46TH OVERALL) • TRADED TO MIAMI FOR JOSH MCROBERTS, A FUTURE SECOND-ROUND PICK AND CASH CONSIDERATIONS 7/7/17

YEAR	GP-GS	MIN	AVG	FGM-FGA	PCT	FTM-FTA	- REBOUNDS -			AVG	AST	PF-D	STL	TO	BLK	PTS	AVG	HI	
							PCT	OFF	DEF										TOT
16-17	22-0	163	7.4	17-42	.405	9-20	.450	8	28	36	1.6	4	21-0	1	10	13	48	2.2	9

Three-point FG: 5-10 (.500)

HARDAWAY, TIM #10

6-0 GUARD • TEXAS-EL PASO '89 • BORN 9/1/66 • ACQUIRED FROM MIAMI FOR A SECOND-ROUND DRAFT CHOICE 8/22/01 • TRADED WITH JUWAN HOWARD, DONNELL HARVEY AND A 2002 FIRST-ROUND DRAFT CHOICE TO DENVER FOR TARIQ ABDUL-WAHAD, AVERY JOHNSON, RAEF LAFRENTZ AND NICK VAN EXEL 2/21/02

YEAR	GP-GS	MIN	AVG	FGM-FGA	PCT	FTM-FTA	- REBOUNDS -			AVG	AST	PF-D	STL	TO	BLK	PTS	AVG	HI	
							PCT	OFF	DEF										TOT
01-02	54-2	1276	23.6	179-494	.362	65-78	.833	13	84	97	1.8	201	84-0	40	73	8	518	9.6	21

Three-point FG: 95-279 (.341)

HARPER, DEREK #12

6-4 GUARD • D-1983 1ST RND (11TH OVERALL) • ILLINOIS '84 • BORN 9/13/61 • TRADED TO NEW YORK FOR TONY CAMPBELL AND THE KNICKS 1997 FIRST-ROUND CHOICE 1/6/94 • FREE AGENT SIGNEE 7/26/96 • TRADED TO ORLANDO WITH ED O'BANNON FOR DENNIS SCOTT AND \$500,000 9/2/97

YEAR	GP-GS	MIN	AVG	FGM-FGA	PCT	FTM-FTA	- REBOUNDS -			AVG	AST	PF-D	STL	TO	BLK	PTS	AVG	HI	
							PCT	OFF	DEF										TOT
83-84	82-1	1712	20.9	200-451	.443	66-98	.673	53	119	172	239	2.9	143-0	95	111	21	469	5.7	19
84-85	82-1	2218	27.0	329-633	.520	111-154	.721	47	152	199	360	4.4	194-1	144	123	37	790	9.6	22
85-86	79-39	2150	27.2	390-730	.534	171-229	.747	75	151	226	416	5.3	166-1	153	144	23	963	12.2	26
86-87	77-76	2556	33.2	497-993	.501	160-234	.684	51	148	199	609	7.9	195-0	167	138	25	1230	16.0	31
87-88	82-82	3032	37.0	536-1167	.459	261-344	.759	71	175	246	634	7.7	164-0	168	190	35	1393	17.0	35
88-89	81-81	2968	36.6	538-1127	.477	229-284	.806	46	182	228	570	7.0	219-3	172	205	41	1404	17.3	38
89-90	82-82	3007	36.7	567-1161	.488	250-315	.794	54	190	244	609	7.4	224-1	187	207	26	1473	18.0	42
90-91	77-77	2879	37.4	572-1226	.467	286-391	.731	59	174	233	548	7.1	222-1	147	177	14	1519	19.7	34
91-92	65-64	2252	34.6	448-1011	.443	198-261	.759	49	121	170	373	5.7	150-0	101	154	17	1152	17.7	38
92-93	62-60	2108	34.0	393-939	.419	239-316	.756	42	81	123	334	5.4	145-1	80	136	16	1126	18.2	35
93-94	28-28	893	31.9	130-342	.380	28-50	.560	10	45	55	98	3.5	46-0	45	54	4	325	11.6	33
96-97	75-29	2210	29.5	299-674	.444	95-128	.742	30	107	137	321	4.3	144-0	92	132	12	753	10.0	29
TOT	872-620	27985	32.1	4899-10454	.468	2094-2902	.722	587	1645	2232	5111	5.7	2012-8	1841	1728	271	12597	14.4	42

Three-point FG: '83-84, 3-26 (.115); '84-85, 21-61 (.344); '85-86, 12-51 (.235); '86-87, 76-212 (.358); '87-88, 60-192 (.313); '88-89, 99-278 (.356); '89-90, 89-240 (.371); '90-91, 89-246 (.362); '91-92, 58-186 (.312); '92-93, 101-257 (.393); '93-94, 37-105 (.352); '96-97, 60-176 (.341). Total, 705-2030 (.347)

YEAR	GP-GS	MIN	AVG	FGM-FGA	PCT	FTM-FTA	NBA PLAYOFF STATISTICS			AVG	AST	PF-D	STL	TO	BLK	PTS	AVG	HI	
							PCT	OFF	DEF										TOT
83-84	10-0	226	22.6	21-54	.389	5-7	.714	8	12	20	28	2.8	16-0	11	6	2	50	5.0	14
84-85	4-0	132	33.0	10-21	.476	5-7	.714	1	11	12	20	5.0	12-0	6	4	1	26	6.5	10
85-86	10-10	348	34.8	57-107	.533	12-16	.750	13	6	19	76	7.6	27-0	23	23	0	134	13.4	24
86-87	4-4	123	30.8	20-40	.500	24-30	.800	2	10	12	27	6.8	7-0	7	5	0	66	16.5	30
87-88	17-17	602	35.4	89-202	.441	43-59	.729	11	32	43	121	7.1	44-0	32	32	5	230	13.5	35
89-90	3-3	119	39.7	21-48	.438	11-16	.688	2	6	8	23	7.7	13-0	4	12	0	58	19.3	24
TOT	48-34	1550	32.8	218-472	.462	100-135	.741	37	77	114	295	6.2	119-0	83	82	8	564	11.8	35

Three-point FG: '83-84, 3-8 (.375); '84-85, 1-3 (.333); '85-86, 8-14 (.571); '86-87, 2-9 (.222); '87-88, 9-36 (.250); '89-90, 5-16 (.313). Total, 28-86 (.326)

**HARRINGTON, ADAM #21**

6-5 GUARD • AUBURN '02 • BORN 7/5/80 • FREE AGENT SIGNEE 9/30/02 • WAIVED 1/7/03

YEAR	GP-GS	MIN	AVG	FGM-FGA	PCT	FTM-FTA	PCT	- REBOUNDS -			AVG	AST	PF-D	STL	TO	BLK	PTS	AVG	HI
								OFF	DEF	TOT									
02-03	13-0	37	2.8	4-17	.235	2-2	1.000	0	2	2	0.2	2	2-0	1	2	1	11	0.8	5

Three-point FG: 1-3 (.333)

HARRIS, LUCIOUS #30

6-5 GUARD • D-1993 2ND RND (28TH OVERALL) • LONG BEACH STATE '93 • BORN 12/18/70 • RIGHTS RENOUNCED 7/17/96

YEAR	GP-GS	MIN	AVG	FGM-FGA	PCT	FTM-FTA	PCT	- REBOUNDS -			AVG	AST	PF-D	STL	TO	BLK	PTS	AVG	HI
								OFF	DEF	TOT									
93-94	77-0	1165	15.1	162-385	.421	87-119	.731	45	112	157	2.0	106	117-0	49	78	10	418	5.4	20
94-95	79-31	1695	21.5	280-610	.459	136-170	.800	85	135	220	2.8	132	105-0	58	77	14	751	9.5	31
95-96	61-1	1016	16.7	183-397	.461	68-87	.782	41	81	122	2.0	79	56-0	35	46	3	481	7.9	19
TOT	217-32	3876	17.9	625-1392	.449	291-376	.774	171	328	499	2.3	317	278-0	142	201	27	1650	7.6	31

Three-point FG: '93-94, 7-33 (.212); '94-95, 55-142 (.387); '95-96, 47-125 (.376); Total, 109-300 (.363)

HARRIS, MANNY #6

6-5 GUARD • MICHIGAN • BORN 9/21/89 • SIGNED TO A 10-DAY CONTRACT 3/9/17 • SIGNED TO A SECOND 10-DAY CONTRACT 3/19/17 • COMPLETED SECOND 10-DAY CONTRACT 3/29/17

YEAR	GP-GS	MIN	AVG	FGM-FGA	PCT	FTM-FTA	PCT	- REBOUNDS -			AVG	AST	PF-D	STL	TO	BLK	PTS	AVG	HI
								OFF	DEF	TOT									
16-17	4-0	25	6.2	3-15	.200	2-4	.500	3	6	9	2.3	2	1-0	0	2	0	8	2.0	5

Three-point FG: 0-2 (.000)

HARRISON, AARON #9

6-6 GUARD • KENTUCKY • BORN 10/28/94 • SIGNED TO A 10-DAY CONTRACT 3/22/18 • SIGNED FOR THE REMAINDER OF THE SEASON 4/1/18 • COMPLETED CONTRACT 6/30/18

YEAR	GP-GS	MIN	AVG	FGM-FGA	PCT	FTM-FTA	PCT	- REBOUNDS -			AVG	AST	PF-D	STL	TO	BLK	PTS	AVG	HI
								OFF	DEF	TOT									
17-18	9-3	233	25.9	19-69	.275	13-17	.765	4	20	24	2.7	11	27-0	9	3	2	60	6.7	16

Three-point FG: 9-43 (.209)

HARVEY, DONNELL #1

6-8 FORWARD • FLORIDA '03 • BORN 8/26/80 • ACQUIRED FROM NEW YORK WITH JOHN WALLACE FOR ERICK STRICKLAND AND THE DRAFT RIGHTS TO PETE MICKEAL 6/28/00 • TRADED WITH TIM HARDAWAY, JUWAN HOWARD AND A 2002 FIRST-ROUND DRAFT CHOICE TO DENVER FOR TARIQ ABDUL-WAHAD, AVERY JOHNSON, RAEF LAFRENTZ AND NICK VAN EXEL 2/21/02

YEAR	GP-GS	MIN	AVG	FGM-FGA	PCT	FTM-FTA	PCT	- REBOUNDS -			AVG	AST	PF-D	STL	TO	BLK	PTS	AVG	HI
								OFF	DEF	TOT									
00-01	18-0	65	3.6	8-14	.571	6-16	.375	6	14	20	1.1	2	15-0	3	7	1	22	1.2	5
01-02	18-0	162	9.0	14-26	.538	10-22	.455	12	34	46	2.6	5	27-0	4	8	5	38	2.1	12
TOT	36-0	227	6.3	22-40	.550	16-38	.421	18	48	66	1.8	7	42-0	7	15	6	60	1.7	12

Three-point FG: None Attempted.

HASELL, TRENTON #23

6-5 FORWARD • AUSTIN PEAY '02 • BORN 3/4/79 • ACQUIRED FROM MINNESOTA FOR GREG BUCKNER 9/28/07 • TRADED TO NEW JERSEY WITH DESAGANA DIOP, DEVIN HARRIS, MAURICE AGER, KEITH VAN HORN AND TWO FIRST-ROUND PICKS FOR JASON KIDD, MALIK ALLEN AND ANTOINE WRIGHT 2/19/08

YEAR	GP-GS	MIN	AVG	FGM-FGA	PCT	FTM-FTA	PCT	- REBOUNDS -			AVG	AST	PF-D	STL	TO	BLK	PTS	AVG	HI
								OFF	DEF	TOT									
07-08	37-6	463	12.5	37-80	.463	1-2	.500	11	33	44	1.2	26	55-0	9	14	1	76	2.1	10

Three-point FG: 1-4 (.250)

HASSETT, JOE #10

6-5 GUARD • DISPERSAL CHOICE FROM INDIANA • PROVIDENCE '77 • BORN 9/11/55 • WAIVED 11/17/80

YEAR	GP-GS	MIN	AVG	FGM-FGA	PCT	FTM-FTA	PCT	- REBOUNDS -			AVG	AST	PF-D	STL	TO	BLK	PTS	AVG	HI
								OFF	DEF	TOT									
80-81	17-0	280	16.5	59-142	.415	10-13	.769	11	14	25	1.5	18	21-0	5	11	0	138	8.1	15

Three-point FG: 10-40 (.250)

**HAYWOOD, BRENDAN #33**

7-0 CENTER • NORTH CAROLINA • BORN 2/7/73 • ACQUIRED FROM WASHINGTON ALONG WITH CARON BUTLER, DESHAWN STEVENSON AND CASH CONSIDERATIONS FOR JOSH HOWARD, DREW GOODEN, QUINTON ROSS AND JAMES SINGLETON 2/13/10 • RE-SIGNED 7/9/10 • WAIVED AND DESIGNATED AS TEAM'S AMNESTY PLAYER 7/12/12

YEAR	GP-GS	MIN	AVG	FGM-FGA	PCT	FTM-FTA	PCT	- REBOUNDS -			AVG	AST	PF-D	STL	TO	BLK	PTS	AVG	HI
								OFF	DEF	TOT									
09-10	28-19	741	26.5	88-156	.564	50-87	.575	78	130	208	7.4	25	64-1	8	32	57	226	6.0	15
10-11	72-8	1331	18.5	128-223	.574	64-177	.362	129	247	376	5.2	19	146-0	16	51	74	320	4.4	12
11-12	54-54	1146	21.2	118-228	.518	45-96	.469	139	185	324	6.0	19	121-0	24	46	54	281	5.2	18
TOT	154-81	3218	20.9	334-607	.550	159-360	.442	346	562	908	5.9	63	331-1	48	129	185	827	5.4	18

THREE-POINT FG: '09-10, 0-1 (.000); '10-11, 0-1 (.000); '11-12, NONE ATTEMPTED. TOTAL, 0-2 (.000)

NBA PLAYOFF STATISTICS

YEAR	GP-GS	MIN	AVG	FGM-FGA	PCT	FTM-FTA	PCT	- REBOUNDS -			AVG	AST	PF-D	STL	TO	BLK	PTS	AVG	HI
								OFF	DEF	TOT									
09-10	6-2	139	23.2	12-21	.571	12-20	.600	18	19	37	6.2	3	14-0	7	3	10	36	6.0	10
10-11	18-0	275	15.3	18-31	.581	20-43	.465	34	39	73	4.1	4	48-0	2	13	18	56	3.1	9
11-12	4-4	61	15.3	4-14	.286	5-8	.625	7	6	13	3.3	1	8-0	1	2	2	13	3.3	4
TOT	28-6	475	17.0	34-66	.515	37-71	.521	59	64	123	4.4	8	70-0	10	18	30	105	3.8	10

Three-point FG: None Attempted.

HENDERSON, ALAN #50

6-9 FORWARD • INDIANA '95 • BORN 12/2/72 • ACQUIRED FROM ATLANTA WITH JASON TERRY AND A FUTURE FIRST-ROUND PICK FOR TONY DELK AND ANTOINE WALKER 8/4/04 • TRADED WITH CALVIN BOOTH AND CASH CONSIDERATIONS TO MILWAUKEE FOR KEITH VAN HORN 2/24/05 • FREE AGENT SIGNEE 3/1/05 • COMPLETED CONTRACT 5/30/05

YEAR	GP-GS	MIN	AVG	FGM-FGA	PCT	FTM-FTA	PCT	- REBOUNDS -			AVG	AST	PF-D	STL	TO	BLK	PTS	AVG	HI
								OFF	DEF	TOT									
04-05	78-10	1203	15.4	116-220	.527	41-76	.539	164	184	348	4.5	21	149-1	29	49	37	273	3.5	12

Three-point FG: 0-2 (.000)

NBA PLAYOFF STATISTICS

YEAR	GP-GS	MIN	AVG	FGM-FGA	PCT	FTM-FTA	PCT	- REBOUNDS -			AVG	AST	PF-D	STL	TO	BLK	PTS	AVG	HI
								OFF	DEF	TOT									
04-05	9-0	66	10.2	8-14	.571	2-2	1.000	11	6	17	1.9	0	15-0	2	2	2	18	2.0	4

Three-point FG: None Attempted.

HOLLINS, RYAN #1

7-0 CENTER • UCLA '06 • BORN 10/10/84 • ACQUIRED WITH MATT CARROLL FROM CHARLOTTE FOR DESAGANA DIOP 1/16/09 • COMPLETED CONTRACT 5/09

YEAR	GP-GS	MIN	AVG	FGM-FGA	PCT	FTM-FTA	PCT	- REBOUNDS -			AVG	AST	PF-D	STL	TO	BLK	PTS	AVG	HI
								OFF	DEF	TOT									
08-09	27-2	260	9.6	31-59	.525	17-33	.515	27	34	61	2.3	3	44-2	4	14	15	44	2.9	13

Three-point FG: None Attempted.

NBA PLAYOFF STATISTICS

YEAR	GP-GS	MIN	AVG	FGM-FGA	PCT	FTM-FTA	PCT	- REBOUNDS -			AVG	AST	PF-D	STL	TO	BLK	PTS	AVG	HI
								OFF	DEF	TOT									
08-09	9-0	84	9.3	8-14	.571	6-10	.600	9	15	24	2.7	1	22-0	1	4	4	22	2.	8

Three-point FG: None Attempted.

HODGE, DONALD #35

7-0 CENTER • D-1991 2ND RND (33RD OVERALL) • TEMPLE '92 • BORN 2/25/69 • WAIVED 2/19/96

YEAR	GP-GS	MIN	AVG	FGM-FGA	PCT	FTM-FTA	PCT	- REBOUNDS -			AVG	AST	PF-D	STL	TO	BLK	PTS	AVG	HI
								OFF	DEF	TOT									
91-92	51-27	1058	20.7	163-328	.497	100-150	.667	118	157	275	5.4	39	128-2	25	75	23	426	8.4	24
92-93	79-8	1267	16.0	161-400	.403	71-104	.683	93	201	294	3.7	75	204-2	33	90	37	393	5.0	14
93-94	50-0	428	8.6	46-101	.455	44-52	.846	46	49	95	1.9	32	66-1	15	30	13	136	2.7	12
94-95	54-0	633	11.7	83-204	.407	39-51	.765	40	82	122	2.3	41	107-1	10	39	14	209	3.9	13
95-96	13-0	113	8.7	9-24	.375	0-0	—	9	13	22	1.7	4	26-0	1	2	8	18	1.4	8
TOT	247-35	3499	14.2	462-1057	.437	254-357	.711	306	502	808	3.3	191	531-6	84	236	95	1182	4.8	24

Three-point FG: '91-92, None Attempted; '92-93, None Attempted; '93-94, None Attempted; '94-95, 4-14 (.286); '95-96, None Attempted. Total, 4-14 (.286)

HOPSON, SCOTTY #32

6-7 GUARD/FORWARD • TENNESSEE • BORN 8/8/89 • SIGNED TO A 10-DAY CONTRACT 2/26/18 • COMPLETED 10-DAY CONTRACT 3/7/18

YEAR	GP-GS	MIN	AVG	FGM-FGA	PCT	FTM-FTA	PCT	- REBOUNDS -			AVG	AST	PF-D	STL	TO	BLK	PTS	AVG	HI
								OFF	DEF	TOT									
17-18	1-0	8	8.4	0-1	.000	1-2	.500	0	0	0	0.0	1	0-0	0	1	0	1	1.0	1

Three-point FG: None Attempted.



HOWARD, BRIAN #41

6-7 FORWARD • NORTH CAROLINA STATE '90 • BORN 10/19/67 • FREE AGENT SIGNEE 2/3/92 • COMPLETED CONTRACT 4/93

YEAR	GP-GS	MIN	AVG	FGM-FGA	PCT	FTM-FTA	PCT	- REBOUNDS -				AVG	AST	PF-D	STL	TO	BLK	PTS	AVG	HI
								OFF	DEF	TOT	TOT									
91-92	27-0	318	11.8	54-104	.519	22-31	.710	17	34	51	1.9	14	55-2	11	15	8	131	4.9	14	
92-93	68-22	1295	19.0	183-414	.442	72-94	.766	66	146	212	3.1	67	217-8	55	68	34	439	6.5	18	
TOT	95-22	1613	17.0	237-518	.458	94-125	.752	83	180	263	2.8	81	272-10	66	83	42	570	6.0	18	

Three-point FG: '91-92, 1-2 (.500); '92-93, 1-7 (.143). Total, 2-9 (.222)

HOWARD, JOSH #5

6-7 GUARD/FORWARD • WAKE FOREST '03 • BORN 4/28/80 • DRAFTED BY DALLAS IN THE FIRST-ROUND (29TH OVERALL) OF THE 2003 NBA DRAFT • TRADED TO WASHINGTON ALONG WITH DREW GOODEN, QUINTON ROSS AND JAMES SINGLETON FOR CARON BUTLER, BRENDAN HAYWOOD, DESHAWN STEVENSON AND CASH CONSIDERATIONS 2/13/10

YEAR	GP-GS	MIN	AVG	FGM-FGA	PCT	FTM-FTA	PCT	- REBOUNDS -				AVG	AST	PF-D	STL	TO	BLK	PTS	AVG	HI
								OFF	DEF	TOT	TOT									
03-04	67-29	1589	23.7	229-532	.430	97-138	.703	149	219	368	5.5	97	168-6	69	67	54	575	8.6	19	
04-05	76-76	2446	32.2	377-793	.475	170-232	.733	169	315	484	6.4	109	211-3	116	122	49	958	12.6	30	
05-06	59-58	1915	32.5	350-743	.471	196-267	.734	123	248	371	6.3	111	167-2	68	79	26	923	15.6	29	
06-07	70-69	2455	35.1	493-1075	.459	243-294	.827	130	345	475	6.8	127	180-2	82	123	56	1321	18.9	30	
07-08	76-76	2757	36.3	567-1247	.455	312-384	.813	120	412	532	7.0	164	202-1	59	114	32	1513	19.9	47	
08-09	52-51	1663	32.0	353-783	.451	172-220	.782	59	204	263	5.1	83	135-1	55	89	30	936	18.0	31	
09-10	31-9	827	25.7	137-342	.401	94-119	.790	26	86	112	3.6	44	78-0	23	43	9	388	12.5	25	
TOT	431-368	13652	31.7	2506-5515	.454	1284-1654	.776	776	1829	2605	6.0	735	1141-15	472	637	256	6614	15.3	47	

Three-point FG: '03-04, 20-66 (.303); '04-05, 34-115 (.296); '05-06, 27-63 (.429); '06-07, 92-239 (.385); '07-08, 67-210 (.319); '08-09, 58-168 (.345); '09-10, 20-75 (.267). Total, 318-936 (.340)

YEAR	GP-GS	MIN	AVG	FGM-FGA	PCT	FTM-FTA	PCT	- REBOUNDS -				AVG	AST	PF-D	STL	TO	BLK	PTS	AVG	HI
								OFF	DEF	TOT	TOT									
03-04	5-0	86	17.2	8-36	.222	10-11	.909	17	15	32	6.4	4	12-0	6	7	6	27	5.4	11	
04-05	13-13	428	32.9	78-155	.503	41-55	.745	33	63	96	7.4	24	60-3	11	28	7	201	15.5	29	
05-06	23-23	824	35.8	140-309	.453	80-99	.808	41	130	171	7.4	32	85-1	23	52	14	384	16.7	27	
06-07	6-6	248	41.3	51-99	.515	19-27	.704	15	44	59	9.8	17	22-1	13	12	5	128	21.3	21	
07-08	5-5	171	34.2	21-72	.292	20-25	.800	12	23	35	7.0	7	10-0	2	9	2	63	12.6	29	
08-09	10-10	295	29.5	56-128	.438	38-49	.776	10	41	51	5.1	13	24-0	9	21	4	158	15.8	28	
TOT	62-57	2052	33.1	354-799	.443	208-266	.782	128	316	444	7.2	97	213-5	64	129	38	961	15.5	29	

THREE-POINT FG: '03-04, 1-5 (.200); '04-05, 4-16 (.250); '05-06, 24-65 (.369); '06-07, 7-18 (.389); '07-08, 1-10 (.100); '08-09, 8-32 (.250). TOTAL, 45-146 (.308)

YEAR	SITE	GP-GS	MIN	FGM-FGA	PCT	FTM-FTA	PCT	- REBOUNDS -				AVG	AST	PF-D	STL	TO	BLK	PTS	AVG
								OFF	DEF	TOT	TOT								
2007	LV	1-0	20	1-3	.333	1-2	.500	1	3	4	3	1-0	0	2	0	3	3.0		
TOT		1-0	20	1-3	.333	1-2	.500	1	3	4	3	1-0	0	2	0	3	3.0		

Three-point FG: '07, 0-1 (.000). Total, 0-1 (.000)

HOWARD, JUWAN #5/55

6-9 FORWARD • MICHIGAN '95 • BORN 2/7/73 • ACQUIRED FROM WASHINGTON WITH CALVIN BOOTH AND OBINNA EKEZIE FOR CHRISTIAN LAETTNER, HUBERT DAVIS, LOY VAUGHT, COURTNEY ALEXANDER, ETAN THOMAS AND CASH 2/22/01 • FREE AGENT SIGNEE 11/1/07 • TRADED WITH TIM HARDAWAY, DONNELL HARVEY AND A 2002 FIRST-ROUND DRAFT CHOICE TO DENVER FOR TARIQ ABDUL-WAHAD, AVERY JOHNSON, RAEF LAFRENTZ AND NICK VAN EXEL 2/21/02 • COMPLETED CONTRACT 5/08

YEAR	GP-GS	MIN	AVG	FGM-FGA	PCT	FTM-FTA	PCT	- REBOUNDS -				AVG	AST	PF-D	STL	TO	BLK	PTS	AVG	HI
								OFF	DEF	TOT	TOT									
00-01	27-27	993	36.8	191-391	.488	99-127	.780	50	143	193	7.1	70	106-1	29	73	16	481	17.8	32	
01-02	53-44	1659	31.3	270-585	.462	144-191	.754	138	252	390	7.4	93	170-1	28	78	30	684	12.9	36	
07-08	50-0	353	7.1	23-64	.359	11-14	.786	21	60	81	1.6	17	62-0	5	17	2	57	1.1	6	
TOT	130-71	3005	23.1	484-1040	.465	254-332	.765	209	455	664	5.1	180	338-2	62	168	48	1222	9.4	36	

Three-point FG: '00-01, 0-3 (.000); '01-02, 0-1 (.000). Total, 0-4 (.000)

YEAR	GP-GS	MIN	AVG	FGM-FGA	PCT	FTM-FTA	PCT	- REBOUNDS -				AVG	AST	PF-D	STL	TO	BLK	PTS	AVG	HI
								OFF	DEF	TOT	TOT									
00-01	10-10	391	39.1	49-136	.360	36-45	.800	29	54	83	8.3	14	38-0	6	14	5	134	13.4	19	
07-08	3-0	11	3.7	0-2	.000	1-4	.250	0	0	0	0.0	1	2-0	0	0	0	1	0.3	1	
TOT	13-10	402	30.9	49-138	.355	37-49	.755	29	54	83	8.3	15	40-0	6	14	5	135	10.4	19	

THREE-POINT FG: None Attempted.

HUGHES, RICK #3

6-9 FORWARD • THOMAS MORE '96 • BORN 8/22/73 • FREE AGENT SIGNEE 11/4/99 • WAIVED 1/5/00

YEAR	GP-GS	MIN	AVG	FGM-FGA	PCT	FTM-FTA	PCT	- REBOUNDS -				AVG	AST	PF-D	STL	TO	BLK	PTS	AVG	HI
								OFF	DEF	TOT	TOT									
99-00	21-0	224	10.7	35-72	.486	12-26	.462	24	25	49	2.3	9	30-0	3	14	1	82	3.9	13	

Three-point FG: 0-1 (.000)

**HUMPHRIES, KRIS #43**

6-9 FORWARD • MINNESOTA '07 • BORN 2/6/85 • ACQUIRED FROM TORONTO WITH SHAWN MARION, NATHAN JAWAI AND CASH CONSIDERATIONS IN A DEAL THAT ALSO SENT ANTOINE WRIGHT AND DEVEAN GEORGE TO TORONTO AND GREG BUCKNER TO DALLAS FROM MEMPHIS FOR JERRY STACKHOUSE AND CASH CONSIDERATIONS, A SECOND-ROUND PICK AND CASH CONSIDERATIONS FROM TORONTO TO MEMPHIS, AND HEDO TURKOGLU FROM ORLANDO TO TORONTO FOR CASH CONSIDERATIONS FROM DALLAS AND TORONTO • TRADED TO NEW JERSEY ALONG WITH SHAWNE WILLIAMS IN EXCHANGE FOR EDUARD NAJERA

YEAR	GP-GS	MIN	AVG	FGM-FGA	PCT	FTM-FTA	PCT	- REBOUNDS -			AVG	AST	PF-D	STL	TO	BLK	PTS	AVG	HI
								OFF	DEF	TOT									
09-10	25-0	315	12.6	53-115	.461	25-44	.568	38	57	95	3.8	7	43-0	7	13	11	131	5.2	15

Three-point FG: None Attempted.

HUSTON, GEOFF #20

6-2 GUARD • DISPERSAL CHOICE FROM NEW YORK • TEXAS TECH '79 • BORN 11/8/57 • TRADED TO CLEVELAND WITH 1983 THIRD-ROUND CHOICE FOR 1985 FIRST-ROUND CHOICE AND CHAD KINCH 2/7/81

YEAR	GP-GS	MIN	AVG	FGM-FGA	PCT	FTM-FTA	PCT	- REBOUNDS -			AVG	AST	PF-D	STL	TO	BLK	PTS	AVG	HI
								OFF	DEF	TOT									
80-81	56-56	1892	33.8	385-789	.488	128-185	.692	33	66	99	4.9	277	113-1	45	148	6	899	16.1	29

Three-point FG: 1-4 (.250)

IUZZOLINO, MIKE #55 (1991-92), #13 (1992-93)

5-11 GUARD • D-1991 2ND RND (35TH OVERALL) • ST. FRANCIS (PA.) '91 • BORN 1/22/68 • COMPLETED CONTRACT 4/93

YEAR	GP-GS	MIN	AVG	FGM-FGA	PCT	FTM-FTA	PCT	- REBOUNDS -			AVG	AST	PF-D	STL	TO	BLK	PTS	AVG	HI
								OFF	DEF	TOT									
91-92	52-21	1280	24.6	160-355	.451	107-128	.836	27	71	98	1.9	194	79-0	33	92	1	486	9.3	23
92-93	70-23	1769	25.3	221-478	.462	114-149	.765	31	109	140	2.0	328	101-0	49	129	6	610	8.7	23
TOT	122-44	3049	25.0	381-833	.457	221-277	.798	58	180	238	2.0	522	180-0	82	221	7	1096	9.0	23

Three-point FG: '91-92, 59-136 (.434); '92-93, 54-144 (.375). Total, 113-280 (.404)

JACKSON, JIM #24

6-6 GUARD • D-1992 1ST RND (4TH OVERALL) • OHIO STATE '93 • BORN 10/14/70 • TRADED TO NEW JERSEY WITH SAM CASSELL, CHRIS GATLING, GEORGE MCCLLOUD AND ERIC MONTROSS FOR SHAWN BRADLEY, ED O'BANNON, ROBERT PACK AND KHALID REEVES 2/17/97

YEAR	GP-GS	MIN	AVG	FGM-FGA	PCT	FTM-FTA	PCT	- REBOUNDS -			AVG	AST	PF-D	STL	TO	BLK	PTS	AVG	HI
								OFF	DEF	TOT									
92-93	28-28	938	33.5	184-466	.395	68-92	.739	42	80	122	4.4	131	80-0	40	115	11	457	16.3	32
93-94	82-82	3066	37.4	637-1432	.445	285-347	.821	169	219	388	4.7	374	161-0	87	334	25	1576	19.2	37
94-95	51-51	1982	38.9	484-1026	.472	306-380	.805	120	140	260	5.1	191	92-0	28	160	12	1309	25.7	50
95-96	82-82	2820	34.4	569-1308	.435	345-418	.825	173	237	410	5.0	235	165-0	47	191	22	1604	19.6	38
96-97	46-46	1676	36.4	260-588	.442	148-188	.787	81	146	227	4.9	156	113-0	57	107	15	714	15.5	28
TOT	289-289	10482	36.3	2134-4820	.443	1152-1425	.808	585	822	1407	4.9	1087	611-0	259	907	85	5660	19.6	50

Three-point FG: '92-93, 21-73 (.288); '93-94, 17-60 (.283); '94-95, 35-110 (.318); '95-96, 121-333 (.363); '96-97, 46-139 (.331). Total, 240-715 (.336)

JACKSON, MYRON #6

6-3 GUARD • D-1986 4TH RND (85TH OVERALL) • ARK. – LITTLE ROCK '86 • BORN 5/6/64 • WAIVED 12/22/86

YEAR	GP-GS	MIN	AVG	FGM-FGA	PCT	FTM-FTA	PCT	- REBOUNDS -			AVG	AST	PF-D	STL	TO	BLK	PTS	AVG	HI
								OFF	DEF	TOT									
86-87	8-0	22	2.8	2-9	.222	7-8	.875	1	2	3	0.8	6	1-0	1	5	0	11	1.4	3

Three-point FG: None Attempted.

JACKSON, PIERRE #55

5-11 GUARD • BAYLOR • BORN 8/29/91 • FREE AGENT SIGNEE 12/27/16 • WAIVED 1/6/17 • SIGNED TO A 10-DAY CONTRACT 1/15/17 • SIGNED TO A SECOND 10-DAY CONTRACT 1/25/17 • RELEASED FROM 10-DAY CONTRACT 1/28/17

YEAR	GP-GS	MIN	AVG	FGM-FGA	PCT	FTM-FTA	PCT	- REBOUNDS -			AVG	AST	PF-D	STL	TO	BLK	PTS	AVG	HI
								OFF	DEF	TOT									
16-17	9-1	84	9.4	13-39	.333	6-7	.857	1	8	9	1.0	19	5-0	2	3	0	35	3.9	10

Three-point FG: 3-11 (.273)

**JACKSON, RANDELL #43**

6-11 FORWARD • FLORIDA STATE '99 • BORN 1/16/76 • FREE AGENT SIGNEE 11/1/99 • WAIVED 12/19/99

YEAR	GP-GS	MIN	AVG	FGM-FGA	PCT	FTM-FTA	PCT	- REBOUNDS -			AVG	AST	PF-D	STL	TO	BLK	PTS	AVG	HI
								OFF	DEF	TOT									
99-00	1-0	1	1.0	0-0	---	0-0	---	0	0	0	0.0	0	0	0	0	0	0.0	0	

Three-point FG: None Attempted.

JAMES, BERNARD #5 (2012-14), #55 (2014-15)

6-10 CENTER • FLORIDA STATE • BORN 2/7/85 • DRAFT RIGHTS ACQUIRED FROM CLEVELAND, ALONG WITH DRAFT RIGHTS TO JARED CUNNINGHAM AND JAE CROWDER, IN EXCHANGE FOR KELENN AZUBUIKE AND THE DRAFT RIGHTS TO TYLER ZELLER 6/28/12 • WAIVED 7/19/13 • RE-SIGNED 7/26/13 • RE-SIGNED 9/3/14 • WAIVED 10/25/14 • SIGNED TO A 10-DAY CONTRACT 2/11/15 • SIGNED TO A SECOND 10-DAY CONTRACT 2/21/15 • SIGNED FOR THE REMAINDER OF THE SEASON 3/3/15 • COMPLETED CONTRACT 6/30/15

YEAR	GP-GS	MIN	AVG	FGM-FGA	PCT	FTM-FTA	PCT	- REBOUNDS -			AVG	AST	PF-D	STL	TO	BLK	PTS	AVG	HI
								OFF	DEF	TOT									
12-13	46-11	457	9.9	53-103	.515	25-41	.610	52	79	131	2.8	6	64-0	12	18	38	131	2.8	12
13-14	30-0	146	4.9	11-23	.478	6-11	.545	15	27	42	1.4	3	24-0	3	10	8	28	0.9	7
14-15	16-2	158	9.9	12-27	.444	20-23	.870	18	21	39	2.4	4	17-0	2	6	15	44	2.8	9
TOT	92-13	761	8.3	76-153	.497	51-75	.680	85	127	212	2.3	13	105-0	17	34	61	203	2.2	12

Three-point FG: '12-13, 0-2 (.000); '13-14, 0-1 (.000); '14-15, None Attempted. Total, 0-3 (.000)

NBA PLAYOFF STATISTICS

YEAR	GP-GS	MIN	AVG	FGM-FGA	PCT	FTM-FTA	PCT	OFF	DEF	TOT	AVG	AST	PF-D	STL	TO	BLK	PTS	AVG	HI
13-14	2-0	8	4.0	0-0	---	0-0	---	1	0	1	0.5	0	0-0	1	0	0	0	0.0	0
14-15	1-0	2	2.0	0-0	---	0-0	---	0	0	0	0.0	0	0-0	0	0	0	0	0.0	0

THREE-POINT FG: None Attempted.

JAMES, MIKE #13

6-2 GUARD • DUQUESNE • BORN 6/23/75 • SIGNED TO A 10-DAY CONTRACT BY DALLAS 1/8/13 • SIGNED TO A SECOND 10-DAY CONTRACT BY DALLAS 1/18/13 • SIGNED FOR THE REMAINDER OF THE SEASON BY DALLAS 1/28/13 • CONTRACT EXPIRED 6/30/13

YEAR	GP-GS	MIN	AVG	FGM-FGA	PCT	FTM-FTA	PCT	- REBOUNDS -			AVG	AST	PF-D	STL	TO	BLK	PTS	AVG	HI
								OFF	DEF	TOT									
12-13	45-23	862	19.2	101-271	.373	23-29	.793	9	63	72	19.2	139	95-1	26	55	3	273	6.1	19

Three-point FG: 48-125 (.384)

JAMISON, ANTAWN #33

6-9 FORWARD • NORTH CAROLINA '99 • BORN 6/12/76 • ACQUIRED FROM GOLDEN STATE WITH DANNY FORTSON, CHRIS MILLS AND JIRI WELSCH FOR EVAN ESCHMEYER, AVERY JOHNSON, POPEYE JONES, ANTOINE RIGAUDEAU AND NICK VAN EXEL 8/18/03 • TRADED TO WASHINGTON WITH CASH CONSIDERATIONS FOR CHRISTIAN LAETTNER, JERRY STACKHOUSE AND THE DRAFT RIGHTS TO DEVIN HARRIS 6/24/04

YEAR	GP-GS	MIN	AVG	FGM-FGA	PCT	FTM-FTA	PCT	- REBOUNDS -			AVG	AST	PF-D	STL	TO	BLK	PTS	AVG	HI
								OFF	DEF	TOT									
03-04	82-2	2376	29.0	488-913	.535	220-294	.748	233	287	520	6.3	70	174-2	83	81	30	1212	14.8	26

Three-point FG: 16-40 (.400)

NBA PLAYOFF STATISTICS

YEAR	GP-GS	MIN	AVG	FGM-FGA	PCT	FTM-FTA	PCT	OFF	DEF	TOT	AVG	AST	PF-D	STL	TO	BLK	PTS	AVG	HI
03-04	5-0	109	21.8	26-57	.456	11-15	.733	15	10	25	50	2	15-0	5	5	2	65	13.0	20

THREE-POINT FG: 2-8 (.250)

JEELANI, ABDUL (GARY COLE) #11

6-8 FORWARD • DISPERSAL CHOICE FROM PORTLAND • WISCONSIN (PARKSIDE '76) • BORN 2/10/54 • WAIVED 10/5/81

YEAR	GP-GS	MIN	AVG	FGM-FGA	PCT	FTM-FTA	PCT	- REBOUNDS -			AVG	AST	PF-D	STL	TO	BLK	PTS	AVG	HI
								OFF	DEF	TOT									
80-81	66-12	1108	16.8	187-440	.425	179-220	.814	83	147	230	3.5	65	123-2	44	87	31	553	8.4	31

Three-point FG: 0-1 (.000)



JEFFERSON, RICHARD #24

6-7 FORWARD • ARIZONA • BORN 6/21/80 • FREE AGENT SIGNEE 7/21/14 • COMPLETED CONTRACT 6/30/15

YEAR	GP-GS	MIN	AVG	FGM-FGA	PCT	FTM-FTA	PCT	- REBOUNDS -				AVG	AST	PF-D	STL	TO	BLK	PTS	AVG	HI
								OFF	DEF	TOT										
14-15	74-18	1244	16.8	144-324	.444	78-114	.684	25	158	183	2.5	61	115-0	32	52	11	432	5.8	24	

Three-point FG: 66-155 (.426)

NBA PLAYOFF STATISTICS

YEAR	GP-GS	MIN	AVG	FGM-FGA	PCT	FTM-FTA	PCT	- REBOUNDS -				AVG	AST	PF-D	STL	TO	BLK	PTS	AVG	HI
								OFF	DEF	TOT										
14-15	4-2	51	12.7	5-14	.357	2-2	1.000	0	2	2	0.5	1	9-0	2	3	0	15	3.8	7	

Three-point FG: 3-8 (.375)

JENKINS, JOHN #12

6-4 GUARD • VANDERBILT • BORN 3/6/91 • FREE AGENT SIGNEE 7/24/15 • WAIVED 2/22/16

YEAR	GP-GS	MIN	AVG	FGM-FGA	PCT	FTM-FTA	PCT	- REBOUNDS -				AVG	AST	PF-D	STL	TO	BLK	PTS	AVG	HI
								OFF	DEF	TOT										
15-16	21-1	193	9.2	29-70	.414	8-9	.889	4	18	22	1.1	9	11-0	3	11	0	69	3.3	17	

Three-point FG: 3-19 (.158)

JOHNSON, ANTHONY #8

6-3 GUARD • COLLEGE OF CHARLESTON '97 • BORN 10/2/74 • ACQUIRED FROM INDIANA FOR DARRELL ARMSTRONG, JOSH POWELL AND RAWLE MARSHALL 6/24/06 • TRADED TO ATLANTA FOR A 2007 SECOND-ROUND PICK 2/22/07

YEAR	GP-GS	MIN	AVG	FGM-FGA	PCT	FTM-FTA	PCT	- REBOUNDS -				AVG	AST	PF-D	STL	TO	BLK	PTS	AVG	HI
								OFF	DEF	TOT										
06-07	40-0	562	14.1	60-146	.416	21-29	.724	13	35	48	1.2	78	68-0	16	31	1	152	3.8	11	

Three-point FG: 11-29 (.379)

JOHNSON, AVERY #5 (2001-02), #6 (2002-03)

5-11 GUARD • SOUTHERN '88 • BORN 3/25/65 • ACQUIRED FROM DENVER WITH TARIQ ABDUL-WAHAD, RAEF LAFRENTZ AND NICK VAN EXEL FOR TIM HARDAWAY, DONNELL HARVEY, JUWAN HOWARD AND A 2002 FIRST-ROUND DRAFT CHOICE 2/21/02 • TRADED TO GOLDEN STATE WITH EVAN ESCHMEYER, POPEYE JONES, ANTOINE RIGAUDEAU AND NICK VAN EXEL FOR DANNY FORTSON, ANTAWN JAMISON, CHRIS MILLS AND JIRI WELSCH 8/18/03 • FREE AGENT SIGNEE 9/30/04 • ANNOUNCED RETIREMENT 10/28/04

YEAR	GP-GS	MIN	AVG	FGM-FGA	PCT	FTM-FTA	PCT	- REBOUNDS -				AVG	AST	PF-D	STL	TO	BLK	PTS	AVG	HI
								OFF	DEF	TOT										
01-02	17-0	152	8.9	21-49	.429	12-17	.706	0	5	5	0.3	28	17-0	5	9	1	54	3.2	15	
02-03	48-0	430	9.0	63-150	.420	30-39	.769	10	21	31	0.6	64	26-0	15	29	1	156	3.3	12	
TOT	65-0	582	9.0	84-199	.422	42-56	.750	10	26	37	0.6	92	43-0	20	38	2	210	3.2	15	

Three-point FG: '01-02, None Attempted; '02-03, 0-2 (.000). Total, 0-2 (.000)

JONES, ANTHONY #21

6-6 GUARD • NEVADA-LAS VEGAS '86 • BORN 9/13/62 • FREE AGENT SIGNEE 1/22/89 • COMPLETED CONTRACT 5/90 • RIGHTS RENOUNCED 6/27/90

YEAR	GP-GS	MIN	AVG	FGM-FGA	PCT	FTM-FTA	PCT	- REBOUNDS -				AVG	AST	PF-D	STL	TO	BLK	PTS	AVG	HI
								OFF	DEF	TOT										
88-89	25-0	131	5.2	24-64	.375	12-14	.857	10	10	20	0.8	13	13-0	9	4	2	64	2.6	8	
89-90	66-0	650	9.8	72-194	.371	47-69	.681	33	49	82	1.2	29	77-0	32	42	16	195	3.0	13	
TOT	91-0	781	8.6	96-258	.372	59-83	.711	43	59	102	1.1	42	90-0	41	46	18	259	2.8	13	

Three-point FG: '88-89, 4-15 (.267); '89-90, 4-13 (.308). Total, 8-28 (.286)

NBA PLAYOFF STATISTICS

YEAR	GP-GS	MIN	AVG	FGM-FGA	PCT	FTM-FTA	PCT	- REBOUNDS -				AVG	AST	PF-D	STL	TO	BLK	PTS	AVG	HI
								OFF	DEF	TOT										
89-90	1-0	3	3.0	0-0	—	0-0	—	0	0	0	0.0	0	0-0	0	0	0	0	0.0	0	

THREE-POINT FG: None Attempted.

JONES, DAHNTAY #30

6-6 GUARD/FORWARD • DUKE • BORN 12/27/80 • ACQUIRED FROM INDIANA ALONG WITH DARREN COLLISON IN EXCHANGE FOR IAN MAHINMI 7/12/12 • TRADED TO ATLANTA IN EXCHANGE FOR ANTHONY MORROW 2/21/13

YEAR	GP-GS	MIN	AVG	FGM-FGA	PCT	FTM-FTA	PCT	- REBOUNDS -				AVG	AST	PF-D	STL	TO	BLK	PTS	AVG	HI
								OFF	DEF	TOT										
12-13	50-15	635	12.7	50-140	.357	66-82	.805	13	57	70	1.4	28	73-0	10	22	5	174	3.5	12	

Three-point FG: 8-37 (.216)

**JONES, DAMON #11**

6-3 GUARD • HOUSTON '98 • BORN 8/25/76 • FREE AGENT SIGNEE 12/2/99 • COMPLETED CONTRACT 5/00

YEAR	GP-GS	MIN	AVG	FGM-FGA	PCT	FTM-FTA	PCT	- REBOUNDS -			AVG	AST	PF-D	STL	TO	BLK	PTS	AVG	HI
								OFF	DEF	TOT									
99-00	42-0	416	9.9	55-154	.357	25-39	.641	12	27	39	1.4	57	21-0	12	25	1	165	3.9	18

Three-point FG: 30-91 (.330)

JONES, DOMINIQUE #20

6-5 GUARD • SOUTH FLORIDA • BORN 10/15/88 • ACQUIRED FROM MEMPHIS IN EXCHANGE FOR CASH CONSIDERATIONS 6/24/10 • WAIVED 3/9/13

YEAR	GP-GS	MIN	AVG	FGM-FGA	PCT	FTM-FTA	PCT	- REBOUNDS -			AVG	AST	PF-D	STL	TO	BLK	PTS	AVG	HI
								OFF	DEF	TOT									
10-11	18-0	136	7.6	14-45	.311	14-17	.824	6	19	25	1.4	19	7-0	5	10	3	42	2.3	13
11-12	33-1	271	8.2	29-73	.397	29-37	.784	9	35	44	1.3	42	28-0	10	28	5	88	2.7	12
12-13	29-3	338	11.7	40-109	.367	35-53	.660	18	27	45	1.6	83	29-0	14	38	2	116	4.0	15
TOT	80-4	745	9.3	83-227	.366	78-107	.729	33	81	114	1.4	144	64-0	29	76	10	246	3.1	15

Three-point FG: '10-11, 0-4 (.000); '11-12, 1-8 (.125); '12-13, 1-9 (.111). Total, 2-21 (.095)

JONES, EDDIE #6

6-6 GUARD • TEMPLE '94 • BORN 10/21/71 • FREE AGENT SIGNEE 8/6/07 • TRADED TO INDIANA WITH TWO SECOND-ROUND PICKS FOR SHAWNE WILLIAMS 10/10/08

YEAR	GP-GS	MIN	AVG	FGM-FGA	PCT	FTM-FTA	PCT	- REBOUNDS -			AVG	AST	PF-D	STL	TO	BLK	PTS	AVG	HI
								OFF	DEF	TOT									
07-08	47-33	922	19.6	66-180	.367	10-14	.714	18	114	132	2.8	69	72-0	26	29	8	176	3.7	17

Three-point FG: 34-116 (.293)

NBA PLAYOFF STATISTICS

YEAR	GP-GS	MIN	AVG	FGM-FGA	PCT	FTM-FTA	PCT	OFF	DEF	TOT	AVG	AST	PF-D	STL	TO	BLK	PTS	AVG	HI
07-08	3-0	22	7.3	2-6	.333	1-1	1.000	0	3	3	1.0	1	3-0	1	1	0	6	2.0	2

THREE-POINT FG: 1-4 (.250)

JONES, POPEYE #54

6-8 FORWARD • MURRAY STATE '92 • BORN 6/17/70 • ACQUIRED FROM HOUSTON FOR THE RIGHTS TO ERIC RILEY 6/30/93 • FREE AGENT SIGNEE 10/20/02 • TRADED TO TORONTO WITH NEW YORK'S 1997 FIRST-ROUND PICK AND A CONDITIONAL RIGHT TO FLIP PICKS WITH MINNESOTA'S 1997 OR 1998 FIRST-ROUND PICK FOR JIMMY KING AND SECOND ROUND PICKS IN EITHER '97 AND '98 OR '98 AND '99 7/23/96 • TRADED TO GOLDEN STATE WITH EVAN ESCHMEYER, AVERY JOHNSON, ANTOINE RIGAUEAU AND NICK VAN EXEL FOR DANNY FORTSON, ANTAWN JAMISON, CHRIS MILLS AND JIRI WELSCH 8/18/03

YEAR	GP-GS	MIN	AVG	FGM-FGA	PCT	FTM-FTA	PCT	- REBOUNDS -			AVG	AST	PF-D	STL	TO	BLK	PTS	AVG	HI
								OFF	DEF	TOT									
93-94	81-47	1773	21.9	195-407	.479	78-107	.729	299	306	605	7.5	99	246-2	61	94	31	468	5.8	16
94-95	80-80	2385	29.8	372-839	.443	80-124	.645	329	515	844	10.6	163	267-5	35	124	27	825	10.3	25
95-96	68-68	2322	34.1	327-733	.446	102-133	.767	260	477	737	10.8	132	262-8	54	109	27	770	11.3	24
02-03	26-0	222	8.5	24-62	.387	5-11	.455	29	30	59	2.3	8	31-0	5	15	0	53	2.0	11
TOT	255-195	6702	26.3	918-2041	.450	265-375	.707	917	1328	2245	8.8	402	806-15	155	342	85	2116	8.3	25

Three-point FG: '93-94, 0-1 (.000); '94-95, 1-12 (.083); '95-96, 14-39 (.359); '02-03, None Attempted. Total, 15-52 (.288)

JONES, JALEN #21

6-7 FORWARD • TEXAS A&M • BORN 5/27/93 • AWARDED TWO-WAY CONTRACT VIA WAIVER CLAIM 1/10/18 • WAIVED 7/13/18

YEAR	GP-GS	MIN	AVG	FGM-FGA	PCT	FTM-FTA	PCT	- REBOUNDS -			AVG	AST	PF-D	STL	TO	BLK	PTS	AVG	HI
								OFF	DEF	TOT									
17-18	12-0	162	13.5	25-63	.397	10-17	.588	13	22	35	2.9	4	20-0	5	8	1	69	5.8	16

Three-point FG: 9-25 (.360)

KAMAN, CHRIS #35

7-0 CENTER • CENTRAL MICHIGAN • BORN 4/28/82 • FREE AGENT SIGNEE 7/13/12 • COMPLETED CONTRACT 6/30/13

YEAR	GP-GS	MIN	AVG	FGM-FGA	PCT	FTM-FTA	PCT	- REBOUNDS -			AVG	AST	PF-D	STL	TO	BLK	PTS	AVG	HI
								OFF	DEF	TOT									
12-13	66-52	1369	20.7	313-617	.507	67-85	.788	97	275	372	5.6	51	141-1	29	103	52	693	10.5	26

Three-point FG: 0-1 (.000)

**KEA, CLARENCE #53**

6-6 FORWARD • D-1980 8TH RND (169TH OVERALL) • LAMAR '80 • BORN 2/2/59 • WAIVED 10/8/80 • FREE AGENT SIGNEE 2/10/81 • WAIVED 10/26/81 • FREE AGENT SIGNEE 12/22/81 • WAIVED 10/9/82

YEAR	GP-GS	MIN	AVG	FGM-FGA	PCT	FTM-FTA	PCT	- REBOUNDS -				PF-D	STL	TO	BLK	PTS	AVG	HI	
								OFF	DEF	TOT	AVG								
80-81	16-0	199	12.4	37-81	.457	43-62	.694	28	39	67	4.2	5	44-2	6	16	1	117	7.3	22
81-82	35-0	248	7.1	26-49	.531	29-42	.690	26	35	61	1.7	14	55-0	4	16	3	81	2.3	10
TOT	51-0	447	8.8	63-130	.485	72-104	.692	54	74	128	2.5	19	99-2	10	32	4	198	3.9	22

Three-point FG: '80-81, 0-1 (.000); '81-82, None Attempted. Total, 0-1 (.000)

KEELING, HAROLD #43

6-2 GUARD • D-1985 3RD RND (63RD OVERALL) • SANTA CLARA '85 • BORN 9/18/63 • WAIVED 10/18/85 • FREE AGENT SIGNEE 1/3/86 • COMPLETED CONTRACT 6/19/86

YEAR	GP-GS	MIN	AVG	FGM-FGA	PCT	FTM-FTA	PCT	- REBOUNDS -				PF-D	STL	TO	BLK	PTS	AVG	HI	
								OFF	DEF	TOT	AVG								
85-86	20-0	75	3.8	17-39	.436	10-14	.714	3	3	6	0.5	10	9-0	7	7	0	44	2.2	7

Three-point FG: None Attempted.

NBA PLAYOFF STATISTICS

YEAR	GP-GS	MIN	AVG	FGM-FGA	PCT	FTM-FTA	PCT	OFF	DEF	TOT	AVG	AST	PF-D	STL	TO	BLK	PTS	AVG	HI
85-86	1-0	1	1.0	0-0	—	0-0	—	0	0	0	0.0	0	0-0	0	0	0	0	0.0	0

Three-point FG: None Attempted.

KIDD, JASON #5 (1994-97), #2 (2007-12)

6-4 GUARD • CALIFORNIA • BORN 3/23/73 • DRAFTED BY DALLAS IN THE FIRST ROUND (SECOND OVERALL) OF THE 1994 NBA DRAFT • TRADED WITH TONY DUMAS AND LOREN MEYER TO PHOENIX FOR SAM CASSELL, MICHAEL FINLEY, A.C. GREEN AND A SECOND ROUND DRAFT PICK 12/26/96 • ACQUIRED BY DALLAS WITH MALIK ALLEN AND ANTOINE WRIGHT IN EXCHANGE FOR DEVIN HARRIS, TRENTON HASSELL, KEITH VAN HORN, MAURICE AGER, DESAGANA DIOP AND TWO FIRST ROUND DRAFT PICKS 2/19/08 • RE-SIGNED BY DALLAS AS A FREE AGENT 7/11/09 • COMPLETED CONTRACT 6/30/12

YEAR	GP-GS	MIN	AVG	FGM-FGA	PCT	FTM-FTA	PCT	- REBOUNDS -				PF-D	STL	TO	BLK	PTS	AVG	HI	
								OFF	DEF	TOT	AVG								
94-95	79-79	2668	33.8	330-857	.385	192-275	.698	152	278	430	5.4	607	146-0	151	250	24	922	11.7	38
95-96	81-81	3034	37.5	493-1293	.381	229-331	.692	203	350	553	6.8	783	155-0	175	328	26	1348	16.6	37
96-97	22-22	791	36.0	75-203	.369	46-69	.667	30	60	90	4.1	200	42-0	45	66	8	217	9.9	25
07-08	29-29	1011	34.9	104-244	.426	44-54	.815	36	152	188	6.5	276	75-0	62	81	11	287	9.9	27
08-09	81-81	2886	35.6	257-618	.416	86-105	.819	85	415	500	6.2	702	168-1	160	185	39	731	9.0	24
09-10	80-80	2881	36.0	284-671	.423	80-99	.808	48	397	445	5.6	724	142-0	146	195	35	824	10.3	26
10-11	80-80	2653	33.2	215-596	.361	67-77	.870	35	316	351	4.4	655	119-0	134	179	29	630	7.9	21
11-12	48-48	1379	28.7	99-273	.363	22-28	.786	15	183	198	4.1	264	83-0	82	91	10	299	6.2	15
TOT	500-500	17,303	34.6	1857-4755	.391	766-1038	.738	604	2151	2755	5.5	4211	930-1	954	1375	182	5258	10.5	38

Three-point FG: '94-95, 70-257 (.272); '95-96, 133-396 (.336); '96-97, 21-65 (.323); '07-08, 35-76 (.461); '08-09, 131-323 (.406); '09-10, 176-414 (.425); '10-11, 133-391 (.340); '11-12, 79-223 (.354). Total, 778-2145 (.363)

NBA PLAYOFF STATISTICS

YEAR	GP-GS	MIN	AVG	FGM-FGA	PCT	FTM-FTA	PCT	OFF	DEF	TOT	AVG	AST	PF-D	STL	TO	BLK	PTS	AVG	HI
07-08	5-5	180	36.0	16-38	.421	5-8	.625	8	24	32	6.4	34	12-0	7	9	2	43	8.6	14
08-09	10-10	386	38.6	38-83	.458	17-20	.850	7	51	58	5.8	59	24-0	22	20	3	114	11.4	19
09-10	6-6	243	40.5	14-46	.304	11-12	.917	6	35	41	6.8	42	15-0	14	9	1	48	8.0	13
10-11	21-21	744	35.4	64-161	.398	24-30	.800	11	84	95	4.5	153	36-0	40	56	10	195	9.3	24
11-12	4-4	144	36.0	14-41	.341	9-10	.900	3	21	24	6.0	24	7-0	12	11	1	46	11.5	16
TOT	46-46	1698	36.9	146-369	.396	66-80	.825	35	215	250	5.4	312	94-0	95	105	17	446	9.7	24

THREE-POINT FG: '07-08, 6-13 (.462); '08-09, 21-47 (.458); '09-10, 9-28 (.321); '10-11, 43-115 (.374); '11-12, 9-26 (.346). TOTAL, 88-229 (.384)

NBA ALL-STAR STATISTICS

YEAR	SITE	GP-GS	MIN	FGM-FGA	PCT	FTM-FTA	1PCT	OFF	DEF	TOT	AST	PF-D	ST	TO	BLK	PTS	AVG
1996	SA	1-1	22	3-4	.750	0-0	---	2	4	6	10	1-0	2	2	0	7	7.0
2010	DAL	1-0	6	0-1	.000	0-0	---	0	2	2	1	0-0	1	1	0	0	0.0
TOT		2-1	28	3-5	.600	0-0	---	2	6	8	11	1-0	3	3	0	7	3.5

Three-point FG: '96, 1-2 (.500); '10, 0-1 (.000). Total, 1-3 (.333)

KINCH, CHAD #21

6-4 GUARD • UNC - CHARLOTTE '80 • BORN 5/22/58 • ACQUIRED FROM CLEVELAND WITH A 1985 FIRST-ROUND CHOICE FOR GEOFF HUSTON AND A 1983 THIRD-ROUND CHOICE 2/7/81 • WAIVED 10/5/81

YEAR	GP-GS	MIN	AVG	FGM-FGA	PCT	FTM-FTA	PCT	- REBOUNDS -				PF-D	STL	TO	BLK	PTS	AVG	HI	
								OFF	DEF	TOT	AVG								
80-81	12-0	106	8.8	14-45	.311	10-13	.769	0	9	9	0.8	10	9-0	2	8	1	38	3.2	7

Three-point FG: None Attempted.

**KING, STACEY #33**

6-11 FORWARD/CENTER • OKLAHOMA '89 • BORN 1/29/67 • SIGNED 10-DAY CONTRACT 4/10/97 • COMPLETED CONTRACT 4/19/97

YEAR	GP-GS	MIN	AVG	FGM-FGA	PCT	FTM-FTA	- REBOUNDS -			AVG	AST	PF-D	STL	TO	BLK	PTS	AVG	HI	
							PCT	OFF	DEF										TOT
96-97	6-0	70	11.7	6-15	.400	0-4	.000	10	8	18	3.0	0	11-0	2	5	0	12	2.0	6

Three-point FG: None Attempted.

LAETTNER, CHRISTIAN #32

6-11 FORWARD/CENTER • DUKE '92 • BORN 8/17/69 • ACQUIRED FROM DETROIT WITH TERRY MILLS FOR CEDRIC CEBALLOS, JOHN WALLACE, ERIC MURDOCK AND CASH 8/29/00 • TRADED WITH LOY VAUGHT, COURTNEY ALEXANDER, HUBERT DAVIS, ETAN THOMAS AND CASH TO WASHINGTON FOR JUWAN HOWARD, CALVIN BOOTH AND OBINNA EKEZIE 2/22/01

YEAR	GP-GS	MIN	AVG	FGM-FGA	PCT	FTM-FTA	- REBOUNDS -			AVG	AST	PF-D	STL	TO	BLK	PTS	AVG	HI	
							PCT	OFF	DEF										TOT
00-01	53-35	930	17.5	165-323	.511	67-82	.817	75	137	212	4.0	67	159-1	40	70	27	398	7.5	17

Three-point FG: 1-3 (.333)

LAFRENTZ, RAEF #45

6-11 CENTER • KANSAS '98 • BORN 5/29/76 • ACQUIRED FROM DENVER WITH TARIQ ABDUL-WAHAD, AVERY JOHNSON AND POPEYE JONES FOR TIM HARDAWAY, DONNELL HARVEY, JUWAN HOWARD AND A 2002 FIRST-ROUND DRAFT PICK 2/21/02 • TRADED TO BOSTON WITH CHRIS MILLS, JIRI WELSCH AND A 2004 FIRST-ROUND DRAFT CHOICE FOR TONY DELK AND ANTOINE WALKER 10/20/03

YEAR	GP-GS	MIN	AVG	FGM-FGA	PCT	FTM-FTA	- REBOUNDS -			AVG	AST	PF-D	STL	TO	BLK	PTS	AVG	HI	
							PCT	OFF	DEF										TOT
01-02	27-25	787	29.1	114-261	.437	35-46	.761	59	141	200	7.4	29	108-6	24	34	60	292	10.8	30
02-03	69-43	1611	23.3	266-514	.518	60-88	.682	125	205	330	4.8	54	264-8	35	46	91	639	9.3	26
TOT	96-48	2398	25.0	380-775	.490	95-134	.709	184	346	530	5.5	83	372-14	59	80	151	931	9.7	30

Three-point FG: '01-02, 29-95 (.305); '02-03, 47-116 (.405). Total, 76-211 (.360)

YEAR	GP-GS	MIN	AVG	FGM-FGA	PCT	FTM-FTA	- REBOUNDS -			AVG	AST	PF-D	STL	TO	BLK	PTS	AVG	HI	
							PCT	OFF	DEF										TOT
01-02	8-8	245	30.6	39-78	.500	6-11	.545	18	43	61	7.6	5	39-2	2	6	22	90	11.3	24
02-03	20-16	491	24.6	68-157	.433	16-19	.842	36	52	88	4.4	5	86-3	11	14	43	160	8.0	20
TOT	28-24	736	26.3	107-235	.455	22-30	.733	54	95	149	5.3	10	125-5	13	20	65	250	8.9	24

THREE-POINT FG: '01-02, 6-18 (.333); '02-03, 8-40 (.200). TOTAL, 14-58 (.241)

LAGARDE, TOM #25

6-10 FORWARD/CENTER • NORTH CAROLINA '77 • BORN 2/10/55 • DISPERSAL CHOICE FROM SEATTLE • WAIVED 8/31/82

YEAR	GP-GS	MIN	AVG	FGM-FGA	PCT	FTM-FTA	- REBOUNDS -			AVG	AST	PF-D	STL	TO	BLK	PTS	AVG	HI	
							PCT	OFF	DEF										TOT
80-81	82-82	2670	32.6	417-888	.470	288-444	.649	177	488	665	8.1	237	293-6	35	206	45	1122	13.7	26
81-82	47-28	909	19.3	113-269	.420	86-166	.518	63	147	210	4.5	49	138-3	17	82	17	312	6.6	18
TOT	129-110	3579	27.7	530-1157	.458	374-610	.613	240	635	875	6.8	286	431-9	52	288	62	1434	11.1	26

Three-point FG: '80-81, None Attempted; '81-82, 0-2 (.000). Total, 0-2 (.000)

LARKIN, SHANE #3

5-11 GUARD • MIAMI (FLA.) • BORN 10/2/92 • DRAFT RIGHTS ACQUIRED FROM ATLANTA IN EXCHANGE FOR JARED CUNNINGHAM, THE DRAFT RIGHTS TO MIKE MUSCALA AND THE DRAFT RIGHTS TO LUCAS NOGUEIRA, WHICH WERE ACQUIRED ALONG WITH TWO 2014 SECOND ROUND PICKS FROM BOSTON IN EXCHANGE FOR THE DRAFT RIGHTS TO KELLY OLYNYK 6/27/13 • TRADED TO NEW YORK WITH JOSE CALDERON, SAMUEL DALEMBERT, WAYNE ELLINGTON AND TWO SECOND ROUND PICKS IN EXCHANGE FOR TYSON CHANDLER AND RAYMOND FELTON 6/25/14

YEAR	GP-GS	MIN	AVG	FGM-FGA	PCT	FTM-FTA	- REBOUNDS -			AVG	AST	PF-D	STL	TO	BLK	PTS	AVG	HI	
							PCT	OFF	DEF										TOT
13-14	48-0	489	10.2	52-137	.380	12-38	.316	11	31	42	0.9	71	46-0	26	39	1	46	2.8	18

Three-point FG: 12-38 (.316).

YEAR	GP-GS	MIN	AVG	FGM-FGA	PCT	FTM-FTA	- REBOUNDS -			AVG	AST	PF-D	STL	TO	BLK	PTS	AVG	HI
							PCT	OFF	DEF									
13-14	2-0	10	4.8	0-3	.000	0-0	—	0	1	1	0.5	2	0-0	0	1	0	0.0	0

Three-point FG: 0-1 (.000).

**LEDO, RICKY #7 (2013-14), #1 (2014-15)**

6-7 GUARD • PROVIDENCE • BORN 9/10/92 • DRAFT RIGHTS ACQUIRED FROM PHILADELPHIA IN EXCHANGE FOR A FUTURE SECOND ROUND PICK 6/28/13 • WAIVED 2/18/15

YEAR	GP-GS	MIN	AVG	FGM-FGA	PCT	FTM-FTA	- REBOUNDS -			AVG	AST	PF-D	STL	TO	BLK	PTS	AVG	HI	
							PCT	OFF	DEF										TOT
13-14	11-0	33	3.0	6-17	.353	4-4	1.000	0	2	2	0.2	2	2-0	1	2	0	19	1.7	5
14-15	5-0	11	2.2	0-6	.000	1-2	.500	1	1	2	0.4	1	1-0	0	2	0	1	0.2	1
TOT	16-0	44	2.8	6-23	.261	5-6	.833	1	3	4	0.3	3	3-0	1	4	0	20	1.3	5

Three-point FG: '13-14, 3-8 (.375); '14-15, 0-3 (.000). Total, 3-11 (.273)

LEE, DAVID #42

6-9 FORWARD/CENTER • FLORIDA • BORN 4/29/83 • FREE AGENT SIGNEE 2/22/16 • COMPLETED CONTRACT 6/30/16

YEAR	GP-GS	MIN	AVG	FGM-FGA	PCT	FTM-FTA	- REBOUNDS -			AVG	AST	PF-D	STL	TO	BLK	PTS	AVG	HI	
							PCT	OFF	DEF										TOT
15-16	25-1	433	17.3	91-143	.636	31-42	.738	60	115	175	7.0	30	63-0	10	28	15	213	8.5	20

Three-point FG: None Attempted.

YEAR	GP-GS	MIN	AVG	FGM-FGA	PCT	FTM-FTA	NBA PLAYOFF STATISTICS			AVG	AST	PF-D	STL	TO	BLK	PTS	AVG	HI	
							PCT	OFF	DEF										TOT
15-16	2-0	33	16.3	6-8	.750	0-0	---	1	5	6	3.0	1	7-0	0	0	0	12	6.0	6

Three-point FG: None Attempted.

LEGLER, TIM #23

6-4 GUARD • LASALLE '88 • BORN 12/26/66 • FREE AGENT SIGNEE 3/2/93 • DID NOT EXERCISE CONTRACT OPTION 6/30/94 • RIGHTS RENOUNCED 9/17/94

YEAR	GP-GS	MIN	AVG	FGM-FGA	PCT	FTM-FTA	- REBOUNDS -			AVG	AST	PF-D	STL	TO	BLK	PTS	AVG	HI	
							PCT	OFF	DEF										TOT
80-81	82-82	2670	32.6	417-888	.470	288-444	.649	177	488	665	8.1	237	293-6	35	206	45	1122	13.7	26
81-82	47-28	909	19.3	113-269	.420	86-166	.518	63	147	210	4.5	49	138-3	17	82	17	312	6.6	18
TOT	129-110	3579	27.7	530-1157	.458	374-610	.613	240	635	875	6.8	286	431-9	52	288	62	1434	11.1	26

Three-point FG: '80-81, None Attempted; '81-82, 0-2 (.000). Total, 0-2 (.000)

LEVER, FAT #21

6-3 GUARD • ARIZONA STATE '82 • BORN 8/18/60 • ACQUIRED FROM DENVER FOR WASHINGTON'S 1990 FIRST-ROUND CHOICE AND DETROIT'S 1991 FIRST-ROUND PICK 6/21/90 • RIGHTS RENOUNCED 9/2/94

YEAR	GP-GS	MIN	AVG	FGM-FGA	PCT	FTM-FTA	- REBOUNDS -			AVG	AST	PF-D	STL	TO	BLK	PTS	AVG	HI	
							PCT	OFF	DEF										TOT
90-91	4-0	86	21.5	9-23	.391	11-14	.786	3	12	15	3.8	12	5-0	6	10	3	29	7.3	13
91-92	31-5	884	28.5	135-349	.387	60-80	.750	56	105	161	5.2	107	73-0	46	36	12	347	11.2	32
92-93							did not play - Injured												
93-94	81-54	1947	24.0	227-557	.408	75-98	.765	83	200	283	3.5	213	155-1	159	88	15	555	6.9	16
TOT	116-59	2917	25.1	371-929	.399	146-192	.760	142	317	459	4.0	332	233-1	211	134	30	931	8.0	32

Three-point FG: '90-91, 0-3 (.000); '91-92, 17-52 (.327); '93-94, 26-74 (.351). Total, 43-129 (.333)

LIGGINS, DEANDRE #14

6-6 GUARD • KENTUCKY • BORN 3/31/88 • AWARDED VIA WAIVER CLAIM 4/11/17 • TRADED TO HOUSTON FOR CASH CONSIDERATIONS 6/28/17

YEAR	GP-GS	MIN	AVG	FGM-FGA	PCT	FTM-FTA	- REBOUNDS -			AVG	AST	PF-D	STL	TO	BLK	PTS	AVG	HI	
							PCT	OFF	DEF										TOT
16-17	1-0	25	24.6	3-6	.500	2-3	.667	3	4	7	7.0	0	3-0	2	0	0	8	8.0	8

Three-point FG: 0-1 (.000)

LLOYD, SCOTT #44

6-10 CENTER/FORWARD • ARIZONA STATE '76 • BORN 12/19/52 • FREE AGENT SIGNEE 10/28/80 • WAIVED 12/21/82

YEAR	GP-GS	MIN	AVG	FGM-FGA	PCT	FTM-FTA	- REBOUNDS -			AVG	AST	PF-D	STL	TO	BLK	PTS	AVG	HI	
							PCT	OFF	DEF										TOT
80-81	72-70	2186	30.4	245-547	.448	147-205	.717	161	293	454	6.3	159	269-8	34	145	25	637	8.8	28
81-82	74-17	1047	14.1	108-285	.379	69-91	.758	60	103	163	2.2	67	175-6	15	59	7	287	3.9	15
82-83	15-0	206	13.7	19-50	.380	11-17	.647	19	27	46	3.1	2.1	24-0	6	6	6	49	3.3	12
TOT	161-87	3439	21.4	372-882	.422	277-313	.725	240	423	663	4.1	247	468-14	55	210	38	973	6.0	28

Three-point FG: '80-81, 0-2 (.000); '81-82, 2-4 (.500); '82-83, 0-1 (.000). Total, 2-7 (.286)

**LUE, TYRONN #10**

6-0 GUARD • NEBRASKA '99 • BORN 5/3/77 • FREE AGENT SIGNEE 3/4/08 • COMPLETED CONTRACT 5/08

YEAR	GP-GS	MIN	AVG	FGM-FGA	PCT	FTM-FTA	PCT	- REBOUNDS -			AVG	AST	PF-D	STL	TO	BLK	PTS	AVG	HI
								OFF	DEF	TOT									
07-08	17-0	172	10.1	27-57	.474	1-4	.250	0	13	13	0.8	15	28-0	0	5	1	64	3.8	13

Three-point FG: 9-17 (.529)

NBA PLAYOFF STATISTICS

YEAR	GP-GS	MIN	AVG	FGM-FGA	PCT	FTM-FTA	PCT	OFF	DEF	TOT	AVG	AST	PF-D	STL	TO	BLK	PTS	AVG	HI
07-08	2-0	2	1.0	0-1	.000	0-0	---	1	0	1	0.5	1	0-0	0	0	0	0	0.0	--

Three-point FG: None Attempted.

MACK, OLIVER #17

6-3 GUARD • EAST CAROLINA '79 • BORN 6/6/57 • FREE AGENT SIGNEE 11/17/80 • WAIVED 12/22/81

YEAR	GP-GS	MIN	AVG	FGM-FGA	PCT	FTM-FTA	PCT	- REBOUNDS -			AVG	AST	PF-D	STL	TO	BLK	PTS	AVG	HI
								OFF	DEF	TOT									
80-81	62-57	1666	26.9	278-600	.463	79-123	.642	92	137	229	3.7	162	114-0	55	70	7	635	10.2	28
81-82	13-3	150	11.5	19-59	.322	6-8	.750	8	10	18	1.4	14	6-0	5	4	1	44	3.4	12
TOT	75-60	1816	24.2	297-659	.451	85-131	.649	100	147	247	3.3	176	120-0	60	74	8	679	9.1	28

Three-point FG: '80-81, 0-9 (.000); '81-82, 0-2 (.000). Total, 0-11 (.000)

MAGLOIRE, JAMAAL #17

6-11 CENTER • KENTUCKY '01 • BORN 5/21/78 • FREE AGENT SIGNEE 2/26/08 • COMPLETED CONTRACT 5/08

YEAR	GP-GS	MIN	AVG	FGM-FGA	PCT	FTM-FTA	PCT	- REBOUNDS -			AVG	AST	PF-D	STL	TO	BLK	PTS	AVG	HI
								OFF	DEF	TOT									
07-08	7-0	27	3.9	3-9	.500	6-13	.462	1	7	8	1.1	0	8-0	1	7	0	12	1.7	7

Three-point FG: None Attempted.

MAHINMI, IAN #28

6-11 CENTER • FRANCE • BORN 11/5/86 • FREE AGENT SIGNEE 7/13/10 • TRADED TO INDIANA IN EXCHANGE FOR DARREN COLLISON AND DAHNTAY JONES 7/12/12

YEAR	GP-GS	MIN	AVG	FGM-FGA	PCT	FTM-FTA	PCT	- REBOUNDS -			AVG	AST	PF-D	STL	TO	BLK	PTS	AVG	HI
								OFF	DEF	TOT									
10-11	56-0	488	8.7	55-98	.561	63-82	.768	43	77	120	2.1	8	105-2	14	25	15	173	3.1	17
11-12	61-12	1139	18.7	130-238	.546	94-147	.639	108	181	289	4.7	12	176-2	38	50	31	354	5.8	19
TOT	117-12	1627	13.9	185-336	.551	157-229	.686	151	258	409	3.5	20	281-4	52	75	46	527	4.5	19

Three-point FG: '10-11, 0-2 (.000); '11-12, 0-1 (.000). Total, 0-3 (.000)

NBA PLAYOFF STATISTICS

YEAR	GP-GS	MIN	AVG	FGM-FGA	PCT	FTM-FTA	PCT	OFF	DEF	TOT	AVG	AST	PF-D	STL	TO	BLK	PTS	AVG	HI
10-11	6-0	33	5.5	3-5	.600	5-9	.556	3	3	6	1.0	0	16-0	1	0	0	11	1.8	4
11-12	4-0	70	17.5	9-14	.643	11-13	.846	9	9	18	4.5	0	13-0	3	1	3	29	7.3	10
TOT	10-0	103	10.3	12-19	.632	16-22	.727	12	12	24	2.4	0	29-0	4	1	3	40	4.0	10

Three-point FG: None Attempted.

MANNING, DANNY #17

6-10 FORWARD • KANSAS '88 • BORN 5/17/66 • FREE AGENT SIGNEE 8/2/01 • RIGHTS RENOUNCED 6/24/02

YEAR	GP-GS	MIN	AVG	FGM-FGA	PCT	FTM-FTA	PCT	- REBOUNDS -			AVG	AST	PF-D	STL	TO	BLK	PTS	AVG	HI
								OFF	DEF	TOT									
01-02	41-10	552	13.5	71-149	.477	22-33	.667	25	83	108	2.6	30	80-0	21	25	21	165	4.0	13

Three-point FG: 1-7 (.143)

**MARION, SHAWN #0**

6-7 FORWARD • UNLV • BORN 5/7/78 • ACQUIRED WITH KRIS HUMPHRIES, NATHAN JAWAI AND CASH CONSIDERATIONS FROM TORONTO FOR ANTOINE WRIGHT AND DEVEAN GEORGE IN A DEAL THAT ALSO SENT GREG BUCKNER TO DALLAS FROM MEMPHIS IN EXCHANGE FOR JERRY STACKHOUSE AND CASH CONSIDERATIONS, A SECOND ROUND PICK AND CASH CONSIDERATIONS FROM TORONTO TO MEMPHIS, AND HEDO TURKOGLU FROM ORLANDO TO TORONTO FOR CASH CONSIDERATIONS FROM DALLAS AND TORONTO 7/9/09 • COMPLETED CONTRACT 6/30/14

YEAR	GP-GS	MIN	AVG	FGM-FGA	PCT	FTM-FTA	PCT	- REBOUNDS -			AVG	AST	PF-D	STL	TO	BLK	PTS	AVG	HI
								OFF	DEF	TOT									
09-10	75-75	2385	31.8	395-778	.508	105-139	.755	158	319	477	6.4	29	141-1	23	43	9	388	12.5	29
10-11	80-27	2253	28.2	434-834	.520	126-164	.768	168	383	551	6.9	110	144-0	68	130	50	999	12.5	25
11-12	63-63	1919	30.5	288-646	.446	74-93	.796	145	320	465	7.4	132	87-0	67	98	36	670	10.6	29
12-13	67-67	2010	30.0	355-690	.514	79-101	.782	146	379	525	7.8	163	111-0	75	103	47	812	12.1	26
13-14	76-76	2409	31.7	341-708	.482	51-65	.785	132	365	497	6.5	124	125-0	90	95	37	791	10.4	32
TOT	361-308	10976	30.4	1813-3656	.496	435-562	.774	749	1766	2515	7.0	636	608-1	369	525	231	4170	11.6	32

Three-point FG: '09-10, 3-19 (.158); '10-11, 5-33 (.152); '11-12, 20-68 (.294); '12-13, 23-73 (.315); '13-14, 58-162 (.358). Total, 76-211 (.360)

YEAR	GP-GS	MIN	AVG	FGM-FGA	PCT	FTM-FTA	PCT	NBA PLAYOFF STATISTICS			AVG	AST	PF-D	STL	TO	BLK	PTS	AVG	HI
								OFF	DEF	TOT									
09-10	6-6	148	24.7	24-59	.407	4-5	.800	7	18	25	4.2	6	12-0	1	8	3	52	8.7	14
10-11	21-21	690	32.9	105-225	.467	40-47	.851	46	87	133	6.3	45	53-1	21	36	19	250	11.9	26
11-12	4-4	140	35.0	17-40	.425	9-10	.900	9	23	32	8.0	4	14-0	1	10	5	47	11.8	17
13-14	7-7	193	27.6	24-59	.407	7-11	.636	14	23	37	5.3	13	11-0	6	5	1	59	8.4	20
TOT	38-38	1171	30.8	170-383	.444	60-73	.822	76	151	227	6.0	68	90-1	29	59	28	408	10.7	26

THREE-POINT FG: '09-10, 0-4 (.000); '10-11, 0-5 (.000); '11-12, 4-14 (.286); '13-14, 4-18 (.222). TOTAL, 8-41 (.195)

MARSHALL, RAWLE #1

6-7 GUARD/FORWARD • OAKLAND '05 • BORN 2/20/82 • ROOKIE FREE AGENT SIGNEE 8/5/05 • TRADED TO INDIANA WITH DARRELL ARMSTRONG AND JOSH POWELL FOR ANTHONY JOHNSON 6/24/06

YEAR	GP-GS	MIN	AVG	FGM-FGA	PCT	FTM-FTA	PCT	- REBOUNDS -			AVG	AST	PF-D	STL	TO	BLK	PTS	AVG	HI
								OFF	DEF	TOT									
05-06	23-9	241	10.5	24-60	.400	22-29	.759	8	23	31	1.3	10	17-0	8	15	7	71	3.1	13

Three-point FG: '05-06, 1-3 (.333)

MARTIN, DARRICK #2

5-11 GUARD • UCLA '92 • BORN 3/6/71 • FREE AGENT SIGNEE 8/2/01 • WAIVED 11/20/01

YEAR	GP-GS	MIN	AVG	FGM-FGA	PCT	FTM-FTA	PCT	- REBOUNDS -			AVG	AST	PF-D	STL	TO	BLK	PTS	AVG	HI
								OFF	DEF	TOT									
01-02	3-0	22	7.3	0-10	.000	1-2	.500	0	1	1	0.3	3	4-0	2	1	0	1	0.3	1

THREE-POINT FG: 0-2 (.000)

MASHBURN, JAMAL #32

6-8 FORWARD • D-1993 1ST RND (4TH OVERALL) • KENTUCKY '94 • BORN 11/29/72 • TRADED TO MIAMI FOR SASHA DANILOVIC, MARTIN MÜRSEPP AND KURT THOMAS 2/14/97

YEAR	GP-GS	MIN	AVG	FGM-FGA	PCT	FTM-FTA	PCT	- REBOUNDS -			AVG	AST	PF-D	STL	TO	BLK	PTS	AVG	HI
								OFF	DEF	TOT									
93-94	79-73	2896	36.7	561-1382	.406	306-438	.699	107	246	353	4.5	266	205-0	89	245	14	1513	19.2	37
94-95	80-80	2980	37.3	683-1566	.436	447-605	.739	116	215	331	4.1	298	190-0	82	235	8	1926	24.1	50
95-96	18-18	669	37.2	145-383	.379	97-133	.729	37	60	97	5.4	50	39-0	14	55	3	422	23.4	37
96-97	37-21	975	26.4	140-376	.372	72-111	.649	28	87	115	3.1	93	69-0	35	57	5	394	10.6	27
TOT	214-192	7520	35.1	1529-3707	.412	922-1287	.716	288	608	896	4.2	707	503-0	220	592	30	4255	19.9	50

Three-point FG: '93-94, 85-299 (.284); '94-95, 113-344 (.328); '95-96, 35-102 (.343); '96-97, 42-131 (.321). Total, 275-876 (.314)

MAXWELL, VERNON #3

6-4 GUARD • FLORIDA '88 • BORN 9/12/65 • FREE AGENT SIGNEE 2/28/01 • COMPLETED CONTRACT 5/01

YEAR	GP-GS	MIN	AVG	FGM-FGA	PCT	FTM-FTA	PCT	- REBOUNDS -			AVG	AST	PF-D	STL	TO	BLK	PTS	AVG	HI
								OFF	DEF	TOT									
00-01	19-0	285	15.0	31-98	.316	6-10	.600	1	28	29	1.5	20	31-0	9	17	3	81	4.3	11

Three-point FG: 13-47 (.277)

YEAR	GP-GS	MIN	AVG	FGM-FGA	PCT	FTM-FTA	PCT	NBA PLAYOFF STATISTICS			AVG	AST	PF-D	STL	TO	BLK	PTS	AVG	HI
								OFF	DEF	TOT									
00-01	4-0	43	10.8	2-10	.200	0-0	.000	1	5	6	1.5	5	6-0	0	2	0	4	1.0	2

THREE-POINT FG: 0-5 (.000)

**MAYO, OJ #32**

6-4 GUARD • USC • BORN 11/5/87 • FREE AGENT SIGNEE 7/19/12 • DID NOT EXERCISE CONTRACT OPTION 6/30/13

YEAR	GP-GS	MIN	AVG	FGM-FGA	PCT	FTM-FTA	PCT	- REBOUNDS -			AVG	AST	PF-D	STL	TO	BLK	PTS	AVG	HI
								OFF	DEF	TOT									
12-13	82-82	2913	35.5	461-1026	.449	191-233	.820	36	255	291	3.5	361	195-1	93	210	23	1255	15.3	40

Three-point FG: 142-349 (.407)

MBENGA, DJ #28

7-0 CENTER • BORN 10/30/08 • ROOKIE FREE AGENT SIGNEE 7/14/04 • WAIVED 10/30/07

YEAR	GP-GS	MIN	AVG	FGM-FGA	PCT	FTM-FTA	PCT	- REBOUNDS -			AVG	AST	PF-D	STL	TO	BLK	PTS	AVG	HI
								OFF	DEF	TOT									
04-05	15-1	58	3.9	6-14	.429	3-4	.750	3	5	8	0.5	0	13-0	0	5	5	15	1.0	4
05-06	43-1	237	5.5	32-60	.533	10-20	.500	19	37	56	1.3	2	47-0	6	16	25	74	1.7	8
06-07	21-0	79	3.8	5-16	.313	7-8	.875	3	8	11	0.5	6	17	3	5	5	17	0.8	4
TOTAL	79-2	374	4.7	43-90	.478	20-32	.625	25	50	75	0.9	8	77	9	26	35	106	1.3	8

Three-point FG: '04-05, None Attempted; '05-06, 0-1 (.000); '06-07, None Attempted. TOTAL 0-1 (.000)

NBA PLAYOFF STATISTICS

YEAR	GP-GS	MIN	AVG	FGM-FGA	PCT	FTM-FTA	PCT	OFF	DEF	TOT	AVG	AST	PF-D	STL	TO	BLK	PTS	AVG	HI
05-06	7-0	25	3.6	1-3	.333	2-2	1.000	1	7	8	1.1	0	9-0	0	3	1	4	0.6	2

Three-point FG: None Attempted.

MCCANN, BOB #7

6-6 FORWARD • MOREHEAD STATE '87 • BORN 4/22/64 • FREE AGENT SIGNEE 2/12/90 • WAIVED 10/27/90

YEAR	GP-GS	MIN	AVG	FGM-FGA	PCT	FTM-FTA	PCT	- REBOUNDS -			AVG	AST	PF-D	STL	TO	BLK	PTS	AVG	HI
								OFF	DEF	TOT									
89-90	10-0	62	6.2	7-21	.333	12-14	.857	4	8	12	1.2	6	7-0	2	6	2	26	2.6	8

Three-point FG: None Attempted.

MCCLOUD, GEORGE #21

6-8 FORWARD • FLORIDA STATE '89 • BORN 5/27/67 • SIGNED 10-DAY CONTRACTS 1/30/95 AND 2/8/95 • SIGNED FOR REMAINDER OF SEASON 2/22/95 • FREE AGENT SIGNEE 10/5/95 • TRADED TO NEW JERSEY WITH SAM CASSELL, CHRIS GATLING, JIM JACKSON AND ERIC MONTROSS FOR SHAWN BRADLEY, ED O'BANNON, ROBERT PACK AND KHALID REEVES 2/17/97

YEAR	GP-GS	MIN	AVG	FGM-FGA	PCT	FTM-FTA	PCT	- REBOUNDS -			AVG	AST	PF-D	STL	TO	BLK	PTS	AVG	HI
								OFF	DEF	TOT									
94-95	42-3	802	19.1	144-328	.439	80-96	.833	82	65	147	3.5	53	71-0	23	40	9	402	9.6	25
95-96	79-63	2846	36.0	530-1281	.414	180-224	.804	116	263	379	4.8	212	212-1	113	166	38	1497	18.9	37
96-97	41-26	1207	29.4	204-482	.423	77-92	.837	29	114	143	3.5	92	106-1	52	52	8	563	13.7	28
TOT	162-92	4855	30.0	878-2091	.420	337-412	.818	227	442	669	4.1	357	389-2	188	258	55	2462	15.2	37

Three-point FG: '94-95, 34-89 (.382); '95-96, 257-678 (.379); '96-97, 78-205 (.380). Total, 369-972 (.380)

MCCRAY, RODNEY #1

6-8 FORWARD • LOUISVILLE '83 • BORN 8/29/61 • ACQUIRED FROM SACRAMENTO FOR THE KINGS' 1990 SECOND-ROUND CHOICE AND WASHINGTON'S 1991 SECOND-ROUND CHOICE FOR BILL WENNINGTON, INDIANA'S 1990 FIRST AND DALLAS' 1990 FIRST-ROUND CHOICE 6/26/90 • TRADED TO CHICAGO FOR GOLDEN STATE'S 1994 FIRST-ROUND DRAFT CHOICE AND TWO CONDITIONAL SECOND-ROUND CHOICES 9/18/92

YEAR	GP-GS	MIN	AVG	FGM-FGA	PCT	FTM-FTA	PCT	- REBOUNDS -			AVG	AST	PF-D	STL	TO	BLK	PTS	AVG	HI
								OFF	DEF	TOT									
90-91	74-68	2561	34.6	336-679	.495	159-198	.803	153	407	560	7.6	259	203-3	70	129	51	844	11.4	23
91-92	75-48	2106	28.1	271-622	.436	110-153	.719	149	319	468	6.2	219	180-2	48	115	30	677	9.0	24
TOT	149-116	4667	31.3	607-1301	.467	269-351	.766	302	726	1028	6.9	478	383-5	118	244	81	1521	10.2	24

Three-point FG: '90-91, 13-39 (.333); '91-92, 25-85 (.294). Total, 38-124 (.306)

MCDERMOTT, DOUG #20

6-8 FORWARD • CREIGHTON • BORN 1/3/92 • ACQUIRED FROM DENVER AS PART OF A THREE-TEAM TRADE THAT SENT DEVIN HARRIS FROM DALLAS TO DENVER, EMMANUEL MUDIAY FROM DENVER TO NEW YORK, A 2018 SECOND ROUND PICK FROM THE KNICKS TO THE NUGGETS, AND A 2018 SECOND ROUND PICK FROM THE NUGGETS TO THE MAVERICKS 2/8/18 • COMPLETED CONTRACT 6/30/18

YEAR	GP-GS	MIN	AVG	FGM-FGA	PCT	FTM-FTA	PCT	- REBOUNDS -			AVG	AST	PF-D	STL	TO	BLK	PTS	AVG	HI
								OFF	DEF	TOT									
17-18	26-3	596	22.9	86-180	.478	24-28	.857	7	59	66	2.5	29	49-0	9	22	4	235	9.0	20

Three-point FG: 39-79 (.494)

**MC GEE, JAVALE #11**

7-0 CENTER • NEVADA • BORN 1/19/88 • FREE AGENT SIGNEE 8/13/15 • WAIVED 7/8/16

YEAR	GP-GS	MIN	AVG	FGM-FGA	PCT	FTM-FTA	PCT	- REBOUNDS -				AVG	AST	PF-D	STL	TO	BLK	PTS	AVG	HI
								OFF	DEF	TOT										
15-16	34-2	370	10.9	77-134	.575	18-36	.500	53	80	133	3.9	3	49-0	5	21	26	172	5.1	13	

Three-point FG: 0-1 (.000).

NBA PLAYOFF STATISTICS

YEAR	GP-GS	MIN	AVG	FGM-FGA	PCT	FTM-FTA	PCT	OFF	DEF	TOT	AVG	AST	PF-D	STL	TO	BLK	PTS	AVG	HI
15-16	2-0	14	7.1	1-2	.500	2-6	.333	2	1	3	1.5	0	3-0	1	3	0	4	2.0	3

Three-point FG: None Attempted.

MCROBERTS, JOSH #13

6-10 FORWARD/CENTER • DUKE • BORN 2/28/87 • ACQUIRED WITH A FUTURE SECOND ROUND PICK AND CASH CONSIDERATIONS FROM MIAMI IN EXCHANGE FOR A.J. HAMMONS • WAIVED 2/10/18

YEAR	GP-GS	MIN	AVG	FGM-FGA	PCT	FTM-FTA	PCT	- REBOUNDS -				AVG	AST	PF-D	STL	TO	BLK	PTS	AVG	HI
								OFF	DEF	TOT										
17-18	2-0	6	2.9	0-1	.000	0-0	—	0	0	0	0.0	0	2-0	0	0	0	0	0.0	0	

Three-point FG: 0-1 (.000)

MENSAH-BONSU, POPS #21

6-9 FORWARD • GEORGE WASHINGTON '07 • BORN 9/7/83 • FREE AGENT SIGNEE 8/3/06 • WAIVED 8/31/07

YEAR	GP-GS	MIN	AVG	FGM-FGA	PCT	FTM-FTA	PCT	- REBOUNDS -				AVG	AST	PF-D	STL	TO	BLK	PTS	AVG	HI
								OFF	DEF	TOT										
06-07	12-0	71	5.9	11-17	.647	7-18	.389	9	12	21	1.8	0	8-0	1	9	0	29	2.4	6	

Three-point FG: None Attempted.

MEYER, LOREN #40

6-10 FORWARD/CENTER • D-1995 1ST ROUND (24TH OVERALL) • IOWA STATE '95 • BORN 12/30/72 • TRADED TO PHOENIX WITH TONY DUMAS AND JASON KIDD FOR SAM CASSELL, MICHAEL FINLEY, A.C. GREEN AND A 1998 SECOND-ROUND DRAFT CHOICE 12/26/96

YEAR	GP-GS	MIN	AVG	FGM-FGA	PCT	FTM-FTA	PCT	- REBOUNDS -				AVG	AST	PF-D	STL	TO	BLK	PTS	AVG	HI
								OFF	DEF	TOT										
95-96	72-21	1266	17.6	145-330	.439	70-102	.686	114	205	319	4.4	57	224-6	20	67	32	363	5.0	14	
96-97	19-16	259	13.6	34-78	.436	9-12	.750	14	35	49	2.6	7	52-1	6	27	3	78	4.1	11	
TOT	91-37	1525	16.8	179-408	.439	79-114	.693	128	240	368	4.0	64	276-7	26	94	35	441	4.8	14	

Three-point FG: '95-96, 3-11 (.273); '96-97, 1-2 (.500). Total, 4-13 (.308)

MILLER, OLIVER #2

6-9 CENTER • ARKANSAS '92 • BORN 4/6/70 • FREE AGENT SIGNEE 10/17/96 • WAIVED 2/7/97

YEAR	GP-GS	MIN	AVG	FGM-FGA	PCT	FTM-FTA	PCT	- REBOUNDS -				AVG	AST	PF-D	STL	TO	BLK	PTS	AVG	HI
								OFF	DEF	TOT										
96-97	42-0	836	19.9	76-154	.494	28-53	.528	82	151	233	5.5	58	133-1	34	70	50	180	4.3	13	

Three-point FG: 0-1 (.000)

MONTROSS, ERIC #00

7-0 CENTER • NORTH CAROLINA '94 • BORN 9/23/71 • ACQUIRED FROM BOSTON WITH THE 9TH OVERALL PICK IN THE 1996 NBA DRAFT FOR THE 6TH OVERALL PICK IN THE 1996 DRAFT AND DALLAS' 1997 FIRST-ROUND PICK 6/21/96 • TRADED TO NEW JERSEY WITH SAM CASSELL, CHRIS GATLING, JIM JACKSON AND GEORGE MCCLOUD FOR SHAWN BRADLEY, ED O'BANNON, ROBERT PACK AND KHALID REEVES 2/17/97

YEAR	GP-GS	MIN	AVG	FGM-FGA	PCT	FTM-FTA	PCT	- REBOUNDS -				AVG	AST	PF-D	STL	TO	BLK	PTS	AVG	HI
								OFF	DEF	TOT										
96-97	47-46	984	20.9	86-187	.460	10-34	.294	66	170	236	5.0	32	150-2	9	51	34	182	3.9	12	

Three-point FG: None Attempted.

MOORE, TRACY #20

6-4 GUARD • TULSA '88 • BORN 12/28/65 • FREE AGENT SIGNEE 1/16/92 • WAIVED 2/4/93

YEAR	GP-GS	MIN	AVG	FGM-FGA	PCT	FTM-FTA	PCT	- REBOUNDS -				AVG	AST	PF-D	STL	TO	BLK	PTS	AVG	HI
								OFF	DEF	TOT										
91-92	42-2	782	18.6	130-325	.400	65-78	.833	31	51	82	2.0	48	97-0	32	44	4	355	8.5	19	
92-93	39-1	510	13.1	103-249	.414	53-61	.869	23	29	52	1.3	47	54-0	21	32	4	282	7.2	20	
TOT	81-3	1292	16.0	233-574	.406	118-139	.849	54	80	134	1.7	95	151-0	53	76	8	637	7.9	20	

Three-point FG: '91-92, 30-84 (.357); '92-93, 23-67 (.343). Total, 53-151 (.351)

**MORNINGSTAR, DARREN #50**

6-11 CENTER • PITTSBURGH '92 • BORN 4/22/69 • FREE AGENT SIGNEE 10/7/93 • WAIVED 11/23/93

YEAR	GP-GS	MIN	AVG	FGM-FGA	PCT	FTM-FTA	PCT	- REBOUNDS -			AVG	AST	PF-D	STL	TO	BLK	PTS	AVG	HI
								OFF	DEF	TOT									
93-94	22-15	363	16.5	38-81	.469	18-30	.600	31	49	80	3.6	15	69-1	14	19	2	94	4.3	11

Three-point FG: None Attempted.

MORROW, ANTHONY #23

6-5 GUARD • GEORGIA TECH • BORN 9/27/85 • ACQUIRED FROM ATLANTA IN EXCHANGE FOR DAHNTAY JONES 2/21/13 • COMPLETED CONTRACT 6/30/13

YEAR	GP-GS	MIN	AVG	FGM-FGA	PCT	FTM-FTA	PCT	- REBOUNDS -			AVG	AST	PF-D	STL	TO	BLK	PTS	AVG	HI
								OFF	DEF	TOT									
12-13	17-0	82	4.8	17-34	.500	4-4	1.000	1	3	4	0.2	4	10-0	1	4	0	39	2.3	8

Three-point FG: 1-5 (.200)

MOTLEY, JOHNATHAN #6

6-10 FORWARD • BAYLOR • BORN 5/4/95 • SIGNED TO A TWO-WAY CONTRACT 7/3/17 • TRADED TO THE L.A. CLIPPERS WITH THE RIGHTS TO RENALDAS SEIBUTIS IN EXCHANGE FOR THE RIGHTS TO MAARTY LEUNEN AND CASH CONSIDERATIONS 7/23/18

YEAR	GP-GS	MIN	AVG	FGM-FGA	PCT	FTM-FTA	PCT	- REBOUNDS -			AVG	AST	PF-D	STL	TO	BLK	PTS	AVG	HI
								OFF	DEF	TOT									
17-18	11-4	176	16.0	40-75	.533	15-28	.536	14	35	49	4.5	7	18-0	3	9	2	96	8.7	26

Three-point FG: 1-6 (.167)

MURPHY, TROY #6

6-11 FORWARD/CENTER • NOTRE DAME • BORN 5/2/80 • FREE AGENT SIGNEE 11/2/12 • WAIVED 11/29/12

YEAR	GP-GS	MIN	AVG	FGM-FGA	PCT	FTM-FTA	PCT	- REBOUNDS -			AVG	AST	PF-D	STL	TO	BLK	PTS	AVG	HI
								OFF	DEF	TOT									
12-13	14-1	256	18.3	22-61	.361	10-11	.909	7	42	49	3.5	7	29-0	10	7	6	65	4.6	12

Three-point FG: 11-35 (.314)

MÜRSEPP, MARTIN #31 (2/15/97 TO 2/18/97), #13 (2/19/97 TO 6/23/98)

6-9 FORWARD • ESTONIA • BORN 9/26/74 • ACQUIRED FROM MIAMI WITH KURT THOMAS AND SASHA DANILOVIC FOR JAMAL MASHBURN 2/14/97 • TRADED TO PHOENIX WITH BUBBA WELLS, THE DRAFT RIGHTS TO PAT GARRITY AND A FIRST-ROUND CHOICE FOR STEVE NASH 6/24/98

YEAR	GP-GS	MIN	AVG	FGM-FGA	PCT	FTM-FTA	PCT	- REBOUNDS -			AVG	AST	PF-D	STL	TO	BLK	PTS	AVG	HI
								OFF	DEF	TOT									
96-97	32-0	221	6.9	49-117	.419	38-56	.679	33	29	62	1.9	17	55-1	12	15	10	139	4.3	18
97-98	41-7	603	14.7	83-191	.435	51-67	.761	46	68	114	2.8	30	96-1	29	29	14	233	5.7	24
TOT	73-7	824	11.3	132-308	.429	89-123	.724	79	97	176	2.4	47	151-2	41	44	24	372	5.1	24

Three-point FG: '96-97, 3-20 (.150); '97-98, 16-38 (.421). Total, 19-58 (.328)

**NAJERA, EDUARDO #14**

6-8 FORWARD • OKLAHOMA '00 • BORN 7/11/76 • DRAFT RIGHTS ACQUIRED FROM HOUSTON WITH A SECOND-ROUND PICK FOR THE DRAFT RIGHTS TO DAN LANGHI 6/28/00 • TRADED TO GOLDEN STATE WITH CHRISTIAN LAETTNER, TWO FUTURE FIRST-ROUND PICKS, CASH CONSIDERATIONS AND THE DRAFT RIGHTS TO LUIS FLORES AND MLADEN SEKULARAC FOR ERICK DAMPIER, DAN DICKAU, EVAN ESCHMEYER AND THE DRAFT RIGHTS TO STEVE LOGAN 8/24/04 • ACQUIRED BY DALLAS FROM NEW JERSEY IN EXCHANGE FOR KRIS HUMPHRIES AND SHAWNE WILLIAMS (1/11/10) • TRADED ALONG WITH ERICK DAMPIER AND MATT CARROLL TO CHARLOTTE IN EXCHANGE FOR TYSON CHANDLER AND ALEXIS AJINCA

YEAR	GP-GS	MIN	AVG	FGM-FGA	PCT	FTM-FTA	- REBOUNDS -					PF-D	STL	TO	BLK	PTS	AVG	HI	
							PCT	OFF	DEF	TOT	AVG								
00-01	40-4	431	10.8	58-111	.523	14-33	.424	41	54	95	2.4	27	48-0	13	17	8	131	3.3	10
01-02	62-11	1357	21.9	150-300	.500	100-145	.676	149	193	342	5.5	38	156-2	56	40	30	400	6.5	19
02-03	48-12	1103	23.0	129-231	.558	62-91	.681	90	133	223	4.6	47	129-1	40	23	22	320	6.7	16
03-04	58-7	720	12.4	72-162	.444	30-46	.652	67	89	156	2.7	25	90-1	35	29	19	176	3.0	11
09-10	33-3	481	14.6	42-93	.452	8-12	.667	22	55	77	2.3	14	61-0	17	13	12	108	3.3	11
TOT	241-37	4092	16.9	451-897	.503	214-330	.648	369	524	893	3.7	151	484-4	161	122	91	1135	4.7	19

Three-point FG: '00-01, 1-3 (.333); '01-02, 0-2 (.000); '02-03, 0-1 (.000); '03-04, 2-4 (.500); '09-10, 16-47 (.340). Total, 19-57 (.333)

NBA PLAYOFF STATISTICS

YEAR	GP-GS	MIN	AVG	FGM-FGA	PCT	FTM-FTA	- REBOUNDS -					PF-D	STL	TO	BLK	PTS	AVG	HI	
							PCT	OFF	DEF	TOT	AVG								
00-01	7-0	44	6.3	9-17	.529	0-0	.000	7	8	15	2.1	1	8-0	1	1	1	21	3.0	10
01-02	8-4	122	15.3	16-23	.696	5-8	.625	3	10	13	1.6	1	22-0	3	2	0	37	4.6	13
02-03	19-5	394	20.7	39-86	.453	38-48	.792	36	38	74	3.9	15	53-1	14	16	4	116	6.1	12
03-04	5-0	57	11.4	5-11	.455	2-2	1.000	10	7	17	3.4	3	12-0	3	2	2	12	2.4	6
09-10	5-0	36	7.2	2-8	.250	0-0	.000	5	4	9	1.8	0	8-0	2	1	0	4	0.8	2
TOT	44-9	653	14.8	71-145	.490	45-58	.776	61	67	128	2.9	20	103-1	23	22	7	190	4.3	13

THREE-POINT FG: '00-01, 3-4 (.750); '01-02, NONE ATTEMPTED; '02-03, NONE ATTEMPTED; '03-04, NONE ATTEMPTED; '09-10, 0-5 (.000) TOTAL, 3-9 (.333)

NASH, STEVE #13

6-3 GUARD • SANTA CLARA '96 • BORN 2/7/74 • ACQUIRED FROM PHOENIX FOR MARTIN MÜÜRSEPP, BUBBA WELLS, THE DRAFT RIGHTS TO PAT GARRITY AND A 1999 FIRST-ROUND DRAFT CHOICE 6/24/98 • COMPLETED CONTRACT 6/1/04

YEAR	GP-GS	MIN	AVG	FGM-FGA	PCT	FTM-FTA	- REBOUNDS -					PF-D	STL	TO	BLK	PTS	AVG	HI	
							PCT	OFF	DEF	TOT	AVG								
98-99	40-40	1269	31.7	114-314	.363	38-46	.826	32	82	114	219	5.5	98-2	37	83	2	315	7.9	22
99-00	56-27	1532	27.4	173-363	.477	75-85	.882	34	87	121	272	4.9	122-1	37	102	3	481	8.6	24
00-01	70-70	2387	34.1	386-792	.487	231-258	.895	46	177	223	509	7.3	158-0	72	205	5	1092	15.6	31
01-02	82-82	2837	34.6	525-1088	.483	260-293	.887	50	204	254	634	7.7	164-0	53	229	4	1466	17.9	39
02-03	82-82	2711	33.1	518-1114	.465	308-339	.909	63	171	234	598	7.3	134-0	85	192	6	1455	17.7	32
03-04	78-78	2612	33.5	397-845	.470	230-251	.916	59	173	232	687	8.8	139-0	67	209	8	1128	14.5	31
TOT	408-379	13,348	32.7	2113-4516	.468	1142-1272	.898	284	894	1178	2919	7.2	815-3	351	1020	28	5937	14.6	39

Three-point FG: '98-99, 49-131 (.374); '99-00, 60-149 (.403); '00-01, 89-219 (.406); '01-02, 156-343 (.455); '02-03, 111-269 (.413); '03-04, 104-257 (.405). Total, 569-1368 (.416)

NBA PLAYOFF STATISTICS

YEAR	GP-GS	MIN	AVG	FGM-FGA	PCT	FTM-FTA	- REBOUNDS -					PF-D	STL	TO	BLK	PTS	AVG	HI	
							PCT	OFF	DEF	TOT	AVG								
00-01	10-10	370	37.0	45-108	.417	30-34	.882	6	26	32	64	6.4	19-0	6	25	1	136	13.6	27
01-02	8-8	323	40.4	51-118	.432	34-35	.971	7	25	32	70	8.8	20-0	4	30	0	156	19.5	30
02-03	20-20	729	36.5	115-257	.447	55-63	.873	15	55	70	145	7.3	47-0	17	51	1	322	16.1	31
03-04	5-5	197	39.4	27-70	.386	8-9	.889	6	20	26	45	9.0	14-0	4	12	0	68	13.6	24
TOT	43-43	1619	37.7	238-553	.430	127-141	.901	34	126	160	324	7.5	100-0	31	118	2	682	15.9	31

THREE-POINT FG: '00-01, 16-39 (.410); '01-02, 20-45 (.444); '02-03, 37-76 (.487); '03-04, 6-16 (.375). TOTAL 79-176 (.449)

NBA ALL-STAR STATISTICS

YEAR	SITE	GP-GS	MIN	FGM-FGA	PCT	FTM-FTA	- REBOUNDS -					PF-D	ST	TO	BLK	PTS	AVG
							1PCT	OFF	DEF	TOT	AST						
2002	PHI	1-0	24	3-9	.333	0-0	.000	2	1	3	9	1-0	1	0	0	8	8.0
2003	ATL	1-0	16	1-3	.333	0-1	.000	2	3	5	3	1-0	1	4	0	2	2.0
TOT		2-0	40	4-12	.333	0-1	.000	4	4	8	12	2-0	2	4	0	10	5.0

Three-point FG: '02, 2-4 (.500); '03, 0-2 (.000). Total, 2-6 (.333)

N'DIAYE, MAMADOU #34

7-0 CENTER • AUBURN '00 • BORN 6/16/75 • SIGNED 10-DAY CONTRACT 1/6/04 • SIGNED SECOND 10-DAY CONTRACT 1/16/04 • COMPLETED CONTRACT 1/27/04

YEAR	GP-GS	MIN	AVG	FGM-FGA	PCT	FTM-FTA	- REBOUNDS -					PF-D	STL	TO	BLK	PTS	AVG	HI	
							PCT	OFF	DEF	TOT	AVG								
01-02	47-17	724	15.4	67-148	.453	42-58	.724	9	40	49	1.0	14	88-2	29	21	4	198	4.2	17

Three-point FG: 22-57 (.386)

NELSON, JAMEER #14

6-0 GUARD • ST. JOSEPH'S • BORN 2/9/82 • FREE AGENT SIGNEE 7/24/14 • TRADED ALONG WITH BRANDAN WRIGHT, JAE CROWDER, A 2015 FIRST ROUND PICK AND A 2016 SECOND ROUND PICK TO BOSTON IN EXCHANGE FOR RAJON RONDO AND DWIGHT POWELL 12/18/14

YEAR	GP-GS	MIN	AVG	FGM-FGA	PCT	FTM-FTA	- REBOUNDS -					PF-D	STL	TO	BLK	PTS	AVG	HI	
							PCT	OFF	DEF	TOT	AVG								
14-15	23-23	584	25.4	61-163	.374	7-8	.875	14	49	63	2.7	95	53-0	15	39	2	167	7.3	18

Three-point FG: 38-103 (.369)

**NEWMAN, JOHNNY #2**

6-7 FORWARD • RICHMOND '86 • BORN 11/28/63 • FREE AGENT SIGNEE 11/27/01 • COMPLETED CONTRACT 5/02

YEAR	GP-GS	MIN	AVG	FGM-FGA	PCT	FTM-FTA	PCT	- REBOUNDS -				AVG	AST	PF-D	STL	TO	BLK	PTS	AVG	HI
								OFF	DEF	TOT										
01-02	47-17	724	15.4	67-148	.453	42-5 8	.724	9	40	49	1.0	14	88-0	29	21	4	198	4.2	10	

Three-point FG: 22-57 (.386)

YEAR	GP-GS	MIN	AVG	FGM-FGA	PCT	FTM-FTA	PCT	NBA PLAYOFF STATISTICS				AVG	AST	PF-D	STL	TO	BLK	PTS	AVG	HI
								OFF	DEF	TOT										
01-02	3-2	22	7.3	1-7	.143	0-0	.000	0	0	0	0.0	2	5-0	0	0	0	3	1.0	3	

THREE-POINT FG: 1-6 (.167)

NIMPHIUMS, KURT #40

6-11 FORWARD/CENTER • ARIZONA STATE '80 • BORN 3/13/58 • FREE AGENT SIGNEE 9/26/81 • TRADED TO L.A. CLIPPERS FOR JAMES DONALDSON 11/25/85

YEAR	GP-GS	MIN	AVG	FGM-FGA	PCT	FTM-FTA	PCT	- REBOUNDS -				AVG	AST	PF-D	STL	TO	BLK	PTS	AVG	HI
								OFF	DEF	TOT										
81-82	63-27	1085	17.2	137-297	.461	63-108	.583	92	203	295	4.7	61	190-5	17	56	82	337	5.3	20	
82-83	81-12	1515	18.7	174-355	.490	77-140	.550	157	247	404	5.0	115	287-11	24	66	111	426	5.3	20	
83-84	82-46	2284	27.9	272-523	.520	101-162	.623	182	331	513	6.3	176	283-5	41	98	144	646	7.9	24	
84-85	82-40	2010	24.5	196-434	.452	108-140	.771	136	272	408	5.0	183	262-4	30	95	126	500	6.1	16	
85-86	13-4	280	21.5	37-72	.514	17-29	.586	23	37	60	4.6	14	38-1	3	13	12	91	7.0	20	
TOT	321-129	7174	22.3	816-1681	.485	366-579	.632	590	1090	1680	5.2	549	1060-26	115	328	475	2000	6.2	24	

Three-point FG: '81-82, None Attempted; '82-83, 1-1 (.000); '83-84, 1-4 (.250); '84-85, 0-6 (.000); '85-86, 0-1 (.000). Total, 2-12 (.167)

YEAR	GP-GS	MIN	AVG	FGM-FGA	PCT	FTM-FTA	PCT	NBA PLAYOFF STATISTICS				AVG	AST	PF-D	STL	TO	BLK	PTS	AVG	HI
								OFF	DEF	TOT										
83-84	10-0	178	17.8	14-33	.424	14-17	.824	20	33	53	5.3	13	24-0	0	9	14	42	4.2	9	
84-85	4-0	50	12.5	3-6	.500	0-0	—	3	3	6	1.5	3	10-0	1	2	1	6	1.5	4	
TOT	14-0	228	16.3	17-39	.436	14-17	.824	23	36	59	4.2	16	34-0	1	11	15	48	3.4	9	

Three-point FG: None Attempted.

NOEL, NERLENS #3

6-11 CENTER • KENTUCKY • BORN 4/10/94 • ACQUIRED BY DALLAS IN EXCHANGE FOR JUSTIN ANDERSON, ANDREW BOGUT AND A 2017 PROTECTED FIRST ROUND PICK 2/23/17 • SIGNED 8/28/17 • COMPLETED CONTRACT 6/30/18

YEAR	GP-GS	MIN	AVG	FGM-FGA	PCT	FTM-FTA	PCT	- REBOUNDS -				AVG	AST	PF-D	STL	TO	BLK	PTS	AVG	HI
								OFF	DEF	TOT										
16-17	22-12	483	21.9	77-134	.575	34-48	.708	47	103	150	6.8	20	55-0 22	22	24	188	8.5	15		
17-18	30-6	472	15.7	55-105	.524	21-28	.750	48	120	168	5.6	20	59-1 31	26	22	131	4.4	16		
TOT	52-18	955	18.4	132-239	.552	55-76	.724	95	223	318	6.1	40	114-1 53	48	46	319	6.1	16		

Three-point FG: '16-17, None Attempted; '17-18, 0-1 (.000); Total, 0-1 (.000)

NOVAK, STEVE #21

6-10 FORWARD • MARQUETTE '06 • BORN 6/13/83 • FREE AGENT SIGNEE 9/23/10 • WAIVED 1/5/11

YEAR	GP-GS	MIN	AVG	FGM-FGA	PCT	FTM-FTA	PCT	- REBOUNDS -				AVG	AST	PF-D	STL	TO	BLK	PTS	AVG	HI
								OFF	DEF	TOT										
10-11	7-0	18	2.6	4-8	.500	0-0	---	0	5	5	0.7	0	3-0	0	0	0	11	1.6	3	

Three-point FG: 3-4 (.750)

NUTT, DENNIS #21

6-2 GUARD • TCU '85 • BORN 3/25/63 • FREE AGENT SIGNEE 12/31/86 • WAIVED 10/30/87

YEAR	GP-GS	MIN	AVG	FGM-FGA	PCT	FTM-FTA	PCT	- REBOUNDS -				AVG	AST	PF-D	STL	TO	BLK	PTS	AVG	HI
								OFF	DEF	TOT										
86-87	25-0	91	3.6	16-40	.400	20-22	.909	1	7	8	0.6	16	6-0	7	10	0	57	2.3	11	

Three-point FG: 5-17 (.294)

YEAR	GP-GS	MIN	AVG	FGM-FGA	PCT	FTM-FTA	PCT	NBA PLAYOFF STATISTICS				AVG	AST	PF-D	STL	TO	BLK	PTS	AVG	HI
								OFF	DEF	TOT										
86-87	1-0	10	10.0	1-5	.200	0-0	—	1	1	2	1.0	1	0-0	0	1	0	2	2.0	2	

Three-point FG: 0-2 (.000)

**O'BANNON, ED #31**

6-8 FORWARD • UCLA '95 • BORN 9/14/72 • ACQUIRED FROM NEW JERSEY WITH ROBERT PACK, SHAWN BRADLEY AND KHALID REEVES FOR ERIC MONTROSS, GEORGE MCCLLOUD, JIM JACKSON, SAM CASSELL AND CHRIS GATLING 2/17/97 • TRADED TO ORLANDO WITH DEREK HARPER FOR DENNIS SCOTT AND \$500,000 9/24/97

YEAR	GP-GS	MIN	AVG	FGM-FGA	PCT	FTM-FTA	PCT	- REBOUNDS -			AVG	AST	PF-D	STL	TO	BLK	PTS	AVG	HI
								OFF	DEF	TOT									
96-97	19-0	175	9.2	17-72	.236	11-12	.917	9	27	36	1.9	11	19-0	5	6	2	46	2.4	7

Three-point FG: 5-17 (.294)

ODOM, LAMAR #7

6-10 FORWARD • RHODE ISLAND • BORN 11/6/79 • ACQUIRED ALONG WITH A SECOND-ROUND DRAFT PICK AND OTHER SECOND-ROUND CONSIDERATIONS IN 2013 FROM L.A. LAKERS IN EXCHANGE FOR A PROTECTED FIRST-ROUND DRAFT PICK 12/11/11 • TRADED TO L.A. CLIPPERS FOR THE DRAFT RIGHTS TO TADIJA DRAGICEVIC FROM UTAH AND CASH CONSIDERATIONS FROM HOUSTON IN A DEAL THAT ALSO SENT THE DRAFT RIGHTS TO SHAN FOSTER FROM DALLAS TO UTAH, MO WILLIAMS FROM L.A. CLIPPERS TO UTAH AND THE DRAFT RIGHTS TO FURKAN ALDEMIR (53RD OVERALL PICK IN THE 2012 NBA DRAFT) FROM L.A. CLIPPERS TO HOUSTON 6/29/12

YEAR	GP-GS	MIN	AVG	FGM-FGA	PCT	FTM-FTA	PCT	- REBOUNDS -			AVG	AST	PF-D	STL	TO	BLK	PTS	AVG	HI
								OFF	DEF	TOT									
11-12	50-4	1027	20.5	123-349	.352	58-98	.592	36	172	208	4.2	83	97-0	20	52	18	332	6.6	19

Three-point FG: 28-111 (.252)

OLIVE, KLEIN #3

6-4 GUARD • CONNECTICUT '95 • BORN 12/27/72 • FREE AGENT SIGNEE 10/7/97 • WAIVED 12/17/97

YEAR	GP-GS	MIN	AVG	FGM-FGA	PCT	FTM-FTA	PCT	- REBOUNDS -			AVG	AST	PF-D	STL	TO	BLK	PTS	AVG	HI
								OFF	DEF	TOT									
97-98	16-0	214	13.4	14-42	.333	18-25	.720	6	15	21	2.0	32	16-0	6	16	0	46	2.9	11

Three-point FG: None Attempted.

PACHULIA, ZAZA #27

6-11 CENTER • REPUBLIC OF GEORGIA • BORN 2/10/84 • ACQUIRED FROM MILWAUKEE IN EXCHANGE FOR A FUTURE SECOND ROUND PICK 7/9/15 • COMPLETED CONTRACT 6/30/16

YEAR	GP-GS	MIN	AVG	FGM-FGA	PCT	FTM-FTA	PCT	- REBOUNDS -			AVG	AST	PF-D	STL	TO	BLK	PTS	AVG	HI
								OFF	DEF	TOT									
15-16	76-69	2004	26.4	219-470	.466	212-276	.768	249	469	718	9.4	128	181-1	64	119	22	650	8.6	18

Three-point FG: 0-3 (.000)

YEAR	GP-GS	MIN	AVG	FGM-FGA	PCT	FTM-FTA	PCT	NBA PLAYOFF STATISTICS			AVG	AST	PF-D	STL	TO	BLK	PTS	AVG	HI
								OFF	DEF	TOT									
15-16	5-4	112	22.4	9-24	.375	15-17	.882	10	17	27	5.4	16	13-0	3	2	1	33	6.6	12

Three-point FG: None Attempted.

PACK, ROBERT #14

6-2 GUARD • SOUTHERN CALIFORNIA '91 • BORN 2/3/69 • ACQUIRED FROM NEW JERSEY WITH SHAWN BRADLEY, ED O'BANNON AND KHALID REEVES FOR SAM CASSELL, CHRIS GATLING, JIM JACKSON, GEORGE MCCLLOUD AND ERIC MONTROSS 2/17/97 • TRADED TO BOSTON WITH JOHN WILLIAMS AND CASH FOR DANA BARROS (PART OF 4-TEAM, 9-PLAYER TRADE) 8/16/00

YEAR	GP-GS	MIN	AVG	FGM-FGA	PCT	FTM-FTA	PCT	- REBOUNDS -			AVG	AST	PF-D	STL	TO	BLK	PTS	AVG	HI
								OFF	DEF	TOT									
96-97	20-11	597	29.9	79-219	.361	62-73	.849	13	47	60	6.4	127	56-0	35	67	3	229	11.5	23
97-98	12-10	292	24.3	33-98	.337	25-36	.694	8	26	34	3.5	42	17-0	20	38	1	94	7.8	23
98-99	25-0	468	18.7	75-174	.431	72-88	.818	9	27	36	3.2	81	41-0	20	49	1	222	8.9	31
99-00	29-22	665	22.9	96-230	.417	63-78	.808	7	35	42	5.8	168	44-0	31	76	3	259	8.9	27
TOT	86-43	2022	23.5	283-721	.393	222-275	.807	37	135	172	4.9	418	158-0	106	230	8	804	9.3	31

Three-point FG: '96-97, 9-38 (.237); '97-98, 3-6 (.500); '98-99, 0-4 (.000); '99-00, 4-11 (.500). Total, 16-59 (.271)

PALMER, WALTER #31

7-1 CENTER • DARTMOUTH '90 • BORN 10/23/68 • FREE AGENT SIGNEE 10/7/92 • WAIVED 1/5/93

YEAR	GP-GS	MIN	AVG	FGM-FGA	PCT	FTM-FTA	PCT	- REBOUNDS -			AVG	AST	PF-D	STL	TO	BLK	PTS	AVG	HI
								OFF	DEF	TOT									
92-93	20-0	124	6.2	27-57	.474	6-9	.667	12	32	44	2.2	5	29-0	1	10	5	60	3.0	18

Three-point FG: None Attempted.



PARKS, CHEROKEE #4

6-11 FORWARD/CENTER • D-1995 1ST RND (12TH OVERALL) • DUKE '95 • BORN 10/11/72 • TRADED TO MINNESOTA FOR THE REMOVAL OF 2-6 LOTTERY PROTECTION ON THE 1997 FIRST-ROUND DRAFT CHOICE THE MAVERICKS ACQUIRED FROM THE TIMBERWOLVES IN THE 11/2/94 SEAN ROOKS TRADE 6/29/96

YEAR	GP-GS	MIN	AVG	FGM-FGA	PCT	FTM-FTA	PCT	- REBOUNDS -			AVG	AST	PF-D	STL	TO	BLK	PTS	AVG	HI
								OFF	DEF	TOT									
95-96	64-3	869	13.6	101-247	.409	41-62	.661	66	150	216	3.4	29	100-0	25	31	32	250	3.9	25

Three-point FG: 7-26 (.269)

PARSONS, CHANDLER #25

6-10 FORWARD • FLORIDA • BORN 10/25/88 • FREE AGENT SIGNEE 7/15/14 • DID NOT EXERCISE CONTRACT OPTION 6/30/16

YEAR	GP-GS	MIN	AVG	FGM-FGA	PCT	FTM-FTA	PCT	- REBOUNDS -			AVG	AST	PF-D	STL	TO	BLK	PTS	AVG	HI
								OFF	DEF	TOT									
14-15	66-66	2186	33.1	383-829	.462	139-193	.720	64	259	323	4.9	161	140-2 69	96	19	1037	15.7	32	
15-16	61-51	1799	29.5	320-651	.492	93-136	.684	29	256	285	4.7	169	114-0 46	95	21	837	13.7	31	
TOT	127-117	3985	31.4	703-1480	.475	232-329	.705	93	515	608	4.8	330	254-2 115	191	40	1874	14.8	32	

Three-point FG: '14-15, 132-347 (.380); '15-16, 104-251 (.414). Total, 236-598 (.395)

NBA PLAYOFF STATISTICS

YEAR	GP-GS	MIN	AVG	FGM-FGA	PCT	FTM-FTA	PCT	OFF	DEF	TOT	AVG	AST	PF-D	STL	TO	BLK	PTS	AVG	HI
14-15	1-1	37	36.8	5-15	.333	0-0	---	0	6	6	6.0	2	1-0 0	1	0	10	10.0	10	

Three-point FG: 0-4 (.000).

PAVLOVIC, SASHA #7

6-7 GUARD/FORWARD • SERBIA • BORN 11/15/83 • SIGNED TO FIRST 10-DAY CONTRACT ON 1/10/11 • SIGNED TO SECOND 10-DAY CONTRACT ON 1/20/11 • COMPLETED CONTRACT ON 1/30/11

YEAR	GP-GS	MIN	AVG	FGM-FGA	PCT	FTM-FTA	PCT	- REBOUNDS -			AVG	AST	PF-D	STL	TO	BLK	PTS	AVG	HI
								OFF	DEF	TOT									
10-11	10-6	163	16.3	15-35	.429	4-5	.800	0	12	12	1.2	7	15-0	5	5	3	41	4.1	11

Three-point FG: 7-16 (.438)

PERKINS, SAM #44 (1987-90), #41 (1984-87)

6-9 1/2 FORWARD • D-1984 1ST RND (4TH OVERALL) • NORTH CAROLINA '84 • BORN 6/14/61 • FREE AGENT SIGNEE BY THE LAKERS 8/6/90

YEAR	GP-GS	MIN	AVG	FGM-FGA	PCT	FTM-FTA	PCT	- REBOUNDS -			AVG	AST	PF-D	STL	TO	BLK	PTS	AVG	HI
								OFF	DEF	TOT									
84-85	82-42	2317	28.3	347-736	.471	200-244	.820	189	416	605	7.4	135	236-1	63	102	63	903	11.0	29
85-86	80-79	2626	32.8	458-910	.503	307-377	.814	195	490	685	8.6	153	212-2	75	145	94	1234	15.4	32
86-87	80-80	2687	33.6	461-957	.482	245-296	.828	197	419	616	7.7	146	269-6	109	132	77	1186	14.8	29
87-88	75-75	2499	33.3	394-876	.450	273-332	.822	201	400	601	8.0	118	227-2	74	119	54	1066	14.2	26
88-89	78-77	2860	36.7	445-959	.464	274-329	.833	235	453	688	8.8	127	224-1	76	141	92	1171	15.0	30
89-90	76-70	2668	35.1	435-883	.493	330-424	.778	209	363	572	7.5	175	225-4	88	148	64	1206	15.9	45
TOT	471-423	15657	33.2	2540-5321	.477	1629-2002	.814	1226	2541	3767	8.0	854	1393-16	485	787	444	6766	14.4	45

THREE-POINT FG: '84-85, 9-36 (.250); '85-86, 11-33 (.333); '86-87, 19-54 (.352); '87-88, 5-30 (.167); '88-89, 7-38 (.184); '89-90, 6-28 (.214). TOTAL, 57-219 (.260)

NBA PLAYOFF STATISTICS

YEAR	GP-GS	MIN	AVG	FGM-FGA	PCT	FTM-FTA	PCT	OFF	DEF	TOT	AVG	AST	PF-D	STL	TO	BLK	PTS	AVG	HI
84-85	4-4	169	42.3	24-49	.490	26-34	.765	16	35	51	12.8	11	13-1	2	3	1	75	18.8	26
85-86	10-10	347	34.7	57-133	.429	33-43	.767	30	53	83	8.3	24	32-0	9	16	14	149	14.9	29
86-87	4-4	133	33.3	26-52	.500	16-23	.696	12	22	34	8.5	5	16-0	4	9	1	68	17.0	24
87-88	17-17	572	33.6	88-195	.451	53-66	.803	39	73	112	6.6	31	51-1	25	30	17	230	13.5	23
89-90	3-3	118	39.3	16-36	.444	13-17	.765	10	12	22	7.3	8	17-2	3	7	2	45	15.0	18
TOT	38-38	1339	35.2	211-465	.454	141-183	.770	107	195	302	7.9	79	129-4	43	65	35	567	14.9	29

THREE-POINT FG: '84-85, 1-4 (.250); '85-86, 2-8 (.250); '86-87, 0-4 (.000); '87-88, 1-7 (.143); '89-90, 0-1 (.000). TOTAL, 4-24 (.167)

PHEGLEY, ROGER #21

6-6 GUARD • BRADLEY '78 • BORN 10/16/56 • FREE AGENT SIGNEE 2/20/84 • COMPLETED CONTRACT 5/84

YEAR	GP-GS	MIN	AVG	FGM-FGA	PCT	FTM-FTA	PCT	- REBOUNDS -			AVG	AST	PF-D	STL	TO	BLK	PTS	AVG	HI
								OFF	DEF	TOT									
83-84	10-0	76	7.6	9-31	.290	2-2	1.000	2	7	9	.9	9	10-0	1	5	0	21	2.1	9

THREE-POINT FG: 1-4 (.250)

NBA PLAYOFF STATISTICS

YEAR	GP-GS	MIN	AVG	FGM-FGA	PCT	FTM-FTA	PCT	OFF	DEF	TOT	AVG	AST	PF-D	STL	TO	BLK	PTS	AVG	HI
83-84	1-0	5	5.0	0-4	.000	2-2	1.000	0	0	0	0.0	1	2	0	0	0	2	2.0	2

THREE-POINT FG: 0-1 (.000)

**PIETKIEWICZ, STAN #43**

6-5 GUARD • AUBURN '78 • BORN 7/14/56 • FREE AGENT SIGNEE 1/12/81 • WAIVED 7/24/81

YEAR	GP-GS	MIN	AVG	FGM-FGA	PCT	FTM-FTA	PCT	- REBOUNDS -			AVG	AST	PF-D	STL	TO	BLK	PTS	AVG	HI
								OFF	DEF	TOT									
80-81	36-0	431	12.0	55-133	.414	11-14	.786	13	28	41	2.1	75	26-0	15	17	2	140	3.9	10

THREE-POINT FG: 19-48 (.396)

POWELL, JOSH #33

6-9 FORWARD • NORTH CAROLINA STATE • BORN 12/5/83 • ROOKIE FREE AGENT SIGNEE 9/9/04 • WAIVED 10/24/04 • FREE AGENT SIGNEE 8/5/05 • TRADED TO INDIANA WITH DARRELL ARMSTRONG AND RAWLE MARSHALL FOR ANTHONY JOHNSON 6/24/06

YEAR	GP-GS	MIN	AVG	FGM-FGA	PCT	FTM-FTA	PCT	- REBOUNDS -			AVG	AST	PF-D	STL	TO	BLK	PTS	AVG	HI
								OFF	DEF	TOT									
05-06	37-2	429	11.6	37-81	.457	36-45	.800	28	53	81	2.2	9	52-0	7	22	4	110	3.0	12

Three-point FG: None Attempted.

YEAR	GP-GS	MIN	AVG	FGM-FGA	PCT	FTM-FTA	PCT	NBA PLAYOFF STATISTICS			AVG	AST	PF-D	STL	TO	BLK	PTS	AVG	HI
								OFF	DEF	TOT									
05-06	6-0	25	4.2	0-4	.000	0-0	.000	2	0	2	0.3	1	5-0	0	1	0	0	0.0	0

Three-point FG: None Attempted.

QUINNETT, BRIAN #23

6-8 FORWARD • WASHINGTON STATE '88 • BORN 5/30/66 • ACQUIRED FROM NEW YORK FOR JAMES DONALDSON 2/20/92 • COMPLETED CONTRACT 4/92

YEAR	GP-GS	MIN	AVG	FGM-FGA	PCT	FTM-FTA	PCT	- REBOUNDS -			AVG	AST	PF-D	STL	TO	BLK	PTS	AVG	HI
								OFF	DEF	TOT									
91-92	15-0	136	9.1	15-51	.294	8-12	.667	7	20	27	1.8	5	11-0	9	8	2	41	2.7	8

THREE-POINT FG: 3-15 (.200)

RANSEY, KELVIN #14

6-2 GUARD • OHIO STATE '80 • BORN 5/3/58 • ACQUIRED FROM PORTLAND FOR WAYNE COOPER AND A 1985 FIRST-ROUND CHOICE 6/28/82 • TRADED TO NEW JERSEY FOR THE NETS' 1985 FIRST-ROUND CHOICE, NEW YORK'S SECOND-ROUND CHOICE AND FOOT'S WALKER 8/12/83

YEAR	GP-GS	MIN	AVG	FGM-FGA	PCT	FTM-FTA	PCT	- REBOUNDS -			AVG	AST	PF-D	STL	TO	BLK	PTS	AVG	HI
								OFF	DEF	TOT									
82-83	76-4	1607	21.1	343-746	.460	152-199	.764	44	103	147	3.7	280	109-1	58	129	4	840	11.1	35

Three-point FG: 2-16 (.125)

REEVES, KHALID #6

6-3 GUARD • ARIZONA '94 • BORN 7/15/72 • ACQUIRED FROM NEW JERSEY WITH SHAWN BRADLEY, ED O'BANNON AND ROBERT PACK FOR SAM CASSELL, CHRIS GATLING, JIM JACKSON, GEORGE MCCLLOUD AND ERIC MONTROSS 2/17/97 • WAIVED 2/18/99

YEAR	GP-GS	MIN	AVG	FGM-FGA	PCT	FTM-FTA	PCT	- REBOUNDS -			AVG	AST	PF-D	STL	TO	BLK	PTS	AVG	HI
								OFF	DEF	TOT									
96-97	13-12	385	29.6	43-111	.387	9-12	.750	12	19	31	4.3	56	40-0	11	26	2	102	7.8	14
97-98	82-54	1950	23.8	248-593	.418	165-213	.775	54	131	185	2.8	230	195-3	80	130	10	717	8.7	28
TOT	95-66	2385	24.6	291-704	.413	174-225	.773	66	150	216	3.1	286	235-3	91	156	12	819	8.6	28

Three-point FG: '96-97, 7-35 (.200); '97-98, 56-152 (.368). Total, 63-187 (.337)

RESPERT, SHAWN #21

6-2 GUARD • MICHIGAN STATE '95 • BORN 2/6/72 • FREE AGENT SIGNEE 3/27/98 • COMPLETED CONTRACT 4/98

YEAR	GP-GS	MIN	AVG	FGM-FGA	PCT	FTM-FTA	PCT	- REBOUNDS -			AVG	AST	PF-D	STL	TO	BLK	PTS	AVG	HI
								OFF	DEF	TOT									
97-98	10-0	215	21.5	36-84	.429	4-7	.571	7	20	27	1.7	17	17-0	5	15	0	82	8.2	14

Three-point FG: 6-26 (.231)

RHODES, RODRICK #2

6-6 GUARD • SOUTHERN CALIFORNIA '97 • BORN 9/24/73 • FREE AGENT SIGNEE 4/10/00 • WAIVED 7/17/00

YEAR	GP-GS	MIN	AVG	FGM-FGA	PCT	FTM-FTA	PCT	- REBOUNDS -			AVG	AST	PF-D	STL	TO	BLK	PTS	AVG	HI
								OFF	DEF	TOT									
99-00	1-0	8	8.0	0-3	.000	0-0	.000	1	0	1	1.0	0	0-0	2	2	0	0	0.0	0

Three-point FG: None Attempted.

**RIGAUDEAU, ANTOINE #17**

6-7 GUARD • FRANCE • BORN 12/17/71 • FREE AGENT SIGNEE 1/17/03 • TRADED TO GOLDEN STATE WITH EVAN ESCHMEYER, AVERY JOHNSON, POPEYE JONES AND NICK VAN EXEL FOR DANNY FORTSON, ANTAWN JAMISON, CHRIS MILLS AND JIRI WELSCH 8/18/03

YEAR	GP-GS	MIN	AVG	FGM-FGA	PCT	FTM-FTA	PCT	- REBOUNDS -			AVG	AST	PF-D	STL	TO	BLK	PTS	AVG	HI
								OFF	DEF	TOT									
02-03	17-0	91	8.3	8-35	.229	0-0	.000	4	4	8	0.7	6	11-0	3	6	0	17	1.5	6

Three-point FG: 1-5 (.200)

RILEY, ERIC #50

7-0 CENTER • MICHIGAN '93 • BORN 6/2/70 • FREE AGENT SIGNEE 12/17/97 • COMPLETED CONTRACT 4/98

YEAR	GP-GS	MIN	AVG	FGM-FGA	PCT	FTM-FTA	PCT	- REBOUNDS -			AVG	AST	PF-D	STL	TO	BLK	PTS	AVG	HI
								OFF	DEF	TOT									
97-98	39-14	544	13.9	56-135	.415	27-36	.750	43	90	133	3.4	22	80-0	15	37	46	139	3.6	16

Three-point FG: 0-2 (.000)

ROBERTS, FRED #44

6-10 FORWARD • BRIGHAM YOUNG '82 • BORN 8/14/60 • FREE AGENT SIGNEE 10/3/96 • WAIVED 2/14/97

YEAR	GP-GS	MIN	AVG	FGM-FGA	PCT	FTM-FTA	PCT	- REBOUNDS -			AVG	AST	PF-D	STL	TO	BLK	PTS	AVG	HI
								OFF	DEF	TOT									
96-97	12-0	40	3.3	6-15	.400	10-14	.714	2	8	10	0.8	0	2-0	0	5	1	22	1.8	6

Three-point FG: None Attempted.

ROBINZINE, BILL #54

6-7 FORWARD • DEPAUL '75 • BORN 1/20/53 • ACQUIRED FROM CLEVELAND WITH ATLANTA'S 1983 FIRST AND CLEVELAND'S 1986 FIRST FOR JEROME WHITEHEAD AND RICHARD WASHINGTON 10/30/80 • TRADED TO UTAH FOR WAYNE COOPER AND ALLAN BRISTOW 8/20/81

YEAR	GP-GS	MIN	AVG	FGM-FGA	PCT	FTM-FTA	PCT	- REBOUNDS -			AVG	AST	PF-D	STL	TO	BLK	PTS	AVG	HI
								OFF	DEF	TOT									
80-81	70-1	1932	27.6	378-794	.476	213-273	.780	164	356	520	7.4	113	256-5	71	177	9	970	13.9	26

THREE-POINT FG: 1-6 (.167)

RODMAN, DENNIS #70

6-8 FORWARD • SOUTHEASTERN OKLAHOMA STATE '86 • BORN 5/13/61 • FREE AGENT SIGNEE 2/3/00 • WAIVED 3/8/00

YEAR	GP-GS	MIN	AVG	FGM-FGA	PCT	FTM-FTA	PCT	- REBOUNDS -			AVG	AST	PF-D	STL	TO	BLK	PTS	AVG	HI
								OFF	DEF	TOT									
99-00	12-12	389	32.4	12-31	.387	10-14	.714	48	123	171	14.3	14	41-2	2	20	1	34	2.8	6

THREE-POINT FG: 0-1 (.000)

RONDO, RAJON #9

6-1 GUARD • KENTUCKY • BORN 2/22/86 • ACQUIRED FROM BOSTON ALONG WITH DWIGHT POWELL IN EXCHANGE FOR BRANDAN WRIGHT, JAE CROWDER, JAMEER NELSON, A 2015 FIRST ROUND PICK AND A 2016 SECOND ROUND PICK 12/18/14 • COMPLETED CONTRACT 6/30/15

YEAR	GP-GS	MIN	AVG	FGM-FGA	PCT	FTM-FTA	PCT	- REBOUNDS -			AVG	AST	PF-D	STL	TO	BLK	PTS	AVG	HI
								OFF	DEF	TOT									
14-15	46-46	1319	28.7	194-445	.436	19-42	.452	48	160	208	4.5	301	111-1	54	135	4	426	9.3	29

Three-point FG: 19-54 (.352)

ROOKS, SEAN #45

6-10 CENTER • D-1992 2ND RND (30TH OVERALL) • ARIZONA '92 • BORN 9/9/69 • TRADED TO MINNESOTA FOR A FIRST-ROUND DRAFT PICK 11/1/94 • ACQUIRED FROM L.A. LAKERS WITH A 2000 SECOND-ROUND PICK FOR A.C. GREEN 9/1/99 • TRADED TO L.A. CLIPPERS FOR ERICK MURDOCK 6/28/00

YEAR	GP-GS	MIN	AVG	FGM-FGA	PCT	FTM-FTA	PCT	- REBOUNDS -			AVG	AST	PF-D	STL	TO	BLK	PTS	AVG	HI
								OFF	DEF	TOT									
92-93	72-68	2087	29.0	368-747	.493	234-389	.602	196	340	536	7.4	95	204-2	38	160	81	970	13.5	26
93-94	47-28	1255	26.7	193-393	.491	150-210	.714	84	175	259	5.5	49	109-0	21	80	44	536	11.4	26
99-00	71-13	1001	14.1	122-283	.431	65-89	.730	82	166	248	3.5	368	169-0	29	70	52	309	4.4	13
TOT	190-109	4343	22.9	683-1423	.480	449-688	.653	362	681	1043	5.5	212	482-2	88	310	177	1815	9.6	26

THREE-POINT FG: '92-93, 0-2 (.000); '93-94, 0-1 (.000); '99-00, NONE ATTEMPTED. TOTAL, 0-3 (.000)

**ROSS, QUINTON #6**

6-6 GUARD • SOUTHERN METHODIST '03 • BORN 4/30/81 • FREE AGENT SIGNEE 7/8/09 • TRADED TO WASHINGTON ALONG WITH JOSH HOWARD, DREW GOODEN AND JAMES SINGLETON FOR CARON BUTLER, BRENDAN HAYWOOD, DESHAWN STEVENSON AND CASH CONSIDERATIONS (2/13/10)

YEAR	GP-GS	MIN	AVG	FGM-FGA	PCT	FTM-FTA	PCT	- REBOUNDS -			AVG	AST	PF-D	STL	TO	BLK	PTS	AVG	HI
								OFF	DEF	TOT									
09-10	27-7	301	11.1	23-56	.411	5-8	.625	11	16	27	1.0	7	34-0	7	3	4	54	2.0	6

THREE-POINT FG: 3-13 (.231)

SASSER, JASON #33

6-7 FORWARD • TEXAS TECH '96 • BORN 1/13/74 • SIGNED 10-DAY CONTRACT 2/27/97 • RELEASED 3/8/97

YEAR	GP-GS	MIN	AVG	FGM-FGA	PCT	FTM-FTA	PCT	- REBOUNDS -			AVG	AST	PF-D	STL	TO	BLK	PTS	AVG	HI
								OFF	DEF	TOT									
96-97	2-0	7	3.5	1-4	.250	0-0	---	1	0	1	0.5	1	0-0	1	0	0	2	1.0	2

THREE-POINT FG: 0-1 (.000)

SCHREMPF, DETLEF #32

6-10 FORWARD/GUARD • D-1985 1ST RND (8TH OVERALL) • WASHINGTON '85 • BORN 1/21/63 • TRADED TO INDIANA WITH 1990 SECOND-ROUND CHOICE FOR HERB WILLIAMS 2/21/89

YEAR	GP-GS	MIN	AVG	FGM-FGA	PCT	FTM-FTA	PCT	- REBOUNDS -			AVG	AST	PF-D	STL	TO	BLK	PTS	AVG	HI
								OFF	DEF	TOT									
85-86	64-12	969	15.1	142-315	.451	110-152	.724	70	128	198	3.1	88	166-1	23	84	10	397	6.2	23
86-87	81-5	1711	21.1	265-561	.472	193-260	.742	87	216	303	3.7	161	224-2	50	110	16	756	9.3	19
87-88	82-4	1587	19.4	246-539	.456	201-266	.756	102	177	279	3.4	159	189-0	42	108	32	698	8.5	22
88-89	37-1	845	22.8	112-263	.426	127-161	.789	56	110	166	4.5	86	118-3	24	56	9	353	9.5	24
TOT	264-22	5112	19.4	765-1678	.456	631-839	.752	315	631	946	3.6	494	697-6	139	358	67	2204	8.3	24

THREE-POINT FG: '85-86, 3-7 (.429); '86-87, 33-69 (.478); '87-88, 5-32 (.156); '88-89, 2-16 (.125). TOTAL, 43-124 (.347)

YEAR	GP-GS	MIN	AVG	FGM-FGA	PCT	FTM-FTA	PCT	- REBOUNDS -			AVG	AST	PF-D	STL	TO	BLK	PTS	AVG	HI
								OFF	DEF	TOT									
85-86	10-0	120	12.0	13-28	.464	11-17	.647	7	16	23	2.3	14	24-0	2	10	1	37	3.7	9
86-87	4-0	97	24.3	13-35	.371	5-11	.455	4	8	12	3.0	6	13-0	3	6	2	31	7.8	10
87-88	15-0	274	18.3	40-86	.465	36-51	.706	25	30	55	3.7	24	29-0	8	21	7	117	7.8	14
TOT	29-0	491	16.9	66-149	.443	52-79	.658	36	54	90	3.1	44	66-0	13	37	10	185	6.4	14

THREE-POINT FG: '85-86, 0-1 (.000); '86-87, 0-3 (.000); '87-88, 1-3 (.333). TOTAL, 1-7 (.143)

SCOTT, DENNIS #3

6-8 FORWARD • GEORGIA TECH '91 • BORN 9/5/78 • ACQUIRED FROM ORLANDO WITH \$500,000 FOR DEREK HARPER AND ED O'BANNON 9/24/97 • TRADED TO PHOENIX FOR CEDRIC CEBALLOS 2/18/98

YEAR	GP-GS	MIN	AVG	FGM-FGA	PCT	FTM-FTA	PCT	- REBOUNDS -			AVG	AST	PF-D	STL	TO	BLK	PTS	AVG	HI
								OFF	DEF	TOT									
97-98	52-42	1797	34.6	258-666	.387	97-118	.822	39	158	197	3.8	129	121-1	43	92	32	707	13.6	33

THREE-POINT FG: 94-273 (.344)

SHASKY, JOHN #55

6-11 CENTER • MINNESOTA '86 • BORN 7/21/64 • FREE AGENT SIGNEE 10/1/90 • COMPLETED CONTRACT 4/91

YEAR	GP-GS	MIN	AVG	FGM-FGA	PCT	FTM-FTA	PCT	- REBOUNDS -			AVG	AST	PF-D	STL	TO	BLK	PTS	AVG	HI
								OFF	DEF	TOT									
90-91	57-0	510	8.9	51-116	.440	48-79	.608	58	76	134	2.4	11	75-0	14	27	20	150	2.6	13

Three-point FG: None Attempted.

SINGLETON, JAMES #33

6-8 FORWARD • MURRAY STATE '03 • BORN 7/20/81 • SIGNED BY DALLAS AS A FREE AGENT (9/14/09) • TRADED TO WASHINGTON ALONG WITH JOSH HOWARD, DREW GOODEN AND QUINTON ROSS FOR CARON BUTLER, BRENDAN HAYWOOD, DESHAWN STEVENSON AND CASH CONSIDERATIONS (2/13/10)

YEAR	GP-GS	MIN	AVG	FGM-FGA	PCT	FTM-FTA	PCT	- REBOUNDS -			AVG	AST	PF-D	STL	TO	BLK	PTS	AVG	HI
								OFF	DEF	TOT									
08-09	62-6	884	14.3	117-221	.529	67-78	.859	89	161	250	4.0	17	110-1	26	36	28	314	5.1	19
09-10	25-0	211	8.4	24-64	.375	6-6	1.000	17	38	55	2.2	9	31-0	11	12	7	59	2.4	11
TOT	87-6	1095	12.6	141-285	.495	73-84	.869	106	199	305	3.5	26	141-1	37	48	35	373	4.3	19

THREE-POINT FG: 08-09, 13-40 (.325); 09-10, 5-22 (.227). TOTAL, 18-62 (.290)

YEAR	GP-GS	MIN	AVG	FGM-FGA	PCT	FTM-FTA	PCT	- REBOUNDS -			AVG	AST	PF-D	STL	TO	BLK	PTS	AVG	HI
								OFF	DEF	TOT									
08-09	9-0	42	4.7	5-10	.500	0-2	.000	2	4	6	0.7	0	8-0	0	2	1	12	1.3	6

THREE-POINT FG: 08-09, 2-5 (.400)

**SITTON, CHARLIE #52**

6-8 FORWARD • D-1984 2ND RND (38TH OVERALL) • OREGON STATE '84 • BORN 7/3/62 • COMPLETED CONTRACT 5/86

YEAR	GP-GS	MIN	AVG	FGM-FGA	PCT	FTM-FTA	PCT	- REBOUNDS -			AVG	AST	PF-D	STL	TO	BLK	PTS	AVG	HI
								OFF	DEF	TOT									
84-85	43-0	304	7.1	39-94	.415	13-25	.520	24	36	60	1.4	26	50-0	7	19	6	91	2.1	8
85-86	DNP — INJURED																		
THREE-POINT FG: 0-2 (.000)																			

SLATER, REGGIE #50

6-7 FORWARD • WYOMING '92 • BORN 8/27/70 • SIGNED 10-DAY CONTRACT 1/10/96 • SIGNED 10-DAY CONTRACT 1/19/96 • RELEASED 1/27/96

YEAR	GP-GS	MIN	AVG	FGM-FGA	PCT	FTM-FTA	PCT	- REBOUNDS -			AVG	AST	PF-D	STL	TO	BLK	PTS	AVG	HI
								OFF	DEF	TOT									
95-96	3-0	26	8.7	5-11	.455	1-2	.500	1	4	5	1.7	0	6-0	0	3	0	11	3.7	11
THREE-POINT FG: None Attempted.																			

SLUBY, TOM #7

6-4 GUARD • D-1984 2ND RND (41ST OVERALL) • NOTRE DAME '84 • BORN 2/28/62 • WAIVED 5/8/85

YEAR	GP-GS	MIN	AVG	FGM-FGA	PCT	FTM-FTA	PCT	- REBOUNDS -			AVG	AST	PF-D	STL	TO	BLK	PTS	AVG	HI
								OFF	DEF	TOT									
84-85	31-0	151	4.9	30-58	.517	13-21	.619	5	7	12	0.4	16	18-0	3	11	0	73	2.4	8
THREE-POINT FG: 0-2 (.000)																			

SMITH, DOUG #34

6-10 FORWARD • D-1991 1ST RND (6TH OVERALL) • MISSOURI '91 • BORN 9/17/69 • COMPLETED CONTRACT 4/95 • SELECTED BY TORONTO IN NBA EXPANSION DRAFT 6/24/95

YEAR	GP-GS	MIN	AVG	FGM-FGA	PCT	FTM-FTA	PCT	- REBOUNDS -			AVG	AST	PF-D	STL	TO	BLK	PTS	AVG	HI
								OFF	DEF	TOT									
91-92	76-32	1707	22.5	291-702	.415	89-121	.736	129	262	391	5.1	129	259-52	62	97	34	671	8.8	26
92-93	61-42	1524	25.0	289-666	.434	56-74	.757	96	232	328	5.4	104	280-12	48	115	52	634	10.4	27
93-94	79-42	1684	21.3	295-678	.435	106-127	.835	114	235	349	4.4	119	287-32	82	93	38	698	8.8	36
94-95	63-0	826	13.1	131-314	.417	57-75	.760	43	101	144	2.3	44	132-12	29	37	26	320	5.1	18
TOT	279-116	5741	20.6	1006-2360	.426	308-397	.776	382	830	1212	4.3	396	958-212	221	342	150	2323	8.3	36
THREE-POINT FG: '91-92, 0-11 (.000); '92-93, 0-4 (.000) '93-94, 2-9 (.222); '94-95, 1-12 (.083). TOTAL, 3-36 (.083)																			

SMITH, GREG #4

6-10 CENTER/FORWARD • FRESNO STATE • BORN 1/8/91 • ACQUIRED FROM CHICAGO IN EXCHANGE FOR THE RIGHTS TO TADIJA DRAGICEVIC 7/14/14 • COMPLETED CONTRACT 6/30/15

YEAR	GP-GS	MIN	AVG	FGM-FGA	PCT	FTM-FTA	PCT	- REBOUNDS -			AVG	AST	PF-D	STL	TO	BLK	PTS	AVG	HI
								OFF	DEF	TOT									
14-15	42-2	363	8.6	30-49	.612	20-39	.513	26	53	79	1.9	9	53-0	7	11	11	80	1.9	8
Three-point FG: None Attempted.																			
NBA PLAYOFF STATISTICS																			
YEAR	GP-GS	MIN	AVG	FGM-FGA	PCT	FTM-FTA	PCT	OFF	DEF	TOT	AVG	AST	PF-D	STL	TO	BLK	PTS	AVG	HI
14-15	1-0	1	1.0	0-0	---	0-0	---	0	0	0	0.0	0	0-0	0	0	0	0	0.0	0
Three-point FG: None Attempted.																			

SMITH, STEVIN #1

6-2 GUARD • ARIZONA STATE '94 • BORN 1/23/72 • SIGNED 10-DAY CONTRACT 3/21/97 • SIGNED SECOND 10-DAY CONTRACT 3/31/97 • RELEASED 4/9/97

YEAR	GP-GS	MIN	AVG	FGM-FGA	PCT	FTM-FTA	PCT	- REBOUNDS -			AVG	AST	PF-D	STL	TO	BLK	PTS	AVG	HI
								OFF	DEF	TOT									
96-97	8-0	60	7.5	6-18	.333	1-1	1.000	2	8	10	1.3	4	9-0	1	4	0	14	1.8	4
THREE-POINT FG: 1-6 (.167)																			

**SPAKARKEL, JIM #33 (1980) – 34 (1980-84)**

6-5 GUARD/FORWARD • DISPERSAL CHOICE FROM PHILADELPHIA • DUKE '79 • BORN 6/28/57 • COMPLETED CONTRACT 5/84

YEAR	GP-GS	MIN	AVG	FGM-FGA	PCT	FTM-FTA	PCT	- REBOUNDS -			AVG	AST	PF-D	STL	TO	BLK	PTS	AVG	HI
								OFF	DEF	TOT									
80-81	82-49	2317	28.3	404-866	.467	375-423	.887	142	155	297	3.6	232	230-3	117	172	20	1184	14.4	28
81-82	82-1	1755	21.4	270-564	.479	279-327	.853	99	111	210	2.6	206	140-0	86	111	9	827	10.1	24
82-83	48-4	722	15.0	91-197	.462	88-113	.779	27	57	84	1.8	78	59-0	27	55	3	272	5.7	18
83-84	7-0	54	7.7	7-16	.438	9-13	.692	5	2	7	1.0	5	8-0	6	4	0	24	3.4	8
TOT	219-54	4848	22.1	772-1643	.470	751-876	.857	273	325	598	2.7	521	437-3	236	342	32	2307	10.5	28

THREE-POINT FG: '80-81, 1-10 (.100); '81-82, 8-24 (.333); '82-83, 2-10 (.200); '83-84, 1-2 (.500). TOTAL, 12-46 (.261)

STACKHOUSE, JERRY #42

6-6 GUARD/FORWARD • NORTH CAROLINA '95 • BORN 11/5/74 • ACQUIRED ALONG WITH CHRISTIAN LAETTNER AND THE DRAFT RIGHTS TO DEVIN HARRIS FROM WASHINGTON FOR ANTAWN JAMISON AND CASH CONSIDERATIONS 6/24/04 • RE-SIGNED 7/13/07 • TRADED WITH CASH CONSIDERATIONS TO MEMPHIS FOR GREG BUCKNER IN A DEAL THAT ALSO SENT SHAWN MARION, KRIS HUMPHRIES, NATHAN JAWAI AND CASH CONSIDERATIONS FROM TORONTO TO DALLAS FOR ANTOINE WRIGHT AND DEVEAN GEORGE, A SECOND-ROUND PICK AND CASH CONSIDERATIONS FROM TORONTO TO MEMPHIS, AND HEDO TURKOGLU FROM ORLANDO TO TORONTO FOR CASH CONSIDERATIONS FROM DALLAS AND TORONTO

YEAR	GP-GS	MIN	AVG	FGM-FGA	PCT	FTM-FTA	PCT	- REBOUNDS -			AVG	AST	PF-D	STL	TO	BLK	PTS	AVG	HI
								OFF	DEF	TOT									
04-05	56-7	1617	28.9	274-662	.414	253-298	.849	38	145	183	3.3	127	104-0	53	106	10	833	14.9	29
05-06	55-11	1525	27.7	242-603	.401	195-221	.882	32	121	153	2.8	160	96-1	37	121	10	715	13.0	29
06-07	67-8	1615	24.1	280-654	.428	182-215	.847	39	106	145	2.2	187	78-0	51	117	10	804	12.0	33
07-08	58-13	1412	24.3	213-526	.405	132-148	.892	33	100	133	2.3	145	82-0	28	86	10	618	10.7	23
08-09	10-1	162	16.2	16-60	.267	7-7	1.000	5	12	17	1.7	12	6-0	4	9	1	42	4.2	17
TOT	246-40	6331	25.7	1025-2505	.409	774-889	.871	147	484	631	2.6	631	366-1	173	439	41	3012	12.2	33

THREE-POINT FG: '04-05, 32-120 (.267); '05-06, 36-130 (.277); '06-07, 62-162 (.383); '07-08, 60-84 (.326); '08-09, 3-19 (.158). TOTAL, 193-615 (.314)

NBA PLAYOFF STATISTICS

YEAR	GP-GS	MIN	AVG	FGM-FGA	PCT	FTM-FTA	PCT	- REBOUNDS -			AVG	AST	PF-D	STL	TO	BLK	PTS	AVG	HI
								OFF	DEF	TOT									
04-05	13-0	403	31.0	68-176	.386	57-66	.864	20	33	53	4.1	30	22-0	8	21	3	209	16.1	29
05-06	22-1	711	32.3	111-276	.402	58-74	.784	20	42	62	2.8	56	43-0	12	37	6	302	13.7	26
06-07	6-0	169	28.2	23-66	.348	29-33	.879	5	17	22	3.7	15	9-0	4	18	1	86	14.3	24
07-08	5-2	102	20.4	12-38	.316	5-5	1.000	4	12	16	3.2	6	9-0	1	7	0	31	6.2	11
TOT	46-3	1385	30.1	214-556	.384	149-178	.837	49	104	153	3.3	107	83-0	25	83	10	628	13.7	29

THREE-POINT FG: '04-05, 16-40 (.400); '05-06, 22-65 (.338); '06-07, 11-31 (.355); '07-08, 2-12 (.167). TOTAL, 51-148 (.345)

STEFANSSON, JON #10

6-5 GUARD • ICELAND • BORN 9/21/82 • FREE AGENT SIGNEE 9/2/03 • WAIVED 9/1/04

YEAR	GP-GS	MIN	AVG	FGM-FGA	PCT	FTM-FTA	PCT	- REBOUNDS -			AVG	AST	PF-D	STL	TO	BLK	PTS	AVG	HI
								OFF	DEF	TOT									
03-04																			

Three-point FG: None Attempted.

STEVENSON, DESHAWN #92

6-5 GUARD • WASHINGTON UNION HS (CA) • BORN 4/31/81 • ACQUIRED FROM WASHINGTON ALONG WITH CARON BUTLER, BRENDAN HAYWOOD AND CASH CONSIDERATIONS IN EXCHANGE FOR JOSH HOWARD, DREW GOODEN, QUINTON ROSS AND JAMES SINGLETON 2/13/10 • COMPLETED CONTRACT 6/30/11

YEAR	GP-GS	MIN	AVG	FGM-FGA	PCT	FTM-FTA	PCT	- REBOUNDS -			AVG	AST	PF-D	STL	TO	BLK	PTS	AVG	HI
								OFF	DEF	TOT									
09-10	24-5	267	11.1	17-60	.283	7-10	.700	4	22	26	1.1	12	23-0	5	6	1	49	2.0	11
10-11	72-54	1158	16.1	128-330	.388	33-43	.767	20	86	106	1.5	77	71-0	21	44	5	383	5.3	24
TOT	96-59	1425	14.8	145-390	.372	40-53	.755	24	108	132	1.4	89	94-0	26	52	6	432	4.5	24

THREE-POINT FG: '09-10, 8-25 (.320); '10-11, 94-249 (.378). TOTAL, 102-274 (.372)

NBA PLAYOFF STATISTICS

YEAR	GP-GS	MIN	AVG	FGM-FGA	PCT	FTM-FTA	PCT	- REBOUNDS -			AVG	AST	PF-D	STL	TO	BLK	PTS	AVG	HI
								OFF	DEF	TOT									
09-10	2-0	6	3.0	0-3	.000	0-0	0.000	0	0	0	0.0	0	2-0	0	0	0	0.0	0	
10-11	21-18	332	15.8	29-83	.349	9-12	.750	1	18	19	0.9	12	40-0	11	10	2	94	4.5	11

THREE-POINT FG: '09-10, 0-3 (.000); '10-11, 27-68 (.397). TOTAL, 27-71 (.380)

STOJAKOVIC, PEJA #16

6-10 FORWARD • SERBIA • BORN 6/9/77 • FREE AGENT SIGNEE 1/24/11 • RETIRED 12/19/11

YEAR	GP-GS	MIN	AVG	FGM-FGA	PCT	FTM-FTA	PCT	- REBOUNDS -			AVG	AST	PF-D	STL	TO	BLK	PTS	AVG	HI
								OFF	DEF	TOT									
10-11	25-13	506	20.2	79-184	.429	15-16	.938	14	52	66	2.6	22	22-0	11	11	2	215	8.6	22

THREE-POINT FG: 42-105 (.400)

NBA PLAYOFF STATISTICS

YEAR	GP-GS	MIN	AVG	FGM-FGA	PCT	FTM-FTA	PCT	- REBOUNDS -			AVG	AST	PF-D	STL	TO	BLK	PTS	AVG	HI
								OFF	DEF	TOT									
10-11	19-0	350	18.4	49-120	.408	7-9	.778	3	29	32	1.7	7	21-0	12	9	2	134	7.1	21

Three-point FG: None Attempted.

**STOUDEMIRE, AMAR'E #1**

6-10 CENTER/FORWARD • CYPRESS CREEK HS (FL) • BORN 11/16/82 • FREE AGENT SIGNEE 2/18/15 • COMPLETED CONTRACT 6/30/15

YEAR	GP-GS	MIN	AVG	FGM-FGA	PCT	FTM-FTA	PCT	- REBOUNDS -				AVG	AST	PF-D	STL	TO	BLK	PTS	AVG	HI
								OFF	DEF	TOT										
14-15	23-1	380	16.5	104-179	.581	40-59	.678	27	57	84	3.7	8	50-0	9	15	4	248	10.8	18	

Three-point FG: 0-1 (.000)

YEAR	GP-GS	MIN	AVG	FGM-FGA	PCT	FTM-FTA	PCT	NBA PLAYOFF STATISTICS				AVG	AST	PF-D	STL	TO	BLK	PTS	AVG	HI
								OFF	DEF	TOT										
14-15	5-0	75	15.0	15-35	.429	9-13	.692	7	9	16	3.2	3	16-0	1	7	3	39	7.8	12	

Three-point FG: None Attempted.

STRICKLAND, ERICK #20

6-3 GUARD • NEBRASKA '96 • BORN 11/25/73 • FREE AGENT SIGNEE 10/31/97 • RELEASED 1/7/97 • SIGNED SIX-YEAR CONTRACT 8/18/97 • TRADED TO NEW YORK WITH 58TH SELECTION IN 2000 NBA DRAFT FOR JOHN WALLACE AND RIGHTS TO DONNELL HARVEY (22ND SELECTION) 6/28/00

YEAR	GP-GS	MIN	AVG	FGM-FGA	PCT	FTM-FTA	PCT	- REBOUNDS -				AVG	AST	PF-D	STL	TO	BLK	PTS	AVG	HI
								OFF	DEF	TOT										
96-97	28-15	759	27.1	102-256	.398	65-80	.813	21	69	90	3.2	68	75-3	27	66	5	297	10.6	25	
97-98	67-19	1505	22.5	199-558	.357	65-84	.774	35	126	161	2.4	167	140-1	56	106	8	511	7.6	30	
98-99	33-2	567	17.2	89-221	.403	53-65	.815	12	71	83	2.5	64	44-0	40	36	2	249	7.5	20	
99-00	68-67	2025	29.8	316-730	.433	162-195	.831	69	254	323	4.8	211	190-3	105	102	13	867	12.8	36	
TOT	196-103	4856	24.8	706-1765	.400	345-424	.814	137	520	657	3.4	510	449-7	228	310	28	1924	9.8	36	

Three-point FG: '96-97, 28-92 (.304); '97-98, 48-163 (.294); '98-99, 18-59 (.305); '99-00, 73-186 (.392). Total, 167-500 (.334)

STRICKLAND, MARK #00/30

6-10 FORWARD • TEMPLE '92 • BORN 7/14/70 • FREE AGENT SIGNEE 11/16/02 • WAIVED 11/28/02

YEAR	GP-GS	MIN	AVG	FGM-FGA	PCT	FTM-FTA	PCT	- REBOUNDS -				AVG	AST	PF-D	STL	TO	BLK	PTS	AVG	HI
								OFF	DEF	TOT										
02-03	4-0	13	2.8	2-5	.400	0-0	.000	5	2	7	1.8	0	1-0	0	1	0	4	1.0	2	

Three-point FG: None Attempted.

STROTHERS, LAMONT #10

6-4 GUARD • CHRISTOPHER NEWPORT (VA.) '91 • BORN 5/10/68 • SIGNED 10-DAY CONTRACT 2/4/93 • SIGNED SECOND 10-DAY CONTRACT 2/15/93 • RELEASED 2/25/93

YEAR	GP-GS	MIN	AVG	FGM-FGA	PCT	FTM-FTA	PCT	- REBOUNDS -				AVG	AST	PF-D	STL	TO	BLK	PTS	AVG	HI
								OFF	DEF	TOT										
92-93	9-0	138	15.3	20-61	.328	8-10	.800	8	6	14	1.6	13	13-0	8	15	0	50	5.6	10	

Three-point FG: 2-13 (.154)

SUNDOV, BRUNO #40

7-2 CENTER • D-1998 2ND RND (35TH OVERALL) • CROATIA • BORN 2/10/80 • TRADED TO UTAH FOR HOWARD EISLEY (PART OF 4-TEAM, 9-PLAYER TRADE) 8/16/00

YEAR	GP-GS	MIN	AVG	FGM-FGA	PCT	FTM-FTA	PCT	- REBOUNDS -				AVG	AST	PF-D	STL	TO	BLK	PTS	AVG	HI
								OFF	DEF	TOT										
98-99	3-0	11	3.7	2-7	.286	0-0	.000	0	0	0	0.0	1	4-0	0	1	0	4	1.3	4	
99-00	14-0	61	4.4	12-31	.387	2-2	1.000	5	7	12	0.9	2	16-0	2	4	2	26	1.9	4	
TOT	17-0	72	4.2	14-38	.368	2-2	1.000	5	7	12	0.7	3	20-0	2	5	2	30	1.8	4	

Three-point FG: None Attempted.



TARPLEY, ROY #42

7-0 FORWARD/CENTER • D-1986 1ST RND (7TH OVERALL) • MICHIGAN '86 • BORN 11/28/64 • DISMISSED FROM NBA FOR VIOLATION OF NBA DRUG POLICY 10/16/91 • SIGNED SIX-YEAR CONTRACT 10/6/95 • DISQUALIFIED FROM NBA FOR VIOLATION OF PERSONALIZED AFTERCARE PROGRAM 12/6/95

YEAR	GP-GS	MIN	AVG	FGM-FGA	PCT	FTM-FTA	- REBOUNDS -				AVG	AST	PF-D	STL	TO	BLK	PTS	AVG	HI
							PCT	OFF	DEF	TOT									
86-87	75-1	1405	18.7	233-499	.467	94-139	.676	180	353	533	7.1	52	232-3	56	101	79	561	7.5	20
87-88	81-9	2307	28.5	444-888	.500	205-277	.740	360	599	959	11.8	86	313-8	103	172	86	1093	13.5	29
88-89	19-6	591	31.1	131-242	.541	66-96	.688	77	141	218	11.5	17	70-2	28	45	30	328	17.3	35
89-90	45-35	1648	36.6	434-696	.451	130-172	.756	189	400	589	13.1	67	160-0	79	117	70	758	16.8	27
90-91	5-5	171	34.2	31-79	.544	16-18	.889	16	39	55	11.0	12	20-0	6	13	9	102	20.4	29
94-95	55-1	1354	24.6	292-610	.479	102-122	.836	142	307	449	8.2	58	155-2	45	109	55	691	12.6	26
TOT	280-57	7476	26.7	1457-3014	.483	613-824	.744	964	1839	2803	10.0	292	950-15	317	557	329	3533	12.6	35

THREE-POINT FG: '86-87, 1-3 (.333); '87-88, 0-5 (.000); '88-89, 0-1 (.000); '89-90, 0-6 (.000); '90-91, 0-1 (.000); '94-95, 5-18 (.278). TOTAL, 6-34 (.176)

NBA PLAYOFF STATISTICS																			
YEAR	GP-GS	MIN	AVG	FGM-FGA	PCT	FTM-FTA	- REBOUNDS -				AVG	AST	PF-D	STL	TO	BLK	PTS	AVG	HI
							PCT	OFF	DEF	TOT									
86-87	4-1	114	28.5	24-48	.500	5-7	.714	18	24	42	10.5	1	18-1	1	7	7	53	13.3	25
87-88	17-0	563	33.1	125-241	.519	54-73	.740	88	131	219	12.9	30	69-3	21	32	26	304	17.9	27
89-90	3-3	129	43.0	22-46	.478	6-12	.500	9	37	46	15.3	1	12-0	7	9	10	50	16.7	22
TOT	24-4	806	33.6	171-335	.510	65-92	.707	115	192	307	12.8	32	99-4	29	48	43	407	17.0	27

THREE-POINT FG: '86-87, NONE ATTEMPTED; '87-88, 0-3 (.000); '89-90, 0-1 (.000). TOTAL, 0-4 (.000)

TERRY, JASON #31

6-2 GUARD • ARIZONA • BORN 9/15/77 • ACQUIRED FROM ATLANTA ALONG WITH ALAN HENDERSON AND A FUTURE FIRST ROUND PICK FOR TONY DELK AND ANTOINE WALKER 8/4/04 • RE-SIGNED 7/25/06 • COMPLETED CONTRACT 6/30/12

YEAR	GP-GS	MIN	AVG	FGM-FGA	PCT	FTM-FTA	- REBOUNDS -				AVG	AST	PF-D	STL	TO	BLK	PTS	AVG	HI
							PCT	OFF	DEF	TOT									
04-05	80-57	2401	30.0	372-743	.501	146-173	.844	38	150	188	2.4	429	177-0	109	147	15	993	12.4	28
05-06	80-80	2798	35.0	516-1099	.411	168-210	.800	31	127	158	2.0	306	196-1	100	135	27	1371	17.1	37
06-07	81-80	2846	35.1	514-1063	.484	160-199	.804	41	190	231	2.9	422	170-0	81	152	17	1350	16.7	35
07-08	82-34	2579	31.5	471-1008	.467	191-223	.857	30	178	208	2.5	264	170-1	88	92	18	1269	15.5	31
08-09	74-11	2491	33.7	541-1168	.463	198-225	.880	39	138	177	2.4	251	141-0	97	119	20	1447	19.6	33
09-10	77-12	2540	33.0	456-1041	.438	232-268	.866	19	121	140	1.8	292	142-0	94	109	17	1280	16.6	36
10-11	82-10	2564	31.3	492-1091	.451	182-214	.850	24	129	153	1.9	334	140-0	93	167	13	1293	15.8	30
11-12	63-1	2000	31.7	357-830	.430	98-111	.883	16	133	149	2.4	226	69-0	73	127	11	950	15.1	34
TOT	619-285	20219	32.7	3719-8043	.462	1375-1623	.847	238	1166	1404	2.3	2524	1205-2	735	1048	138	9953	16.1	37

THREE-POINT FG: '04-05, 103-245 (.420); '05-06, 171-416 (.411); '06-07, 162-370 (.438); '07-08, 136-363 (.375); '08-09, 167-456 (.366); '09-10, 136-373 (.365); '10-11, 127-351 (.362); '11-12, 138-365 (.378). TOTAL, 1140-2939 (.384)

NBA PLAYOFF STATISTICS																			
YEAR	GP-GS	MIN	AVG	FGM-FGA	PCT	FTM-FTA	- REBOUNDS -				AVG	AST	PF-D	STL	TO	BLK	PTS	AVG	HI
							PCT	OFF	DEF	TOT									
04-05	13-13	502	38.6	81-160	.506	38-43	.884	9	45	54	4.2	60	28-0	17	30	7	227	17.5	36
05-06	22-22	844	38.4	163-369	.442	59-71	.831	12	52	64	2.9	83	55-0	26	44	1	416	18.9	35
06-07	6-6	229	38.2	39-92	.424	15-18	.833	3	11	14	2.3	22	12-0	5	17	2	102	17.0	28
07-08	5-3	180	36.0	26-60	.433	13-15	.867	1	7	8	1.6	24	15-0	2	5	1	79	15.8	22
08-09	10-1	325	32.5	49-126	.389	23-30	.767	6	22	28	2.8	19	18-0	6	16	3	143	14.3	21
09-10	6-0	174	29.0	26-69	.377	12-16	.750	2	13	15	2.5	12	16-0	4	6	1	76	12.7	27
10-11	21-0	684	32.6	128-268	.478	70-83	.843	6	34	40	1.9	67	44-0	26	32	3	368	17.5	32
11-12	4-1	139	34.8	20-44	.455	5-8	.625	1	8	9	2.3	15	11-0	1	8	0	55	13.8	20
TOT	87-46	3077	35.4	532-1188	.448	235-284	.827	40	192	232	2.7	302	199-0	87	158	18	1466	16.9	36

THREE-POINT FG: '04-05, 27-55 (.491); '05-06, 31-101 (.307); '06-07, 9-32 (.281); '07-08, 14-32 (.438); '08-09, 22-59 (.373); '09-10, 12-30 (.400); '10-11, 42-95 (.442); '11-12,10-20 (.500). TOTAL, 167-424 (.394)

THOMAS, KURT #40

6-9 FORWARD • TCU '95 • BORN 10/4/72 • ACQUIRED FROM MIAMI WITH SASHA DANILOVICH AND MARTIN MÜÜRSEPP FOR JAMAL MASHBURN 2/14/97 • COMPLETED CONTRACT 5/98

YEAR	GP-GS	MIN	AVG	FGM-FGA	PCT	FTM-FTA	- REBOUNDS -				AVG	AST	PF-D	STL	TO	BLK	PTS	AVG	HI
							PCT	OFF	DEF	TOT									
97-98	5-0	73	14.6	17-45	.378	3-3	1.00	8	16	24	4.8	3	19-1	1	10	0	37	7.4	13

Three-point FG: None Attempted.

THOMAS, TIM #7

6-10 FORWARD • VILLANOVA '97 • BORN 2/26/77 • SIGNED BY DALLAS AS A FREE AGENT 7/28/09 • COMPLETED CONTRACT 5/09 • RE-SIGNED ON 8/16/10 • WAIVED 9/27/10

YEAR	GP-GS	MIN	AVG	FGM-FGA	PCT	FTM-FTA	- REBOUNDS -				AVG	AST	PF-D	STL	TO	BLK	PTS	AVG	HI
							PCT	OFF	DEF	TOT									
09-10	18-1	285	15.8	49-106	.462	21-24	.875	13	28	41	2.3	14	31	10	14	2	135	7.5	23

Three-point FG: 16-43 (.372)

**THOMAS, CORNY #25**

6-8 FORWARD • D-1982 3RD RND (50TH OVERALL) • CONNECTICUT '82 • BORN 2/5/60 • WAIVED 12/8/83
(HAD BEEN ON INJURED LIST)

YEAR	GP-GS	MIN	AVG	FGM-FGA	PCT	FTM-FTA	- REBOUNDS -				AVG	AST	PF-D	STL	TO	BLK	PTS	AVG	HI
							PCT	OFF	DEF	TOT									
82-83	44-2	520	11.8	43-137	.314	36-46	.783	41	79	120	2.7	34	92-0	12	31	7	122	2.8	9

Three-point FG: None Attempted.

TRENT, GARY #33

6-8 FORWARD • OHIO '96 • BORN 9/22/74 • FREE AGENT SIGNEE 1/23/99 • RE-SIGNED 8/27/99 • RE-SIGNED 8/1/00 • COMPLETED CONTRACT 5/01

YEAR	GP-GS	MIN	AVG	FGM-FGA	PCT	FTM-FTA	- REBOUNDS -				AVG	AST	PF-D	STL	TO	BLK	PTS	AVG	HI
							PCT	OFF	DEF	TOT									
98-99	45-23	1362	30.3	287-602	.477	145-235	.617	127	224	351	7.8	77	122-1	29	66	23	719	16.0	33
99-00	11-11	301	27.4	70-142	.493	11-21	.524	20	32	52	4.7	22	28-0	8	25	3	151	13.7	22
00-01	33-4	319	9.7	57-130	.438	19-36	.528	39	53	92	2.8	10	52-0	13	22	8	133	4.0	10
TOT	89-38	1982	22.3	414-874	.474	175-292	.599	186	309	495	5.6	109	202-1	50	113	34	1003	11.3	33

Three-point FG: '98-99, 0-5 (.000); '99-00, 0-2 (.000); '00-01, 0-1 (.000). Total, 0-8 (.000)

TURNER, ELSTON #33

6-5 GUARD • D-1981 2ND RND (43RD OVERALL) • MISSISSIPPI '81 • BORN 6/10/59 • SIGNED AS A FREE AGENT BY DENVER. DALLAS RECEIVED HOWARD CARTER FOR NOT EXERCISING RIGHT OF FIRST REFUSAL 8/23/84

YEAR	GP-GS	MIN	AVG	FGM-FGA	PCT	FTM-FTA	- REBOUNDS -				AVG	AST	PF-D	STL	TO	BLK	PTS	AVG	HI
							PCT	OFF	DEF	TOT									
81-82	80-62	1996	25.0	282-639	.441	97-138	.703	143	158	301	3.8	189	182-1	75	116	2	661	8.3	19
82-83	59-16	879	14.9	96-238	.403	20-30	.667	68	84	152	2.6	88	75-0	47	59	0	214	3.6	14
83-84	47-1	536	11.4	54-150	.360	28-34	.824	42	51	93	2.0	59	40-0	26	29	0	137	2.9	12
TOT	186-79	3411	18.3	432-1027	.421	145-202	.718	253	293	546	2.9	336	297-1	148	204	2	1012	5.4	19

THREE-POINT FG: '81-82, 0-4 (.000); '82-83, 2-3 (.667); '83-84, 1-9 (.111). TOTAL, 3-16 (.188).

NBA PLAYOFF STATISTICS

YEAR	GP-GS	MIN	AVG	FGM-FGA	PCT	FTM-FTA	PCT	OFF	DEF	TOT	AVG	AST	PF-D	STL	TO	BLK	PTS	AVG	HI
83-84	8-0	53	6.6	7-20	.350	0-0	—	5	5	10	1.3	8	4-0	6	3	1	14	1.8	8

Three-point FG: None Attempted.

TYLER, TERRY #41

6-7 FORWARD • DETROIT '78 • BORN 10/30/56 • FREE AGENT SIGNEE 11/1/88 • COMPLETED CONTRACT

YEAR	GP-GS	MIN	AVG	FGM-FGA	PCT	FTM-FTA	- REBOUNDS -				AVG	AST	PF-D	STL	TO	BLK	PTS	AVG	HI
							PCT	OFF	DEF	TOT									
88-89	70-11	1057	15.1	169-360	.469	47-62	.758	74	135	209	3.0	40	90-0	24	51	39	386	5.5	20

Three-point FG: 1-9 (.111)

UPSHAW, KELVIN #5

6-2 GUARD • UTAH '86 • BORN 1/24/63 • FREE AGENT SIGNEE 1/6/90 • RELEASED FROM SECOND 10-DAY CONTRACT 1/22/90 • FREE AGENT SIGNEE 10/1/90 • WAIVED 10/27/90 • FREE AGENT SIGNEE 11/12/90 • WAIVED 12/24/90 • SIGNED FIRST OF TWO 10-DAY CONTRACTS 1/9/91 • SIGNED FOR REST OF SEASON 1/19/91 • COMPLETED CONTRACT 4/91

YEAR	GP-GS	MIN	AVG	FGM-FGA	PCT	FTM-FTA	- REBOUNDS -				AVG	AST	PF-D	STL	TO	BLK	PTS	AVG	HI
							PCT	OFF	DEF	TOT									
89-90	3-0	4	1.3	1-3	.333	0-0	—	0	0	0	0.0	0	0-0	0	0	0	2	0.7	2
90-91	48-1	514	10.7	104-231	.450	55-64	.859	20	35	55	1.8	86	77-0	28	39	5	270	5.6	19
TOT	51-1	518	10.2	105-234	.449	55-64	.859	20	35	55	1.7	86	77-0	28	39	5	272	5.3	19

Three-point FG: '89-90, 0-1 (.000); '90-91, 7-29 (.241). Total, 7-30 (.233)

UTHOFF, JARROD #19

6-10 FORWARD • IOWA • BORN 5/19/93 • SIGNED TO A 10-DAY CONTRACT 3/9/17 • SIGNED TO A SECOND 10-DAY CONTRACT 3/19/17 • SIGNED TO A MULTI-YEAR DEAL 3/29/17 • TRADED TO HOUSTON FOR CASH CONSIDERATIONS 6/29/17

YEAR	GP-GS	MIN	AVG	FGM-FGA	PCT	FTM-FTA	- REBOUNDS -				AVG	AST	PF-D	STL	TO	BLK	PTS	AVG	HI
							PCT	OFF	DEF	TOT									
16-17	9-0	115	12.8	16-38	.421	5-7	.714	8	14	22	2.4	9	8-0	2	3	4	40	4.4	12

Three-point FG: 3-9 (.333)



VAN EXEL, NICK #31

6-1 GUARD • CINCINNATI '93 • BORN 11/27/71 • ACQUIRED FROM DENVER WITH TARIQ ABDUL-WAHAD, AVERY JOHNSON AND RAEF LAFRENTZ FOR TIM HARDAWAY, DONNELL HARVEY, JUWAN HOWARD AND A 2002 FIRST-ROUND PICK 2/21/02 • TRADED TO GOLDEN STATE WITH AVERY JOHNSON, POPEYE JONES AND ANTOINE RIGAUDEAU FOR DANNY FORTSON, ANTAWN JAMISON, CHRIS MILLS AND JIRI WELSCH 8/18/03

YEAR	GP-GS	MIN	AVG	FGM-FGA	PCT	FTM-FTA	PCT	- REBOUNDS -			AVG	AST	PF-D	STL	TO	BLK	PTS	AVG	HI
								OFF	DEF	TOT									
01-02	27-2	757	28.0	129-314	.411	65-77	.844	9	76	85	3.1	113	35-0	14	40	4	357	13.2	27
02-03	73-1	2026	27.8	342-831	.412	108-142	.761	35	173	208	2.8	312	86-1	43	122	4	910	12.5	35
TOT	100-3	2783	27.8	471-1145	.411	173-219	.790	44	249	293	2.9	425	121-1	57	162	8	1267	12.7	35

THREE-POINT FG: '01-02, 34-98 (.347); '02-03, 118-312 (.378). TOTAL, 152-410 (.371)

NBA PLAYOFF STATISTICS

YEAR	GP-GS	MIN	AVG	FGM-FGA	PCT	FTM-FTA	PCT	- REBOUNDS -			AVG	AST	PF-D	STL	TO	BLK	PTS	AVG	HI
								OFF	DEF	TOT									
01-02	8-1	264	33.0	37-101	.366	8-12	.667	7	17	24	3.0	31	26-0	8	12	0	89	11.1	19
02-03	20-3	672	33.6	150-326	.460	45-64	.703	18	50	68	3.4	82	47-0	12	39	0	389	19.5	40
TOT	28-4	736	26.3	187-427	.434	53-76	.697	25	67	92	3.3	113	73-0	20	51	0	478	17.1	40

THREE-POINT FG: '01-02, 7-34 (.206); '02-03, 44-112 (.393). TOTAL, 51-146 (.349)

VAN HORN, KEITH #2

6-10 FORWARD • UTAH • BORN 10/23/75 • ACQUIRED FROM MILWAUKEE FOR CALVIN BOOTH, ALAN HENDERSON AND CASH CONSIDERATIONS 2/24/05 • COMPLETED CONTRACT 6/30/06

YEAR	GP-GS	MIN	AVG	FGM-FGA	PCT	FTM-FTA	PCT	- REBOUNDS -			AVG	AST	PF-D	STL	TO	BLK	PTS	AVG	HI
								OFF	DEF	TOT									
04-05	29-3	684	23.6	129-279	.462	72-92	.783	34	95	129	4.4	34	88-1	15	34	10	354	12.2	24
05-06	53-0	1090	20.6	164-387	.424	94-113	.832	54	138	192	3.6	37	121-1	31	71	11	472	8.9	23
TOT	82-3	1774	21.6	293-666	.440	166-205	.810	88	233	321	3.9	71	209-2	46	105	21	826	10.1	24

THREE-POINT FG: '04-05, 24-64 (.375); '05-06, 50-136 (.368). TOTAL, 74-200 (.370)

NBA PLAYOFF STATISTICS

YEAR	GP-GS	MIN	AVG	FGM-FGA	PCT	FTM-FTA	PCT	- REBOUNDS -			AVG	AST	PF-D	STL	TO	BLK	PTS	AVG	HI
								OFF	DEF	TOT									
04-05	3-0	33	11.0	7-15	.467	8-9	.889	3	3	6	2.0	1	6-0	1	1	0	22	7.3	13
05-06	14-3	172	12.3	20-59	.339	3-3	1.000	8	24	32	2.3	2	24-1	0	6	4	51	3.6	10
TOT	17-3	205	12.1	27-74	.365	11-12	.912	11	27	38	2.2	3	30-1	1	7	4	73	4.3	13

THREE-POINT FG: '04-05, 0-4 (.004); '05-06, 8-28 (.286). TOTAL, 8-32 (.250)

VAUGHT, LOY #35

6-7 FORWARD • MICHIGAN '90 • BORN 2/27/68 • ACQUIRED FROM DETROIT FOR DANA BARROS AND ANSU SESAY 10/16/00 • TRADED WITH CHRISTIAN LAETTNER, COURTNEY ALEXANDER, HUBERT DAVIS, ETAN THOMAS AND CASH TO WASHINGTON FOR JUWAN HOWARD, CALVIN BOOTH AND OBINNA EKEZIE 2/22/01

YEAR	GP-GS	MIN	AVG	FGM-FGA	PCT	FTM-FTA	PCT	- REBOUNDS -			AVG	AST	PF-D	STL	TO	BLK	PTS	AVG	HI
								OFF	DEF	TOT									
00-01	37-1	392	10.6	55-121	.455	4-6	.667	35	88	123	3.3	16	61-0	15	18	5	114	3.1	10

Three-point FG: None Attempted.

VIANNA, JOÃO #31

6-9 FORWARD • TRABAJARA (BRAZIL) UNIV. • BORN 11/15/66 • FREE AGENT SIGNEE 10/3/91 • WAIVED 11/12/91

YEAR	GP-GS	MIN	AVG	FGM-FGA	PCT	FTM-FTA	PCT	OFF	DEF	TOT	AVG	AST	PF-D	STL	TO	BLK	PTS	AVG	HI
91-92	1-0	9	9.0	1-2	.500	0-0	—	0	0	0	0.0	2	3-0	0	1	0	2	2.0	2

Three-point FG: None Attempted.

VILLANUEVA, CHARLIE #3

6-11 FORWARD • CONNECTICUT • BORN 8/24/84 • FREE AGENT SIGNEE 9/23/14 • RE-SIGNED 8/6/15 • COMPLETED CONTRACT 6/30/16

YEAR	GP-GS	MIN	AVG	FGM-FGA	PCT	FTM-FTA	PCT	- REBOUNDS -			AVG	AST	PF-D	STL	TO	BLK	PTS	AVG	HI
								OFF	DEF	TOT									
14-15	64-1	678	10.6	150-362	.414	20-35	.571	30	119	149	2.3	19	64-0	15	28	22	403	6.3	26
15-16	62-4	665	10.7	125-327	.382	22-24	.917	24	128	152	2.5	24	71-0	18	31	15	319	5.1	19
TOT	126-5	1343	10.7	275-689	.399	42-59	.712	54	247	301	2.4	43	135-0	33	59	37	722	5.7	26

Three-point FG: '14-15, 83-221 (.376); '15-16, 47-172 (.273). Total, 130-393 (.331)

NBA PLAYOFF STATISTICS

YEAR	GP-GS	MIN	AVG	FGM-FGA	PCT	FTM-FTA	PCT	- REBOUNDS -			AVG	AST	PF-D	STL	TO	BLK	PTS	AVG	HI
								OFF	DEF	TOT									
14-15	5-0	43	8.7	11-25	.440	0-0	—	4	9	13	2.6	3	10-0	1	0	1	30	6.0	8
15-16	4-0	20	5.1	3-12	.250	2-2	1.000	0	2	2	0.5	1	2-0	0	1	0	9	2.3	7
TOT	9-0	63	7.0	14-37	.378	2-2	1.000	4	11	15	1.7	4	12-0	1	1	1	39	4.3	8

Three-point FG: '14-15, 8-19 (.421); '15-16, 1-5 (.200). Total, 9-24 (.375)



VINCENT, JAY #31

6-7 FORWARD • D-1981 2ND RND (24TH OVERALL) • MICHIGAN STATE '81 • BORN 6/10/59 • TRADED TO WASHINGTON FOR 1990 FIRST-ROUND CHOICE 9/3/86

YEAR	GP-GS	MIN	AVG	FGM-FGA	PCT	FTM-FTA	PCT	- REBOUNDS -			AVG	AST	PF-D	STL	TO	BLK	PTS	AVG	HI
								OFF	DEF	TOT									
81-82	81-62	2626	32.4	719-1448	.497	293-409	.716	182	383	565	7.0	176	308-8	89	194	22	1732	21.4	41
82-83	81-73	2726	33.7	622-1272	.489	269-343	.784	217	375	592	7.3	212	295-4	70	188	45	1513	18.7	32
83-84	61-5	1421	23.3	252-579	.435	168-215	.781	81	166	247	4.0	114	159-1	30	113	10	672	11.0	33
84-85	79-47	2543	32.2	545-1138	.479	351-420	.836	185	519	704	8.9	169	226-0	48	170	22	1441	18.2	39
85-86	80-3	1994	24.9	442-919	.481	222-274	.810	107	261	368	4.6	180	193-2	66	145	21	1106	13.8	31
TOT	382-190	11310	29.6	2580-5356	.482	1303-1661	.784	772	1704	2476	6.5	851	1181-15	303	810	120	6464	16.9	41

THREE-POINT FG: '81-82, 1-4 (.250); '82-83, 0-3 (.000); '83-84, 0-1 (.000); '84-85, 0-4 (.000); '85-86, 0-3 (.000). TOTAL, 1-15 (.067)

NBA PLAYOFF STATISTICS

YEAR	GP-GS	MIN	AVG	FGM-FGA	PCT	FTM-FTA	PCT	- REBOUNDS -			AVG	AST	PF-D	STL	TO	BLK	PTS	AVG	HI
								OFF	DEF	TOT									
83-84	10-10	353	35.3	48-124	.387	56-62	.903	29	41	70	7.0	19	36-1	7	25	1	152	15.2	21
84-85	4-2	134	33.5	20-56	.357	22-29	.759	9	13	22	5.5	3	16-0	6	11	3	62	15.5	23
85-86	10-0	204	20.4	38-99	.384	30-34	.882	15	24	39	3.9	15	19-0	4	17	1	106	10.6	18
TOT	24-12	691	28.8	106-279	.380	108-125	.864	53	78	131	5.5	37	71-1	17	53	5	320	13.3	23

THREE-POINT FG: '83-84, 0-1 (.000); '84-85, NONE ATTEMPTED; '85-86, NONE ATTEMPTED. TOTAL, 0-1 (.000)

WADE, MARK #10

5-11 GUARD • NEVADA-LAS VEGAS '87 • BORN 10/15/65 • FREE AGENT SIGNEE 4/9/90 • RELEASED FROM 10-DAY CONTRACT 4/17/90

YEAR	GP-GS	MIN	AVG	FGM-FGA	PCT	FTM-FTA	PCT	- REBOUNDS -			AVG	AST	PF-D	STL	TO	BLK	PTS	AVG	HI
								OFF	DEF	TOT									
89-90	1-0	3	3.0	0-0	—	0-0	—	0	0	0	2.0	2	0-0	0	0	0	0.0	0	

Three-point FG: None Attempted.

WALKER, ANTOINE #8

6-9 FORWARD • KENTUCKY '96 • BORN 8/12/76 • ACQUIRED WITH TONY DELK FROM BOSTON FOR RAEF LAFRENTZ, JIRI WELSCH, CHRIS MILLS AND A FIRST-ROUND PICK 10/20/03 • TRADED TO ATLANTA WITH TONY DELK FOR ALAN HENDERSON, JASON TERRY AND A FIRST-ROUND PICK 8/4/04

YEAR	GP-GS	MIN	AVG	FGM-FGA	PCT	FTM-FTA	PCT	- REBOUNDS -			AVG	AST	PF-D	STL	TO	BLK	PTS	AVG	HI
								OFF	DEF	TOT									
03-04	82-82	2840	34.6	483-1129	.428	103-186	.554	198	486	684	8.3	369	212-3	65	202	65	1151	14.0	30

THREE-POINT FG: 82-305 (.269)

NBA PLAYOFF STATISTICS

YEAR	GP-GS	MIN	AVG	FGM-FGA	PCT	FTM-FTA	PCT	- REBOUNDS -			AVG	AST	PF-D	STL	TO	BLK	PTS	AVG	HI
								OFF	DEF	TOT									
03-04	5-5	140	28.0	22-61	.361	4-7	.571	23	27	50	10.0	12	13-0	6	9	3	49	9.8	15

THREE-POINT FG: 1-10 (.100)

WALKER, SAMAKI #52

6-9 FORWARD • D-1996 1ST RND (9TH OVERALL) • LOUISVILLE '98 • BORN 2/25/76 • COMPLETED CONTRACT 5/99

YEAR	GP-GS	MIN	AVG	FGM-FGA	PCT	FTM-FTA	PCT	- REBOUNDS -			AVG	AST	PF-D	STL	TO	BLK	PTS	AVG	HI
								OFF	DEF	TOT									
96-97	43-12	602	14.0	83-187	.444	48-74	.649	47	100	147	3.4	17	71-0	15	39	22	214	5.0	13
97-98	41-19	1027	25.0	156-321	.486	53-97	.546	96	206	302	7.4	24	127-2	30	61	40	365	8.9	26
98-99	39-2	568	14.6	88-190	.463	53-98	.541	46	97	143	3.7	6	87-3	9	37	16	229	5.9	16
TOT	123-33	2197	17.9	327-698	.468	154-269	.572	189	403	592	4.8	47	285-5	54	137	78	808	6.6	26

THREE-POINT FG: '96-97, 0-1 (.000); '97-98, 0-1 (.000); '98-99, 0-1 (0.00). TOTAL, 0-3 (.000)

WANG, ZHIZHI #10

7-1 FORWARD/CENTER • CHINA • BORN 7/8/77 • FREE AGENT SIGNEE 4/4/01 • SIGNED OFFER SHEET WITH L.A. CLIPPERS 10/2/02

YEAR	GP-GS	MIN	AVG	FGM-FGA	PCT	FTM-FTA	PCT	- REBOUNDS -			AVG	AST	PF-D	STL	TO	BLK	PTS	AVG	HI
								OFF	DEF	TOT									
00-01	5-0	38	7.6	8-19	.421	8-10	.800	1	6	7	1.4	0	8-0	0	1	0	24	4.8	13
01-02	55-0	600	10.9	109-248	.440	42-57	.737	19	92	111	2.0	22	84-0	11	25	18	308	5.6	18
TOT	60-0	638	10.6	117-267	.438	50-67	.746	20	98	118	1.9	22	92-0	11	26	18	332	5.5	18

THREE-POINT FG: '00-01, 0-2 (.000); '01-02, 48-116 (.414). TOTAL, 48-118 (.407)

NBA PLAYOFF STATISTICS

YEAR	GP-GS	MIN	AVG	FGM-FGA	PCT	FTM-FTA	PCT	- REBOUNDS -			AVG	AST	PF-D	STL	TO	BLK	PTS	AVG	HI
								OFF	DEF	TOT									
00-01	5-0	23	4.6	3-8	.375	3-3	1.000	0	2	2	0.4	1	1-0	1	1	1	10	2.0	7
01-02	8-0	44	5.5	7-16	.438	3-6	.500	5	3	8	1.0	3	11-0	0	0	1	20	2.5	7
TOT	13-0	67	5.2	10-24	.417	6-9	.667	5	5	10	0.8	4	12-0	1	1	2	30	2.3	7

THREE-POINT FG: '00-01, 1-2 (.500); '01-02, 3-6 (.500). TOTAL, 4-8 (.500)

**WARNEY, JAMEEL #32**

6-8 FORWARD • STONY BROOK • BORN 1/31/94 • SIGNED TO A 10-DAY CONTRACT 3/11/18 • COMPLETED 10-DAY CONTRACT 3/20/18

YEAR	GP-GS	MIN	AVG	FGM-FGA	PCT	FTM-FTA	PCT	- REBOUNDS -			AVG	AST	PF-D	STL	TO	BLK	PTS	AVG	HI
								OFF	DEF	TOT									
17-18	3-0	27	8.9	7-12	.583	3-5	.600	4	5	9	3.0	0	2-0	0	1	0	17	5.7	8

Three-point FG: None Attempted.

WASHINGTON, RICHARD #31

6-11 FORWARD • DISPERSAL CHOICE FROM MILWAUKEE • UCLA '77 • BORN 7/15/55 • TRADED TO CLEVELAND WITH JEROME WHITEHEAD FOR BILL ROBINZINE, ATLANTA'S 1983 FIRST AND CLEVELAND'S 1986 FIRST-ROUND CHOICE 10/30/80

YEAR	GP-GS	MIN	AVG	FGM-FGA	PCT	FTM-FTA	PCT	- REBOUNDS -			AVG	AST	PF-D	STL	TO	BLK	PTS	AVG	HI
								OFF	DEF	TOT									
80-81	11-7	307	27.9	51-117	.436	17-23	.739	25	59	84	7.6	16	37-0	5	21	7	119	10.8	24

Three-point FG: None Attempted.

WATSON, JAMIE #3

6-7 GUARD/FORWARD • SOUTH CAROLINA '94 • BORN 2/23/72 • SIGNED 10-DAY CONTRACT 3/11/97 • SIGNED SECOND 10-DAY CONTRACT 3/21/97 • RELEASED 3/31/97

YEAR	GP-GS	MIN	AVG	FGM-FGA	PCT	FTM-FTA	PCT	- REBOUNDS -			AVG	AST	PF-D	STL	TO	BLK	PTS	AVG	HI
								OFF	DEF	TOT									
96-97	10-6	211	21.1	20-47	.426	2-4	.500	14	15	29	2.9	23	18-0	11	15	2	45	4.5	10

THREE-POINT FG: 3-9 (.333)

WENNINGTON, BILL #23

7-0 FORWARD/CENTER • D-1985 1ST RND (16TH OVERALL) • ST. JOHN'S '85 • BORN 4/26/63 • TRADED TO SACRAMENTO WITH INDIANA'S 1990 FIRST AND DALLAS' 1990 FIRST FOR RODNEY MCCRAY AND TWO SECOND-ROUND CHOICES 6/26/90

YEAR	GP-GS	MIN	AVG	FGM-FGA	PCT	FTM-FTA	PCT	- REBOUNDS -			AVG	AST	PF-D	STL	TO	BLK	PTS	AVG	HI
								OFF	DEF	TOT									
85-86	56-3	562	10.0	72-153	.471	45-62	.726	32	100	132	2.4	21	83-0	11	21	22	189	3.4	15
86-87	58-0	560	9.7	56-132	.424	45-60	.750	53	76	129	2.2	24	95-0	13	39	10	157	2.7	10
87-88	30-0	125	4.2	25-49	.510	12-19	.632	14	25	39	1.3	4	33-0	5	9	9	63	2.1	10
88-89	65-9	1074	16.5	119-275	.433	61-82	.744	82	204	286	4.4	46	211-3	16	54	35	300	4.6	21
89-90	60-2	814	13.6	105-234	.449	60-75	.800	64	134	198	3.3	41	144-2	20	50	21	270	4.5	14
TOT	269-14	3135	11.7	377-843	.447	223-298	.748	245	539	784	2.9	136	566-5	65	173	97	979	3.6	21

THREE-POINT FG: '85-86, 0-4 (.000); '86-87, 0-2 (.000); '87-88, 1-2 (.500); '88-89, 1-9 (.111); '89-90, 0-4 (.000). TOTAL, 2-21 (.095)

NBA PLAYOFF STATISTICS

YEAR	GP-GS	MIN	AVG	FGM-FGA	PCT	FTM-FTA	PCT	- REBOUNDS -			AVG	AST	PF-D	STL	TO	BLK	PTS	AVG	HI
								OFF	DEF	TOT									
85-86	6-0	18	3.0	2-6	.333	2-2	1.000	4	1	5	0.8	0	4-0	0	0	7	1.2	3	
86-87	4-0	47	11.8	6-12	.500	3-5	.600	4	6	10	2.5	4	9-0	0	3	3	15	3.8	10
87-88	6-0	14	2.3	0-4	.000	0-0	—	3	1	4	0.7	1	5-0	1	1	0	0	0.0	0
89-90	3-0	25	8.3	1-5	.200	0-0	—	0	3	3	1.0	1	5-0	0	2	1	2	0.7	2
TOT	9-0	104	5.5	9-27	.333	5-7	.714	11	11	22	1.2	6	23-0	1	6	4	24	1.3	10

THREE-POINT FG: '85-86, 1-1 (1.000); '86-87, NONE ATTEMPTED; '87-88, NONE ATTEMPTED; '89-90, NONE ATTEMPTED. TOTAL, 1-1 (1.000)

WEST, MARK #45

6-10 CENTER • D-1983 2ND RND (30TH OVERALL) • OLD DOMINION '83 • BORN 11/5/60 • WAIVED 10/23/84

YEAR	GP-GS	MIN	AVG	FGM-FGA	PCT	FTM-FTA	PCT	- REBOUNDS -			AVG	AST	PF-D	STL	TO	BLK	PTS	AVG	HI
								OFF	DEF	TOT									
83-84	34-0	202	5.9	15-42	.357	7-22	.318	19	27	46	1.4	13	55-0	1	12	15	37	1.1	6

Three-point FG: None Attempted.

NBA PLAYOFF STATISTICS

YEAR	GP-GS	MIN	AVG	FGM-FGA	PCT	FTM-FTA	PCT	- REBOUNDS -			AVG	AST	PF-D	STL	TO	BLK	PTS	AVG	HI
								OFF	DEF	TOT									
83-84	4-0	32	8.0	5-9	.556	2-3	.667	0	7	7	1.8	3	11-1	0	3	3	12	3.0	5

Three-point FG: None Attempted.

WELLS, BUBBA #35

6-5 FORWARD/GUARD • D-1997 2ND RND (35TH OVERALL) • AUSTIN PEAY '97 • BORN 7/26/74 • TRADED TO PHOENIX WITH MARTIN MÜRSEPP, THE DRAFT RIGHTS TO PAT GARRITY AND A FUTURE DRAFT CHOICE FOR STEVE NASH 6/24/98

YEAR	GP-GS	MIN	AVG	FGM-FGA	PCT	FTM-FTA	PCT	- REBOUNDS -			AVG	AST	PF-D	STL	TO	BLK	PTS	AVG	HI
								OFF	DEF	TOT									
97-98	39-2	395	10.1	48-116	.414	31-43	.721	22	46	68	1.7	34	40-1	15	31	4	128	3.3	21

THREE-POINT FG: '97-98, 1-6 (.167)



WHITE, RANDY #33 (1989-94), #52 (1992-93)

6-8 FORWARD • D-1989 1ST RND (8TH OVERALL) • LOUISIANA TECH '89 • BORN 11/4/67 • RIGHTS RENOUNCED 9/2/94

YEAR	GP-GS	MIN	AVG	FGM-FGA	PCT	FTM-FTA	- REBOUNDS -					PF-D	STL	TO	BLK	PTS	AVG	HI	
							PCT	OFF	DEF	TOT	AVG								
89-90	55-21	707	12.9	93-252	.369	50-89	.562	78	95	173	3.1	21	124-0	24	47	6	237	4.3	18
90-91	79-29	1901	24.1	265-665	.398	159-225	.707	173	331	504	6.4	63	308-6	81	131	44	695	8.8	24
91-92	65-12	1021	15.7	145-382	.380	124-162	.765	96	140	236	3.6	31	157-1	31	68	22	418	6.4	20
92-93	64-20	1433	22.4	235-540	.435	138-184	.750	154	216	370	5.8	49	226-4	63	108	45	618	9.7	31
93-94	18-31	320	17.8	45-112	.402	19-33	.576	30	53	83	4.6	11	46-0	10	18	10	115	6.4	17
TOT	281-661	5382	19.2	783-1951	.401	490-693	.707	531	835	1366	4.9	175	861-11	209	372	127	2083	7.4	31

THREE-POINT FG: '89-90, 1-14 (.071); '90-91, 6-37 (.162); '91-92, 4-27 (.148); '92-93, 10-42 (.238); '93-94, 6-20 (.300). TOTAL, 27-140 (.193)

NBA PLAYOFF STATISTICS																			
YEAR	GP-GS	MIN	AVG	FGM-FGA	PCT	FTM-FTA	PCT	OFF	DEF	TOT	AVG	AST	PF-D	STL	TO	BLK	PTS	AVG	HI
89-90	1-0	2	2.0	0-0	—	0-0	—	0	0	0	0.0	0	0-0	0	0	0	0	0.0	0

Three-point FG: None Attempted.

WHITEHEAD, JEROME #54

6-10 FORWARD/CENTER • DISPERSAL CHOICE FROM UTAH • MARQUETTE '78 • BORN 11/30/56 • TRADED TO CLEVELAND WITH RICHARD WASHINGTON FOR BILL ROBINZINE, ATLANTA'S 1983 FIRST AND CLEVELAND'S 1986 FIRST-ROUND CHOICE 10/30/80

YEAR	GP-GS	MIN	AVG	FGM-FGA	PCT	FTM-FTA	- REBOUNDS -					PF-D	STL	TO	BLK	PTS	AVG	HI	
							PCT	OFF	DEF	TOT	AVG								
80-81	7-4	118	16.9	16-38	.421	5-11	.455	8	20	28	4.0	2	16-0	4	11	1	37	5.3	14

Three-point FG: None Attempted.

WILEY, MORLON #20

6-4 GUARD • D-1988 2ND RND (46TH OVERALL) • LONG BEACH STATE '88 • BORN 9/24/66 • CHOSEN BY ORLANDO IN EXPANSION DRAFT 6/15/89 • SIGNED 10-DAY CONTRACT 2/16/93 • SIGNED FOR REMAINDER OF SEASON 3/8/93 • SIGNED ONE-YEAR CONTRACT 10/7/93 • WAIVED 11/2/93 • SIGNED FOR REMAINDER OF SEASON 3/31/94 • SIGNED ONE-YEAR CONTRACT 10/6/94 • TRADED TO HOUSTON WITH 1995 SECOND-ROUND CHOICE FOR SCOTT BROOKS 2/23/95

YEAR	GP-GS	MIN	AVG	FGM-FGA	PCT	FTM-FTA	- REBOUNDS -					PF-D	STL	TO	BLK	PTS	AVG	HI	
							PCT	OFF	DEF	TOT	AVG								
88-89	51-1	408	8.0	46-114	.404	13-16	.813	13	34	47	1.5	176	61-0	25	34	6	111	2.2	10
92-93	33-13	641	19.4	70-173	.405	12-18	.667	20	36	56	3.0	100	78-2	39	51	1	191	5.8	15
93-94	12-0	124	10.3	6-21	.286	0-0	—	0	6	6	1.3	16	17-0	13	11	0	14	1.2	5
94-95	38-2	407	10.7	47-111	.423	7-10	.700	6	33	39	1.8	69	44-0	21	19	1	130	3.4	14
TOT	134-16	1580	11.8	169-419	.403	32-44	.727	39	109	148	1.9	261	200-2	98	115	8	446	3.3	15

Three-point FG: '88-89, 6-24 (.250); '92-93, 39-103 (.379); '93-94, 2-6 (.333); '94-95, 29-75 (.387). Total, 76-208 (.365)

WILLIAMS, DERON #8

6-3 GUARD • ILLINOIS • BORN 6/26/84 • FREE AGENT SIGNEE 7/14/15 • RE-SIGNED 7/8/16 • WAIVED 2/23/17

YEAR	GP-GS	MIN	AVG	FGM-FGA	PCT	FTM-FTA	- REBOUNDS -					PF-D	STL	TO	BLK	PTS	AVG	HI	
							PCT	OFF	DEF	TOT	AVG								
15-16	65-63	2106	32.4	321-775	.414	179-206	.869	19	171	190	2.9	378	155-0	61	150	14	918	14.1	31
16-17	40-40	1171	29.3	195-453	.430	69-84	.821	13	89	102	2.6	274	96-1	25	98	2	522	13.1	25
TOT	105-103	3277	31.2	516-1228	.420	248-290	.855	32	260	292	2.8	652	251-1	86	248	16	1440	13.7	31

Three-point FG: '15-16, 97-282 (.344); '16-17, 63-181 (.348). Total, 160-463 (.346)

NBA PLAYOFF STATISTICS																			
YEAR	GP-GS	MIN	AVG	FGM-FGA	PCT	FTM-FTA	PCT	OFF	DEF	TOT	AVG	AST	PF-D	STL	TO	BLK	PTS	AVG	HI
15-16	3-3	49	16.4	6-18	.333	0-0	—	0	2	2	0.7	8	6-0	1	7	0	15	5.0	13

Three-point FG: 3-7 (.429)

WILLIAMS, HERB #32

6-11 FORWARD/CENTER • OHIO STATE '81 • BORN 2/16/58 • ACQUIRED FROM INDIANA FOR DETLEF SCHREMPF AND DALLAS' 1990 SECOND-ROUND CHOICE 2/21/89 • COMPLETED CONTRACT 4/92

YEAR	GP-GS	MIN	AVG	FGM-FGA	PCT	FTM-FTA	- REBOUNDS -					PF-D	STL	TO	BLK	PTS	AVG	HI	
							PCT	OFF	DEF	TOT	AVG								
88-89	30-20	903	30.1	78-197	.396	43-68	.632	48	149	197	6.6	36	80-2	15	41	54	199	6.6	15
89-90	81-19	2199	27.1	295-665	.444	108-159	.679	76	315	391	4.8	119	243-4	51	106	106	700	8.6	21
90-91	60-36	1832	30.5	332-655	.507	83-130	.638	86	271	357	6.0	95	197-3	30	113	88	747	12.5	31
91-92	75-26	2040	27.2	367-851	.431	124-171	.725	106	348	454	6.1	94	189-2	35	114	98	859	11.5	26
TOT	246-101	6974	28.3	1072-2368	.453	358-528	.678	316	1083	1399	5.7	344	709-11	131	374	346	2505	10.2	31

THREE-POINT FG: '88-89, 0-2 (.000); '89-90, 2-9 (.222); '90-91, 0-4 (.000); '91-92, 1-6 (.167). TOTAL, 3-21 (.143)

NBA PLAYOFF STATISTICS																			
YEAR	GP-GS	MIN	AVG	FGM-FGA	PCT	FTM-FTA	PCT	OFF	DEF	TOT	AVG	AST	PF-D	STL	TO	BLK	PTS	AVG	HI
89-90	3-0	81	27.0	14-23	.609	13-16	.813	4	9	13	4.3	5	16-1	1	3	2	41	13.7	17

Three-point FG: None Attempted.

**WILLIAMS, JOHN "HOT ROD" #18**

6-11 CENTER • TULANE '85 • BORN 8/9/62 • FREE AGENT SIGNEE 1/22/99 • TRADED TO BOSTON WITH ROBERT PACK AND CASH FOR DANA BARROS (PART OF 4-TEAM, 9-PLAYER TRADE) 8/16/00

YEAR	GP-GS	MIN	AVG	FGM-FGA	PCT	FTM-FTA	- REBOUNDS -				AVG	AST	PF-D	STL	TO	BLK	PTS	AVG	HI	
							PCT	OFF	DEF	TOT										
98-99	25-1	1	403	16.1	11-33	.333	7-10	.700	36	47	83	3.3	15	49-0	13	13	18	29	1.2	6
99-00	DID NOT PLAY-INJURED																			

THREE-POINT FG: NONE ATTEMPTED Three-point FG: None Attempted.

WILLIAMS, LORENZO #44

6-9 CENTER/FORWARD • STETSON '91 • BORN 7/15/69 • FREE AGENT SIGNEE 2/14/94 • RIGHTS RENOUNCED 7/17/96

YEAR	GP-GS	MIN	AVG	FGM-FGA	PCT	FTM-FTA	- REBOUNDS -				AVG	AST	PF-D	STL	TO	BLK	PTS	AVG	HI
							PCT	OFF	DEF	TOT									
93-94	34-11	678	19.9	48-103	.466	12-28	.429	92	117	209	6.1	23	87-0	15	21	41	108	3.2	11
94-95	82-81	2383	29.1	145-304	.477	38-101	.376	291	399	690	8.4	124	306-6	52	105	148	328	4.0	19
95-96	65-61	1806	27.8	87-214	.407	24-70	.343	234	287	521	8.0	85	226-9	48	78	122	198	3.0	10
TOT	181-153	4867	26.9	280-621	.451	74-199	.372	617	803	1420	7.8	232	619-15	115	204	311	634	3.5	19

THREE-POINT FG: '93-94, NONE ATTEMPTED; '94-95, NONE ATTEMPTED; '95-96, 0-1 (.000). TOTAL: 0-1 (.000)

WILLIAMS, SCOTT #42

6-10 CENTER • NORTH CAROLINA '90 • BORN 3/21/68 • AWARDED TO DALLAS ON A WAIVER CLAIM 1/30/04 • COMPLETED CONTRACT 6/1/04

YEAR	GP-GS	MIN	AVG	FGM-FGA	PCT	FTM-FTA	- REBOUNDS -				AVG	AST	PF-D	STL	TO	BLK	PTS	AVG	HI
							PCT	OFF	DEF	TOT									
03-04	27-11	260	9.6	37-85	.435	7-14	.500	15	45	60	2.2	17	95-0	20	16	16	198	4.6	16
THREE-POINT FG: 0-1 (.000)																			

YEAR	GP-GS	MIN	AVG	FGM-FGA	PCT	FTM-FTA	NBA PLAYOFF STATISTICS				AVG	AST	PF-D	STL	TO	BLK	PTS	AVG	HI
							PCT	OFF	DEF	TOT									
03-04	3-0	11	3.7	0-4	.000	0-0	.000	2	2	4	1.3	0	3-0	0	0	1	0	0.0	0
Three-point FG: None Attempted.																			

WILLIAMS, SEAN #32

6-10 FORWARD/CENTER • BOSTON COLLEGE • BORN 9/13/86 • FREE AGENT SIGNEE 12/21/11 • WAIVED 3/22/12

YEAR	GP-GS	MIN	AVG	FGM-FGA	PCT	FTM-FTA	- REBOUNDS -				AVG	AST	PF-D	STL	TO	BLK	PTS	AVG	HI
							PCT	OFF	DEF	TOT									
11-12	8-0	65	8.1	12-16	.750	5-6	.833	9	4	13	1.6	2	14-0	1	7	5	29	3.6	12
Three-point FG: None Attempted.																			

WILLIAMS, SHAWNE #4

6-9 FORWARD • MEMPHIS '09 • BORN 2/16/86 • TRADED TO DALLAS FROM INDIANA IN EXCHANGE FOR EDDIE JONES (10/10/08) • TRADED TO NEW JERSEY ALONG WITH KRIS HUMPHRIES FOR EDUARDO NAJERA 1/11/10

YEAR	GP-GS	MIN	AVG	FGM-FGA	PCT	FTM-FTA	- REBOUNDS -				AVG	AST	PF-D	STL	TO	BLK	PTS	AVG	HI
							PCT	OFF	DEF	TOT									
08-09	15-0	170	11.3	16-56	.286	9-11	.818	19	27	46	3.1	2	19-0	2	5	9	42	2.8	7
09-10	DID NOT PLAY																		
TOT	15-0	170	11.3	16-56	.286	9-11	.818	19	27	46	3.1	2	19-0	2	5	9	42	2.8	7

THREE-POINT FG: '08-09, 1-17 (.059); '09-10, NONE ATTEMPTED. TOTAL, 1-17 (.059).

WILLIAMS, WALT #43

6-8 GUARD/FORWARD • MARYLAND '92 • BORN 4/16/70 • FREE AGENT SIGNEE 10/18/02 • COMPLETED CONTRACT 5/03

YEAR	GP-GS	MIN	AVG	FGM-FGA	PCT	FTM-FTA	- REBOUNDS -				AVG	AST	PF-D	STL	TO	BLK	PTS	AVG	HI
							PCT	OFF	DEF	TOT									
02-03	66-1	1161	17.6	134-341	.393	31-50	.620	53	154	207	3.1	59	141-0	42	35	26	363	5.5	18
THREE-POINT FG: 64-171 (.374)																			

YEAR	GP-GS	MIN	AVG	FGM-FGA	PCT	FTM-FTA	NBA PLAYOFF STATISTICS				AVG	AST	PF-D	STL	TO	BLK	PTS	AVG	HI
							PCT	OFF	DEF	TOT									
02-03	15-3	227	15.1	32-81	.395	7-7	1.000	12	31	43	2.9	15	28-0	5	17	12	85	5.7	17
THREE-POINT FG: 14-41 (.341)																			

**WILLIS, KEVIN #44**

7-0 CENTER • MICHIGAN STATE '84 • BORN 9/6/62 • FREE AGENT SIGNEE 4/2/07 • COMPLETED CONTRACT 5/07

YEAR	GP-GS	MIN	AVG	FGM-FGA	PCT	FTM-FTA	PCT	- REBOUNDS -			AVG	AST	PF-D	STL	TO	BLK	PTS	AVG	HI
								OFF	DEF	TOT									
06-07	5-0	43	8.6	5-13	.385	2-2	1.000	2	6	8	1.6	1	11-0	2	2	1	12	2.4	6

Three-point FG: None Attempted.

WITHEY, JEFF #17

7-0 CENTER • KANSAS • BORN 3/7/90 • FREE AGENT SIGNEE 8/21/17 • WAIVED 12/19/17

YEAR	GP-GS	MIN	AVG	FGM-FGA	PCT	FTM-FTA	PCT	- REBOUNDS -			AVG	AST	PF-D	STL	TO	BLK	PTS	AVG	HI
								OFF	DEF	TOT									
17-18	10-0	39	3.9	6-16	.375	1-2	.500	1	9	10	1.0	0	3-0	0	2	3	15	1.5	4

Three-point FG: 2-10 (.200)

WOOD, AL #4

6-6 GUARD • NORTH CAROLINA '81 • BORN 6/2/58 • ACQUIRED FROM SEATTLE FOR DALE ELLIS 7/23/86 • WAIVED 11/17/87

YEAR	GP-GS	MIN	AVG	FGM-FGA	PCT	FTM-FTA	PCT	- REBOUNDS -			AVG	AST	PF-D	STL	TO	BLK	PTS	AVG	HI
								OFF	DEF	TOT									
86-87	54-0	657	12.2	121-310	.390	109-139	.784	39	55	94	1.7	34	83-0	19	34	11	358	6.6	25

Three-point FG: 7-25 (.280)

WOOD, DAVID #10

6-9 FORWARD • NEVADA-RENO '87 • BORN 11/30/64 • FREE AGENT SIGNEE 2/1/96 • RIGHTS RENOUNCED 7/17/96

YEAR	GP-GS	MIN	AVG	FGM-FGA	PCT	FTM-FTA	PCT	- REBOUNDS -			AVG	AST	PF-D	STL	TO	BLK	PTS	AVG	HI
								OFF	DEF	TOT									
95-96	37-0	642	17.4	67-154	.435	29-40	.725	42	91	133	3.6	27	118-5	16	19	9	182	4.9	19

Three-point FG: 19-59 (.322)

WRIGHT, ANTOINE #21

6-7 GUARD/FORWARD • TEXAS A&M '05 • 2/6/84 • ACQUIRED WITH JASON KIDD AND MALIK ALLEN FROM NEW JERSEY FOR DEVIN HARRIS, TRENTON HASSELL, KEITH VAN HORN, MAURICE AGER, DESAGANA DIOP AND TWO FIRST-ROUND PICKS 2/19/08 • TRADED WITH DEVEAN GEORGE TO TORONTO FOR SHAWN MARION, KRIS HUMPHRIES, NATHAN JAWAI AND CASH CONSIDERATIONS IN A DEAL THAT ALSO SENT GREG BUCKNER TO DALLAS FROM MEMPHIS IN EXCHANGE FOR JERRY STACKHOUSE AND CASH CONSIDERATIONS, A SECOND-ROUND PICK AND CASH CONSIDERATIONS FROM TORONTO TO MEMPHIS, AND HEDO TURKOGLU FROM ORLANDO TO TORONTO FOR CASH CONSIDERATIONS FROM DALLAS AND TORONTO 7/9/09

YEAR	GP-GS	MIN	AVG	FGM-FGA	PCT	FTM-FTA	PCT	- REBOUNDS -			AVG	AST	PF-D	STL	TO	BLK	PTS	AVG	HI
								OFF	DEF	TOT									
07-08	15-0	176	11.7	21-42	.500	5-9	.556	5	17	22	1.5	13	22-0	2	11	4	52	3.5	7
08-09	65-53	1552	23.9	179-431	.415	71-95	.747	31	105	136	2.1	77	172-2	46	54	27	474	7.3	24
TOT	80-53	1728	21.6	200-473	.423	76-104	.731	36	122	158	2.0	90	194-2	48	65	31	526	6.6	24

THREE-POINT FIELD GOALS: '07-08, 5-9 (.556); '08-09, 45-149 (.302). TOTAL, 50-158 (.316)

NBA PLAYOFF STATISTICS

YEAR	GP-GS	MIN	AVG	FGM-FGA	PCT	FTM-FTA	PCT	- REBOUNDS -			AVG	AST	PF-D	STL	TO	BLK	PTS	AVG	HI
								OFF	DEF	TOT									
07-08	1-0	7	7.0	0-0	---	0-0	---	0	1	1	1.0	0	0-0	0	2	0	0	0.0	0
08-09	10-5	167	16.7	21-43	.488	9-11	.818	5	8	13	1.3	10	30-0	3	4	2	59	5.9	10
TOT	11-5	174	15.8	21-43	.488	9-11	.818	5	9	14	1.3	10	30-0	3	6	2	59	5.4	10

THREE-POINT FG: '07-08, NONE ATTEMPTED; '08-09, 9-21 (.429). TOTAL, 9-21 (.429)

**WRIGHT, BRANDAN #34**

6-10 CENTER/FORWARD • NORTH CAROLINA • BORN 10/5/87 • FREE AGENT SIGNEE 12/9/11 • RE-SIGNED 7/25/13 • TRADED WITH JAE CROWDER, JAMEER NELSON, A 2015 FIRST ROUND PICK AND A 2016 SECOND ROUND PICK TO BOSTON IN EXCHANGE FOR RAJON RONDO AND DWIGHT POWELL 12/18/14

YEAR	GP-GS	MIN	AVG	FGM-FGA	PCT	FTM-FTA	PCT	- REBOUNDS -				AVG	AST	PF-D	STL	TO	BLK	PTS	AVG	HI
								OFF	DEF	TOT										
11-12	49-0	791	16.1	144-233	.618	52-82	.634	62	112	174	3.6	13	61-0	22	21	63	340	6.9	17	
12-13	64-16	1149	18.0	241-404	.597	59-96	.615	85	175	260	4.1	38	78-0	26	34	76	541	8.5	23	
13-14	58-0	1077	18.6	224-331	.677	77-106	.726	102	142	244	4.2	31	94-0	32	35	55	525	9.1	23	
14-15	27-0	505	18.7	101-135	.748	36-48	.750	51	59	110	4.1	10	44-0	17	13	42	238	8.8	14	
TOT	198-16	3522	17.8	710-1103	.644	224-332	.675	300	488	788	4.0	92	277-0	97	103	236	1644	8.3	23	

Three-point FG: '11-12, 0-1 (.000); '12-13, 0-3 (.000); '13-14, None Attempted; '14-15, None Attempted. Total, 0-4 (.000)

NBA PLAYOFF STATISTICS

YEAR	GP-GS	MIN	AVG	FGM-FGA	PCT	FTM-FTA	PCT	- REBOUNDS -				AVG	AST	PF-D	STL	TO	BLK	PTS	AVG	HI
								OFF	DEF	TOT										
11-12	4-0	27	6.8	2-5	.400	1-2	.500	2	3	5	1.3	0	4-0	1	3	1	5	1.3	2	
13-14	6-0	90	15.0	15-18	.833	3-6	.500	5	7	12	2.0	8	8-0	2	2	6	33	5.5	11	
TOT	10-0	117	11.7	17-23	.739	4-8	.500	7	10	17	1.7	8	12-0	3	5	7	38	3.8	11	

Three-point FG: None Attempted.

WRIGHT, CHRIS #8

6-1 GUARD • GEORGETOWN • BORN 11/4/89 • SIGNED TO A 10-DAY CONTRACT BY DALLAS 3/13/13 • CONTRACT EXPIRED 3/25/13

YEAR	GP-GS	MIN	AVG	FGM-FGA	PCT	FTM-FTA	PCT	- REBOUNDS -				AVG	AST	PF-D	STL	TO	BLK	PTS	AVG	HI
								OFF	DEF	TOT										
12-13	3-0	4	1.3	1-2	.500	0-0	---	0	0	0	0.0	0	0-0	0	1	0	2	0.7	2	

Three-point FG: None Attempted.

WRIGHT, HOWARD #34

6-8 FORWARD • STANFORD '89 • BORN 12/20/67 • SIGNED 10-DAY CONTRACT 1/5/91 • SIGNED SECOND 10-DAY CONTRACT 1/15/91 • RELEASED 1/23/91

YEAR	GP-GS	MIN	AVG	FGM-FGA	PCT	FTM-FTA	PCT	- REBOUNDS -				AVG	AST	PF-D	STL	TO	BLK	PTS	AVG	HI
								OFF	DEF	TOT										
90-91	3-0	8	2.7	2-3	.667	2-2	1.000	1	1	2	0.7	0	2-0	1	0	0	6	2.0	4	

Three-point FG: 0-1 (.000)

YI, JIANLIAN #9

7-0 FORWARD • CHINA • BORN 10/27/87 • FREE AGENT SIGNEE 1/6/12 • COMPLETED CONTRACT 6/30/12 SIGNED BY THE LAKERS 8/6/90

YEAR	GP-GS	MIN	AVG	FGM-FGA	PCT	FTM-FTA	PCT	- REBOUNDS -				AVG	AST	PF-D	STL	TO	BLK	PTS	AVG	HI
								OFF	DEF	TOT										
11-12	30-0	203	6.8	31-82	.378	14-21	.667	12	37	49	1.6	5	23-0	7	14	8	79	2.6	8	

THREE-POINT FG: 3-10 (.300)

NBA PLAYOFF STATISTICS

YEAR	GP-GS	MIN	AVG	FGM-FGA	PCT	FTM-FTA	PCT	- REBOUNDS -				AVG	AST	PF-D	STL	TO	BLK	PTS	AVG	HI
								OFF	DEF	TOT										
11-12	1-0	5	5.0	1-3	.333	0-1	.000	0	2	2	2.0	0	0-0	1	0	0	2	2.0	2	

THREE-POINT FG: 0-1 (.000)



DRAFT RECAPS

2018 DRAFT

RD	OVERALL	PLAYER	POS.	HT.	COLLEGE
1#	5	TRAE YOUNG	G	6-2	OKLAHOMA
2	33	JALEN BRUNSON	G	6-3	VILLANOVA
2\$	54	SHAKE MILTON	G	6-6	SMU

DRAFT RIGHTS TRADED TO ATLANTA FOR THE DRAFT RIGHTS TO LUKA DONCIC (3RD OVERALL PICK) AND A PROTECTED 2019 FIRST ROUND PICK.

\$ DRAFT RIGHTS TRADED TO PHILADELPHIA FOR THE DRAFT RIGHTS TO THE 56TH OVERALL PICK RAY SPALDING AND THE 60TH OVERALL SELECTION KOSTAS ANTETOKOUNMPO.

2017 DRAFT

RD	OVERALL	PLAYER	POS.	HT.	COLLEGE
1	9	DENNIS SMITH JR.	G	195	NORTH CAROLINA STATE

2016 DRAFT

RD	OVERALL	PLAYER	POS.	HT.	COLLEGE
2	46	A.J. HAMMONS	C	7-0	PURDUE

2015 DRAFT

RD	OVERALL	PLAYER	POS.	HT.	COLLEGE
1	21	JUSTIN ANDERSON	G	6-6	VIRGINIA
2	52	SATNAM SINGH	C	7-2	INDIA

2014 DRAFT

RD	OVERALL	PLAYER	POS.	HT.	COLLEGE
NO SELECTIONS					

2013 DRAFT

RD	OVERALL	PLAYER	POS.	HT.	COLLEGE
1#	13	KELLY OLYNYK	C	7-0	GONZAGA
2\$	44	MIKE MUSCALA	F	6-11	BUCKNELL

DRAFT RIGHTS TRADED TO BOSTON FOR THE DRAFT RIGHTS TO LUCAS NOGUEIRA (16TH SELECTION) AND TWO FUTURE SECOND-ROUND PICKS.

\$ DRAFT RIGHTS TRADED TO ATLANTA WITH THE DRAFT RIGHTS TO LUCAS NOGUEIRA (16TH SELECTION) AND JARED CUNNINGHAM FOR THE DRAFT RIGHTS TO SHANE LARKIN (18TH SELECTION).

2012 DRAFT

RD	OVERALL	PLAYER	POS.	HT.	COLLEGE
1#	17	TYLER ZELLER	C	7-0	NORTH CAROLINA
2\$	55	DARIUS JOHNSON-ODOM	G	6-2	MARQUETTE

DRAFT RIGHTS TRADED TO CLEVELAND FOR THE DRAFT RIGHTS TO JARED CUNNINGHAM (24TH SELECTION), BERNARD JAMES (33RD PICK) AND JAE CROWDER (34TH SELECTION).

\$ DRAFT RIGHTS TRADED TO L.A. LAKERS FOR CASH CONSIDERATIONS.

**2011 DRAFT**

RD	OVERALL	PLAYER	POS.	HT.	COLLEGE
1#	26	JORDAN HAMILTON	F	6-7	TEXAS
2#	57	TANGUY NGOMBO	G	6-4	CONGO

ACQUIRED RUDY FERNANDEZ ALONG WITH THE RIGHTS TO PETERI KOPONEN FROM PORTLAND IN A DEAL THAT SENT THE DRAFT RIGHTS TO JORDAN HAMILTON (26TH OVERALL SELECTION) AND ANDRE MILLER TO DENVER AND ADDITIONALLY, SENT THE DRAFT RIGHTS TO TANGUY NGOMBO (57TH OVERALL SELECTION) AND RAYMOND FELTON TO PORTLAND.

2010 DRAFT

RD	OVERALL	PLAYER	POS.	HT.	COLLEGE
2#	50	SOLOMON ALABI	C	7-1	FLORIDA STATE

DRAFT RIGHTS TRADED TO TORONTO FOR A 2013 SECOND-ROUND PICK AND CASH CONSIDERATIONS.

2009 DRAFT

RD	OVERALL	PLAYER	POS.	HT.	COLLEGE
1#	24	BJ MULLENS	C	7-0	OHIO STATE
2	56	AHMAD NIVINS	F	6-9	SAINT JOSEPH'S

DRAFT RIGHTS TRADED TO OKLAHOMA CITY FOR DRAFT RIGHTS TO RODRIGUE BEAUBOIS (25TH SELECTION) AND A SECOND-ROUND PICK.

2008 DRAFT

RD	OVERALL	PLAYER	POS.	HT.	COLLEGE
2	51	SHAN FOSTER	G	6-6	VANDERBILT

2007 DRAFT

RD	OVERALL	PLAYER	POS.	HT.	COLLEGE
2	34	NICK FAZEKAS	F	7-0	NEVADA-RENO
2	50	RENALDAS SEIBUTIS	G	6-5	LITHUANIA
2#	60	MILOVAN RAKOVIC	F	6-8	NORTH CAROLINA

DRAFT RIGHTS TRADED TO THE ORLANDO MAGIC FOR THE DRAFT RIGHTS TO REYSHAWN TERRY (44TH SELECTION).

2006 DRAFT

RD	OVERALL	PLAYER	POS.	HT.	COLLEGE
1	28	MAURICE AGER	G	6-5	MICHIGAN STATE
2#	58	J.R. PINNOCK	G	6-5	GEORGE WASHINGTON

DRAFT RIGHTS TRADED TO THE L.A. LAKERS FOR A FUTURE SECOND-ROUND PICK.

2005 DRAFT

RD	OVERALL	PLAYER	POS.	HT.	COLLEGE
NO SELECTIONS					

2004 DRAFT

RD	OVERALL	PLAYER	POS.	HT.	COLLEGE
2#	50	VASSILIS SPANOULIS	G	6-4	GREECE

DRAFT RIGHTS TRADED TO HOUSTON FOR THE DRAFT RIGHTS TO LUIS FLORES (55TH SELECTION).

2003 DRAFT

RD	OVERALL	PLAYER	POS.	HT.	COLLEGE
1	29	JOSH HOWARD	G/F	6-7	WAKE FOREST '03
2#	57	XUE YUYANG	C	7-0	CHINA

DRAFT RIGHTS TRADED TO DENVER FOR A 2004 SECOND-ROUND PICK.

**2002 DRAFT**

RD	OVERALL	PLAYER	POS.	HT.	COLLEGE
2	55	MLADEN SEKULARAC	F	6-8	YUGOSLAVIA

2001 DRAFT

RD	OVERALL	PLAYER	POS.	HT.	COLLEGE
2	44	KYLE HILL	G	6-2	EASTERN ILLINOIS '01
2	54	KENNY SATTERFIELD	G	6-2	CINCINNATI '03

2000 DRAFT

RD	OVERALL	PLAYER	POS.	HT.	COLLEGE
1	12	ETAN THOMAS	F	6-9	SYRACUSE '00
2#	31	DAN LANGHI	C	6-11	VANDERBILT '00
2\$	58	PETE MICKEAL	C	6-9	CINCINNATI '00

DRAFT RIGHTS TRADED TO HOUSTON FOR THE RIGHTS TO EDUARDO NAJERA (38TH SELECTION) AND A 2001 SECOND-ROUND PICK

\$ DRAFT RIGHTS TRADED TO NEW YORK ALONG WITH ERICK STRICKLAND FOR THE DRAFT RIGHTS TO DONNELL HARVEY (22ND SELECTION) AND FORWARD JOHN WALLACE.

1999 DRAFT

RD	OVERALL	PLAYER	POS.	HT.	COLLEGE
2	36	WANG ZHIZHI	C	7-1	CHINA
2#	40	GORDAN GIRICEK	G	6-5	CROATIA

TRADED TO SAN ANTONIO ALONG WITH A SECOND-ROUND PICK IN THE 2000 DRAFT FOR THE DRAFT RIGHTS TO LEON SMITH (FIRST-ROUND, 29TH OVERALL).

1998 DRAFT

RD	OVERALL	PLAYER	POS.	HT.	COLLEGE
1#	6	ROBERT TRAYLOR	F-C	6-8	MICHIGAN '99
2	30	ANSU SESAY	F	6-9	MISSISSIPPI '98
2	35	BRUNO SUNDONOV	C	7-2	CROATIA
2	53	GREG BUCKNER	G	6-4	CLEMSON '98

TRADED TO MILWAUKEE FOR THE RIGHTS TO DIRK NOWITZKI AND PAT GARRITY.

1997 DRAFT

RD	OVERALL	PLAYER	POS.	HT.	COLLEGE
1#	15	KELVIN CATO	C	6-11	IOWA STATE '97
2	35	BUBBA WELLS	G	6-5	AUSTIN PEAY '97

TRADED TO PORTLAND FOR THE RIGHTS TO CHRIS ANSTEY AND MONETARY COMPENSATION.

1996 DRAFT

RD	OVERALL	PLAYER	POS.	HT.	COLLEGE
1	9	SAMAKI WALKER	F	6-9	LOUISVILLE '98
2	34	SHAWN HARVEY	G	6-4	W. VA. ST. '96
2	58	DARNELL ROBINSON	C	6-11	ARKANSAS '97

1995 DRAFT

RD	OVERALL	PLAYER	POS.	HT.	COLLEGE
1	12	CHEROKEE PARKS	F-C	6-11	DUKE '95
1	24	LOREN MEYER	C	6-10	IOWA ST. '95

1994 DRAFT

RD	OVERALL	PLAYER	POS.	HT.	COLLEGE
1	2	JASON KIDD	G	6-4	CALIFORNIA '96
1	19	TONY DUMAS	G	6-6	MISSOURI-KC '94
2	28	DEON THOMAS	F	6-8	ILLINOIS '94

**1993 DRAFT**

RD	OVERALL	PLAYER	POS.	HT.	COLLEGE
1	4	JAMAL MASHBURN	F	6-8	KENTUCKY '94
2	28	LUCIOUS HARRIS	G	6-5	LONG BEACH ST. '93
2#	33	ERIC RILEY	C	7-0	MICHIGAN '93

TRADED TO HOUSTON FOR THE RIGHTS TO POPEYE JONES.

1992 DRAFT

RD	OVERALL	PLAYER	POS.	HT.	COLLEGE
1	4	JIM JACKSON	G	6-6	OHIO STATE '93
2	30	SEAN ROOKS	C	6-10	ARIZONA '92

1991 DRAFT

RD	OVERALL	PLAYER	POS.	HT.	COLLEGE
1	6	DOUG SMITH	F	6-10	MISSOURI '91
2	33	DONALD HODGE	C	7-0	TEMPLE '92
2	35	MIKE IUZZOLINO	G	5-11	ST. FRANCIS (PA.) '91

1990 DRAFT

RD	OVERALL	PLAYER	POS.	HT.	COLLEGE
2	49	PHIL HENDERSON	G	6-4	DUKE '90

1989 DRAFT

RD	OVERALL	PLAYER	POS.	HT.	COLLEGE
1	8	RANDY WHITE	F	6-8	LA. TECH '89
2	35	PAT DURHAM	F	6-8	COLORADO ST. '89
2	53	JEFF HODGE	G	6-2	S. ALABAMA '89

1988 DRAFT

RD	OVERALL	PLAYER	POS.	HT.	COLLEGE
2	46	MORLON WILEY	G	6-4	LONG BEACH ST. '88
2	49	JOSE VARGAS	F-C	6-10	LSU '88
3	70	JERRY JOHNSON	G	5-11	FLA. SOUTHERN '88.

1987 DRAFT

RD	OVERALL	PLAYER	POS.	HT.	COLLEGE
1	20	JIM FARMER	G	6-4	ALABAMA '87
2	26	STEVE ALFORD	G	6-2	INDIANA '87
3	66	MIKE RICHMOND	F	6-8	TEXAS-EL PASO '87
4	89	DAVID JOHNSON	F	6-8	OKLAHOMA '87
5	112	SAM HILL	C	6-9	IOWA STATE '87
6	135	QUINTAN GATES	F	6-7	TEXAS-EL PASO '87
7	158	GERALD WHITE	G	6-1	AUBURN '87

1986 DRAFT

RD	OVERALL	PLAYER	POS.	HT.	COLLEGE
1	7	ROY TARPLEY	F	6-11	MICHIGAN '86
2#	25	MARK PRICE	G	6-1	GEORGIA TECH '86
2	35	MILT WAGNER	G	6-5	LOUISVILLE '86
3	62	ANTHONY WELCH	F	6-9	ILLINOIS '86
4	85	MYRON JACKSON	G	6-3	UALR '86
5	108	JAY BILAS	F	6-8	DUKE '86
6	131	GREG ANDERSON	C	6-11	LAMAR '86
7	154	KIM COOKSEY	G	6-3	MIDDLE TENN. ST. '86

TRADED TO CLEVELAND FOR A 1989 SECOND-ROUND CHOICE AND FUTURE CONSIDERATIONS.

**1985 DRAFT**

RD	OVERALL	PLAYER	POS.	HT.	COLLEGE
1	8	DETLEF SCHREMPF	G-F	6-10	WASHINGTON '85
1	16	BILL WENNINGTON	C	7-0	ST. JOHN'S '85
1	17	UWE BLAB	C	7-2	INDIANA '85
2	40	MARK ACRES	F	6-10	ORAL ROBERTS '85
3	50	LEONARD ALLEN	F-C	6-10	SAN DIEGO ST. '85
3	63	HAROLD KEELING	G	6-3	SANTA CLARA '85
4	86	BUBBA JENNINGS	G	5-11	TEXAS TECH '85
5	109	TOMMY DAVIS	G	6-4	MINNESOTA '85
6	132	CARLTON COOPER	G	6-4	TEXAS '85
7	155	ED CATCHINGS	F	6-7	UNLV '85

1984 DRAFT

RD	OVERALL	PLAYER	POS.	HT.	COLLEGE
1	4	SAM PERKINS	F-C	6-10	NO. CAROLINA '84
1	15	TERENCE STANSBURY	G	6-5	TEMPLE '84
2	38	CHARLIE SITTON	F	6-9	OREGON STATE '84
2	40	ANTHONY TEACHEY	F	6-9	WAKE FOREST '84
2	41	TOM SLUBY	G	6-4	NOTRE DAME '84
3	61	JEFF CROSS	C	6-10	MAINE '84
4	84	JOHN HARROCKS	C	7-0	NO. TEXAS ST. '84
5	107	DAVE WILLIAMS	C	7-2	ILL.-CHICAGO '84
6	130	LAVERNE EVANS	G	6-3	MARSHALL '84
7	153	GEORGE TURNER	G	6-2	CAL-IRVINE '84
8	176	LEROY SUTTON	G	6-5	ARKANSAS '84
9	198	JOHN TUDOR	F-G	6-6	LOUISIANA ST. '84
10	220	NAPOLEON JOHNSON	F	6-7	GRAMBLING '84

1983 DRAFT

RD	OVERALL	PLAYER	POS.	HT.	COLLEGE
1	9	DALE ELLIS	F	6-7	TENNESSEE '83
1	11	DEREK HARPER	G	6-4	ILLINOIS '84
2	30	MARK WEST	C	6-10	OLD DOMINION '83
2*	33	DIRK MINNIEFIELD	G	6-3	KENTUCKY '83
4	79	JOHNNY MARTIN	F-C	6-9	N'WESTERN ST. (LA.) '83
5	102	JIMMY LAMPLEY	C	6-10	UA-LITTLE ROCK '83
6	125	BILLY ALLEN	G	6-0	NEVADA-RENO '83
7	148	TERRELL SCHLUNDT	F	6-7	MARQUETTE '83
8	171	BILL SADLER	F	6-6	PEPPERDINE '83
9	194	SHERROD ARNOLD	G	5-11	CHICAGO STATE '83
10	217	CLYDE CORLEY	G-F	6-4	FLA. I'NATIONAL '83

*TRADED TO NEW JERSEY FOR A SECOND-ROUND CHOICE IN 1986 AND THE OPTION TO SWITCH 1987 SECOND-ROUND CHOICE WITH NEW JERSEY.

1982 DRAFT

RD	OVERALL	PLAYER	POS.	HT.	COLLEGE
1	4	BILL GARNETT	F	6-9	WYOMING '82
3	50	CORNY THOMPSON	F	6-8	CONNECTICUT '82
4	73	RUDY WOODS	C	6-11	TEXAS A&M '82
5	96	KENNY ARNOLD	G	6-2	IOWA '82
6	119	WAYNE WAGGONER	G	6-4	N'WESTERN ST. (LA.) '83
7	142	BOB GRADY	C	6-9	NORTHWESTERN '82
8	165	KEITH PETERSON	F	6-6	ARKANSAS '82
9	188	RALPH MCPHERSON	C-F	6-9	UT-ARLINGTON '82
10	211	ALBERT CULTON	F	6-7	UT-ARLINGTON '82



1981 DRAFT

RD	OVERALL	PLAYER	POS.	HT.	COLLEGE
1	1	MARK AGUIRRE	F	6-6	DEPAUL '82
1	9	ROLANDO BLACKMAN	G	6-6	KANSAS STATE '81
2	24	JAY VINCENT	F	6-7	MICHIGAN ST. '81
2	43	ELSTON TURNER	F	6-5	MISSISSIPPI '81
3	47	ART HOUSEY	C	6-10	KANSAS '81
4	70	EDDIE MOSS	G	6-2	SYRACUSE '81
5	93	PETE BUDKO	F	6-9	NO. CAROLINA '81
6	116	KARL BANKOWSKI	F	6-7	UTAH '81
7	139	DANNY DAVIS	F	6-7	UNC-WILMINGTON '81
8	162	DAVID KENNEDY	G	6-2	CINCINNATI '81
9	185	JOHN HOLLINDEN	C	7-6	EVANSVILLE '81
10	208	SCOTT BOSANKO	G	6-4	NO. STATE (S.D.) '81

1980 DRAFT

RD	OVERALL	PLAYER	POS.	HT.	COLLEGE
1	11	KIKI VANDEWEGHE	F	6-8	UCLA '80
2	34	ROOSEVELT BOUIE	C	6-11	SYRACUSE '80
3	57	DAVID BRITTON	G	6-4	TEXAS A&M '80
4	80	DAVID JOHNSON	F	6-8	WEBER STATE '80
5	103	DARRELL ALLUMS	F	6-8	UCLA '80
6	126	LEROY JACKSON	G	6-3	CAMERON (OK.) '80
7	149	TONY FORCH	G	6-5	MIDWESTERN STATE '80
8	169	CLARENCE KEA	F	6-7	LAMAR '80
9	189	KEN WILLIAMS	G	6-1	HOUSTON '80
10	206	TOM MORGAN	F	6-6	CS FULLERTON '80



ALL-TIME TRANSACTIONS

2017-18

- June 22: Selected Dennis Smith Jr. in the first round (ninth overall pick) of the 2017 NBA Draft.
- 28: Traded DeAndre Liggins to Houston in exchange for cash considerations.
- 29: Traded Jarrod Uthoff to Houston in exchange for cash considerations.
- July 3: Signed free agent Johnathan Motley to a two-way contract.
- 5: Signed first round pick Dennis Smith Jr.
- 6: Re-signed Dirk Nowitzki.
- 7: Acquired Josh McRoberts, a future second round pick and cash considerations from Miami in exchange for A.J. Hammons.
- 13: Signed free agent Maxi Kleber.
- 20: Waived Nicolas Brussino.
- Aug. 1: Signed free agent Gian Clavell.
- 3: Signed free agent Brandon Ashley.
- 7: Signed free agent PJ Dozier.
- 9: Signed free agent Maalik Wayns.
- 21: Signed free agent Jeff Withey.
- 28: Signed Nerlens Noel.
- Oct. 13: Waived Brandon Ashley. Signed free agent Jameel Warney.
- 14: Waived PJ Dozier, Jameel Warney and Maalik Wayns.
- 16: Exercised the two-way player conversion option in the contract of Gian Clavell.
- Nov. 17: Waived Gian Clavell. Signed free agent Antonius Cleveland to a two-way contract.
- Dec. 19: Waived Antonius Cleveland and Jeff Withey. Signed free agent Kyle Collinsworth to a two-way contract.
- Jan. 10: Waived Kyle Collinsworth. Awarded two-way forward Jalen Jones via waiver claim.
- 13: Signed free agent Kyle Collinsworth to a 10-day contract.
- 24: Signed Kyle Collinsworth to a second 10-day contract.
- Feb. 1: Assigned Kyle Collinsworth to the Texas Legends (G League).
- 8: Signed free agent Kyle Collinsworth. As part of a three-team trade, acquired Doug McDermott from New York in a deal that sent Devin Harris from Dallas to Denver, Emmanuel Mudiay from Denver to New York, a 2018 second round pick from the Knicks to the Nuggets, and a 2018 second round pick from the Nuggets to the Mavericks.
- 10: Waived Josh McRoberts.
- 26: Signed free agent Scotty Hopson to a 10-day contract.
- Mar. 11: Signed free agent Jameel Warney to a 10-day contract.
- 22: Signed free agent Aaron Harrison to a 10-day contract.
- Apr. 1: Signed Aaron Harrison for the remainder of the season.

2016-17

- June 23: Selected A.J. Hammons in the second round (46th overall pick) of the 2016 NBA Draft.
- July 7: Acquired Andrew Bogut along with a future-second round pick from Golden State in exchange for a future conditional second-round pick. Acquired the rights to Stanko Barac from Indiana in exchange for Jeremy Evans, the rights to Emir Preldzic and cash considerations.
- 8: Signed free agent Dorian Finney-Smith. Signed rookie A.J. Hammons. Re-signed Deron Williams. Waived JaVale McGee. Signed Dwight Powell.
- 9: Signed free agent Harrison Barnes.
- 15: Signed free agents Nicolas Brussino, Jonathan Gibson and Seth Curry.
- 20: Signed free agent Quincy Acy.
- 21: Signed free agent Kyle Collinsworth.
- 27: Re-signed Dirk Nowitzki. Signed free agents Keith Hornsby and Jameel Warney.
- Sept. 19: Signed free agent C.J. Williams.
- Oct. 16: Waived Jameel Warney.
- 17: Signed free agent Jaleel Cousins.
- 22: Waived Kyle Collinsworth, Jaleel Cousins, Jonathan Gibson, Keith Hornsby and C.J. Williams.
- Nov. 7: Assigned A.J. Hammons to the Texas Legends (D-League). Recalled A.J. Hammons from the Texas Legends.
- 12: Reassigned A.J. Hammons to the Texas Legends (D-League).
- 13: Recalled A.J. Hammons from the Texas Legends (D-League).
- 17: Waived Quincy Acy. Signed free agent Jonathan Gibson.
- 26: Reassigned A.J. Hammons to the Texas Legends (D-League).
- 27: Recalled A.J. Hammons from the Texas Legends (D-League).
- Dec. 27: Waived Jonathan Gibson. Signed free agent Pierre Jackson.
- Jan. 6: Waived Pierre Jackson.
- 8: Assigned Nicolas Brussino and A.J. Hammons to the Texas Legends (D-League).



	15:	Recalled Nicolas Brussino from the Texas Legends (D-League). Signed Pierre Jackson to a 10-day contract.
	25:	Signed Pierre Jackson to a second 10-day contract. Recalled A.J. Hammons from the Texas Legends (D-League).
	27:	Reassigned Nicolas Brussino and A.J. Hammons to the Texas Legends (D-League).
	28:	Recalled Nicolas Brussino from the Texas Legends (D-League). Released Pierre Jackson from his 10-day contract. Signed free agent Yogi Ferrell to a 10-day contract.
Feb.	7:	Signed Yogi Ferrell to a multi-year deal.
	22:	Recalled A.J. Hammons from the Texas Legends (D-League).
	23:	Waived Deron Williams. Acquired Nerlens Noel from Philadelphia in exchange for Justin Anderson, Andrew Bogut and a 2017 protected first-round pick.
	26:	Signed Ben Bentil and Quinn Cook to 10-day contracts.
Mar.	4:	Reassigned Nicolas Brussino and A.J. Hammons to the Texas Legends (D-League).
	5:	Recalled Nicolas Brussino and A.J. Hammons from the Texas Legends (D-League).
	9:	Signed Manny Harris and Jarrod Uthoff to 10-day contracts. Assigned Manny Harris to the Texas Legends (D-League).
	10:	Recalled Manny Harris from the Texas Legends (D-League).
	11:	Assigned Manny Harris and Jarrod Uthoff to the Texas Legends (D-League).
	12:	Recalled Manny Harris and Jarrod Uthoff from the Texas Legends (D-League).
	19:	Signed Manny Harris and Jarrod Uthoff to second 10-day contracts.
	25:	Reassigned Manny Harris and Jarrod Uthoff to the Texas Legends (D-League).
	26:	Recalled Manny Harris and Jarrod Uthoff from the Texas Legends (D-League).
	29:	Signed Jarrod Uthoff to a multi-year deal.
Apr.	11:	Awarded DeAndre Liggins via waiver claim.
2015-16		
June	27:	Selected Justin Anderson in the first round (21st overall pick) and Satnam Singh in the second round (52nd overall pick) of the 2015 NBA Draft.
July	9:	Signed free agent Wesley Matthews. Acquired Zaza Pachulia from Milwaukee in exchange for a future second round pick.
	14:	Signed free agent Deron Williams.
	16:	Re-signed Jose Juan Barea.
	23:	Signed free agent Maurice Ndour.
	24:	Signed free agents John Jenkins and Jarrid Famous.
	27:	Signed free agents Jamil Wilson and Brandon Ashley.
	30:	Signed free agent Salah Mejri.
	31:	Signed free agent Jeremy Evans.
Aug.	1:	Signed rookie Justin Anderson.
	6:	Signed free agent Samuel Dalembert. Re-signed Charlie Villanueva.
	13:	Signed free agent JaVale McGee.
Oct.	22:	Signed free agent Tu Holloway. Waived Jarrid Famous..
	24:	Waived Samuel Dalembert, Brandon Ashley, Tu Holloway and Jamil Wilson.
	26:	Waived Maurice Ndour.
Nov.	20:	Assigned Justin Anderson and Salah Mejri to the Texas Legends (D-League).
	22:	Recalled Justin Anderson and Salah Mejri from the Texas Legends (D-League).
Dec.	11:	Assigned Justin Anderson, Jeremy Evans and Salah Mejri to the Texas Legends (D-League).
	12:	Recalled Justin Anderson, Jeremy Evans and Salah Mejri from the Texas Legends (D-League). Reassigned Justin Anderson and Salah Mejri to the Texas Legends. Recalled Justin Anderson from the Texas Legends.
	13:	Recalled Salah Mejri from the Texas Legends (D-League).
	18:	Reassigned Justin Anderson and Salah Mejri to the Texas Legends (D-League).
	19:	Reassigned Jeremy Evans to the Texas Legends (D-League).
	20:	Recalled Justin Anderson, Jeremy Evans and Salah Mejri from the Texas Legends (D-League).
	26:	Reassigned Justin Anderson and Salah Mejri to the Texas Legends (D-League).
	27:	Recalled Justin Anderson and Salah Mejri from the Texas Legends (D-League).
Jan.	2:	Reassigned Salah Mejri to the Texas Legends (D-League).
	3:	Recalled Salah Mejri from the Texas Legends (D-League).
	21:	Reassigned Justin Anderson, Jeremy Evans and Salah Mejri to the Texas Legends (D-League).
	22:	Recalled Justin Anderson, Jeremy Evans and Salah Mejri from the Texas Legends (D-League).
Feb.	20:	Reassigned Justin Anderson and Jeremy Evans to the Texas Legends (D-League).
	21:	Recalled Justin Anderson and Jeremy Evans from the Texas Legends (D-League).
	22:	Signed free agent David Lee. Waived John Jenkins.



2014-2015

- June 25: Acquired Tyson Chandler and Raymond Felton from New York in exchange for Samuel Dalembert, Jose Calderon, Wayne Ellington, Shane Larkin and two 2014 second round picks.

- July 14: Acquired Greg Smith from Chicago in exchange for the rights to Tadija Dragicevic.
 15: Re-signed Dirk Nowitzki. Signed free agent Chandler Parsons.
 16: As part of a sign-and-trade deal, sent DeJuan Blair to Washington in exchange for the rights to Emir Preldzic.
 17: Re-signed Devin Harris.
 18: Signed free agent Eric Griffin.
 21: Signed free agent Richard Jefferson.
 24: Signed free agent Jameer Nelson.
 29: Signed free agents Al-Farouq Aminu and Ivan Johnson.

- Sept. 3: Re-signed Bernard James.
 22: Signed free agent Doron Lamb.
 23: Signed free agent Charlie Villanueva.

- Oct. 15: Signed free agent Yuki Togashi.
 20: Waived Eric Griffin and Yuki Togashi.
 25: Waived Bernard James, Ivan Johnson and Doron Lamb.
 29: Signed free agent Jose Juan Barea. Waived Gal Mekel.

- Nov. 20: Assigned Ricky Ledo to the Texas Legends (D-League).
 24: Recalled Ricky Ledo from the Texas Legends (D-League).
 27: Reassigned Ricky Ledo to the Texas Legends (D-League).

- Dec. 4: Recalled Ricky Ledo from the Texas Legends (D-League).
 5: Reassigned Ricky Ledo to the Texas Legends (D-League).
 6: Recalled Ricky Ledo from the Texas Legends (D-League).
 8: Reassigned Ricky Ledo to the Texas Legends (D-League).
 12: Recalled Ricky Ledo from the Texas Legends (D-League).
 18: Acquired Rajon Rondo and Dwight Powell from Boston in exchange for Brandan Wright, Jae Crowder, Jameer Nelson, a 2015 first round pick and a 2016 second round pick. Reassigned Ricky Ledo to the Texas Legends (D-League).
 20: Recalled Ricky Ledo from the Texas Legends (D-League).
 27: Assigned Ricky Ledo and Dwight Powell to the Texas Legends (D-League).
 28: Recalled Ricky Ledo and Dwight Powell from the Texas Legends (D-League).

- Jan. 3: Reassigned Ricky Ledo to the Texas Legends (D-League).
 6: Recalled Ricky Ledo from the Texas Legends (D-League).
 9: Reassigned Ricky Ledo to the Texas Legends (D-League).

- Feb. 2: Recalled Ricky Ledo from the Texas Legends (D-League).
 11: Signed free agent Bernard James to a 10-day contract.
 18: Signed free agent Amar'e Stoudemire. Waived Ricky Ledo.
 21: Signed Bernard James to a second 10-day contract.

- Mar. 3: Signed Bernard James for the remainder of the season.
 7: Assigned Dwight Powell to the Texas Legends (D-League).
 8: Recalled Dwight Powell from the Texas Legends (D-League).
 11: Reassigned Dwight Powell to the Texas Legends (D-League).
 12: Recalled Dwight Powell from the Texas Legends (D-League). Reassigned Dwight Powell to the Texas Legends (D-League).
 13: Recalled Dwight Powell from the Texas Legends (D-League).
 14: Reassigned Dwight Powell to the Texas Legends (D-League).
 15: Recalled Dwight Powell from the Texas Legends (D-League).
 21: Assigned Dwight Powell to the Texas Legends (D-League).
 23: Recalled Dwight Powell from the Texas Legends (D-League).
 25: Reassigned Dwight Powell to the Texas Legends (D-League).
 26: Recalled Dwight Powell from the Texas Legends (D-League).

- Apr. 3: Reassigned Dwight Powell to the Texas Legends (D-League).
 4: Recalled Dwight Powell from the Texas Legends (D-League).

2013-2014

- June 27: Acquired the draft rights to 18th overall pick Shane Larkin from Atlanta in exchange for Jared Cunningham, the draft rights to 44th overall pick Mike Muscala and the draft rights to 16th overall pick Lucas Nogueira, which were acquired along with two 2014 second round picks from Boston in exchange for the draft rights to the 13th overall pick Kelly Olynyk.

- 28: Acquired the draft rights to 43rd overall pick Ricky Ledo from Philadelphia in exchange for a 2014 second round pick that was originally sent to Dallas from Boston (via Brooklyn) in a deal that also included the draft rights to 16th overall pick Lucas Nogueira.

- July 11: Signed free agents Jose Calderon and Gal Mekel.
 19: Signed free agent Samuel Dalembert. Waived Bernard James.
 22: Traded the draft rights to Nick Calathes to Memphis in exchange for a 2016 second round draft pick. Waived Josh Akogon.



	23:	Signed free agent Monta Ellis.
	24:	Signed rookie Ricky Ledo.
	25:	Re-signed Brandan Wright.
	26:	Re-signed Bernard James. Signed free agent Wayne Ellington.
	29:	Signed rookie Shane Larkin.
	31:	Signed free agent Devin Harris.
Aug.	7:	Signed free agent DeJuan Blair.
Sept.	10:	Signed free agents Fab Melo, D.J. Kennedy and Mickey McConnell.
	13:	Signed free agent Devin Ebanks.
	30:	Signed free agent Renaldo Balkman.
Oct.	22:	Waived Renaldo Balkman, Devin Ebanks, D.J. Kennedy and Fab Melo.
	26:	Waived Mickey McConnell.
Nov.	30:	Assigned Ricky Ledo to the Texas Legends (D-League).
Dec.	11:	Assigned Jared Cunningham to the Texas Legends (D-League).
	22:	Waived Derek Fisher.
	23:	Signed free agent Chris Douglas-Roberts.
	31:	Recalled Jared Cunningham from the Texas Legends (D-League).
Jan.	6:	Recalled Ricky Ledo from the Texas Legends (D-League).
	18:	Re-assigned Ricky Ledo to the Texas Legends (D-League).
	22:	Recalled Ricky Ledo from the Texas Legends (D-League).
	25:	Re-assigned Ricky Ledo to the Texas Legends (D-League).
	31:	Recalled Ricky Ledo from the Texas Legends (D-League). Assigned Shane Larkin and Ricky Ledo to the Texas Legends (D-League).
Feb.	2:	Recalled Shane Larkin from the Texas Legends (D-League).
	27:	Recalled Ricky Ledo from the Texas Legends (D-League). Assigned Jae Crowder, Bernard James and Shane Larkin to the Texas Legends (D-League).
	28:	Recalled Jae Crowder, Bernard James and Shane Larkin from the Texas Legends (D-League). Re-assigned Ricky Ledo to the Texas Legends (D-League).
Mar.	1:	Re-assigned Jae Crowder and Shane Larkin to the Texas Legends (D-League).
	2:	Recalled Jae Crowder and Shane Larkin from the Texas Legends (D-League).
	4:	Assigned Gal Mekel to the Texas Legends (D-League).
	9:	Recalled Gal Mekel from the Texas Legends (D-League).
	14:	Re-assigned Shane Larkin to the Texas Legends (D-League).
	15:	Recalled Shane Larkin from the Texas Legends (D-League). Re-assigned Gal Mekel to the Legends.
	21:	Recalled Gal Mekel from the Texas Legends (D-League).

2012-2013

June	28:	Acquired the draft rights to the 24th overall pick Jared Cunningham, the 33rd overall pick Bernard James and the 34th overall pick Jae Crowder in the 2012 NBA Draft from Cleveland in exchange for Kelenna Azubuike and the draft rights to the 17th overall pick Tyler Zeller. Traded the draft rights to Darius Johnson-Odom (55th overall pick in 2012 NBA Draft) to the L.A. Lakers in exchange for cash considerations.
	29:	Traded Lamar Odom to the L.A. Clippers and the draft rights to Shan Foster to Utah in exchange for the draft rights to Tadija Dragicevic from Utah and cash considerations from Houston in a deal that also sent Mo Williams from the L.A. Clippers to Utah and the draft rights to Furkan Aldemir (53rd overall pick in the 2012 NBA Draft) from the L.A. Clippers to Houston.
July	12:	Waived Brendan Haywood and designated him as team's amnesty player. Acquired Darren Collison and Dahntay Jones from Indiana in exchange for Ian Mahinmi.
	13:	Awarded Elton Brand via amnesty waiver claim. Signed free agent Chris Kaman.
	19:	Signed free agent O.J. Mayo.
	20:	Signed rookie Jae Crowder.
	21:	Signed rookie Jared Cunningham.
	25:	Signed rookie Bernard James.
	26:	Re-signed Delonte West.
Sept.	27:	Signed Josh Akognon, Tu Holloway and DJ Mbenga to training camp contracts.
Oct.	2:	Waived Tu Holloway and DJ Mbenga.
	18:	Waived Josh Akognon.
	25:	Awarded Eddy Curry on a waiver claim.
	27:	Signed Melvin Ely and Chris Douglas-Roberts.
	28:	Waived Melvin Ely and Chris Douglas-Roberts.
	29:	Waived Delonte West.
Nov.	2:	Waived Eddy Curry. Signed free agent Troy Murphy.
	29:	Waived Troy Murphy. Signed free agent Derek Fisher.
Dec.	11:	Assigned Jared Cunningham to the Texas Legends (D-League).
	22:	Waived Derek Fisher.
	23:	Signed free agent Chris Douglas-Roberts.



- 31: Recalled Jared Cunningham from the Texas Legends (D-League).
- Jan. 6: Waived Chris Douglas-Roberts.
- 8: Signed free agent Mike James to a 10-day contract.
- 18: Signed free agent Mike James to a second 10-day contract.
- 28: Signed free agent Mike James for the remainder of the season. Re-assigned Jared Cunningham to the Texas Legends (D-League).
- Feb. 21: Acquired Anthony Morrow from Atlanta in exchange for Dahntay Jones.
- Mar. 9: Waived Dominique Jones.
- 13: Signed free agent Chris Wright to a 10-day contract.
- 25: Signed free agent Justin Dentmon to a 10-day contract.
- 30: Recalled Jared Cunningham from the Texas Legends (D-League).
- Apr. 3: Signed free agent Josh Akognon to a 10-day contract.
- 13: Signed free agent Josh Akognon.

2011-2012

- June 23: Acquired Rudy Fernandez along with the rights to Petteri Koponen from Portland in a deal that sent the draft rights to Jordan Hamilton (26th overall pick) and Andre Miller to Denver, and additionally, sent the draft rights to Tanguy Ngombo (57th overall selection) and Raymond Felton to Portland.
- Dec. 9: Signed free agent Brandan Wright.
- 10: Acquired Andy Rautins from New York along with a protected 2012 second-round draft pick from Washington...In exchange, New York received Tyson Chandler, the draft rights to Ahmad Nivins and Giorgos Printezis from Dallas, while Washington received Ronny Turiaf, a 2013 second-round pick and cash considerations from New York and a 2012 second-round pick from Dallas.
- 11: Acquired Lamar Odom, a 2012 second-round draft pick and other second-round considerations in 2013 from the Los Angeles Lakers in exchange for a protected first-round draft pick. Signed free agent Drew Neitzel.
- 12: Signed free agent Vince Carter. Re-signed Brian Cardinal.
- 13: Traded Rudy Fernandez and Corey Brewer to Denver for a 2016 second-round pick. Signed free agent Delonte West.
- 14: Signed free agent Jerome Randle.
- 15: Waived Andy Rautins.
- 21: Signed free agent Sean Williams.
- 22: Waived Jerome Randle and Drew Neitzel.
- Jan. 6: Signed free agent Yi Jianlian.
- Mar. 22: Waived Sean Williams.
- 23: Signed free agent Kelenna Azubuike.

2010-2011

- June 24: Acquired the rights to 25th overall pick Dominique Jones from Memphis in exchange for cash considerations. Traded the draft rights of 50th overall pick Solomon Alabi to Toronto for a 2013 second-round pick and cash considerations.
- July 9: Re-signed free agent Brendan Haywood.
- 13: Acquired Tyson Chandler and Alexis Ajinca from the Charlotte Bobcats in exchange for Erick Dampier, Eduardo Najera, Matt Carroll and cash considerations. Signed first-round pick Dominique Jones. Signed free agent Ian Mahinmi.
- 19: Re-signed Dirk Nowitzki.
- Aug. 18: Re-signed Tim Thomas
- Sept. 23: Signed free agent Steve Novak
- 27: Signed Brian Cardinal, Dee Brown and Adam Haluska to training camp contracts.
- 30: Waived Tim Thomas
- Oct. 21: Waived Dee Brown and Adam Haluska
- Nov. 30: Assigned Dominique Jones and Rodrigue Beaubois to the Texas Legends of the NBA Development League
- Jan. 2: Recalled Dominique Jones from the Texas Legends (D-League).
- 4: Recalled Rodrigue Beaubois from the Texas Legends (D-League).
- 5: Waived Steve Novak.
- 10: Signed free agent Sasha Pavlovic to a 10-day contract.



- 20: Re-signed free agent Sasha Pavlovic to a second 10-day contract.
- 24: Acquired the draft rights to Georgios Printezis from Toronto in exchange for Alexis Ajinca, a second-round draft pick and cash considerations. Signed free agent Peja Stojakovic.
- Mar. 3: Signed free agent Corey Brewer.
- June 23: Acquired Rudy Fernandez along with the rights to Petteri Koponen from Portland in a deal that sent the draft rights to Jordan Hamilton (26th overall selection) and Andre Miller to Denver and additionally, sent the draft rights to Tanguy N'Gombo (57th overall pick) and Raymond Felton to Portland.

2009-2010

- June 24: Acquired from Portland the 24th and 56th overall selections of the 2009 NBA Draft and the lesser of Portland's two second-round picks in the 2010 NBA Draft for the 22nd overall pick of the 2009 NBA Draft.
- 25: Acquired draft rights to Rodrigue Beaubois (25th overall pick) and a second-round pick from Oklahoma City in exchange for BJ Mullens (24th overall pick). Drafted Ahmad Nivins with the 56th overall pick in the second-round of the NBA Draft. Acquired draft rights to Nick Calathes (45th overall pick) from Minnesota in exchange for a 2010 second-round pick (formerly acquired from Portland).
- July 7: Signed first-round pick Rodrigue Beaubois.
- 8: Signed free agent Quinton Ross.
- 9: Acquired Shawn Marion, Kris Humphries, Nathan Jawai and cash considerations from Toronto for Antoine Wright and Devean George in a deal that also sent Greg Buckner to Dallas from Memphis in exchange for Jerry Stackhouse and cash considerations, a second-round pick and cash considerations from Toronto to Memphis, and Hedo Turkoglu from Orlando to Toronto for cash considerations from Dallas and Toronto.
- 11: Re-signed free agent Jason Kidd.
- 28: Signed free agent Tim Thomas.
- 30: Signed free agent Drew Gooden.
- Sept. 14: Re-signed James Singleton. Waived Greg Buckner.
- 28: Signed free agent Jake Voskuhl.
- Oct. 20: Acquired a conditional second-round pick from Minnesota in exchange for Nathan Jawai.
- 22: Waived Jake Voskuhl.
- Jan. 11: Acquired Eduardo Najera from NJ in exchange for Kris Humphries and Shawne Williams.
- Feb. 13: Acquired Caron Butler, DeShawn Stevenson, Brendan Haywood, cash from WAS for Josh Howard, Drew Gooden, James Singleton and Quinton Ross.
- 24: Signed Von Wafer to 10-day contract.
- June 24: Acquired the rights to 25th overall pick Dominique Jones from Memphis in exchange for cash considerations. Traded the draft rights of 50th overall pick Solomon Alabi to Toronto for a 2013 second-round pick and cash considerations.
- July 9: Re-signed Brendan Haywood.
- 13: Acquired Tyson Chandler and Alexis Ajinca from the Charlotte Bobcats in exchange for Erick Dampier, Eduardo Najera, Matt Carroll and cash considerations. Signed first-round pick Dominique Jones. Signed free agent Ian Mahinmi.
- 19: Re-signed Dirk Nowitzki.
- August 18: Re-signed Tim Thomas.

2008-2009

- Apr. 30: Relieved Avery Johnson of head coaching duties.
- May 9: Announced Rick Carlisle as head coach.
- June 26: Drafted Shan Foster with the 51st overall pick in the second-round of the NBA Draft.
- July 2: Signed free agent Gerald Green.
- 9: Re-signed Jose Juan Barea. Signed free agent DeSagana Diop.
- 11: Re-signed Antoine Wright. Signed free agents Keith McLeod and James Singleton.
- Aug. 20: Re-signed Devean George.
- Sept. 2: Named Terry Stotts, Dwane Casey, Mario Elie and Tom Sterner assistant coaches.
- 30: Signed Reyshawn Terry, Charles Rhodes and JaJuan Smith to training camp contracts.
- Oct. 2: Named Paul Westphal Executive Vice President of Basketball Operations.
- 10: Acquired Shawne Williams from Indiana in exchange for Eddie Jones and two second-round picks.
- 20: Waived Charles Rhodes.
- 22: Waived Cheyenne Gadson, JaJuan Smith and Reyshawn Terry.



- 23: Waived Keith McLeod.
- 28: Exercised contract option on Shawne Williams.
- Jan. 16: Acquired Matt Carroll and Ryan Hollins from Charlotte in exchange for DeSagana Diop.

2007-2008

- June 28: Drafted Nick Fazekas with the 34th overall pick and Renaldas Seibutis with the 50th overall pick in the second-round of the NBA Draft. Acquired draft rights to Reyshawn Terry (44th overall pick) from Orlando for the draft rights to Milovan Rakovic (60th overall pick).
- July 12: Re-signed Devean George.
- 13: Re-signed Jerry Stackhouse.
- 26: Signed second-round pick Nick Fazekas. Signed free agent Brandon Bass.
- Aug. 6: Signed free agent Eddie Jones.
- 31: Waived Pops Mensah-Bonsu.
- Sept. 12: Extended the contract of Devin Harris.
- 28: Acquired Trenton Hassell from Minnesota for Greg Buckner.
- Oct. 1: Signed free agents Darvin Ham, Jared Newson and Jamal Sampson.
- 22: Waived Jamal Sampson.
- 24: Waived Darvin Ham and Jared Newson.
- 30: Waived D.J. Mbenga.
- Nov. 1: Signed free agent Juwan Howard.
- 20: Assigned Nick Fazekas to D-League's Tulsa 66ers.
- Dec. 17: Assigned Maurice Ager to D-League's Tulsa 66ers.
- Jan. 6: Recalled Maurice Ager from D-League.
- Feb. 10: Assigned Maurice Ager to D-League's Tulsa 66ers.
- 13: Recalled Nick Fazekas from D-League.
- 19: Acquired Jason Kidd, Malik Allen and Antoine Wright from New Jersey for Devin Harris, Trenton Hassell, Keith Van Horn, Maurice Ager, DeSagana Diop and two first-round draft picks. Waived Nick Fazekas.
- 26: Signed free agent Jamaal Magloire.
- Mar. 4: Signed free agent Tyronn Lue.

2006-2007

- June 28: Drafted Maurice Ager with the 28th overall pick in the first-round of the NBA Draft and J.R. Pinnock in the second-round (58th pick). Acquired future second-round pick from L.A. Lakers for Pinnock's draft rights.
- July 12: Acquired Austin Croshere from Indiana for Marquis Daniels.
- 13: Signed free agent Greg Buckner. Re-signed D.J. Mbenga.
- 24: Acquired Anthony Johnson from Indiana for Darrell Armstrong, Rawle Marshall and Josh Powell.
- 25: Re-signed Jason Terry.
- Aug. 2: Signed free agent Devean George.
- 3: Signed rookie free agent Pops Mensah-Bonsu.
- 4: Waived Pavel Podkolzin.
- 17: Signed free agent Ndudi Ebi and rookie free agents Jose Barea, Pat Carroll and Darius Washington.
- Sept. 26: Extended the contract of Dirk Nowitzki.
- Oct. 15: Waived Pat Carroll.
- 20: Waived Darius Washington.
- 26: Waived Ndubi Ebi.
- 28: Extended the contract of Josh Howard.
- Feb. 22: Acquired a 2007 second-round pick from Atlanta for Anthony Johnson.
- Apr. 2: Signed Kevin Willis to a 10-day contract.
- 12: Signed Kevin Willis for the remainder of the season.

**2005-2006**

Aug.	2:	Signed rookie free agent Josh Powell.
	5:	Signed rookie free agent Rawle Marshall.
	15:	Waived Michael Finley. Re-signed Darrell Armstrong.
	19:	Signed free agents Doug Christie and DeSagana Diop.
Sep.	3:	Signed free agents Kaniel Dickens, Erick Strickland and Samo Udrih.
	10:	Waived Samo Udrih.
	18:	Waived Shawn Bradley.
	22:	Waived Erick Strickland.
	26:	Waived Kaniel Dickens.
Nov.	28:	Waived Tariq Abdul-Wahad.
	25:	Waived Doug Christie.
	28:	Signed free agent Adrian Griffin.

2004-2005

June	24:	Acquired Christian Laettner, Jerry Stackhouse and the draft rights to Devin Harris from Washington for Antawn Jamison and cash considerations. Acquired draft rights to Pavel Podkolzin from Utah for a future first-round draft choice. Drafted Vassilis Spanoulis with the 50th overall selection in the NBA Draft and traded his rights to the Houston Rockets for the draft rights to Luis Flores.
July	2:	Signed first-round pick Devin Harris.
	14:	Re-signed Marquis Daniels. Signed free agent D.J. Mbenga.
	26:	Acquired Calvin Booth from Seattle for Danny Fortson.
	29:	Signed rookie Pavel Podkolzin.
Aug.	4:	Acquired Alan Henderson, Jason Terry and a future first-round pick from Atlanta for Tony Delk and Antoine Walker.
Aug.	24:	Acquired Erick Dampier, Dan Dickau, Evan Eschmeyer and the draft rights to Steve Logan from Golden State for Christian Laettner, Eduardo Najera, two first-round draft picks, the draft rights to both Luis Flores and Mladen Sekularac and cash considerations.
Sept.	1:	Waived Jon Stefansson.
Sept.	30:	Signed free agent Avery Johnson.
Oct.	4:	Signed free agent Derek Hood.
	20:	Signed free agent Jason Sasser.
Oct.	23:	Evan Eschmeyer announced his retirement.
	24:	Signed free agent Felipe Lopez.
	28:	Avery Johnson announced his retirement.
	29:	Waived Derek Hood, Felipe Lopez and Jason Sasser.
Dec.	3:	Acquired Darrell Armstrong from New Orleans for Dan Dickau and a second-round pick.
Feb.	24	Acquired Keith Van Horn from Milwaukee for Calvin Booth, Alan Henderson and cash considerations.
Mar.	1:	Signed free agent Alan Henderson.
	19:	Don Nelson resigned to assume a consultant role and Avery Johnson is named head coach.
Apr.	11:	Suspended Jerry Stackhouse one game for conduct detrimental to the team.

2003-2004

June	26:	Drafted Josh Howard with the 29th overall selection and Xue Yuyang with the 57th overall selection of the NBA Draft. Acquired a 2004 second-round pick from Denver for the rights to Xue Yuyang.
July	3:	Signed first-round pick Josh Howard.
	29:	Signed rookie free agent Marquis Daniels.
Aug.	18:	Acquired Danny Fortson, Antawn Jamison, Chris Mills and Jiri Welsch from Golden State for Evan Eschmeyer, Avery Johnson, Popeye Jones, Antoine Rigaudeau and Nick Van Exel.
	22:	Signed free agent Travis Best.
Sep.	4:	Signed free agent Jon Stefansson.
	9:	Signed free agents Josh Powell and Rod Gregoire.
Oct.	3:	Waived Rod Gregoire.
	20:	Waived Josh Powell. Acquired Tony Delk and Antoine Walker from Boston for Raef LaFrentz, Chris Mills, Jiri Welsch and a 2004 first-round draft pick.



- Jan. 6: Signed Mamadou N'Diaye to a 10-day contract.
- 16: Signed Mamadou N'Diaye to a second 10-day contract.
- 30: Obtained Scott Williams on a waiver claim.

2002-2003

- June 24: Waived Danny Manning.
- 26: Drafted Mladen Sekularac with the 55th overall selection in the NBA Draft.
- July 1: Named Donn Nelson president of basketball operations.
- 30: Re-signed Raef LaFrentz.
- Sept. 20: Signed free agent Popeye Jones.
- 28: Re-signed Eduardo Najera.
- 30: Signed free agents Raja Bell, Kipp Christianson, Adam Harrington and Derek Hood.
- Oct. 18: Signed Walt Williams.
- 25: Waived Derek Hood.
- Nov. 16: Signed Mark Strickland.
- 28: Waived Mark Strickland.
- Jan. 7: Waived Adam Harrington.
- 17: Signed Antoine Rigaudeau.

2001-2002

- June 27: Drafted Kyle Hill with the 44th overall selection and Kenny Satterfield with the 54th overall selection in the NBA Draft.
- July 23: Re-signed Michael Finley to a seven-year contract.
- 27: Signed free agent Adrian Griffin.
- Aug. 2: Signed free agents Danny Manning, Khalid El-Amin and Darrick Martin.
- 8: Re-signed Shawn Bradley and signed free agent Evan Eschmeyer to an offer sheet.
- 10: Traded Howard Eisley to New York for Muggsy Bogues as part of a three-team trade that also included Dallas trading the draft rights to second-round pick Kyle Hill to Houston.
- 23: Acquired Tim Hardaway from Miami for a second-round draft pick.
- 25: Signed free agent Evan Eschmeyer.
- Sept. 25: Acquired second-round draft pick or future considerations from Denver for Kenny Satterfield.
- Oct. 1: Signed free agents Ruben Wolkowyski and Chris Robinson.
- 8: Waived Chris Robinson.
- 29: Waived Khalid El-Amin and Muggsy Bogues.
- Nov. 20: Waived Darrick Martin. Signed free agent Omar Cook.
- 27: Signed free agent Johnny Newman and waived Ruben Wolkowyski.
- Dec. 28: Requested waivers on Omar Cook.
- Jan. 12: Signed free agent Charlie Bell to a 10-day contract.
- 15: Signed Charlie Bell for the remainder of the season.
- Feb. 21: Acquired Tariq Abdul-Wahad, Avery Johnson, Raef LaFrentz and Nick Van Exel from Denver for Tim Hardaway, Donnell Harvey, Juwan Howard and a 2002 first-round draft choice. Waived Charlie Bell.

2000-2001

- June 28: Drafted Etan Thomas with the 12th overall selection in the NBA Draft. Acquired the draft rights to Courtney Alexander (13th overall) from Orlando for cash and Dallas' first-round pick in the 2001 NBA Draft. Acquired the draft rights to Donnell Harvey (22nd overall) and John Wallace from New York for Erick Strickland and the draft rights to Pete Mickeal (58th overall). Acquired Eric Murdock from L.A. Clippers for Sean Rooks.
- July 6: Signed Courtney Alexander to a three-year contract.
- 7: Signed Etan Thomas to a three-year contract. Signed Eduardo Najera to a two-year contract.
- Aug. 1: Re-signed Hubert Davis to a four-year contract. Re-signed Gary Trent to a one-year contract.
- 5: Re-signed Greg Buckner to a two-year contract.
- 16: Acquired Howard Eisley from Utah, Bill Curley from Golden State and Dana Barros from Boston as part of a four-team trade for Bruno Sundov (to Utah), Robert Pack, John "Hot Rod" Williams and cash (to Boston).
- 29: Acquired Christian Laettner and Terry Mills from Detroit for Cedric Ceballos, John Wallace, Eric Murdock and cash.



Oct.	12:	Claimed John Celestand off waivers.
	16:	Exercised option for a fourth year on Dirk Nowitzki.
	17:	Acquired Loy Vaught from Detroit for Dana Barros and Ansu Sesay.
	21:	Waived Mike Jones, Ace Custis and Jamal Kendrick.
	27:	Waived John Celestand.
Nov.	28:	Signed Mark Bryant. Waived Bill Curley.
Feb.	22:	Acquired Calvin Booth, Obinna Ekezie and Juwan Howard from Washington for Courtney Alexander, Hubert Davis, Christian Laettner, Etan Thomas and Loy Vaught.
	28:	Signed Vernon Maxwell for the remainder of the season.
April	4:	Signed Wang Zhizhi to a two-year contract.

1999-2000

June	30:	Acquired draft rights to Leon Smith (29th overall) from San Antonio for the draft rights to Gordan Giricek (40th overall) and a second-round pick in the 2000 draft. Drafted Wang Zhizhi with 36th overall selection.
Aug.	5:	Signed free agent Greg Buckner to a one-year contract.
	27:	Signed free agent Gary Trent to a one-year contract with a one-year player option. Signed free agent Cedric Ceballos to a two-year contract.
Sept.	1:	Acquired Sean Rooks and a second-round draft pick in 2000 from L.A. Lakers for A.C. Green.
	29:	Acquired a 2000 second-round pick from Chicago for Chris Anstey.
Oct.	4:	Signed free agents Jason Sasser, Zendon Hamilton, Kevin Ollie, Anthony "Pig" Miller and Ben Davis.
	7:	Signed free agent Kebu Stewart.
	8:	Waived Anthony "Pig" Miller.
	15:	Waived Zendon Hamilton and Ben Davis.
	23:	Signed free agent Charles Shackleford.
Nov.	26:	Signed free agent Ira Bowman. Waived Charles Shackleford.
	29:	Waived Kevin Ollie and Jason Sasser.
	1:	Signed free agent Randell Jackson. Waived Ira Bowman and Greg Buckner.
	3:	Signed draft pick Leon Smith to a three-year contract.
Dec.	4:	Signed free agent Rick Hughes. Waived Kebu Stewart.
	2:	Signed free agent Damon Jones.
	6:	Placed Leon Smith on the suspended list.
Jan.	19:	Waived Randell Jackson.
	4:	Announced that owner Ross Perot Jr. has reached an agreement to sell a majority interest in the team to Mark Cuban.
	5:	Waived Rick Hughes and Damon Jones.
Feb.	6:	Signed free agent Greg Buckner to a 10-day contract.
	8:	Signed Damon Jones to a 10-day contract.
	16:	Signed Greg Buckner to a second 10-day contract.
	18:	Signed Damon Jones to a second 10-day contract.
	26:	Signed Greg Buckner for the remainder of the season.
March	28:	Signed Damon Jones for the remainder of the season.
	3:	Signed free agent Dennis Rodman.
April	4:	Waived Leon Smith.
	8:	Waived Dennis Rodman.
April	10:	Signed free agent Rodrick Rhodes.
	11:	Mark Cuban is approved by the NBA Board of Governors as the team's new majority owner.

1998-1999

June	24:	Acquired Dirk Nowitzki (9th overall pick) and Pat Garrity (19th overall) from Milwaukee for the draft rights to Robert Traylor (6th overall) in the 1998 NBA Draft. Acquired Steve Nash from Phoenix for the draft rights to Pat Garrity, Martin Mürsepp, Bubba Wells and Dallas' 1999 first-round draft pick. Drafted Ansu Sesay with the 30th overall selection, Bruno Sundov with the 35th overall selection and Greg Buckner with the 53rd overall selection.
Jan.	21:	Signed first-round pick Dirk Nowitzki to a three-year contract, with a team option for a fourth year. Signed second-round picks Ansu Sesay and Greg Buckner, and free agent Ace Custis to one-year contracts.



- 22: Signed free agent John "Hot Rod" Williams to a three-year contract.
- 25: Signed Steve Nash to a six-year contract extension, effective at the conclusion of the 1998-99 season. Signed free agent Gary Trent to a one-year contract.
- Jan. 27: Signed free agent Cedric Ceballos to a one-year contract.
- Feb. 2: Waived Greg Buckner.
- 18: Waived Khalid Reeves.
- March 29: Signed second-round pick Bruno Sundov to a two-year contract.

1997-1998

- June 1: Sasha Danilovic exercised the early termination option of his contract, forgoing the final two years.
- 25: Acquired the draft rights to Chris Anstey (18th overall pick) and cash from Portland for draft rights to Kelvin Cato (15th overall pick) in the 1997 NBA Draft. Drafted Bubba Wells with the 35th overall selection.
- Aug. 18: Signed free agent Erick Strickland to a six-year contract. Renounced rights to Sasha Danilovic.
- Sept. 4: Signed free agent Hubert Davis to a six-year contract.
- 24: Acquired Dennis Scott and \$500,000 (which was given to the Dallas Mavericks Foundation) from Orlando for Derek Harper and Ed O'Bannon.
- Oct. 1: Signed Michael Finley to a five-year contract extension.
- 2: Signed second-round draft pick Bubba Wells to a two-year contract. Signed free agent Ace Custis to a one-year contract.
- 7: Signed free agent Kevin Ollie to a one-year contract.
- 21: Signed free agent Adrian Caldwell to a one-year contract.
- Nov. 3: Waived Adrian Caldwell. Signed first-round pick Chris Anstey to a three-year contract.
- Dec. 4: Dismissed head coach Jim Cleamons and assistants Butch Beard and Sonny Allen. General Manager Don Nelson assumed coaching duties.
- 17: Waived Kevin Ollie. Signed free agent Eric Riley to a one-year contract.
- Feb. 18: Acquired Cedric Ceballos from Phoenix for Dennis Scott.
- March 27: Signed free agent Shawn Respert to a 10-day contract.
- April 8: Signed free agent Shawn Respert to a second 10-day contract.

1996-1997

- May 1: Announced that owner Donald Carter had sold majority interest in the team to Ross Perot Jr. and David McDavid. Announced that head coach Dick Motta would be retained as a consultant.
- 31: Named Jim Cleamons head coach.
- June 21: Acquired Eric Montross and a 1996 first-round choice from Boston for first-round draft choices in 1996 (6th) and 1997.
- 29: Traded Cherokee Parks to Minnesota. In exchange, the Timberwolves agree to remove 2-6 lottery protection of the 1997 Minnesota first-round choice, which Dallas had previously acquired in the Sean Rooks trade (11/2/94).
- July 17: Signed free agent Chris Gatling to a five-year contract. Renounced rights to free agents Scott Brooks, Lucious Harris, Lorenzo Williams and David Wood.
- 23: Acquired Jimmy King and second-round draft choices in either 1997 and 1998 or 1998 and 1999 from Toronto for Popeye Jones and New York's 1997 first-round draft choice.
- 26: Signed free agent Derek Harper to a two-year contract.
- Aug. 23: Signed Samaki Walker to a three-year contract.
- Sept. 30: Signed Shawn Harvey to a one-year contract. Signed free agents Greg Dreiling and Jeff Webster. Signed rookie free agents Herb Jones, Jaime Peterson and Erick Strickland to one-year contracts.
- Oct. 4: Signed free agent Fred Roberts to a one-year contract.
- 17: Signed free agent Oliver Miller to a one-year contract.
- Nov. 12: Activated Samaki Walker (right quadriceps) from the injured list. Placed Erick Strickland (strained left shoulder) on the injured list.
- 21: Suspended Tony Dumas for one game.
- Dec. 26: Acquired Sam Cassell, Michael Finley, A.C. Green and a second-round draft choice in 1997 or 1998 from Phoenix for Jason Kidd, Tony Dumas and Loren Meyer.
- Jan. 6: Waived Erick Strickland.
- 28: Suspended Chris Gatling for one game.



Feb.	7:	Named Don Nelson general manager. Waived Oliver Miller.
	14:	Acquired Kurt Thomas, Sasha Danilovic and Martin Mürsepp from Miami for Jamal Mashburn. Waived Fred Roberts.
	15:	Signed Erick Strickland to a 10-day contract.
	17:	Acquired Shawn Bradley, Robert Pack, Khalid Reeves and Ed O'Bannon from New Jersey for Jim Jackson, Chris Gatling, Sam Cassell, George McCloud and Eric Montross.
	25:	Signed Erick Strickland for the remainder of the season.
	27:	Signed Jason Sasser to a 10-day contract.
March	11:	Signed Jamie Watson to a 10-day contract.
	21:	Signed Jamie Watson to a second 10-day contract. Signed Stevin Smith to a 10-day contract.
	31:	Signed Stevin Smith to a second 10-day contract.
	15:	Waived Greg Dreiling.
April	10:	Signed Stacey King to a 10-day contract.

1995-1996

June	24:	Doug Smith claimed by Toronto in the expansion draft.
Sept.	28:	Signed Cherokee Parks to a three-year contract.
Oct.	4:	Signed Loren Meyer to a three-year contract.
	5:	Signed Lorenzo Williams to a one-year contract. Signed George McCloud to a two-year contract.
Nov.	2:	Suspended Roy Tarpley.
Dec.	6:	NBA disqualified Roy Tarpley for violating the terms of his aftercare agreement.
Jan.	10:	Signed Reggie Slater to a 10-day contract.
	20:	Signed Reggie Slater to a second 10-day contract.
Feb.	1:	Signed David Wood to a 10-day contract.
	13:	Signed David Wood to a second 10-day contract.
	19:	Waived Donald Hodge.
	23:	Signed David Wood to a contract for the remainder of the season.

1994-1995

May	17:	Named Dick Motta head coach.
June	30:	Announced restricted free agent Randy White would not be tendered a qualifying offer. Exercised the option year in Popeye Jones' contract. Chose not to exercise the option year in Tim Legler's contract.
Sept.	2:	Signed first-round draft pick Jason Kidd to a nine-year contract. Renounced the rights to unrestricted free agents Tony Campbell, Fat Lever and Randy White.
	17:	Signed first-round draft pick Tony Dumas to a four-year contract. Renounced the rights to Greg Dreiling and Tim Legler.
	30:	The NBA announced the reinstatement of Roy Tarpley. Signed Popeye Jones to a three-year contract extension.
Oct.	6:	Signed Roy Tarpley to a six-year contract. Signed Morlon Wiley to a one-year contract with the club holding an option for a second year.
Nov.	1:	Acquired a first-round draft choice in 1996, 1997 or 1998 from Minnesota for Sean Rooks.
Dec.	14:	Suspended Roy Tarpley for one game.
Jan.	30:	Signed George McCloud to a 10-day contract.
Feb.	9:	Signed George McCloud to a second 10-day contract.
	22:	Signed George McCloud to a contract for the rest of the season.
	23:	Acquired Scott Brooks from Houston for Morlon Wiley and a 1995 second-round draft choice.

1993-1994

June	30:	Acquired the rights to 1992 second-round pick Popeye Jones from Houston for the draft rights to second-round draft choice Eric Riley.
July	23:	Signed Tim Legler to a one-year contract with the team having an option for a second year.
Aug.	12:	Signed Ron "Popeye" Jones to a one-year contract with the club having an option for a second year.
	30:	Signed Lucious Harris to a three-year contract.
Oct.	7:	Signed unrestricted free agents Morlon Wiley, Greg Dreiling and Darren Morningstar to one-year contracts.



	14:	Signed Jamal Mashburn to an eight-year contract.
Nov.	2:	Waived Morlon Wiley.
	12:	Signed unrestricted free agent Chucky Brown to a one-year contract.
	23:	Waived Chucky Brown.
Dec.	29:	Waived Darren Morningstar.
Jan.	6:	Acquired Tony Campbell and 1997 first-round draft choice from New York for Derek Harper.
Feb.	14:	Signed Lorenzo Williams to a 10-day contract.
	24:	Signed Lorenzo Williams to a second 10-day contract.
March	8:	Signed Lorenzo Williams to a two-year contract.
	31:	Signed Morlon Wiley for the remainder of the season.
May	3:	Dismissed head coach Quinn Buckner.

1992-1993

June	24:	Acquired 1995 first-round draft pick from New York for Rolando Blackman.
July	7:	Signed restricted free agent Donald Hodge to a four-year contract.
	23:	Renounced rights to restricted free agent Brian Quinnett.
Aug.	12:	Signed second-round draft choice Sean Rooks to a three-year contract.
	17:	Signed restricted free agent Tracy Moore to a one-year contract.
	24:	Signed unrestricted free agent Dexter Cambridge to a one-year contract with an option for a second year.
Sept.	18:	Traded Rodney McCray to Chicago for Golden State's first-round pick in 1993 and two conditional second-round draft choices.
Oct.	6:	Signed restricted free agent Brian Howard to a one-year contract.
	7:	Signed unrestricted free agents Stephen Bardo, Walter Bond and Walter Palmer to one-year contracts.
	15:	Signed unrestricted free agent Radisav Curcic to a one-year contract.
Jan.	5:	Waived Walter Palmer.
	6:	Waived Stephen Bardo.
	13:	Dismissed Richie Adubato as head coach. Named Gar Heard interim head coach.
Feb.	4:	Waived Tracy Moore. Signed Lamont Strothers to a 10-day contract.
	15:	Signed Lamont Strothers to a second 10-day contract.
	16:	Signed Morlon Wiley to a 10-day contract.
	25:	Released Lamont Strothers following the expiration of his second 10-day contract.
	26:	Signed Morlon Wiley to a second 10-day contract.
March	2:	Signed Tim Legler to a 10-day contract.
	4:	Signed Quinn Buckner to a five-year contract as head coach, beginning with the 1993-94 season. Signed Jim Jackson to a six-year contract.
	8:	Signed Morlon Wiley to a contract for the rest of the season.
	12:	Signed Tim Legler to a second 10-day contract.
	22:	Signed Tim Legler for the remainder of the season.

1991-1992

May	1:	Did not exercise option on the second year of Alex English's contract, making him an unrestricted free agent.
Aug.	2:	Signed unrestricted free agent Brad Davis to a one-year contract.
	6:	Signed unrestricted free agent Terry Davis to a two-year contract.
Oct.	3:	Signed second-round draft choice Mike Iuzzolino to a two-year contract. Signed free agents Jim Grandholm and Joao Vianna.
	5:	Signed second-round draft pick Donald Hodge to a one-year contract.
	16:	NBA permanently dismissed Roy Tarpley under terms of the NBA anti-drug agreement.
	30:	Waived Jim Grandholm.
Nov.	2:	Signed Doug Smith to a four-year contract.
	12:	Waived Joao Vianna.
Jan.	17:	Signed Tracy Moore to a 10-day contract.
	27:	Signed Tracy Moore to a second 10-day contract.



- 29: Suspended James Donaldson without pay for one game for his role in an altercation in practice.
- Feb. 3: Signed Brian Howard to a 10-day contract.
- 6: Signed Tracy Moore to a contract for the remainder of the season.
- 13: Signed Brian Howard to a second 10-day contract.
- 20: Acquired Brian Quinnett from New York for James Donaldson.
- 24: Signed Brian Howard to a contract for the remainder of the season.
- March 22: Signed Tom Garrick to a 10-day contract.
- April 3: Signed Tom Garrick to a second 10-day contract.

1990-1991

- June 21: Acquired Fat Lever from Denver for Washington's first-round choice in the 1990 draft and Detroit's first-round choice in 1991.
- 26: Acquired Rodney McCray, Sacramento's 1990 second-round pick and Washington's 1991 second-round draft choice in exchange for Bill Wennington, Indiana's 1990 first-round draft choice and Dallas' 1990 first-round draft choice.
- 27: Renounced the rights to restricted free agent Anthony Jones.
- July 19: Signed restricted free agent Bob McCann to a two-year contract.
- Aug. 15: Signed unrestricted free agent Alex English to a one-year contract.
- Oct. 1: Signed unrestricted free agents Kelvin Upshaw, John Shasky and Jim Grandholm.
- 4: Signed restricted free agent Steve Alford to a one-year contract.
- 18: Waived Jim Grandholm.
- 27: Waived Bob McCann and Kelvin Upshaw.
- Nov. 11: Signed rookie free agent Jim Grandholm to a one-year contract.
- 12: Signed free agent Kelvin Upshaw to a one-year contract.
- Dec. 24: Waived Kelvin Upshaw.
- 29: Signed Kelvin Upshaw to a 10-day contract.
- Jan. 5: Signed Howard Wright to a 10-day contract.
- 9: Signed Kelvin Upshaw to a second 10-day contract.
- 15: Signed Howard Wright to a second 10-day contract.
- 18: Coach Richie Adubato suspended for one game and fined \$1,500 by the NBA for his conduct following the 100-94 loss at San Antonio on Jan. 16.
- 19: Signed Kelvin Upshaw to a contract for the remainder of the season.
- 23: Released Howard Wright from his second 10-day contract.
- April 5: Roy Tarpley suspended by NBA drug counselors indefinitely without pay.

1989-1990

- June 15: Morlon Wiley claimed by Orlando in the expansion draft.
- July 5: Signed restricted free agent Anthony Jones to a one-year contract.
- Aug. 9: Signed unrestricted free agent Brad Davis to a two-year contract.
- 23: Signed first-round draft choice Randy White to a five-year contract.
- 31: Signed Roy Tarpley to a three-year contract extension.
- Oct. 5: Signed unrestricted veteran free agent Steve Alford to a one-year contract.
- 6: Signed restricted free agent Bill Wennington to a two-year contract.
- 12: Signed restricted free agent Sam Perkins to a one-year contract.
- 26: Acquired a second-round draft choice in 1993 from Milwaukee for the rights to unsigned second-round draft choice Pat Durham.
- Nov. 16: Roy Tarpley suspended indefinitely by the ASAP Family Treatment Program for violating his aftercare program.
- 29: Relieved head coach John MacLeod of his duties.
- Dec. 4: Named Richie Adubato head coach for the remainder of the season.
- 14: Signed unrestricted free agent Micheal Williams to a one-year contract.
- 26: Waived Michael Williams.
- Jan. 6: Signed unrestricted free agent Kelvin Upshaw to a 10-day contract.
- 16: Signed Kelvin Upshaw to a second 10-day contract.
- 20: Adrian Dantley signed an amendment to his contract, in effect making Dantley an unrestricted free agent at the end of the



season. Dantley had been under contract through 1990-91.

- 22: Released Kelvin Upshaw from the final four days of his second 10-day contract to allow Upshaw to pursue an opportunity in Europe. Roy Tarpley was removed from the suspended list by the ASAP Family Treatment Program.
- Feb. 12: Signed unrestricted free agent Bob McCann to a 10-day contract.
- 22: Signed Bob McCann to a second 10-day contract.
- March 7: Signed Bob McCann to a contract for the remainder of the season.
- April 6: Suspended Roy Tarpley for two games for missing practice without notification.
- 9: Signed free agent Mark Wade to a 10-day contract.
- 17: Released Mark Wade from his 10-day contract.
- 22: Named Richie Adubato permanent head coach.
- May 2: Waived Adrian Dantley per 1/20/90 contract amendment.

1988-1989

- June 23: Sent the 1988 first-round draft choice (20th overall) to Miami. In exchange, Miami agreed to select Arvid Kramer, who was on Dallas' suspended list, in the expansion draft, bypassing Steve Alford, Uwe Blab and Bill Wennington.
- 28: Signed unrestricted free agent Brad Davis to a one-year contract.
- Nov. 1: Signed unrestricted free agent Terry Tyler to a one-year contract.
- 3: Waived Jim Farmer.
- Dec. 13: Waived Steve Alford.
- Jan. 5: Roy Tarpley was suspended by NBA drug counselors indefinitely without pay.
- 22: Signed Anthony Jones to a 10-day contract.
- Feb. 1: Signed Anthony Jones to a second 10-day contract.
- 13: Signed Anthony Jones to a contract for the remainder of the season.
- 15: Adrian Dantley and Detroit's first-round draft choice in 1991 from Detroit for Mark Aguirre.
- 21: Acquired Herb Williams from Indiana for Detlef Schrempf and a second-round draft choice in 1990 or 1991. Indiana received Dallas' second-round draft choice in the same year the Pacers give Dallas the first-round pick to complete the Garnett/Stansbury trade of October 1984.
- April 8: Signed Rolando Blackman and Derek Harper.
- 12: Activated Roy Tarpley from the suspended list.

1987-1988

- June 4: Named John MacLeod head coach.
- 17: Signed free agent Dennis Nutt to a one-year contract.
- Oct. 1: Signed first-round draft choice Jim Farmer to a two-year contract.
- 9: Signed second-round draft choice Steve Alford to a two-year contract.
- 30: Waived Dennis Nutt.
- Nov. 17: Waived Al Wood.

1986-1987

- June 17: Acquired a second-round choice in 1989 and future considerations from Cleveland for second-round draft choice Mark Price.
- 19: Waived right of first refusal on free agent Harold Keeling.
- July 23: Acquired Al Wood from Seattle for Dale Ellis.
- Sept. 3: Acquired a first-round draft choice in 1990 from Washington for Jay Vincent.
- Oct. 2: Signed Roy Tarpley to a five-year contract.
- 16: Signed Brad Davis to a one-year contract extension.
- 27: Waived Anthony Welch and Dennis Nutt.
- Dec. 22: Waived Myron Jackson.
- 31: Signed Dennis Nutt.
- Jan. 26: Signed Derek Harper to a nine-year contract extension.
- March 14: Signed James Donaldson to a five-year contract extension.



April 7: The NBA suspended coach Dick Motta for one game for his public statements regarding the Houston Rockets.

1985-1986

May 1: Traded Denver's first-round pick in 1985 to Boston for the Celtics' first-round pick in 1985 and the second-round pick in 1988.
 8: Waived Tom Sluby.
 20: Head coach Dick Motta announced his retirement.

June 26: Signed free agent Wallace Bryant to a two-year contract.

July 19: Signed Uwe Blab to a four-year contract.

Sept. 11: Signed Bill Wennington to a four-year contract.
 24: Signed Detlef Schrempf to a four-year contract.

Nov. 25: Acquired James Donaldson from L.A. Clippers for Kurt Nimphius.
 26: Waived Wallace Bryant.

Dec. 1: Signed Jay Vincent to a six-year contract extension (begins in 1987-88).
 21: Suspended Mark Aguirre.
 23: Reinstated Mark Aguirre.

Jan. 3: Signed rookie Harold Keeling to a 10-day contract.
 13: Signed Harold Keeling to a second 10-day contract.
 23: Signed Harold Keeling to a contract for the remainder of the year.

1984-1985

July 12: New York signed free agent Pat Cummings. Dallas received New York's 1985 third round draft choice and 1986 second-round draft choice in exchange for not exercising right of first refusal.

Aug. 23: Denver signed free agent Elston Turner. Dallas received Howard Carter in exchange for not exercising right of first refusal.

Sept. 14: Acquired Wallace Bryant from Chicago for a second-round pick in 1986.
 27: Signed Kurt Nimphius to a three-year contract.

Oct. 8: Signed Terence Stansbury to a four-year contract.
 9: Signed Sam Perkins to a five-year contract.

22: Acquired a 1990 first-round draft choice from Indiana for Bill Garnett and Terence Stansbury. If that choice is in the top seven selections, Dallas instead receives Indiana's 1991 first-rounder.

23: Waived Mark West.

Dec. 17: Waived Howard Carter.

1983-1984

June 29: Traded second-round draft choice Dirk Minniefield for a second-round choice in 1986 and the option to switch 1987 second-round choices with New Jersey.

Aug. 1: Signed first-round draft choice Derek Harper and second-round draft choice Mark West.
 12: Acquired New Jersey's 1985 first-round draft choice, New York's 1984 second-round draft choice and Fouts Walker from New Jersey for Kelvin Ransey.

Sept. 26: Signed first-round draft choice Dale Ellis to a five-year contract.

Oct. 11: Waived Fouts Walker.

Feb. 20: Signed Roger Phegley to a 10-day contract.

March 1: Signed Roger Phegley to a second 10-day contract.
 10: Signed Roger Phegley to a contract for the remainder of the season.

1982-1983

June 28: Acquired Kelvin Ransey from Portland for Wayne Cooper and a 1985 first-round draft choice.
 June 28: Acquired Pat Cummings from Milwaukee for a second-round pick in 1982.
 Aug. 31: Waived Tom LaGarde.



- Sept. 30: Signed first-round draft choice Bill Garnett to a five-year contract.
- Oct. 9: Waived Clarence Kea.
- Dec. 21: Waived Scott Lloyd.
- 27: Reinstated Corny Thompson from the injured list.

1981-1982

- June 10: Signed first-round pick Mark Aguirre to a five-year contract.
- 24: Signed first-round pick Rolando Blackman to a five-year contract. Signed second-round pick Jay Vincent to a four-year contract.
- July 24: Placed Stan Pietkiewicz on waivers.
- 25: Signed second-round pick Elston Turner to a three-year contract.
- Aug. 20: Acquired Allan Bristow and Wayne Cooper from Utah for Bill Robinzine.
- Oct. 5: Waived Chad Kinch.
- 27: Waived Abdul Jeelani.
- Dec. 22: Waived Oliver Mack. Re-signed Clarence Kea.

1980-1981

- June 9: Acquired a second-round pick in 1981 and future considerations from Phoenix for Wiley Peck. Signed rookie free agent Ralph Drollinger.
- Aug. 6: Signed free agent Jerome Whitehead.
- Sept. 11: Acquired a second-round draft choice in 1983 and future considerations from Utah for Billy McKinney.
- 16: Acquired a first-round draft choice in 1984 from Cleveland for Mike Bratz.
- Oct. 3: Waived Bingo Smith and Raymond Townsend.
- 8: Waived Clarence Kea, Ken Dancy and Jack Givens.
- 30: Acquired Bill Robinzine, Atlanta's first-round draft choice in 1983 (which belonged to Cleveland) and Cleveland's first-round draft choice in 1986 from Cleveland for Richard Washington and Jerome Whitehead.
- Nov. 6: Acquired future considerations from Washington for Austin Carr.
- 17: Signed free agent Oliver Mack. Waived Joe Hassett.
- Dec. 1: Waived Darrell Allums.
- 2: Waived Terry Duerod. Signed free agent Brad Davis.
- 10: Acquired Denver's first-round draft picks in 1981 and 1985 for a first-round pick in 1986 and Kiki Vandeweghe.
- Jan. 2: Signed free agent Monti Davis to a 10-day contract.
- 12: Signed free agent Stan Pietkiewicz to a 10-day contract. Waived Monti Davis.
- 21: Signed Stan Pietkiewicz to a second 10-day contract.
- 28: Signed Stan Pietkiewicz to a contract for the remainder of the season.
- Feb. 7: Acquired Chad Kinch and a first-round draft choice in 1985 for Geoff Huston and a third round draft choice in 1983.
- 10: Signed Clarence Kea to a 10-day contract.
- 19: Waived Winford Boynes. Signed Clarence Kea to a second 10-day contract.
- March 2: Signed Clarence Kea to a contract for the rest of the season. Ralph Drollinger announced his retirement.
- 27: Signed Brad Davis to a multi-year contract.



MAVS NBA LEADERS

1980-81

Jim Spanarkel..... 4th Ft Pct. .887

1981-82

Jay Vincent..... 15th Scoring 21.4
Mark Aguirre..... 7th 3-Pt Fg Pct. .352

1982-83

Mark Aguirre..... 6th Scoring 24.4
Brad Davis..... 8th Fg Pct. .572
..... 6th Ft Pct. .845
..... 10th Assists 7.2

1983-84

Mark Aguirre..... 2nd Scoring 29.5
Rolando Blackman..... 13th Scoring 22.4
Brad Davis..... 10th Assists 6.9

1984-85

Mark Aguirre..... 8th Scoring 25.7
Brad Davis..... 3rd Ft Pct. .888
..... 3rd 3-Pt Fg Pct. .409
Dale Ellis..... 5th 3-Pt. Fg Pct. .385

1985-86

Mark Aguirre..... 12th Scoring 22.6
Rolando Blackman..... 15th Scoring 21.5
Dale Ellis..... 8th 3-Pt Fg Pct. .364
James Donaldson..... 9th Rebounding 9.6
Brad Davis..... 9th Ft Pct. .868

1986-87

Mark Aguirre..... 7th Scoring 25.7
James Donaldson..... 4th Fg Pct. .586
Rolando Blackman..... 9th Ft Pct. .884
Detlef Schrempf..... 2nd 3-Pt Fg Pct. .478
James Donaldson..... 4th Rebounding 11.9
Derek Harper..... 7th Steals 2.17

1987-88

Mark Aguirre..... 8th Scoring 25.1
Roy Tarpley..... 7th Rebounding 11.8
Derek Harper..... 9th (Tie) Steals 2.05

1989-90

Derek Harper..... 5th Steals 2.28

1991-92

Mike Iuzzolino..... 4th 3-Pt. Fg Pct. .434
Rolando Blackman..... 4th Ft Pct. .898

1994-95

Jamal Mashburn..... 5th Scoring 24.1
Popeye Jones..... 10th (Tie) Rebounding 10.6
Jason Kidd..... 10th (Tie) Assists 7.7
..... 7th Steals 1.91

1995-96

Jason Kidd..... 2nd Assists 9.7
..... 4th (Tie) Steals 2.16

1996-97

Shawn Bradley..... 1st Blocked Shots 3.40
Robert Pack..... 9th Assists 8.4

†

1997-98

Michael Finley..... 11th Scoring 21.5
..... 1st Minutes 41.4
Shawn Bradle..... 3rd Blocked Shots 3.34
Hubert Davis..... 4th 3-Pt. Fg Pct. .439

1998-99

Michael Finley..... 13th Scoring 20.2
..... 3rd Minutes 41.0
Shawn Bradley..... 2nd Blocked Shots 3.24
Hubert Davis..... 3rd 3-Pt. Fg Pct. .451

1999-2000

Michael Finley..... 11th Scoring 22.6
..... 1st Minutes 42.2
Hubert Davis..... 1st 3-Pt. Fg Pct. .491
Shawn Bradley..... 5th Blocked Shots 2.47

2000-01

Michael Finley..... 1st Minutes 42.0
Steve Nash..... 4th Ft Pct. .895
Shawn Bradley..... 3rd Blocked Shots 2.78

2001-02

Dirk Nowitzki..... 8th Scoring 23.4
..... 8th Rebounding 9.9
Michael Finley..... 10th Minutes 39.9
Steve Nash..... 5th 3-Pt. Fg Pct. .455
..... 5th Ft Pct. .887
..... 9th Assists 7.7
Raef LaFrentz..... 2nd Blocks 2.73

2002-03

Dirk Nowitzki..... 6th Scoring 25.1
..... 7th Rebounding 9.9
..... 7th Ft Pct. .881
Michael Finley..... 15th (Tie) Ft Pct. .861
Steve Nash..... 3rd Ft Pct. .909
..... 6th 3-Pt. Fg Pct. .413
..... 8th Assists 7.3
Shawn Bradley..... 9th Blocks 2.10

2003-04

Dirk Nowitzki..... 9th Scoring 21.8
..... 8th (Tie) Ft Pct. .877
Michael Finley..... 11th (Tie) 3-Pt. Fg Pct. .405
..... 15th Minutes 38.6
Steve Nash..... 3rd Assists 8.8
..... 11th (Tie) 3-Pt. Fg Pct. .405
..... 2nd Ft Pct. .916
Antawn Jamison..... 3rd (Tie) Fg Pct. .535

2004-05

Dirk Nowitzki..... 4th Scoring 26.1
..... 9th (Tie) Rebounding 9.7
..... 12th Ft Pct. 86.9
..... 10th (Tie) Minutes 38.7
Josh Howard..... 15th Steals 1.53
Jason Terry..... 10th 3-Pt. Fg Pct. .420

2005-06

Dirk Nowitzki..... 7th Scoring 26.6
..... 15th (Tie) Rebounding 9.0
..... 4th Ft Pct. .901
Jerry Stackhouse..... 7th Ft Pct. .882
DeSagana Diop..... 14th Blocks 1.80

**2006-07**

Dirk Nowitzki.....	10th (Tie) Scoring	24.6
.....	11th (Tie) Rebounding	8.9
.....	13th 3-Pt. Fg Pct.	.416
.....	2nd (Tie) Ft Pct.	.904
Jason Terry.....	6th 3-Pt. Fg Pct.	.438

2007-08

Jason Kidd.....	4th Assists	10.1
.....	11th (Tie) Steals	1.70
Dirk Nowitzki.....	7th Scoring	23.6
.....	10th Ft Pct.	.879
Jerry Stackhouse.....	7th Ft Pct.	.892

2008-09

Jason Kidd.....	5th Assists	8.7
.....	3rd Steals	2.0
Dirk Nowitzki.....	4th Scoring	25.9
.....	7th Ft Pct.	.890
.....	13th Minutes	37.7
Jason Terry.....	11th Ft Pct.	.880

2009-10

Dirk Nowitzki.....	7th Scoring	25.0
.....	2nd Ft Pct.	.915
.....	15th Minutes	37.5
Jason Kidd.....	5th Assists	9.1
.....	5th Steals	1.81
.....	11th 3Fg Pct.	.425
Jason Terry.....	13th Ft Pct.	.866
Brendan Haywood.....	13th Rebounds	9.3
.....	4th Blocks	2.05
Caron Butler.....	12th Steals	1.57
.....	14th Minutes	37.6

2010-11

Dirk Nowitzki.....	10th Scoring	23.0
.....	7th Ft Pct.	.892
Jason Kidd.....	8th Assists	8.2
.....	7th Steals	1.68
Tyson Chandler.....	10th Rebounds	9.4
Peja Stojakovic.....	12th 3Fg Pct.	.419

2011-12

Dirk Nowitzki.....	8th Scoring	21.6
.....	3rd Ft Pct.	.896

2012-13

Darren Collison.....	9th Ft Pct.	.880
Dirk Nowitzki.....	11th Ft Pct.	.860

2013-14

Dirk Nowitzki.....	13th Scoring	21.7
.....	2nd Ft Pct.	.899
Monta Ellis.....	11th Steals	1.72
.....	8th Minutes	36.9
Jose Calderon.....	4th 3Fg Pct.	.449

2014-15

Dirk Nowitzki.....	8th Ft Pct.	.882
Tyson Chandler.....	5th Rebounding	11.5
Monta Ellis.....	8th Steals	1.85
Rajon Rondo.....	5th Assists	7.9

2015-16

Dirk Nowitzki.....	5th Ft Pct.	.893
Zaza Pachulia.....	14th Rebounding	9.4
Chandler Parsons.....	9th 3Fg Pct.	.414
Deron Williams.....	15th Ft Pct.	.869

2016-17

Seth Curry.....	6th 3Fg Pct.	.425
Harrison Barnes.....	12th Minutes	35.5

2017-18

Jose Juan Barea.....	12th Assists	6.3
Doug McDermott.....	11th 3Fg Pct.	.426



MAVS TOP GAMES

40 OR MORE POINTS*

53	Dirk Nowitzki, vs. Houston (OT).....	12/2/04
51	Dirk Nowitzki, vs. Golden State.....	3/23/06
50	Jim Jackson, at Denver (OT).....	11/26/94
50	Jamal Mashburn, at Chicago (OT).....	11/12/94
49	Mark Aguirre, vs. Philadelphia.....	1/28/85
47	Josh Howard, vs. Utah.....	12/8/07
46	Dirk Nowitzki, vs. Oklahoma City.....	12/13/08
46	Rolando Blackman, vs. Sacramento (OT).....	3/12/86
46	Mark Aguirre, vs. Denver (OT).....	3/1/85
46	Mark Aguirre, vs. Denver.....	3/24/84
45	Jamal Mashburn, vs. Washington (OT).....	12/8/94
45	Sam Perkins, at Golden State.....	4/12/90
45	Mark Aguirre, vs. Washington.....	2/22/85
44	Dirk Nowitzki, vs. Chicago (OT).....	2/7/09
44	Dirk Nowitzki, at Denver.....	1/13/09
44	Jim Jackson, at Washington.....	2/21/95
44	Mark Aguirre, at Portland.....	2/6/83
43	Dirk Nowitzki, at Indiana (OT).....	1/12/07
43	Dirk Nowitzki, at Seattle.....	1/27/04
43	Mark Aguirre, at New Jersey.....	3/24/87
43	Rolando Blackman, vs. Golden State.....	3/10/84
43	Mark Aguirre, at Indiana.....	1/25/83
42	Dirk Nowitzki, vs. Detroit.....	11/23/10
42	Michael Finley, at Detroit.....	11/27/02
42	Jamal Mashburn, at Houston (2OT).....	4/11/95
42	Derek Harper, vs. Portland (3OT).....	12/29/89
42	Mark Aguirre, at Phoenix (2OT).....	3/3/86
42	Rolando Blackman, at New Jersey.....	2/17/86
42	Mark Aguirre, vs. Sacramento.....	11/2/85
42	Mark Aguirre, vs. Phoenix.....	2/17/84
42	Mark Aguirre, at Portland.....	2/7/84
42	Mark Aguirre, at L.A. Lakers.....	12/2/83
42	Mark Aguirre, vs. Golden State.....	11/14/81
41	Dirk Nowitzki, vs. San Antonio (OT).....	11/18/09
41	Dirk Nowitzki, vs. Oklahoma City (OT).....	2/27/09
41	Dirk Nowitzki, at Miami.....	11/11/04
41	Mark Aguirre, at Golden State.....	1/11/89
41	Mark Aguirre, vs. San Antonio.....	2/20/87
41	Rolando Blackman, at New York.....	1/13/87
41	Mark Aguirre, at Golden State.....	4/2/85
41	Mark Aguirre, vs. Utah.....	1/11/84
41	Jay Vincent, vs. Kansas City.....	12/29/81
40	Dirk Nowitzki, vs. Portland (OT).....	3/20/16
40	Dirk Nowitzki, vs. New Orleans.....	1/11/14
40	Dirk Nowitzki, at Utah (3OT).....	4/16/12
40	Dirk Nowitzki, vs. Utah.....	3/3/12
40	O.J. Mayo, at Houston.....	12/8/12
40	Dirk Nowitzki, at Portland.....	4/9/10
40	Rodrigue Beaubois, at Golden State.....	3/27/10

40 OR MORE POINTS (CONTINUED)*

40	Dirk Nowitzki, vs. Utah.....	11/3/09
40	Dirk Nowitzki, vs. Detroit.....	2/7/04
40	Dirk Nowitzki, vs. Milwaukee.....	12/30/02
40	Dirk Nowitzki, at Atlanta.....	1/15/02
40	Jim Jackson, vs. Boston.....	12/15/94
40	Mark Aguirre, at Sacramento.....	2/12/87
40	Mark Aguirre, vs. Golden State.....	3/1/86
40	Mark Aguirre, at Detroit.....	2/13/85
40	Mark Aguirre, at San Diego.....	12/11/83
40	Mark Aguirre, at Golden State (OT).....	12/10/83
40	Jay Vincent, at New York.....	2/16/82

20 OR MORE REBOUNDS*

28	Popeye Jones, vs. Indiana.....	1/9/96
27	Popeye Jones, vs. L.A. Clippers.....	4/6/96
27	James Donaldson, vs. Portland (3OT).....	12/29/89
26	Erick Dampier, vs. Philadelphia.....	1/29/05
25	Tyson Chandler, vs. New York (OT).....	11/26/14
25	Roy Tarpley, vs. Milwaukee.....	4/1/90
24	Roy Tarpley, vs. New York.....	3/22/88
23	Tyson Chandler, vs. Phoenix.....	4/8/15
23	Dirk Nowitzki, vs. Boston.....	2/21/02
23	Roy Tarpley, vs. Phoenix.....	2/22/88
23	Roy Tarpley, vs. Indiana.....	1/13/88
22	Dirk Nowitzki, vs. L.A. Lakers.....	4/3/03
22	Shawn Bradley, vs. Portland.....	4/7/98
22	Popeye Jones, vs. Denver.....	12/1/94
22	Roy Tarpley, at Sacramento.....	11/7/89
22	James Donaldson, vs. New Jersey.....	3/6/89
22	James Donaldson, vs. Miami.....	2/16/89
22	James Donaldson, vs. Denver.....	12/19/86
22	James Donaldson, vs. Denver.....	12/14/85
21	Zaza Pachulia, at Portland (OT).....	12/1/15
21	Dirk Nowitzki, at San Antonio.....	4/6/02
21	Dirk Nowitzki, vs. Sacramento.....	2/23/02
21	Dennis Rodman, vs. New Jersey.....	3/2/00
21	Popeye Jones, at Houston (2OT).....	4/11/95
21	Terry Davis, at Detroit.....	1/13/92
21	James Donaldson, at San Antonio.....	2/20/89
21	Roy Tarpley, at L.A. Clippers.....	3/18/88
21	Roy Tarpley, at L.A. Lakers.....	3/12/88
21	Roy Tarpley, vs. Denver.....	2/29/88
21	James Donaldson, vs. Houston.....	3/14/87
21	James Donaldson, at Boston.....	1/14/87
21	James Donaldson, vs. Denver.....	4/3/86
20	22 times: Dirk Nowitzki (3), Erick Dampier (1), Brendan Haywood (1), Shawn Bradley (1), Samaki Walker (1), Chris Gatling (1), Lorenzo Williams (1), Popeye Jones (4), Roy Tarpley (3), James Donaldson (3), Sam Perkins (1), Pat Cummings (1), Tyson Chandler (1)	

16 OR MORE ASSISTS*

25	Jason Kidd, vs. Utah (2OT).....	2/8/96
20	Jason Kidd, vs. Phoenix.....	4/5/09
19	Steve Nash, vs. Sacramento.....	4/1/04
18	Jason Kidd, vs. Charlotte.....	10/27/10
18	Jason Kidd, at Orlando (OT).....	12/2/96
18	Jason Kidd, vs. Seattle.....	12/12/95
18	Derek Harper, vs. Boston.....	12/29/88
17	Jason Kidd, at Atlanta (OT).....	2/26/10
17	Jason Kidd, at Boston.....	1/18/10
17	Jason Kidd, at Milwaukee (OT).....	11/16/09
17	Jason Kidd, vs. Golden State.....	4/2/08
17	Jason Kidd, at Minnesota.....	2/24/08
17	Steve Nash, at Utah.....	11/20/00
17	Jason Kidd, vs. Chicago.....	11/29/96
17	Jason Kidd, at Golden State.....	3/13/95
17	Derek Harper, at Cleveland.....	2/18/90
17	Mark Aguirre, vs. Denver.....	11/23/88
17	Brad Davis, vs. San Antonio.....	3/18/86
17	Brad Davis, vs. Cleveland (OT).....	3/16/85
16	Deron Williams, vs. Portland (OT).....	3/20/16
16	Jason Kidd, vs. Golden State.....	2/3/10
16	Jason Kidd, vs. Minnesota.....	12/30/08
16	Steve Nash, at New Jersey.....	3/21/04
16	Jason Kidd, at Vancouver.....	3/1/96
16	Jason Kidd, vs. L.A. Clippers.....	1/30/96
16	Jason Kidd, at Phoenix.....	1/12/96
16	Jason Kidd, vs. Phoenix.....	12/27/94
16	Derek Harper, vs. Milwaukee.....	1/22/92
16	Derek Harper, at Seattle.....	11/10/87
16	Mark Aguirre, vs. Denver.....	1/14/83
16	Brad Davis, vs. L.A. Lakers.....	3/17/81
16	Brad Davis, at Kansas City.....	2/26/81

* Regular season games only



OPPONENT TOP GAMES

40 OR MORE POINTS*

62	Kobe Bryant, at L.A. Lakers	12/20/05
53	Tim Duncan, at San Antonio (OT)	12/26/01
52	Kevin Durant, Oklahoma City at Dallas (OT)	1/18/13
52	Andre Miller, Portland at Dallas (OT)	1/30/10
52	Kobe Bryant, at L.A. Lakers	3/2/08
51	Stephen Curry, at Golden State	2/4/15
50	Larry Bird, Boston at Dallas	3/10/86
50	Bernard King, New York at Dallas	2/1/84
50	Adrian Dantley, at Utah	10/31/80
48	Tracy McGrady, Houston at Dallas (OT)	12/2/04
48	Adrian Dantley, at Utah	3/18/81
47	Kyrie Irving, Boston at Dallas (OT)	11/20/17
47	Danilo Gallinari, at Denver (2OT)	4/10/15
46	Monta Ellis, Golden State at Dallas	2/3/10
46	LeBron James, at Cleveland	3/29/06
46	Jason Terry, at Atlanta	1/15/02
46	Shaquille O'Neal, at L.A. Lakers	12/5/01
46	Latrell Sprewell, at Golden State	1/21/97
46	Adrian Dantley, Utah at Dallas	1/20/84
45	Russell Westbrook, at Oklahoma City	1/26/17
45	Klay Thompson, at Golden State	1/27/16
45	Tracy McGrady, Houston at Dallas	1/16/07
45	George Gervin, Chicago at Dallas	1/27/86
45	George Gervin, San Antonio at Dallas	11/27/82
45	Purvis Short, Golden State at Dallas	3/12/81
44	Carmelo Anthony, at New York	2/24/14
44	Purvis Short, Golden State at Dallas (OT)	1/11/86
44	Mike Mitchell, at San Antonio	2/28/84
44	Moses Malone, Houston at Dallas (OT)	2/27/82
43	Kevin Durant, Oklahoma City at Dallas (OT)	3/25/14
43	Carmelo Anthony, Denver at Dallas	3/27/09
43	Stephon Marbury, New York at Dallas	3/30/07
43	Kobe Bryant, L.A. Lakers at Dallas	12/12/05
43	Gilbert Arenas, Washington at Dallas	1/18/05
43	Shaquille O'Neal, at L.A. Lakers	4/17/98
43	David Robinson, at San Antonio	1/15/95
43	Shaquille O'Neal, Orlando at Dallas	3/3/94
43	Michael Jordan, Chicago at Dallas	4/7/90
42	LeBron James, Miami at Dallas	2/18/14
42	Damian Lillard, Portland at Dallas	11/4/16
42	Carmelo Anthony, at Denver	2/10/11
42	Chris Paul, New Orleans at Dallas	4/10/09
42	Shaquille O'Neal, Orlando at Dallas	1/18/95
42	David Robinson, at San Antonio (OT)	12/6/94
42	Karl Malone, Utah at Dallas	1/13/90
42	Butch Carter, at Indiana	1/25/83
41	Kemba Walker, at Charlotte	1/10/18
41	Devin Harris, at New Jersey	12/19/08
41	Deron Williams, Utah at Dallas	12/8/07
41	Amaré Stoudemire, Phoenix at Dallas (2OT)	3/14/07

40 OR MORE POINTS (CONTINUED)*

41	Stephon Marbury, at Phoenix	1/17/03
41	Michael Jordan, at Chicago	12/29/97
41	Hakeem Olajuwon, Houston at Dallas	1/3/95
41	Sean Elliott, at San Antonio	12/18/92
41	Michael Jordan, at Chicago	12/12/89
41	Sleepy Floyd, at Golden State	12/6/86
41	Clyde Drexler, Portland at Dallas	3/14/86
41	Kiki Vandeweghe, at Denver	2/8/84
40	Klay Thompson, at Golden State	3/25/16
40	DeMar DeRozan, at Toronto	1/22/14
40	Kevin Durant, at Oklahoma City (OT)	12/27/12
40	Kobe Bryant, L.A. Lakers at Dallas	1/25/08
40	Jason Richardson, Golden State at Dallas	3/23/06
40	Kobe Bryant, at L.A. Lakers	3/4/05
40	Alonzo Mourning, Miami at Dallas	3/12/96
40	Joe Dumars, Detroit at Dallas	2/19/94
40	Johnny Newman, Charlotte at Dallas	1/19/91
40	Dominique Wilkins, at Atlanta	3/29/88
40	Alex English, at Denver	1/31/85
40	Larry Bird, Boston at Dallas	11/27/84
40	Purvis Short, at Golden State	11/15/84
40	George Gervin, San Antonio at Dallas	4/16/83
40	Purvis Short, Golden State at Dallas	12/2/82
40	Alex English, Denver at Dallas	11/13/82
40	Adrian Dantley, at Utah	4/6/82
40	Adrian Dantley, at Utah	1/8/81
40	Moses Malone, Houston at Dallas (OT)	1/2/81

21 OR MORE REBOUNDS*

32	Dennis Rodman, at San Antonio	1/22/94
31	Kevin Willis, Atlanta at Dallas	12/3/91
27	DeAndre Jordan, L.A. Clippers at Dallas	2/9/15
27	Dennis Rodman, at Chicago	12/29/97
26	Al Jefferson, at Utah (3OT)	4/16/12
26	Lorenzen Wright, at Memphis	11/4/01
26	Ervin Johnson, Denver at Dallas	4/19/97
25	Rudy Gobert, Utah at Dallas (OT)	1/20/17
25	Charles Barkley, at Philadelphia	3/30/86
25	Edgar Jones, at San Antonio (2OT)	3/13/84
24	Hassan Whiteside, at Miami	1/30/15
24	Andre Drummond, at Detroit	12/17/14
24	Ben Wallace, at Detroit	11/27/02
24	Danny Fortson, Denver at Dallas	2/25/99
24	Moses Malone, Philly at Dallas (OT)	2/29/82
23	Dwight Howard, Charlotte at Dallas	3/24/18
23	Dwight Howard, at Orlando	12/21/10
23	DeJuan Blair, San Antonio at Dallas	4/14/10
23	Dikembe Mutombo, at Denver	12/5/93
22	DeMarcus Cousins, New Orleans at Dallas	11/3/17
22	Serge Ibaka, at Oklahoma City	2/19/15

21 OR MORE REBOUNDS (CONTINUED)*

22	Reggie Evans, Brooklyn at Dallas	3/20/13
22	Kevin Garnett, Minnesota at Dallas	1/3/04
22	Malik Rose, at San Antonio	11/8/03
22	Shareef Abdur-Rahim, at Vancouver (OT)	2/6/00
22	Dennis Rodman, Chicago at Dallas (OT)	3/12/98
22	Anthony Mason, Charlotte at Dallas	2/25/97
22	Shawn Kemp, Seattle at Dallas	12/12/95
22	Hakeem Olajuwon, at Houston	4/3/91
22	Hakeem Olajuwon, at Houston	3/10/89
22	Robert Parish, at Boston	3/3/89
22	Cliff Robinson, at Cleveland	2/16/83
22	Moses Malone, Houston at Dallas (OT)	3/24/81
21	Karl-Anthony Towns, at Minnesota	4/3/16
21	Anderson Varejao, at Cleveland	1/20/14
21	Anthony Tolliver, at Golden State	3/27/10
21	Dikembe Mutombo, at Atlanta	2/5/01
21	Antawn Jamison, Golden State at Dallas	1/25/00
21	Jayson Williams, at New Jersey	3/17/99
21	Dennis Rodman, at Chicago	3/25/97
21	Loy Vaught, at L.A. Clippers	4/23/95
21	Shaquille O'Neal, at Orlando	3/16/94
21	Dennis Rodman, at Detroit	1/13/92
21	Rony Seikaly, at Miami	11/14/90
21	Kurt Rambis, at Charlotte	12/16/88
21	Bill Laimbeer, Detroit at Dallas	11/15/88
21	Kenny Carr, at Portland	12/14/86
21	Artis Gilmore, at San Antonio	1/11/83
21	Moses Malone, at Houston	2/23/82
21	Moses Malone, at Houston	10/29/80

20 OR MORE ASSISTS*

25	Isiah Thomas, at Detroit	2/13/85
23	Magic Johnson, L.A. Lakers at Dallas	4/20/88
22	Robert Pack, at New Jersey	11/23/96
20	Deron Williams, at Utah	3/3/08
20	Kevin Johnson, at Phoenix	4/3/90
20	John Stockton, Utah at Dallas	4/21/89
20	Gus Williams, at Seattle	12/9/83

* Regular season games only



CAREER LEADERS

POINTS

DIRK NOWITZKI.....	31,187
Rolando Blackman.....	16,643
Mark Aguirre.....	13,930
Derek Harper.....	12,597
Michael Finley.....	12,389
Jason Terry.....	9,953
Brad Davis.....	7,623
Sam Perkins.....	6,766
Josh Howard.....	6,614
Jay Vincent.....	6,464

REBOUNDS

DIRK NOWITZKI.....	11,331
James Donaldson.....	4,589
Sam Perkins.....	3,767
Shawn Bradley.....	3,340
Michael Finley.....	3,245
Mark Aguirre.....	3,244
Erick Dampier.....	3,211
Rolando Blackman.....	3,083
Roy Tarpley.....	2,803
Jason Kidd.....	2,755

OFFENSIVE REBOUNDS

DIRK NOWITZKI.....	1,463
James Donaldson.....	1,296
Mark Aguirre.....	1,259
Sam Perkins.....	1,226
Erick Dampier.....	1,224
Shawn Bradley.....	1,063
Rolando Blackman.....	1,001
Roy Tarpley.....	964
Popeye Jones.....	917
Michael Finley.....	824

DEFENSIVE REBOUNDS

DIRK NOWITZKI.....	9,868
James Donaldson.....	3,293
Sam Perkins.....	2,541
Michael Finley.....	2,421
Shawn Bradley.....	2,277
Jason Kidd.....	2,151
Rolando Blackman.....	2,082
Erick Dampier.....	1,987
Mark Aguirre.....	1,985
Roy Tarpley.....	1,839

ASSISTS

Derek Harper.....	5,111
Brad Davis.....	4,524
Jason Kidd.....	4,211
DIRK NOWITZKI.....	3,616
Steve Nash.....	2,919
Rolando Blackman.....	2,748
Jason Terry.....	2,524
Michael Finley.....	2,393
Mark Aguirre.....	2,163
JOSE JUAN BAREA.....	2,118

FIELD GOALS

DIRK NOWITZKI.....	11,034
Rolando Blackman.....	6,487
Mark Aguirre.....	5,441
Derek Harper.....	4,899
Michael Finley.....	4,834
Jason Terry.....	3,719
Brad Davis.....	2,874
Jay Vincent.....	2,580
Sam Perkins.....	2,540
Josh Howard.....	2,506

FG ATTEMPTS

DIRK NOWITZKI.....	23,358
Rolando Blackman.....	13,061
Mark Aguirre.....	11,060
Michael Finley.....	10,830
Derek Harper.....	10,454
Jason Terry.....	8,043
Brad Davis.....	5,630
Josh Howard.....	5,515
Jay Vincent.....	5,356
Sam Perkins.....	5,321

FG PERCENTAGE

(Minimum 500 Attempts)	
Tyson Chandler.....	.660
Brandon Wright.....	.644
Erick Dampier.....	.591
James Donaldson.....	.551
Brendan Haywood.....	.550
Antawn Jamison.....	.535
DWIGHT POWELL.....	.534
Chris Gatling.....	.533
Brad Davis.....	.510
Chris Kaman.....	.507

3-PT FIELD GOALS

DIRK NOWITZKI.....	1,918
Jason Terry.....	1,140
Michael Finley.....	870
Jason Kidd.....	778
Derek Harper.....	705
Steve Nash.....	569
JOSE JUAN BAREA.....	526
WESLEY MATTHEWS.....	516
Vince Carter.....	382
George McCloud.....	369

3-PT FG ATTEMPTS

DIRK NOWITZKI.....	5,005
Jason Terry.....	2,939
Michael Finley.....	2,316
Jason Kidd.....	2,145
Derek Harper.....	2,030
JOSE JUAN BAREA.....	1,463
WESLEY MATTHEWS.....	1,406
Steve Nash.....	1,368
DEVIN HARRIS.....	1,099
Vince Carter.....	975

3-PT FG PERCENTAGE

(Minimum 75 Attempts)	
Doug McDermott.....	.494
Hubert Davis.....	.454
Jose Calderon.....	.449
Richard Jefferson.....	.426
Seth Curry.....	.425
Steve Nash.....	.416
O.J. Mayo.....	.407
Wang Zhizhi.....	.407
Mike Iuzzolino.....	.404
Peja Stojakovic.....	.400

FREE THROWS

DIRK NOWITZKI.....	7,201
Rolando Blackman.....	3,501
Mark Aguirre.....	2,815
Derek Harper.....	2,094
Michael Finley.....	1,851
Sam Perkins.....	1,629
Brad Davis.....	1,605
Jason Terry.....	1,375
Jay Vincent.....	1,303
Josh Howard.....	1,284

FT ATTEMPTS

DIRK NOWITZKI.....	8,189
Rolando Blackman.....	4,166
Mark Aguirre.....	3,793
Derek Harper.....	2,804
Michael Finley.....	2,270
Sam Perkins.....	2,002
Brad Davis.....	1,933
Jay Vincent.....	1,661
Josh Howard.....	1,654
Jason Terry.....	1,623

FT PERCENTAGE

(Minimum 175 Attempts)	
Steve Nash.....	.898
Darren Collison.....	.880
DIRK NOWITZKI.....	.879
Jerry Stackhouse.....	.865
Jim Spanarkel.....	.857
Hubert Davis.....	.856
Deron Williams.....	.855
Jason Terry.....	.847
Brandon Bass.....	.845
HARRISON BARNES.....	.843
Raymond Felton.....	.843

STEALS

Derek Harper.....	1,551
DIRK NOWITZKI.....	1,201
Jason Kidd.....	954
Michael Finley.....	748
Jason Terry.....	735
Brad Davis.....	712
Rolando Blackman.....	668
DEVIN HARRIS.....	524
Mark Aguirre.....	502
Sam Perkins.....	485

TURNOVERS

DIRK NOWITZKI.....	2,476
Derek Harper.....	1,771
Mark Aguirre.....	1,746
Rolando Blackman.....	1,720
Jason Kidd.....	1,375
Brad Davis.....	1,311
Michael Finley.....	1,206
Jason Terry.....	1,048
Steve Nash.....	1,020
Jim Jackson.....	907

BLOCKED SHOTS

DIRK NOWITZKI.....	1,263
Shawn Bradley.....	1,250
James Donaldson.....	615
Erick Dampier.....	546
Kurt Nimphius.....	475
Sam Perkins.....	444
DeSagana Diop.....	347
Herb Williams.....	346
Roy Tarpley.....	329
Lorenzo Williams.....	311

FOULS

DIRK NOWITZKI.....	3,525
Brad Davis.....	2,040
Derek Harper.....	2,012
Mark Aguirre.....	1,718
Shawn Bradley.....	1,651
Rolando Blackman.....	1,405
Sam Perkins.....	1,393
Erick Dampier.....	1,277
Jason Terry.....	1,205
Michael Finley.....	1,190

DISQUALIFICATIONS

Shawn Bradley.....	37
Kurt Nimphius.....	26
Mark Aguirre.....	24
DIRK NOWITZKI.....	23
Doug Smith.....	21
Brad Davis.....	19
Erick Dampier.....	16
Sam Perkins.....	16
Josh Howard.....	15
Roy Tarpley.....	15
Jay Vincent.....	15
Lorenzo Williams.....	15
Popeye Jones.....	15

GAMES

DIRK NOWITZKI.....	1,471
Brad Davis.....	883
Derek Harper.....	872
Rolando Blackman.....	865
Michael Finley.....	626
Jason Terry.....	619
Shawn Bradley.....	582
JOSE JUAN BAREA.....	570
Mark Aguirre.....	566
DEVIN HARRIS.....	540

STARTS

DIRK NOWITZKI.....	1,440
Rolando Blackman.....	781
Derek Harper.....	620
Michael Finley.....	606
Mark Aguirre.....	527
Jason Kidd.....	500
James Donaldson.....	467
Sam Perkins.....	423
Brad Davis.....	422
Steve Nash.....	379

MINUTES

DIRK NOWITZKI.....	50,573
Rolando Blackman.....	29,684
Derek Harper.....	27,985
Michael Finley.....	24,878
Brad Davis.....	21,402
Jason Terry.....	20,219
Mark Aguirre.....	19,154
Jason Kidd.....	17,303
Sam Perkins.....	15,657
James Donaldson.....	15,597

CURRENT PLAYERS IN CAPS



HONOR ROLL

NBA MVP

Dirk Nowitzki - 2006-07

FINALS MVP

Dirk Nowitzki - 2011

ALL-STAR SATURDAY LONG DISTANCE SHOOTOUT

Wesley Matthews – 6th – 2017 (New Orleans)
Dirk Nowitzki – 3rd – 2008 (New Orleans)
Dirk Nowitzki – 3rd – 2007 (Las Vegas)
Jason Terry – 6th – 2007 (Las Vegas)
Dirk Nowitzki – 1st – 2006 (Houston)
Jason Terry – 4th – 2006 (Houston)
Steve Nash – 3rd – 2002 (Philadelphia)
Dirk Nowitzki – 3rd – 2001 (Washington)
Steve Nash – 5th – 2001 (Washington)
Dirk Nowitzki – 2nd – 2000 (Oakland)
Hubert Davis – Tied 6th – 2000 (Oakland)
Hubert Davis – 2nd – 1998 (New York)
George McCloud – 3rd – 1996 (San Antonio)
Derek Harper – Tied 5th – 1989 (Houston)
Detlef Schrempf – 4th – 1988 (Chicago)
Detlef Schrempf – 2nd – 1987 (Seattle)
Dale Ellis – 3rd – 1986 (Dallas)

SLAM DUNK COMPETITION

Dennis Smith Jr. – 3rd – 2018 (Los Angeles)
Michael Finley – 3rd – 1997 (Cleveland)
Tony Dumas – first-round – 1995 (Phoenix)

SHOOTING STARS COMPETITION

Dirk Nowitzki (with Kenny Smith, Roneeka Hodges for Texas) – 2nd – 2011 (Los Angeles)
Dirk Nowitzki (with Kenny Smith, Becky Hammon for Texas) – 1st – 2010 (Dallas)

ROOKIE GAME/RIISING STARS CHALLENGE

Dennis Smith Jr. – 2018 (Los Angeles)
Dwight Powell – 2016 (Toronto)
Devin Harris – 2006 (Houston)
Josh Howard – 2005 (Denver)
Devin Harris – 2005 (Denver)
Josh Howard – 2004 (Los Angeles)
Dirk Nowitzki – 2000 (Oakland)
Samaki Walker* – 1997 (Cleveland)
Jason Kidd – 1995 (Phoenix)
Jamal Mashburn – 1994 (Minnesota)
Popeye Jones – 1994 (Minnesota)
*injured, did not play

ALL NBA

Dirk Nowitzki – 2011-12 (Third Team)
Dirk Nowitzki – 2010-11 (Second Team)
Dirk Nowitzki – 2009-10 (Second Team)
Dirk Nowitzki – 2008-09 (First Team)
Dirk Nowitzki – 2007-08 (Second Team)
Dirk Nowitzki – 2006-07 (First Team)
Dirk Nowitzki – 2005-06 (First Team)
Dirk Nowitzki – 2004-05 (First Team)
Dirk Nowitzki – 2003-04 (Third Team)
Dirk Nowitzki – 2002-2003 (Second Team)
Steve Nash – 2002-2003 (Third Team)
Dirk Nowitzki – 2001-2002 (Second Team)
Steve Nash – 2001-2002 (Third Team)
Dirk Nowitzki – 2000-2001 (Third Team)

PLAYER OF THE MONTH

Dirk Nowitzki – April 2009*
Dirk Nowitzki – February 2007*
Dirk Nowitzki – December 2005*
Dirk Nowitzki – February 2005*
Dirk Nowitzki – December 2004*
Finley/Nash/Nowitzki – November 2002*
Mark Aguirre – January 1984
* Western Conference Player of the Month

PLAYER OF THE WEEK

Jose Juan Barea – April 3, 2016*
Monta Ellis – April 13, 2014*
Dirk Nowitzki – April 6, 2014*
Dirk Nowitzki – December 12, 2010*
Dirk Nowitzki – November 28, 2010*
Dirk Nowitzki – April 11, 2010*
Dirk Nowitzki – March 7, 2010*
Dirk Nowitzki – February 28, 2010*
Dirk Nowitzki – November 15, 2009*
Jason Kidd – April 6, 2009*
Dirk Nowitzki – December 7, 2008*
Dirk Nowitzki – November 23, 2008*
Dirk Nowitzki – March 1, 2007*
Dirk Nowitzki – January 16, 2007*
Josh Howard – January 2, 2007*
Josh Howard – December 26, 2007*
Dirk Nowitzki – November 20, 2006*
Jason Terry – January 23, 2005*
Dirk Nowitzki – December 5, 2004*
Dirk Nowitzki – April 4, 2004*
Michael Finley – January 18, 2004*
Dirk Nowitzki – January 4, 2003*
Dirk Nowitzki – November 9, 2002*
Michael Finley – April 14, 2002*
Dirk Nowitzki – January 27, 2002*
Steve Nash – December 16, 2001*
Michael Finley – February 6, 2000
Jason Kidd – February 4, 1996
Jason Kidd – March 19, 1995
Jamal Mashburn – December 11, 1994
Roy Tarpley – February 28, 1988
Mark Aguirre – February 25, 1985
Mark Aguirre – November 27, 1984
Jay Vincent – January 14, 1982
* Western Conference Player of the Week

ALL-STAR GAME

Dirk Nowitzki – 2015 (New York)
Dirk Nowitzki – 2014 (New Orleans)
Dirk Nowitzki – 2012 (Orlando)
Dirk Nowitzki – 2011 (Los Angeles)
Dirk Nowitzki* – 2010 (Dallas)
Jason Kidd – 2010 (Dallas)
Dirk Nowitzki – 2009 (Phoenix)
Dirk Nowitzki – 2008 (New Orleans)
Dirk Nowitzki* – 2007 (Las Vegas)
Josh Howard – 2007 (Las Vegas)
Dirk Nowitzki – 2006 (Houston)
Avery Johnson – 2006 (Houston) – Coach
Dirk Nowitzki – 2005 (Denver)
Dirk Nowitzki – 2004 (Los Angeles)
Dirk Nowitzki – 2003 (Atlanta)
Steve Nash – 2003 (Atlanta)
Dirk Nowitzki – 2002 (Philadelphia)
Steve Nash – 2002 (Philadelphia)
Don Nelson – 2002 (Philadelphia) – Coach
Michael Finley – 2001 (Washington)
Michael Finley – 2000 (Oakland)

Chris Gatling – 1997 (Cleveland)
Jason Kidd* – 1996 (San Antonio)
Rolando Blackman – 1990 (Miami)
James Donaldson – 1988 (Chicago)
Mark Aguirre – 1988 (Chicago)
Rolando Blackman – 1987 (Seattle)
Mark Aguirre – 1987 (Seattle)
Rolando Blackman – 1986 (Dallas)
Rolando Blackman – 1985 (Indianapolis)
Mark Aguirre – 1984 (Denver)
* starter

COACH OF THE YEAR

Avery Johnson – 2005-06*

COACH OF THE MONTH

Rick Carlisle – February 2011*
Rick Carlisle – April 2010*
Avery Johnson – February 2007*
Avery Johnson – January 2006*
Avery Johnson – November 2005*
Avery Johnson – April 2005*
Don Nelson – November 2002*
Dick Motta – November 1994
Dick Motta – November 1983
* Western Conference Coach of the Month

ROOKIE OF THE MONTH

Yogi Ferrell – February 2017*
Devin Harris – November 2004*
Jason Kidd – March 1995
Jay Vincent – December 1981, February 1982, March 1982
Mark Aguirre – November 1981*
* Western Conference Rookie of the Month

SIXTH MAN OF THE YEAR

Jason Terry – 2008-09
Antawn Jamison – 2003-04
Roy Tarpley – 1987-88

ROOKIE OF THE YEAR

Jason Kidd
(tied with Detroit's Grant Hill) – 1994-95

ALL-ROOKIE TEAM

Dennis Smith Jr. – 2017-18 (Second Team)
Yogi Ferrell – 2016-17 (Second Team)
Marquis Daniels – 2003-04 (Second Team)
Josh Howard – 2003-04 (Second Team)
Jason Kidd – 1994-95 (First Team)
Jamal Mashburn – 1993-94 (First Team)
Roy Tarpley – 1986-87 (First Team)
Sam Perkins – 1984-85 (First Team)
Jay Vincent – 1981-82 (First Team)

ALL-DEFENSIVE TEAM

Tyson Chandler (2nd Team) – 2010-11
Derek Harper (2nd Team) – 1989-90
Derek Harper (2nd Team) – 1986-87

SPORTSMANSHIP AWARD

Jason Kidd – 2011-12

J. WALTER KENNEDY CITIZENSHIP AWARD

Jose Juan Barea – 2017-18

MANNIE JACKSON HUMAN SPIRIT AWARD

Jose Juan Barea – 2017-18

TWYMAN-STOKES TEAMMATE OF THE YEAR AWARD

Dirk Nowitzki – 2016-17

MAGIC JOHNSON AWARD

Dirk Nowitzki – 2013-14



YEARLY LEADERS

GAMES

17-18	Yogi Ferrell	82
16-17	Dorian Finney-Smith	81
15-16	Raymond Felton	80
14-15	Monta Ellis	80
13-14	Monta Ellis	82
12-13	O.J. Mayo	82
11-12	Shawn Marion	63
	Jason Terry	63
10-11	Jason Terry	82
09-10	Dirk Nowitzki	81
08-09	Brandon Bass	81
	Jason Kidd	81
	Dirk Nowitzki	81
07-08	Jason Terry	82
06-07	Jason Terry	81
	DeSagana Diop	81
05-06	Erick Dampier	82
04-05	Jason Terry	80
03-04	Antawn Jamison	82
	Antoine Walker	82
02-03	Steve Nash	82
01-02	Steve Nash	82
00-01	Michael Finley	82
	Dirk Nowitzki	82
	Howard Easley	82
	Shawn Bradley	82
99-00	Michael Finley	82
	Dirk Nowitzki	82
98-99	Michael Finley	50
	A.C. Green	50
	Hubert Davis	50
97-98	Michael Finley	82
	A.C. Green	82
	Khalid Reeves	82
96-97	Derek Harper	75
95-96	Jim Jackson	82
94-95	Lorenzo Williams	82
93-94	Jim Jackson	82
92-93	Donald Hodge	79
91-92	Doug Smith	76
90-91	James Donaldson	82
89-90	Derek Harper	82
88-89	Derek Harper	81
87-88	Derek Harper	82
	Detlef Schrempf	82
86-87	James Donaldson	82
	Brad Davis	82
85-86	Brad Davis	82
	Rolando Blackman	82
84-85	Brad Davis	82
	Derek Harper	82
	Kurt Nimphius	82
	Sam Perkins	82
83-84	Kurt Nimphius	82
	Derek Harper	82
82-83	Mark Aguirre	81
	Jay Vincent	81
	Pat Cummings	81
	Kurt Nimphius	81
81-82	Rolando Blackman	82
	Brad Davis	82
	Jim Spanarkel	82
	Allan Bristow	82
80-81	Jim Spanarkel	82
	Tom LaGarde	82

STARTS

17-18	Dirk Nowitzki	77
	Harrison Barnes	77
16-17	Harrison Barnes	79
15-16	Wesley Matthews	78
14-15	Monta Ellis	80
13-14	Monta Ellis	82
12-13	O.J. Mayo	82
11-12	Shawn Marion	63
10-11	Jason Kidd	80
09-10	Dirk Nowitzki	80
	Jason Kidd	80
08-09	Jason Kidd	81
	Dirk Nowitzki	81
07-08	Dirk Nowitzki	77
06-07	Jason Terry	80
05-06	Dirk Nowitzki	81
04-05	Dirk Nowitzki	78
03-04	Antoine Walker	82
02-03	Steve Nash	82
01-02	Steve Nash	82
00-01	Michael Finley	82
	Dirk Nowitzki	82
99-00	Michael Finley	82
98-99	Michael Finley	50
97-98	Michael Finley	82
96-97	A.C. Green	54
95-96	Jim Jackson	82
94-95	Lorenzo Williams	81
93-94	Jim Jackson	82
92-93	Terry Davis	74
91-92	Rolando Blackman	74
90-91	James Donaldson	82
89-90	Derek Harper	82
88-89	Derek Harper	81
87-88	Derek Harper	82
86-87	James Donaldson	82
85-86	Rolando Blackman	81
84-85	Brad Davis	82
83-84	Rolando Blackman	81
	Brad Davis	81
82-83	Brad Davis	78
81-82	Brad Davis	82
80-81	Tom LaGarde	82

POINTS

17-18	Harrison Barnes	1,452
16-17	Harrison Barnes	1,518
15-16	Dirk Nowitzki	1,372
14-15	Monta Ellis	1,513
13-14	Dirk Nowitzki	1,735
12-13	O.J. Mayo	1,255
11-12	Dirk Nowitzki	1,342
10-11	Dirk Nowitzki	1,681
09-10	Dirk Nowitzki	2,027
08-09	Dirk Nowitzki	2,094
07-08	Dirk Nowitzki	1,817
06-07	Dirk Nowitzki	1,916
05-06	Dirk Nowitzki	2,151
04-05	Dirk Nowitzki	2,032
03-04	Dirk Nowitzki	1,680
02-03	Dirk Nowitzki	2,011
01-02	Dirk Nowitzki	1,779
00-01	Dirk Nowitzki	1,784
99-00	Michael Finley	1,855
98-99	Michael Finley	1,009

97-98	Michael Finley	1,763
96-97	Michael Finley	897
95-96	Jim Jackson	1,604
94-95	Jamal Mashburn	1,926
93-94	Jim Jackson	1,576
92-93	Derek Harper	1,126
91-92	Rolando Blackman	1,374
90-91	Rolando Blackman	1,590
89-90	Rolando Blackman	1,552
88-89	Rolando Blackman	1,534
87-88	Mark Aguirre	1,932
86-87	Mark Aguirre	2,056
85-86	Rolando Blackman	1,762
84-85	Mark Aguirre	2,055
83-84	Mark Aguirre	2,330
82-83	Mark Aguirre	1,979
81-82	Jay Vincent	1,732
80-81	Jim Spanarkel	1,184

SCORING AVERAGE

17-18	Harrison Barnes	18.9
16-17	Harrison Barnes	19.2
15-16	Dirk Nowitzki	18.3
14-15	Monta Ellis	18.9
13-14	Dirk Nowitzki	21.7
12-13	Dirk Nowitzki	17.3
11-12	Dirk Nowitzki	21.6
10-11	Dirk Nowitzki	23.0
09-10	Dirk Nowitzki	25.0
08-09	Dirk Nowitzki	25.9
07-08	Dirk Nowitzki	23.6
06-07	Dirk Nowitzki	24.6
05-06	Dirk Nowitzki	26.6
04-05	Dirk Nowitzki	26.1
03-04	Dirk Nowitzki	21.8
02-03	Dirk Nowitzki	25.1
01-02	Dirk Nowitzki	23.4
00-01	Dirk Nowitzki	21.8
99-00	Michael Finley	22.6
98-99	Michael Finley	20.2
97-98	Michael Finley	21.5
96-97	Chris Gatling*	19.1
	Michael Finley	16.0
95-96	Jim Jackson	19.6
94-95	Jim Jackson	25.7
93-94	Jim Jackson	19.2
	Jamal Mashburn	19.2
92-93	Derek Harper	18.2
91-92	Rolando Blackman	18.3
90-91	Rolando Blackman	19.9
89-90	Rolando Blackman	19.4
88-89	Mark Aguirre*	21.7
	Adrian Dantley	20.3
87-88	Mark Aguirre	25.1
86-87	Mark Aguirre	25.7
85-86	Mark Aguirre	22.6
84-85	Mark Aguirre	25.7
83-84	Mark Aguirre	29.5
82-83	Mark Aguirre	24.4
81-82	Jay Vincent	21.4
80-81	Geoff Huston*	16.1
	Jim Spanarkel	14.4



MINUTES

Table listing minutes played by players from 17-18 to 80-81 seasons, including Harrison Barnes, Monta Ellis, O.J. Mayo, Dirk Nowitzki, Jason Kidd, Michael Finley, and others.

FIELD GOALS

Table listing field goals made by players from 17-18 to 90-91 seasons, including Harrison Barnes, Dirk Nowitzki, Monta Ellis, O.J. Mayo, and others.

Table listing field goals made by players from 89-90 to 80-81 seasons, including Rolando Blackman, Mark Aguirre, and Jay Vincent.

FG ATTEMPTS

Table listing field goal attempts by players from 17-18 to 80-81 seasons, including Harrison Barnes, Dirk Nowitzki, Michael Finley, and others.

FG PERCENTAGE

Table listing field goal percentages by players from 17-18 to 02-03 seasons, including Salah Mejri, David Lee, Brandon Wright, and others.

Table listing field goal percentages by players from 01-02 to 80-81 seasons, including Eduardo Najera, Christian Laettner, Shawn Bradley, and others.

FREE THROWS

Table listing free throws made by players from 17-18 to 80-81 seasons, including Harrison Barnes, Dirk Nowitzki, Monta Ellis, and others.

**FREE THROW ATTEMPTS**

17-18	Harrison Barnes	313
16-17	Harrison Barnes	281
15-16	Dirk Nowitzki	280
14-15	Monta Ellis	303
13-14	Monta Ellis	430
12-13	Darren Collison	275
11-12	Dirk Nowitzki	355
10-11	Dirk Nowitzki	443
09-10	Dirk Nowitzki	586
08-09	Dirk Nowitzki	545
07-08	Dirk Nowitzki	554
06-07	Dirk Nowitzki	551
05-06	Dirk Nowitzki	598
04-05	Dirk Nowitzki	708
03-04	Dirk Nowitzki	423
02-03	Dirk Nowitzki	548
01-02	Dirk Nowitzki	516
00-01	Dirk Nowitzki	538
99-00	Dirk Nowitzki	348
98-99	Gary Trent	235
97-98	Michael Finley	416
96-97	Chris Gatling*	313
	Michael Finley	176
95-96	Jim Jackson	418
94-95	Jamal Mashburn	605
93-94	Jamal Mashburn	438
92-93	Sean Rooks	389*
91-92	Terry Davis	285
90-91	Derek Harper	391
89-90	Sam Perkins	424
88-89	Rolando Blackman	370
87-88	Mark Aguirre	504
86-87	Mark Aguirre	557
85-86	Rolando Blackman	483
84-85	Mark Aguirre	580
83-84	Mark Aguirre	621
82-83	Mark Aguirre	589
81-82	Jay Vincent	409
80-81	Tom LaGarde	444

FT PERCENTAGE

17-18	Dirk Nowitzki	97-108 (.898)
16-17	Yogi Ferrell	64-73 (.877)
15-16	Dirk Nowitzki	250-280 (.893)
14-15	Dirk Nowitzki	255-289 (.882)
13-14	Dirk Nowitzki	338-376 (.899)
12-13	Darren Collison	242-275 (.880)
11-12	Dirk Nowitzki	318-365 (.896)
10-11	Dirk Nowitzki	395-443 (.892)
09-10	Dirk Nowitzki	536-586 (.915)
08-09	Dirk Nowitzki	485-545 (.890)
07-08	Jerry Stackhouse	132-148 (.892)
06-07	Dirk Nowitzki	498-551 (.904)
05-06	Dirk Nowitzki	539-598 (.901)
04-05	Dirk Nowitzki	615-708 (.869)
03-04	Steve Nash	230-251 (.916)
02-03	Steve Nash	308-339 (.909)
01-02	Steve Nash	260-293 (.887)
00-01	Steve Nash	231-258 (.895)
99-00	Steve Nash	75-85 (.882)
98-99	Hubert Davis	44-50 (.880)
97-98	Hubert Davis	97-116(.836)
96-97	Robert Pack	62-73 (.849)
95-96	Jim Jackson	345-418 (.825)
94-95	Roy Tarpley	102-122 (.836)

93-94	Tim Legler	142-169 (.840)
92-93	Walter Bond	129-167 (.772)
91-92	Rolando Blackman	239-266 (.898)
90-91	Rolando Blackman	282-326 (.865)
89-90	Rolando Blackman	287-340 (.844)
88-89	Rolando Blackman	316-370 (.854)
87-88	Rolando Blackman	331-379 (.873)
86-87	Rolando Blackman	419-474 (.884)
85-86	Brad Davis	198-228 (.868)
84-85	Brad Davis	158-178 (.888)
83-84	Brad Davis	199-238 (.836)
82-83	Brad Davis	186-220 (.845)
81-82	Jim Spanarkel	279-327 (.853)
80-81	Jim Spanarkel	375-423 (.887)*

3-PT FIELD GOALS

17-18	Wesley Matthews	153
16-17	Wesley Matthews	174
15-16	Wesley Matthews	189
14-15	Chandler Parsons	132
13-14	Jose Calderon	191
12-13	Vince Carter	162
11-12	Jason Terry	138
10-11	Jason Kidd	133
09-10	Jason Kidd	176
08-09	Jason Terry	167
07-08	Jason Terry	136
06-07	Jason Terry	162
05-06	Jason Terry	171
04-05	Michael Finley	116
03-04	Michael Finley	150
02-03	Dirk Nowitzki	148
01-02	Steve Nash	156
00-01	Dirk Nowitzki	151
99-00	Dirk Nowitzki	116
98-99	Hubert Davis	65
97-98	Hubert Davis	101
96-97	Michael Finley	87
95-96	George McCloud	257
94-95	Jamal Mashburn	113
93-94	Jamal Mashburn	85
92-93	Derek Harper	101
91-92	Rolando Blackman	65
90-91	Derek Harper	89
89-90	Derek Harper	89
88-89	Derek Harper	99
87-88	Derek Harper	60
86-87	Derek Harper	76
85-86	Dale Ellis	63
84-85	Brad Davis	47
83-84	Mark Aguirre	15
82-83	Mark Aguirre	16
81-82	Mark Aguirre	25
80-81	Stan Pietkiewicz	19

3-PT ATTEMPTS

17-18	Wesley Matthews	402
16-17	Wesley Matthews	479
15-16	Wesley Matthews	525
14-15	Chandler Parsons	347
13-14	Jose Calderon	425
12-13	Vince Carter	399
11-12	Jason Terry	365
10-11	Jason Kidd	391
09-10	Jason Kidd	414
08-09	Jason Terry	456
07-08	Jason Terry	363
06-07	Jason Terry	370

05-06	Jason Terry	416
04-05	Michael Finley	285
03-04	Michael Finley	370
02-03	Dirk Nowitzki	390
01-02	Dirk Nowitzki	350
00-01	Dirk Nowitzki	390
99-00	Dirk Nowitzki	306
98-99	Hubert Davis	144
97-98	Dennis Scott*	273
	Michael Finley	244
96-97	Michael Finley	225
95-96	George McCloud	678
94-95	Jamal Mashburn	344
93-94	Jamal Mashburn	299
92-93	Derek Harper	257
91-92	Derek Harper	186
90-91	Derek Harper	246
89-90	Derek Harper	240
88-89	Derek Harper	278
87-88	Derek Harper	192
86-87	Derek Harper	212
85-86	Dale Ellis	173
84-85	Brad Davis	115
83-84	Mark Aguirre	56
82-83	Mark Aguirre	76
81-82	Mark Aguirre	71
80-81	Stan Pietkiewicz	48

3-PT PERCENTAGE

17-18	Doug McDermott	39-79 (.494)
16-17	Seth Curry	137-322 (.425)
15-16	Chandler Parsons	104-251 (.414)
14-15	Richard Jefferson	66-155 (.426)
13-14	Jose Calderon	191-425 (.449)
12-13	Dirk Nowitzki	65-157 (.414)
11-12	Jason Terry	138-365 (.378)
10-11	Brian Cardinal	42-87 (.483)
09-10	Jason Kidd	176-414 (.425)
08-09	Jason Kidd	131-323 (.406)
07-08	Jason Kidd	35-76 (.461)
06-07	Jason Terry	162-370 (.438)
05-06	Josh Howard	27-63 (.429)
04-05	Jason Terry	103-245 (.420)
03-04	Michael Finley	150-370 (.405)
	Steve Nash	104-257 (.405)
02-03	Steve Nash	111-269 (.413)
01-02	Steve Nash	156-343 (.455)
00-01	Steve Nash	89-219 (.406)
99-00	Steve Nash	60-149 (.403)
98-99	Hubert Davis	65-144 (.451)
97-98	Hubert Davis	101-230 (.439)
96-97	Michael Finley	87-225 (.387)
95-96	George McCloud	257-678 (.379)
94-95	Lucious Harris	55-142 (.387)
93-94	Tim Legler	52-139 (.374)
92-93	Derek Harper	101-257 (.393)
91-92	Mike Iuzzolino	59-136 (.434)
90-91	Derek Harper	89-246 (.362)
89-90	Derek Harper	89-240 (.371)
88-89	Derek Harper	99-278 (.356)
87-88	Derek Harper	60-192 (.313)



3-PT PERCENTAGE (CONTINUED)

86-87	Derek Harper	76-212 (.358)
85-86	Dale Ellis	63-173 (.364)
84-85	Brad Davis	47-115 (.409)
83-84	Mark Aguirre	15-56 (.268)
82-83	Mark Aguirre	16-76 (.211)
81-82	Mark Aguirre	25-71 (.352)
80-81	Stan Pietkiewicz	19-48 (.396)

OFFENSIVE REBOUNDS

17-18	Dwight Powell	135
16-17	Salah Mejri	97
15-16	Zaza Pachulia	249
14-15	Tyson Chandler	294
13-14	Samuel Dalembert	200
12-13	Shawn Marion	146
11-12	Shawn Marion	145
10-11	Tyson Chandler	206
09-10	Shawn Marion	158
08-09	Erick Dampier	216
07-08	Erick Dampier	207
06-07	Erick Dampier	217
05-06	Erick Dampier	273
04-05	Erick Dampier	183
03-04	Antawn Jamison	233
02-03	Shawn Bradley	151
01-02	Eduardo Najera	149
00-01	Shawn Bradley	160
99-00	Cedric Ceballos	172
98-99	Shawn Bradley	130
97-98	A.C. Green	219
96-97	A.C. Green	189
95-96	Popeye Jones	260
94-95	Popeye Jones	329
93-94	Popeye Jones	299
92-93	Terry Davis	259
91-92	Terry Davis	228
90-91	James Donaldson	201
89-90	Sam Perkins	209
88-89	Sam Perkins	235
87-88	Roy Tarpley	360
86-87	James Donaldson	295
85-86	Sam Perkins	195
84-85	Sam Perkins	189
83-84	Kurt Nimphius	182
82-83	Pat Cummings	225
81-82	Wayne Cooper	200
80-81	Tom LaGarde	177

DEFENSIVE REBOUNDS

17-18	Dirk Nowitzki	416
16-17	Dirk Nowitzki	330
15-16	Zaza Pachulia	469
14-15	Tyson Chandler	570
13-14	Dirk Nowitzki	458
12-13	Shawn Marion	379
11-12	Dirk Nowitzki	373
10-11	Tyson Chandler	485
09-10	Dirk Nowitzki	540
08-09	Dirk Nowitzki	593
07-08	Dirk Nowitzki	564
06-07	Dirk Nowitzki	571
05-06	Dirk Nowitzki	613
04-05	Dirk Nowitzki	661
03-04	Dirk Nowitzki	580
02-03	Dirk Nowitzki	710

01-02	Dirk Nowitzki	635
00-01	Dirk Nowitzki	635
99-00	Dirk Nowitzki	430
98-99	Shawn Bradley	262
97-98	A.C. Green	449
96-97	A.C. Green	329
95-96	Popeye Jones	477
94-95	Popeye Jones	515
93-94	Popeye Jones	306
92-93	Terry Davis	442
91-92	Terry Davis	444
90-91	James Donaldson	526
89-90	James Donaldson	475
88-89	Sam Perkins	453
87-88	Roy Tarpley	599
86-87	James Donaldson	678
85-86	James Donaldson	521
84-85	Jay Vincent	519
83-84	Pat Cummings	507
82-83	Pat Cummings	443
81-82	Jay Vincent	383
80-81	Tom LaGarde	488

REBOUNDS

17-18	Harrison Barnes	468
16-17	Harrison Barnes	394
15-16	Zaza Pachulia	718
14-15	Tyson Chandler	864
13-14	Samuel Dalembert	541
12-13	Shawn Marion	525
11-12	Shawn Marion	465
10-11	Tyson Chandler	692
09-10	Dirk Nowitzki	620
08-09	Dirk Nowitzki	681
07-08	Dirk Nowitzki	659
06-07	Dirk Nowitzki	693
05-06	Dirk Nowitzki	728
04-05	Dirk Nowitzki	757
03-04	Antoine Walker	684
02-03	Dirk Nowitzki	791
01-02	Dirk Nowitzki	755
00-01	Dirk Nowitzki	754
99-00	Dirk Nowitzki	532
98-99	Shawn Bradley	392
97-98	A.C. Green	668
96-97	A.C. Green	518
95-96	Popeye Jones	737
94-95	Popeye Jones	844
93-94	Popeye Jones	605
92-93	Terry Davis	701
91-92	Terry Davis	672
90-91	James Donaldson	727
89-90	James Donaldson	630
88-89	Sam Perkins	688
87-88	Roy Tarpley	959
86-87	James Donaldson	973
85-86	Sam Perkins	685
84-85	Jay Vincent	704
83-84	Pat Cummings	658
82-83	Pat Cummings	668
81-82	Jay Vincent	565
80-81	Tom LaGarde	665

ASSISTS

17-18	Jose Juan Barea	434
16-17	Deron Williams*	274

..... Wesley Matthews	210	
15-16	Deron Williams	378
14-15	Monta Ellis	329
13-14	Monta Ellis	471
12-13	Darren Collison	415
11-12	Jason Kidd	264
10-11	Jason Kidd	655
09-10	Jason Kidd	724
08-09	Jason Kidd	702
07-08	Jason Kidd	276
06-07	Jason Terry	422
05-06	Jason Terry	306
04-05	Jason Terry	429
03-04	Steve Nash	687
02-03	Steve Nash	598
01-02	Steve Nash	634
00-01	Steve Nash	509
99-00	Michael Finley	438
98-99	Steve Nash	219
97-98	Michael Finley	405
96-97	Derek Harper	321
95-96	Jason Kidd	783
94-95	Jason Kidd	607
93-94	Jim Jackson	374
92-93	Derek Harper	334
91-92	Derek Harper	373
90-91	Derek Harper	548
89-90	Derek Harper	609
88-89	Derek Harper	570
87-88	Derek Harper	634
86-87	Derek Harper	609
85-86	Brad Davis	467
84-85	Brad Davis	581
83-84	Brad Davis	561
82-83	Brad Davis	565
81-82	Brad Davis	509
80-81	Brad Davis	385

FOULS

17-18	Dwight Powell	186
16-17	Wesley Matthews	161
15-16	Zaza Pachulia	181
14-15	Monta Ellis	197
13-14	Samuel Dalembert	210
12-13	Vince Carter	226
11-12	Ian Mahinmi	176
10-11	Tyson Chandler	240
09-10	Dirk Nowitzki	208
08-09	Erick Dampier	191
07-08	Erick Dampier	226
06-07	DeSagana Diop	244
05-06	Erick Dampier	263
04-05	Dirk Nowitzki	219
03-04	Dirk Nowitzki	216
02-03	Raef LaFrentz	264
01-02	Dirk Nowitzki	222
00-01	Shawn Bradley	256
99-00	Shawn Bradley	260
98-99	Shawn Bradley	153
97-98	Shawn Bradley	214
96-97	Eric Montross*	150
..... Derek Harper	144	
95-96	Popeye Jones	262
94-95	Lorenzo Williams	306
93-94	Doug Smith	287
92-93	Doug Smith	280
91-92	Doug Smith	259



MAVS SEASON HIGHS

POINTS

Mark Aguirre	2,330	83-84
Dirk Nowitzki	2,151	05-06
Dirk Nowitzki	2,094	08-09
Mark Aguirre	2,056	86-87
Mark Aguirre	2,055	84-85

SCORING AVERAGE

Mark Aguirre	29.5	83-84
Dirk Nowitzki	26.6	05-06
Dirk Nowitzki	26.1	04-05
Dirk Nowitzki	25.9	08-09
Mark Aguirre	25.7	86-87
Mark Aguirre	25.7	84-85
Jim Jackson	25.7	94-95

FIELD GOALS

Mark Aguirre	925	83-84
Mark Aguirre	794	84-85
Mark Aguirre	787	86-87
Dirk Nowitzki	774	08-09
Mark Aguirre	767	82-83

FIELD GOAL ATTEMPTS

Mark Aguirre	1,765	83-84
Michael Finley	1,636	99-00
Dirk Nowitzki	1,616	08-09
Mark Aguirre	1,590	86-87
Mark Aguirre	1,589	82-83

FIELD GOAL PERCENTAGE

Brandan Wright	.677	13-14
Tyson Chandler	.666	14-15
Tyson Chandler	.654	10-11
Erick Dampier	.650	08-09
Erick Dampier	.643	07-08

MINUTES

Michael Finley	3,464	99-00
Michael Finley	3,443	00-01
Michael Finley	3,394	97-98
Dirk Nowitzki	3,117	02-03
Dirk Nowitzki	3,089	05-06

OFFENSIVE REBOUNDS

Tyson Chandler	654	10-11
Erick Dampier	650	08-09
Erick Dampier	643	07-08
Erick Dampier	626	06-07
Roy Tarpley	360	87-88

DEFENSIVE REBOUNDS

Dirk Nowitzki	710	02-03
James Donaldson	678	86-87
Dirk Nowitzki	661	04-05
Dirk Nowitzki	635	01-02
Dirk Nowitzki	635	00-01

REBOUNDS

James Donaldson	973	86-87
Roy Tarpley	959	87-88
Tyson Chandler	864	14-15
Popeye Jones	844	94-95
Dirk Nowitzki	791	02-03

REBOUNDING AVERAGE

James Donaldson	11.9	86-87
Roy Tarpley	11.8	87-88
Tyson Chandler	11.5	14-15
James Donaldson	10.8	88-89
Popeye Jones	10.8	95-96

STEALS

Derek Harper	187	89-90
Jason Kidd	175	95-96
Derek Harper	172	88-89
Derek Harper	168	87-88
Derek Harper	167	86-87

FREE THROWS

Dirk Nowitzki	615	04-05
Dirk Nowitzki	539	05-06
Dirk Nowitzki	536	09-10
Dirk Nowitzki	498	06-07
Dirk Nowitzki	485	08-09

FREE THROW ATTEMPTS

Dirk Nowitzki	708	04-05
Mark Aguirre	621	83-84
Jamal Mashburn	605	94-95
Dirk Nowitzki	598	05-06
Mark Aguirre	589	82-83

FREE THROW PERCENTAGE

Steve Nash	.916	03-04
Dirk Nowitzki	.915	09-10
Steve Nash	.909	02-03
Dirk Nowitzki	.904	06-07
Dirk Nowitzki	.901	05-06

3-PT FIELD GOALS

George McCloud	257	95-96
Jose Calderon	191	13-14
Wesley Matthews	189	15-16
Wesley Matthews	174	16-17
Jason Kidd	176	09-10

3-PT FIELD GOAL ATTEMPTS

George McCloud	678	95-96
Wesley Matthews	525	15-16
Wesley Matthews	479	16-17
Jason Terry	456	08-09
Jose Calderon	425	13-14

3-PT FIELD GOAL PERCENTAGE

Doug McDermott	.494	17-18
Hubert Davis	.491	99-00
Brian Cardinal	.483	10-11
Jason Kidd	.461	07-08
Steve Nash	.455	01-02

ASSISTS

Jason Kidd	783	95-96
Jason Kidd	724	09-10
Jason Kidd	702	08-09
Steve Nash	687	03-04
Jason Kidd	655	10-11

BLOCKED SHOTS

Shawn Bradley	228	00-01
Shawn Bradley	214	97-98
Shawn Bradley	190	99-00
Shawn Bradley	170	02-03
Shawn Bradley	159	98-99

DISQUALIFICATIONS

Doug Smith	12	92-93
Kurt Nimphius	11	82-83
Wayne Cooper	10	81-82
Pat Cummings	9	82-83
Lorenzo Williams	9	95-96
Shawn Bradley	9	97-98

FOULS

Roy Tarpley	313	87-88
Randy White	308	90-91
Jay Vincent	308	81-82
Lorenzo Williams	306	94-95
Pat Cummings	296	82-83
Jay Vincent	295	82-83

TURNOVERS

Jim Jackson	334	93-94
Jason Kidd	328	95-96
Mark Aguirre	285	83-84
Monta Ellis	264	13-14
Mark Aguirre	261	82-83



SEASON HIGHS & LISTS

ATTENDANCE SUMMARY

REUNION ARENA YEAR	TOTAL HOME ATTENDANCE	AVG. HOME ATTENDANCE	ARENA CAPACITY	PCT. CAPACITY	NBA RANKING	SELLOUTS	10,000+	AVG. ROAD ATTENDANCE
1980-81	319,347	7,789	17,772	43.8	18TH	1	7	8,912
1981-82	390,292	9,519	17,134	55.6	15TH	3	12	9,082
1982-83	487,158	11,882	17,134	69.3	9TH	6	28	8,252
1983-84	583,134	14,223	17,007	83.6	5TH	11	40	9,592
1984-85	684,466	16,694	17,007	98.2	2ND	24	41	9,660
1985-86	693,052	16,904	17,007	99.4	2ND	31	41	10,938
1986-87	696,333	16,984	17,007	99.9	2ND	38	41	12,429
1987-88	695,592	16,966	17,007	99.8	4TH	37	41	12,775
1988-89	695,056	16,953	17,007	99.7	8TH	35	41	14,400
1989-90	691,570	16,868	17,007	99.2	8TH	32	41	14,706
1990-91	683,927	16,681	17,007	98.1	7TH	24	41	14,498
1991-92	649,741	15,847	17,502	90.5	11TH	6	41	14,786
1992-93	554,724	13,530	17,502	77.3	21ST	4	41	15,095
1993-94	526,414	12,839	17,502	73.4	25TH	3	41	15,572
1994-95	678,433	16,547	17,502	94.5	13TH	27	41	16,953
1995-96	684,138	16,686	17,502	95.3	17TH	19	41	17,199
1996-97	619,178	15,102	18,042	83.7	25TH	6	41	12,697
1997-98	541,545	13,208	18,042	73.2	26TH	5	36	15,792
1998-99	362,837	14,513	18,121	80.2	25TH	3	25	16,313
1999-00	606,177	14,785	18,187	81.3	23RD	6	41	15,843
2000-01	680,138	16,589	18,187	91.2	13TH	20	41	15,762

AMERICAN AIRLINES CENTER YEAR	TOTAL HOME ATTENDANCE	AVG. HOME ATTENDANCE	ARENA CAPACITY	PCT. CAPACITY	NBA RANKING	SELLOUTS	20,000+	AVG. ROAD ATTENDANCE
2001-02	802,783	19,580	19,200	101.9	6TH	34	22	17,049
2002-03	816,429	19,913	19,200	103.7	3RD	41	16	17,618
2003-04	825,594	20,136	19,200	104.9	2ND	41	27	17,453
2004-05	822,533	20,062	19,200	104.5	3RD	41	24	17,259
2005-06	824,693	20,114	19,200	104.8	3RD	41	29	17,592
2006-07	814,009	20,350	19,200	106.0	4TH	41	39	17,821
2007-08	831,738	20,286	19,200	105.7	4TH	41	39	17,716
2008-09	821,723	20,042	19,200	104.4	4TH	41	22	17,102
2009-10	819,770	19,994	19,200	104.1	4TH	41	18	17,129
2010-11	824,162	20,102	19,200	104.7	4TH	41	27	16,657
2011-12	671,050	20,335	19,200	105.9	3RD	33	31	17,712
2012-13	896,944	20,036	19,200	104.4	2ND	41	21	17,613
2013-14	817,982	19,950	19,200	103.9	2ND	41	19	17,268
2014-15	827,702	20,187	19,200	105.1	3RD	41	31	17,653
2015-16	825,901	20,144	19,200	104.9	3RD	41	31	17,727
2016-17	811,366	19,789	19,200	103.1	4TH	41	14	17,519
2017-18	811,453	19,791	19,200	103.1	5TH	41	14	17,374

MAVS HEAD COACHES

COACH	YEARS	--REGULAR SEASON--			--PLAYOFFS--		
		W	L	PCT	W	L	PCT
RICK CARLISLE	2008-09 THROUGH PRESENT	437	367	.544	28	30	.483
DON NELSON\$	1997-98 THROUGH 3/17/05	339	251	.575	19	24	.442
DICK MOTTA	1980-81 THROUGH 1986-87	329	409	.446	11	17	.393
	1994-95 THROUGH 1995-96						
AVERY JOHNSON#	3/18/05 THROUGH 2007-08	194	70	.735	23	24	.489
JOHN MACLEOD*	1987-88 THROUGH 11/26/89	96	79	.549	10	7	.588
RICHIE ADUBATO+	1989-90 THROUGH 1/13/93	94	170	.356	0	3	.000
JIM CLEAMONS	1996-97 THROUGH 12/4/97	28	70	.286	0	0	.000
QUINN BUCKNER	1993-94	13	69	.159	0	0	.000
GAR HEARDc	1992-93	9	44	.170	0	0	.000

\$ NELSON TOOK OVER FOR CLEAMONS 16 GAMES INTO THE 1997-98 SEASON.
 * MACLEOD WAS DISMISSED 11 GAMES INTO THE 1989-90 SEASON.
 + ADUBATO TOOK OVER FOR MACLEOD 11 GAMES INTO THE 1989-90 SEASON, AND WAS DISMISSED 29 GAMES INTO THE 1992-93 SEASON.
 c HEARD TOOK OVER FOR ADUBATO 29 GAMES INTO THE 1992-93 SEASON.
 # JOHNSON TOOK OVER FOR NELSON 64 GAMES INTO THE 2004-05 SEASON.

MAVS ASSISTANT COACHES

RICHIE ADUBATO	1986-87 – 1989-90	POPEYE JONES	2006-07 – 2009-10	TERRY STOTTS	2008-09 – 2011-12
SONNY ALLEN	1997-98	MONTE MATHIS	2009-10 – 2014-15	LARRY SHYATT	2016-17 – PRESENT
DARRELL ARMSTRONG	2008-09 – PRESENT	SIDNEY MONCRIEF	1999-00 – 2002-03	KURT THOMAS	1997-98
GREG BALLARD	1993-94	JAMAHL MOSLEY	2014-15 – PRESENT	LANNY VAN EMAN	1996-97
ROLANDO BLACKMAN	2000 – 2005-06	KIP MOTTA	1994-95 – 1995-96	KIKI VANDEWEGHE	1999-2001
BUTCH BEARD	1996-97 – 1997-98	DONN NELSON	1997-98 – 2003-04	SAM VINCENT	2006-07
TONY BROWN	2011-12 – 2013-14	TOM NEWELL	1993-94	MIKE WEINAR	2017-18 – PRESENT
KALEB CANALES	2013-14 – 2017-18	JACK NOLAN	1996-97	BOB WEISS	1980-81 – 1985-86
DWANE CASEY	2008-09 – 2010-11	JIM O'BRIEN	2012-13	PAUL WESTPHAL	2007-08
BRAD DAVIS	1992-93, 94-95 – 95-96, 99-00 – PRESENT	CHARLIE PARKER	1996-97 – 2004-05	RANDY WITTMAN	1993-94
RON EKKER	1997-98	JOE PRUNTY	2005-06 – 2007-08	BOB ZUFFELATO	1990-91 – 1992-93
MARIO ELIE	2007-08 – 2008-09	CLIFFORD RAY	1992-93		
DEL HARRIS	2000 – 2006-07	LARRY RILEY	2002-03 – 2005-06		
GAR HEARD	1987-88 – 1992-93 AND 1999-00	SCOTT ROTH	1997-98 – 1999-2000		
MELVIN HUNT	2015-16 – 2017-18	BOB SALMI	1996-97 – 1997-98		
AVERY JOHNSON	2004-05	TOM STERNER	2008-09 – 2009-10		



MAVS FINAL RECORDS/STANDINGS

YEAR	HEAD COACH	RECORD	DIVISION, GB	WEST	HOME	ROAD	P.O.	ATTEND.
1980-81	DICK MOTTA	15-67	6TH, 37	12TH	11-30	4-37	—	7,789
1981-82	DICK MOTTA	28-54	5TH, 20	10TH	16-25	12-29	—	9,519
1982-83	DICK MOTTA	38-44	4TH, 15	8TH	23-18	15-26	—	11,882
1983-84	DICK MOTTA	43-39	2ND, 2	4TH	31-10	12-29	4-6	14,223
1984-85	DICK MOTTA	44-38	3RD, 8	4TH	24-17	20-21	1-3	16,694
1985-86	DICK MOTTA	44-38	3RD, 7	4TH	26-15	18-23	5-5	16,904
1986-87	DICK MOTTA	55-27	1ST, —	2ND	35-6	20-21	1-3	16,984
1987-88	JOHN MACLEOD	53-29	2ND, 1	3RD	33-8	20-21	10-7	16,966
1988-89	JOHN MACLEOD	38-44	4TH,13	9TH	24-17	14-27	—	16,953
1989-90	JOHN MACLEOD	5-6						
	RICHIE ADUBATO	42-29	3RD, 9	6TH	30-11	17-24	0-3	16,868
1990-91	RICHIE ADUBATO	28-54	6TH, 27	12TH	20-21	8-33	—	16,681
1991-92	RICHIE ADUBATO	22-60	5TH, 33	12TH	15-26	7-34	—	15,847
1992-93	RICHIE ADUBATO	2-27						
	GAR HEARD	9-44	6TH, 44	13TH	7-34	4-37	—	13,530
1993-94	QUINN BUCKNER	13-69	6TH, 45	13TH	6-35	7-34	—	12,839
1994-95	DICK MOTTA	36-46	5TH, 26	10TH	19-22	17-24	—	16,547
1995-96	DICK MOTTA	26-56	15TH, 33	113TH	16-25	10-31	—	16,686
1996-97	JIM CLEAMONS	24-58	4TH, 40	11TH	14-27	10-31	—	15,102
1997-98	JIM CLEAMONS	4-12						
	DON NELSON	16-50	5TH, 42	10TH	13-28	7-34	—	13,208
1998-99	DON NELSON	19-31	5TH, 18	11TH	15-10	4-21	—	14,513
1999-00	DON NELSON	40-42	4TH, 15	9TH	22-19	18-23	—	14,785
2000-01	DON NELSON	53-29	12ND, 5	14TH	28-13	25-16	4-6	16,589
2001-02	DON NELSON	57-25	2ND, 1	4TH	30-11	27-14	4-4	19,580
2002-03	DON NELSON	60-22	1ST, —	2ND	33-8	27-14	10-10	19,913
2003-04	DON NELSON	52-30	3RD, 6	5TH	36-5	16-25	1-4	20,136
2004-05	DON NELSON	42-22	2ND, 1	3RD	29-12	29-12	6-7	20,062
	AVERY JOHNSON	16-2						
2005-06	AVERY JOHNSON	60-22	2ND, 3	2ND	34-7	26-15	14-9	20,114
2006-07	AVERY JOHNSON	67-15	1ST, —	1ST	36-5	31-10	2-4	20,350
2007-08	AVERY JOHNSON	51-31	4TH, 5	7TH	34-7	17-24	1-4	20,286
2008-09	RICK CARLISLE	50-32	3RD, 4	6TH	32-9	18-23	3-1	20,042
2009-10	RICK CARLISLE	55-27	1ST, —	2ND	28-13	27-14	5-5	19,994
2010-11	RICK CARLISLE	57-25	2ND, 4	3RD	29-12	28-13	16-5	20,102
2011-12	RICK CARLISLE	36-30	3RD, 14	7TH	23-10	13-20	0-4	20,335
2012-13	RICK CARLISLE	41-41	4TH, 17	10TH	24-17	17-24	—	20,036
2013-14	RICK CARLISLE	49-33	4TH, 13	8TH	26-15	23-18	3-4	19,951
2014-15	RICK CARLISLE	50-32	4TH, 6	7TH	27-14	23-18	1-4	20,188
2015-16	RICK CARLISLE	42-40	2ND, 25	6TH	23-18	19-22	1-4	20,144
2016-17	RICK CARLISLE	33-49	5TH, 28	11TH	21-20	12-29	1-4	19,789
2017-18	RICK CARLISLE	24-58	4TH, 41	13TH	15-26	9-32	—	19,791

MAVS RECORD BY MONTH

	OCT.	NOV.	DEC.	JAN.	FEB.	MAR.	APR.	MAY
1980-81	2-10	1-12	2-14	3-9	1-13	6-9	—	—
1981-82	1-1	1-12	5-9	6-7	6-8	5-12	4-5	—
1982-83	1-1	6-6	5-9	9-7	7-6	8-9	2-6	—
1983-84	1-1	10-3	5-10	9-5	7-9	7-7	4-4	—
1984-85	1-1	8-8	6-6	9-7	8-4	9-8	3-4	—
1985-86	1-1	8-6	5-8	9-6	6-8	11-5	4-4	—
1986-87	1-0	9-5	9-4	9-6	9-5	12-4	6-3	—
1987-88	0-0	7-5	10-3	11-4	10-5	8-6	7-6	—
1988-89	0-0	9-4	8-5	4-11	8-5	3-14	6-5	—
1989-90	0-0	6-7	9-6	9-7	7-5	9-5	7-5	—
1990-91	0-0	6-6	4-10	5-10	6-7	4-12	3-9	—
1991-92	0-0	7-8	5-9	1-13	4-9	1-15	4-6	—
1992-93	0-0	1-9	1-13	1-14	1-12	3-14	4-9	—
1993-94	0-0	1-12	1-12	1-16	5-8	0-13	5-8	—
1994-95	0-0	7-4	6-8	3-13	5-7	10-6	5-8	—
1995-96	0-0	5-8	3-11	6-8	5-9	3-14	4-6	—
1996-97	0-0	4-10	6-7	4-11	5-7	3-14	2-9	—
1997-98	1-0	3-11	1-14	3-11	3-10	8-8	1-8	—
1998-99	0-0	0-0	0-0	0-0	5-10	5-12	8-7	1-2
1999-00	0-0	5-11	4-10	8-5	7-6	7-9	9-1	—
2000-01	1-0	9-6	10-6	8-6	8-4	10-4	7-3	—
2001-02	1-0	9-6	11-3	12-4	7-4	11-5	6-3	—
2002-03	1-0	14-1	10-4	11-4	8-5	11-4	5-4	—
2003-04	1-1	10-5	7-6	11-6	9-2	8-8	6-2	—
2004-05	0-0	10-6	9-4	9-4	10-3	10-6	10-1	—
2005-06	0-0	10-4	12-4	13-2	10-1	9-8	6-3	—
2006-07	0-0	11-4	13-3	14-2	10-0	13-2	6-4	—
2007-08	1-0	10-5	9-6	11-3	8-6	7-8	5-3	—
2008-09	0-1	8-7	11-4	8-7	8-4	9-7	6-2	—
2009-10	2-1	11-4	9-5	8-7	9-4	11-4	5-2	—
2010-11	2-1	11-3	11-3	8-8	11-1	10-6	4-3	—
2011-12	0-0	0-0	1-3	13-5	7-7	9-8	6-7	—
2012-13	1-1	6-8	5-10	7-8	6-5	11-5	5-4	—
2013-14	1-0	9-8	8-5	9-8	9-3	8-6	5-3	—
2014-15	1-1	12-4	10-5	9-7	7-5	6-7	5-3	—
2015-16	1-1	9-7	9-5	9-9	4-6	5-10	5-2	—
2016-17	0-3	3-11	7-10	8-6	6-5	7-9	2-5	—
2017-18	1-7	4-10	8-8	3-11	3-7	4-10	1-5	—
TOTALS	23-32	260-246	255-262	281-277	255-225	281-313	183-172	1-2



RECORD AGAINST DIVISION & CONFERENCE

	ATLANTIC	CENTRAL	SOUTHEAST	EAST	MID/SOUTHWEST	PACIFIC	NORTHWEST	WEST	OVERALL
1980-81	2-8	1-11	NA	3-19	5-25	7-23	NA	12-48	15-67
1981-82	4-6	5-7	NA	9-13	11-19	8-22	NA	19-41	28-54
1982-83	0-10	6-6	NA	6-16	15-15	17-13	NA	32-28	38-44
1983-84	2-8	5-7	NA	7-15	19-11	17-13	NA	36-24	43-39
1984-85	5-5	6-6	NA	11-11	14-16	19-11	NA	33-27	44-38
1985-86	5-5	6-6	NA	11-11	16-14	17-13	NA	33-27	44-38
1986-87	7-3	6-6	NA	13-9	19-11	23-7	NA	42-18	55-27
1987-88	4-6	8-4	NA	12-10	20-10	21-9	NA	41-19	53-29
1988-89	6-6	2-10	NA	8-16	19-11	11-17	NA	30-28	38-44
1989-90	8-5	10-3	NA	18-8	17-11	12-16	NA	29-27	47-35
1990-91	7-5	4-10	NA	11-15	7-21	10-18	NA	17-39	28-54
1991-92	3-11	4-10	NA	7-21	11-15	4-24	NA	15-39	22-60
1992-93	3-11	3-11	NA	6-22	3-23	2-26	NA	5-49	11-71
1993-94	1-13	2-12	NA	3-25	7-19	3-25	NA	10-44	13-69
1994-95	5-9	8-6	NA	13-15	11-15	12-16	NA	23-31	36-46
1995-96	4-10	3-13	NA	7-23	10-14	9-19	NA	19-33	26-56
1996-97	6-8	2-14	NA	8-22	9-15	7-21	NA	16-36	24-58
1997-98	3-11	4-12	NA	7-23	9-15	4-24	NA	13-39	20-62
1998-99	1-2	2-1	NA	3-3	8-12	8-16	NA	16-28	19-31
1999-00	3-11	9-7	NA	12-18	12-12	16-12	NA	28-24	40-42
2000-01	11-3	12-4	NA	23-7	14-10	16-12	NA	30-22	53-29
2001-02	9-5	14-2	NA	23-7	16-8	18-10	NA	34-18	57-25
2002-03	13-1	13-3	NA	26-4	18-6	16-12	NA	34-18	60-22
2003-04	10-4	9-7	NA	19-11	14-10	19-9	NA	33-19	52-30
2004-05	9-1	6-4	8-2	23-7	11-5	10-8	14-4	35-17	58-24
2005-06	7-3	7-3	13-3	23-7	13-3	9-9	15-3	37-15	60-22
2006-07	10-0	8-2	9-1	27-3	14-2	11-7	15-3	40-12	67-15
2007-08	5-5	6-4	10-6	18-12	10-6	12-6	11-7	33-19	51-31
2009-09	7-3	6-4	8-2	21-9	7-9	11-7	11-7	29-23	50-32
2009-10	6-4	9-1	7-3	22-8	10-6	9-9	14-4	33-19	55-27
2010-11	9-1	4-6	9-1	22-8	8-8	15-3	12-6	35-17	57-25
2011-12	5-2	2-3	3-3	10-8	8-5	8-9	10-8	26-22	36-30
2012-13	5-5	6-4	6-4	17-13	7-9	10-8	7-11	24-28	41-41
2013-14	5-5	9-1	6-4	20-10	9-7	10-8	10-8	29-23	49-33
2014-15	9-1	5-5	7-3	21-9	7-9	9-9	13-5	29-23	50-32
2015-16	8-2	4-6	3-7	15-15	7-9	9-9	11-7	27-25	42-40
2016-17	4-6	6-4	4-6	14-16	5-11	8-10	6-12	19-33	33-49
2017-18	2-8	4-6	4-6	10-20	5-11	4-14	5-13	14-38	24-58
TOTALS	213-212	226-231	97-51	529-489	425-458	431-504	154-98	1,010-1,040	1,539-1,529

ALL-STAR BREAK/HALFWAY-POINT RECORDS

YEAR	DATE OF A-5 GAME	RECORD BEFORE	RECORD AFTER	FIRST 41 GAMES	LAST 41 GAMES	OVERALL RECORD
1980-81	FEB. 1	8-45	7-22	5-36	10-31	15-67
1981-82	JAN. 31	13-29	15-25	13-28	15-26	28-54
1982-83	FEB. 13	25-24	13-20	19-22	19-22	38-44
1983-84	JAN. 29	25-19	18-20	22-19	21-20	43-39
1984-85	FEB. 10	27-23	17-15	22-19	22-19	44-38
1985-86	FEB. 9	25-22	19-16	20-21	24-17	44-38
1986-87	FEB. 8	30-16	25-11	26-15	29-12	55-27
1987-88	FEB. 7	28-15	25-14	28-13	25-16	53-29
1988-89	FEB. 12	24-21	14-23	21-20	17-24	38-44
1989-90	FEB. 11	26-22	21-13	21-20	26-15	47-35
1990-91	FEB. 10	17-27	11-27	15-26	13-28	28-54
1991-92	FEB. 9	13-34	9-26	13-28	9-32	22-60
1992-93	FEB. 21	4-45	7-26	3-38	8-33	11-71
1993-94	FEB. 13	6-42	7-27	2-39	11-30	13-69
1994-95	FEB. 12	18-28	18-18	16-25	20-21	36-46
1995-96	FEB. 11	16-30	10-26	14-27	12-29	26-56
1996-97	FEB. 9	16-28	8-30	14-27	10-31	24-58
1997-98	FEB. 8	9-38	11-24	7-34	13-28	20-62
1998-99	NA	NA	NA	8-17 (1ST 25)	11-14 (LAST 25)	19-31
1999-00	FEB. 13	20-28	20-14	15-26	25-16	40-42
2000-01	FEB. 11	31-19	22-10	25-16	28-13	53-29
2001-02	FEB. 10	35-14	22-11	29-12	28-13	57-25
2002-03	FEB. 9	38-10	22-12	33-8	27-14	60-22
2003-04	FEB. 15	33-19	19-11	25-16	27-14	52-30
2004-05	FEB. 20	35-16	23-8	28-13	30-11	58-24
2005-06	FEB. 19	41-11	19-11	31-10	29-12	60-22
2006-07	FEB. 18	44-9	23-6	33-8	34-7	67-15
2007-08	FEB. 16	35-18	16-13	23-18	28-13	51-31
2008-09	FEB. 15	31-21	19-11	24-17	26-15	50-32
2009-10	FEB. 14	32-20	23-7	27-14	28-13	55-27
2010-11	FEB. 20	40-16	17-9	27-14	30-11	57-25
2011-12	FEB. 26	21-13	15-17	21-12 (1ST 33)	16-18 (LAST 33)	36-30
2012-13	FEB. 17	23-29	18-12	17-24	24-17	41-41
2013-14	FEB. 16	32-22	17-11	24-17	25-16	49-33
2014-15	FEB. 15	36-19	14-13	28-13	22-19	50-32
2015-16	FEB. 14	29-26	13-14	23-18	19-22	42-40
2016-17	FEB. 19	22-34	11-15	14-27	19-22	33-49
2017-18	FEB. 18	18-40	6-18	13-28	11-30	24-58



YEARLY STREAKS

YEAR	LONGEST WIN STREAK	DATES	LONGEST LOSING STREAK	DATES
1980-81	2	3 TIMES	15	1/18-2/20
1981-82	4	1/20-1/26	12	11/3-11/25
1982-83	5	1/18-1/26	7	3/2-4/8
1983-84	8	11/17-12/3	5	3 TIMES
1984-85	4	4 TIMES	3	3 TIMES
1985-86	6	11/19-12/3	6	2/19-2/28
1986-87	6	2 TIMES	2	5 TIMES
1987-88	11	2/14-3/4	4	2 TIMES
1988-89	5	11/17-11/26	12	3/10-3/30
1989-90	7	1/19-1/31	5	1/10-1/17
1990-91	4	11/3-11/9	8	4/3-4/15
1991-92	3	11/14-11/19	15	3/1-3/26
1992-93	2	2 TIMES	19	2/6-3/15
1993-94	2	3 TIMES	20	11/13-12/22
1994-95	6	3/20-3/30	8	1/18-1/31
1995-96	4	11/3-11/9	11	3/7-3/25
1996-97	3	12/5-12/10	11	3/18-4/6
1997-98	3	10/31-11/4	15	12/6-1/3
1998-99	4	4/26-5/1	7	2/9-2/19
1999-00	5	4/2-4/11	6	2/29-3/9
2000-01	6	3/7-3/17	3	1/11-1/15, 4/7-4/11
2001-02	10	12/11-1/2	3	11/15-11/20, 12/5-12/10
2002-03	14	10/30-11/27	3	3 TIMES
2003-04	9	1/12-1/27	4	12/17-12/23
2004-05	9	4/5-4/20	3	2 TIMES
2005-06	13	1/14-2/9	3	3/28-3/31
2006-07	17	1/27-3/11	4	11/2-11/8
2007-08	7	12/29-1/12	3	3/2-3/6, 3/18-3/23
2008-09	5	11/16-11/25	5	11/7-11/14
2009-10	13	2/17-3/10	3	1/28-2/1
2010-11	12	11/20-12/11	6	1/6-1/17
2011-12	6	2/8-2/17	4	2/22-3/2
2012-13	4	2 TIMES	5	12/21-12/30
2013-14	5	1/31-2/9	3	2/28-3/5
2014-15	6	12/26-1/5	4	1/23-1/28
2015-16	6	2 TIMES	5	3/3-3/12
2016-17	4	2 TIMES	8	11/9-11/23
2017-18	4	12/26-12/31	6	10/26-11/4

ALL-TIME RECORD STREAKS

LONGEST WINNING STREAKS

17	1/27/07	-	3/11/07
14	10/30/02	-	11/27/02
13	2/17/10	-	3/10/10
13	12/13/06	-	1/5/07
13	1/14/06	-	2/9/06
12	11/20/10	-	12/11/10
12	11/9/06	-	12/1/06
11	2/14/88	-	3/4/88
10	1/22/11	-	2/9/11
10	12/11/01	-	1/2/02
9	3/16/07	-	3/30/07
9	4/5/05	-	4/20/05
9	1/12/04	-	1/27/04
8	2/12/11	-	3/4/11
8	1/9/07	-	1/23/07
8	11/17/83	-	12/3/83
7	12/29/07	-	1/12/08
7	11/11/05	-	11/25/06
7	1/15/02	-	1/26/02
7	1/19/90	-	1/31/90
7	1/18/88	-	1/29/88

LONGEST HOME WINNING STREAKS

23	12/9/06	-	3/6/07
16	3/1/06	-	3/3/06
12	12/29/07	-	2/29/08
12	11/2/02	-	12/17/02
11	11/14/87	-	1/13/88
11	10/29/83	-	12/3/83
10	11/1/03	-	12/2/03
10	1/19/90	-	3/2/90
9	1/19/11	-	3/4/11
9	2/18/09	-	3/25/09
9	3/17/05	-	4/19/05
9	2/3/04	-	3/8/04
9	11/26/86	-	1/2/87
8	2/17/10	-	3/10/10
8	2/17/88	-	3/4/88
8	3/14/87	-	4/18/87

LONGEST HOME LOSING STREAKS

19#	11/6/93	-	1/21/94
12	2/15/94	-	4/2/94
9	1/20/81	-	2/27/81
8	2/10/93	-	3/15/93
7	11/8/97	-	11/25/97
7	1/14/95	-	2/3/95
7	11/21/92	-	12/12/92
7	11/3/81	-	11/24/81
6	12/14/99	-	1/6/00
6	12/26/92	-	1/15/93
6	11/18/80	-	12/9/80
6	10/14/80	-	11/11/80

LONGEST ROAD WINNING STREAKS

8	11/20/10	-	12/27/10
8	1/15/02	-	2/12/02
7	10/30/02	-	11/27/02
7	12/15/00	-	1/10/01
6	2/12/11	-	3/7/11
6	3/18/07	-	3/27/07
6	1/31/07	-	3/11/07
6	1/18/06	-	2/1/06
6	2/6/05	-	2/23/05
5	1/22/11	-	2/9/11
5	3/27/10	-	4/12/10
5	2/19/10	-	3/8/10
5	11/13/09	-	11/27/09
5	1/9/07	-	1/23/07
5	12/16/06	-	1/5/07
5	11/9/06	-	11/24/06
5	11/27/04	-	12/21/04
5	1/12/04	-	1/27/04
5	11/19/88	-	12/20/88
5	1/7/88	-	1/27/88
5	1/18/83	-	2/8/83

LONGEST LOSING STREAKS

20	11/13/93	-	12/22/93
19	2/6/93	-	3/15/93
16	12/28/93	-	1/27/94
15	12/6/97	-	1/3/98
15	12/18/92	-	1/16/93
15	3/1/92	-	3/26/92
15	1/18/81	-	2/20/81
12	11/17/92	-	12/12/92
12	3/10/89	-	3/30/89
12	11/3/81	-	11/25/81
12	11/16/80	-	12/10/80

LONGEST ROAD LOSING STREAKS

29	11/10/92	-	3/13/93
26	12/26/91	-	4/9/92
22	11/5/97	-	2/11/98
19	10/24/80	-	1/5/81
13	3/1/91	-	4/21/91
12	3/3/89	-	3/31/89
11	2/22/99	-	4/16/99
10	11/18/93	-	12/22/93
10	12/21/88	-	1/24/89
10	10/30/81	-	12/12/81

#NBA RECORD



ALL-TIME COMEBACKS

DEFICIT	SCORE	TIME	OPPONENT	DAL-OPP	DATE
29	41-70	10:26 3RD	VS. MINNESOTA	107-100	12/30/08
25	37-62	1:05 2ND	AT DENVER	124-123 (OT)	11/26/94
24	20-44	8:46 2ND	VS. SACRAMENTO	106-98	11/11/14
24	49-25	5:58 2ND	VS. TORONTO	105-99	11/20/07
24	62-86	6:01 3RD	VS. TORONTO	115-113 (OT)	2/25/06
23	32-55	3:15 2ND	VS. DENVER	122-116 (OT)	2/26/16
22	58-80	5:43 3RD	AT MINNESOTA	107-103	12/18/01
22	15-37	0:15 1ST	VS. ORLANDO	115-106 (OT)	1/18/01
22	38-60	0:31 2ND	VS. SAN ANTONIO	97-96	3/21/00
21	23-44	11:12 2ND	VS. GOLDEN STATE	116-106	11/27/01
21	53-74	6:19 3RD	AT WASHINGTON	102-97	2/21/95
20	58-78	6:40 3RD	AT BOSTON	108-100	2/28/00
20	67-47	3:24 3RD	AT SEATTLE	89-81	11/1/97
19	3-22	6:16 1ST	AT TORONTO	114-96	2/27/11
19	38-57	10:29 3RD	VS. CLEVELAND	91-87	3/14/06
19	31-50	4:32 2ND	VS. MEMPHIS	97-87	2/23/06
19	45-64	5:32 3RD	VS. DENVER	83-80	11/15/05
19 *	25-44	8:09 2ND	AT SAN ANTONIO	103-91	5/27/03
19	29-48	2:22 2ND	AT ATLANTA	91-81	2/5/01
19	60-79	8:52 4TH	VS. CHICAGO	104-97 (OT)	3/12/98
19	27-46	6:05 2ND	VS. SAN ANTONIO	104-98	4/4/90
19	17-36	9:11 2ND	AT PORTLAND	101-94	11/13/84

* PLAYOFFS

BIGGEST LEADS THAT GOT AWAY

LEAD	SCORE	TIME	OPPONENT	DAL-OPP	DATE
30	66-36	11:20 3RD	AT L.A. LAKERS	103-105	12/6/02
27	85-58	3:09 3RD	VS. PHOENIX	108-109 (OT)	3/2/97
26	63-37	9:43 2ND	VS. SEATTLE	105-113	3/22/92
25	51-26	5:25 2ND	AT MEMPHIS	84-90	2/27/13
24	74-50	5:53 3RD	VS. MINNESOTA	110-113 (OT)	1/17/98
23*	67-44	1:31 3RD	AT PORTLAND	82-84	4/23/11
23	91-68	5:17 3RD	VS. DENVER	140-141 (OT)	3/1/85
22	40-18	1:23 1ST	AT GOLDEN STATE	114-128	2/4/15
22	41-19	11:40 2ND	AT L.A. CLIPPERS	99-100	12/10/03
22	34-12	2:49 1ST	VS. HOUSTON	112-114	4/16/89
21	34-13	0:36 1ST	AT TORONTO	85-93	1/22/14
21	69-48	8:37 3RD	AT PORTLAND	104-106	1/29/13
20	42-22	5:04 2ND	VS. MILWAUKEE	99-103	12/13/10
20	64-44	8:48 3RD	VS. DENVER	102-107	1/31/04
20	47-27	2:23 2ND	VS. HOUSTON	95-98 (OT)	4/11/02
19	41-22	8:34 2ND	VS. TORONTO	108-109 (OT)	12/20/13
19	24-5	6:17 1ST	AT CHICAGO	91-98	11/13/08
19	53-34	9:20 3RD	VS. INDIANA	79-84	1/10/98
19	60-41	11:04 3RD	AT UTAH	91-97	4/10/91
19	81-62	2:08 3RD	AT SAN ANTONIO	94-100	1/16/91

* PLAYOFFS

YEARLY NBA STATISTICAL RANKINGS

		PTS	DEF	FG%	FT%	3FG%	REB	AST	STL	TO	BS	FG DEF
1980-81	ranking out of 23	21	19	23	12	8	23	17	23	5	23	23
1981-82	ranking out of 23	19	13	21	16	7	18	8	23	2	22	19
1982-83	ranking out of 23	5	18	11	5	11	9	6	23	1	22	18
1983-84	ranking out of 23	11	13	5T	12T	14	21	12	21	1	18T	17
1984-85	ranking out of 23	10	7	13	3	1	19	13	22	1	20	20
1985-86	ranking out of 23	2	21	5	7	1	15	14	22	1	17	20
1986-87	ranking out of 23	4	14	7	3	1	5	17	16	1	13	9T
1987-88	ranking out of 23	7	6	9T	4T	6	1	17	18	4	12	4T
1988-89	ranking out of 25	24	4	17	6T	7	23	24	23	3	6	8
1989-90	ranking out of 27	22	4	16T	10	17	21T	26	19	7	14	9
1990-91	ranking out of 27	25	12	15	16	11	24	25	26	4	17	19T
1991-92	ranking out of 27	27	14	27	14	5	1	26	27	6	24	12T
1992-93	ranking out of 27	26	27	27	27	12	18	27	20T	27	23	27
1993-94	ranking out of 27	27	17	27	8	21	20	27	6	7	27	26
1994-95	ranking out of 27	9	24	26	18T	24	2	11	26	21	25	25T
1995-96	ranking out of 29	9	29	29	24	18	2	11	19	13	22	29
1996-97	ranking out of 29	26	14	28	25	27	17	24	17	19	21	15
1997-98	ranking out of 29	26	19	27	9	8	23	28	20	7	6	20
1998-99	ranking out of 29	15	21	18	17	16	12	27	26	4	4	22
1999-00	ranking out of 29	3	25	12	2	2	22T	18	23	2	15	22
2000-01	ranking out of 29	4	16	5	2	4	21	18	19	6	5	14
2001-02	ranking out of 29	1	28	4	1	4	12	14	22	1	18	19
2002-03	ranking out of 29	1	16	7	1	3	17	9	11T	1	13	12
2003-04	ranking out of 29	1	28	3	1	11	2	3	15	1	10	27
2004-05	ranking out of 30	3	14	8	4	6	8	26	4	4	7T	8
2005-06	ranking out of 30	9	7	7	6	9	6	29	13	5	4	10
2006-07	ranking out of 30	9	4	5	2	4	8	24	24	5	12	7
2007-08	ranking out of 30	12	6	9	1	20	9	20	29	5	10T	4
2008-09	ranking out of 30	9	15	9	2	25	5	8	17	5	9	12
2009-10	ranking out of 30	11	15	12	1	5	17T	3	10	3	6	15
2010-11	ranking out of 30	11	10	5	8	11	14	2	23	12T	24T	8
2011-12	ranking out of 30	19	12	19	9	20	11	15	4	8	14	7
2012-13	ranking out of 30	8	27	8	2	6	16	5	16	5T	8	12
2013-14	ranking out of 30	8	20	4	3	2	26	6	5	3	21	22
2014-15	ranking out of 30	3	25	5	16	13	23	8	10	4	20	16
2015-16	ranking out of 30	16	14	20	3	23	19	18	26	2	29	15
2016-17	ranking out of 30	30	4	29	4	16	30	27	19	2	30	27
2017-18	ranking out of 30	28	12	26	19	17	27	19	25	1	29	23



OVERTIME RECORD

	GAMES	HOME	ROAD	TOTAL
1980-81	4	1-3	0-0	1-3
1981-82	2	1-0	0-1	1-1
1982-83	2	0-1	0-1	0-2
1983-84	7*	2-3	1-1	3-4
1984-85	6**	1-4	1-0	2-4
1985-86	4#	1-2	1-0	2-2
1986-87	7###	1-0	2-4	3-4
1987-88	3	1-0	2-0	3-0
1988-89	4	0-1	2-1	2-2
1989-90	5+	3-1	1-0	4-1
1990-91	5	1-2	2-0	3-2
1991-92	3	2-1	0-0	2-1
1992-93	2	0-1	0-1	0-2
1993-94	2	1-1	0-0	1-1
1994-95	7+++	0-1	5-1	5-2
1995-96	8++++	3-3	1-1	4-4
1996-97	4**	0-2	1-1	1-3
1997-98	8#	3-2	1-2	4-4
1998-99	2	0-0	1-1	1-1
1999-00	2	0-0	2-0	2-0
2000-01	4###	2-0	1-1	3-1
2001-02	7#	0-1	5-1	5-2
2002-03	4	0-2	2-0	2-2
2003-04	4%	1-0	1-2	2-2
2004-05	2	2-0	0-0	2-0
2005-06	7#	2-0	3-2	5-2
2006-07	2**	0-1	1-0	1-1
2007-08	2	0-0	0-2	0-2
2008-09	4**	2-1	1-0	3-1
2009-10	8	2-2	3-1	5-3
2010-11	1	0-0	1-0	1-0
2011-12	6%^	2-1	1-2	3-3
2012-13	11###	2-3	1-5	3-8
2013-14	6	1-4	0-1	1-5
2014-15	6&	2-0	4-0	6-0
2015-16	12%	5-2	3-2	8-4
2016-17	4	2-1	0-1	2-2
2017-18	5	0-3	0-2	0-5
TOTALS	173	46-49	50-37	96-86

* INCLUDES 1-3 IN DOUBLE OT, 1-2 AT HOME
 ** INCLUDES 0-1 IN DOUBLE OT, AT HOME
 # INCLUDES 1-0 IN DOUBLE OT, ON ROAD
 ## INCLUDES 0-1 IN DOUBLE OT, ON ROAD
 ^ INCLUDES 0-1 IN TRIPLE OT, ON ROAD
 + INCLUDES 0-1 IN TRIPLE OT, AT HOME
 ++ INCLUDES 2-1 IN DOUBLE OT, ON ROAD
 +++ INCLUDES 2-0 IN DOUBLE OT, AT HOME
 & INCLUDES 2-0 IN DOUBLE OT, ON ROAD
 % INCLUDES 1-0 IN DOUBLE OT, AT HOME

GAMES MISSED DUE TO INJURY OR ILLNESS

Season	Record	Missed	Season	Record	Missed
2017-18	24-58	297	1996-97	24-58	217
2016-17	33-49	163	1995-96	26-56	212
2015-16	42-40	117	1994-95	36-46	83
2014-15	50-32	87	1993-94	13-69	185
2013-14	49-33	117	1992-93	11-71	246
2012-13	41-41	97	1991-92	22-60	240
2011-12	36-30	84	1990-91	28-54	199
2010-11	57-25	167	1989-90	47-35	108
2009-10	55-27	136	1988-89	38-44	141
2008-09	50-32	136	1987-88	53-29	37
2007-08	51-31	96	1986-87	55-27	26**
2006-07	67-15	111	1985-86	44-38	16
2005-06	60-22	199	1984-85	44-38	8**
2004-05	58-24	289	1983-84	43-39	94
2003-04	52-30	288	1982-83	38-44	60
2002-03	60-22	292	1981-82	28-54	58
2001-02	57-25	282	1980-81	15-67	78
2000-01	53-29	268			
1999-00	40-42	332*			
1998-99	19-31	144			
1997-98	20-62	363*			

* MOST IN THE NBA
 ** FEWEST IN THE NBA

PRESEASON RECORDS

1980:	3-4	1990:	2-6	2000:	6-2	2010:	4-4
1981:	5-1	1991:	3-5	2001:	5-3	2011:	0-2
1982:	5-1	1992:	1-6	2002:	5-3	2012:	4-4
1983:	3-2	1993:	1-5	2003:	3-5	2013:	4-4
1984:	1-3	1994:	3-4	2004:	3-5	2014:	4-4
1985:	3-4	1995:	2-6	2005:	6-2	2015:	0-7
1986:	3-4	1996:	3-4	2006:	3-5	2016:	2-5
1987:	3-4	1997:	1-7	2007:	5-3	2017:	4-2
1988:	3-5	1998:	0-2	2008:	4-4		
1989:	3-5	1999:	2-5	2009:	5-2		



MAVS 20-POINT, 20-REBOUND GAMES

PLAYER	OPPONENT	DATE	PTS	REBS
SAM PERKINS	AT HOUSTON	12/12/85	31	20
JAMES DONALDSON	DENVER	12/19/86	20	22
ROY TARPLEY	PHOENIX	2/22/88	27	23
ROY TARPLEY	AT L.A. CLIPPERS	3/18/88	25	21
ROY TARPLEY	NEW YORK	3/22/88	29	24
ROY TARPLEY*	L.A. LAKERS	5/27/88	21	20
JAMES DONALDSON	NEW JERSEY	3/6/89	20	22
ROY TARPLEY	AT DENVER	4/23/89	20	20
ROY TARPLEY	AT SEATTLE (OT)	11/14/89	26	20
ROY TARPLEY	MILWAUKEE	4/1/90	24	25
POPEYE JONES	BOSTON	12/15/94	25	20
CHRIS GATLING	UTAH	11/16/96	23	20
SHAWN BRADLEY	PORTLAND	4/7/98	22	22
DIRK NOWITZKI	BOSTON	2/21/02	33	23
DIRK NOWITZKI	SACRAMENTO	2/23/02	26	21
DIRK NOWITZKI	PHOENIX	3/5/02	30	20
DIRK NOWITZKI	AT SAN ANTONIO	4/6/02	26	21
DIRK NOWITZKI	L.A. LAKERS	4/3/03	25	22
DIRK NOWITZKI*	AT SACRAMENTO (2OT)	5/10/03	25	20
DIRK NOWITZKI*	SAN ANTONIO	5/19/06	26	21
DIRK NOWITZKI	VS. MILWAUKEE	2/26/13	21	20

MAVS 20-POINT, 20-ASSIST GAMES

PLAYER	OPPONENT	DATE	PTS	AST
JASON KIDD	UTAH (2OT)	2/8/96	20	25

OPPONENTS 20-POINT, 20-REBOUND GAMES

PLAYER	OPPONENT	DATE	PTS	REBS
MOSES MALONE	AT HOUSTON	10/29/80	38	21
MOSES MALONE	HOUSTON (OT)	3/24/81	30	22
MOSES MALONE	AT HOUSTON	2/23/82	34	21
MOSES MALONE	AT HOUSTON	3/30/82	38	20
MOSES MALONE	PHILADELPHIA (OT)	12/29/82	32	24
CLIFF ROBINSON	AT CLEVELAND	2/16/83	23	22
CHARLES BARKLEY	AT PHILADELPHIA	3/30/86	32	25
HAKHEEM OLAJUWON	AT HOUSTON	1/10/87	25	20
CHARLES BARKLEY	AT PHILADELPHIA	3/23/87	24	20
LARRY NANCE	AT PHOENIX (OT)	4/6/87	28	20
HAKHEEM OLAJUWON*	HOUSTON	4/30/88	41	26
BILL LAIMBEER	DETROIT	11/15/88	23	21
ROBERT PARISH	AT BOSTON	3/3/89	27	22
HAKHEEM OLAJUWON	AT HOUSTON	3/10/89	29	22
HAKHEEM OLAJUWON	AT HOUSTON	1/27/90	32	20
RONY SEIKALY	AT MIAMI	11/14/90	30	21
HAKHEEM OLAJUWON	HOUSTON	4/3/91	22	22
KEVIN WILLIS	ATLANTA	12/3/91	29	31
SHAQUILLE O'NEAL	AT ORLANDO	3/16/94	34	21
LOY VAUGHT	AT L.A. CLIPPERS	4/23/95	26	21
TOM GUGLIOTTA	MINNESOTA	2/3/96	22	20
ERVIN JOHNSON	DENVER	4/19/97	21	26
BRIAN GRANT	AT PORTLAND	4/3/98	20	20
SHAQUILLE O'NEAL	AT L.A. LAKERS	11/7/99	30	20
ANTAWN JAMISON	GOLDEN STATE	1/25/00	33	21
SHAREEF ABDUR-RAHIM	AT VANCOUVER (OT)	2/6/00	36	22
SHAQUILLE O'NEAL	L.A. LAKERS	4/18/00	38	20
TIM DUNCAN*	AT SAN ANTONIO	5/7/01	25	22
TIM DUNCAN*	AT SAN ANTONIO	5/14/01	32	20
LORENZEN WRIGHT	AT MEMPHIS	11/4/01	33	26
TIM DUNCAN*	SAN ANTONIO	5/23/03	34	24
TIM DUNCAN*	SAN ANTONIO	5/25/03	21	20
MALIK ROSE	AT SAN ANTONIO	11/8/03	20	22
KEVIN GARNETT	MINNESOTA	11/29/03	28	20
ELTON BRAND	L.A. CLIPPERS	12/20/03	22	20
KEVIN GARNETT	MINNESOTA	1/3/04	27	22
CARLOS BOOZER	CLEVELAND	3/30/04	23	20
DREW GOODEN	L.A. CLIPPERS	3/23/10	26	20
DEJUAN BLAIR	SAN ANTONIO	4/14/10	27	23
AL HORFORD	AT ATLANTA	11/20/10	20	20
DWIGHT HOWARD	AT ORLANDO	12/21/10	26	23
ZACH RANDOLPH	AT MEMPHIS	1/15/11	23	20
AL JEFFERSON	AT UTAH (3OT)	4/16/12	28	26
DEANDRE JORDAN	L.A. CLIPPERS	2/9/15	22	27
SERGE IBAKA	AT OKLAHOMA CITY	2/19/15	21	22
KENNETH FARIED	AT DENVER (OT)	3/6/16	25	20
DEANDRE JORDAN	L.A. CLIPPERS	3/7/16	23	20
RUDY GOBERT	UTAH (OT)	1/20/17	27	25
DEMARCUS COUSINS	NEW ORLEANS	11/3/17	20	22
DEMARCUS COUSINS	AT NEW ORLEANS	12/29/17	32	20
KARL-ANTHONY TOWNS	MINNESOTA	3/30/18	21	20

*PLAYOFFS



TOP-SCORING GAMES OFF THE BENCH

POINTS	MINUTES	PLAYER	OPPONENT	DATE
40	30	RODRIGUE BEAUBOIS	AT GOLDEN STATE	3/27/10
40*	48	NICK VAN EXEL	AT SACRAMENTO (2OT)	5/10/03
39	33	TONY DUMAS	AT PHOENIX (OT)	1/12/96
36*	30	NICK VAN EXEL	SACRAMENTO	5/8/03
36	37	CEDRIC CEBALLOS	AT NEW JERSEY	1/22/00
35	39	JASON TERRY	AT NEW ORLEANS (OT)	11/4/09
35*	37	NICK VAN EXEL	AT SACRAMENTO	5/15/03
35	43	NICK VAN EXEL	SAN ANTONIO (OT)	3/20/03
35	30	CHRIS GATLING	CHICAGO	11/29/96
35	37	TONY DUMAS	SEATTLE (OT)	12/12/95
35	36	MARK AGUIRRE	AT SAN ANTONIO	3/22/85
35	34	JAY VINCENT	SAN ANTONIO	3/19/85
35	31	JAY VINCENT	AT BOSTON	3/8/85
34	38	JASON TERRY	SAN ANTONIO (OT)	1/29/12
34	24	AUSTIN CROSHERE	SEATTLE	1/30/07
34	35	CEDRIC CEBALLOS	AT SEATTLE	11/4/99
33	34	JASON TERRY	WASHINGTON	3/7/09
33	42	JERRY STACKHOUSE	PHOENIX (2OT)	3/14/07
33	32	CEDRIC CEBALLOS	AT PHOENIX	3/4/00
33	35	JAY VINCENT	NEW JERSEY	11/17/83
33	33	MARK AGUIRRE	KANSAS CITY	11/20/82
32*	25	JASON TERRY	L.A. LAKERS	5/8/11
32	33	FAT LEVER	UTAH	11/23/91
32	29	ADRIAN DANTLEY	WASHINGTON	2/25/89
31	35	JASON TERRY	AT HOUSTON	11/19/08
31	38	JASON TERRY	HOUSTON	11/5/07
31	37	ROBERT PACK	HOUSTON	2/11/99
31	31	JAY VINCENT	AT HOUSTON	2/24/86
31	34	ABDUL JEELANI	AT PORTLAND	3/15/81

*PLAYOFFS

OPPONENT TOP-SCORING GAMES OFF THE BENCH

POINTS	PLAYER	OPPONENT	DATE
39	KEVIN MARTIN	AT SACRAMENTO	1/14/08
38	MIKE EVANS	DENVER (OT)	3/1/85
38	CALVIN MURPHY	HOUSTON (OT)	1/2/81
37	EDDIE JOHNSON	AT PHOENIX	11/9/88
37	GREG KELSER	AT SAN DIEGO	1/6/84
37	DARRELL GRIFFITH	AT UTAH	10/31/80
36	ALEC PETERS	PHOENIX	4/10/18
35	PURVIS SHORT	AT GOLDEN STATE	1/2/82
34	MIRZA TELETOVIC	AT BROOKLYN	1/24/14
34	BILLY KNIGHT	INDIANA	3/7/82
33	RICKY PIERCE	AT MILWAUKEE	2/22/90
32	ANTHONY MORROW	AT OKLAHOMA CITY	4/1/15
32	AUSTIN CROSHERE	AT INDIANA (2OT)	2/5/02
32	DAVID THOMPSON	SEATTLE (2OT)	2/29/84
31	QUENTIN RICHARDSON	AT L.A. CLIPPERS	1/26/02
31	CHRIS GATLING	ORLANDO	11/13/99
31	SAM CASSELL	AT HOUSTON	2/13/96
31	EDDIE JOHNSON	SEATTLE	3/22/92
31	ANTOINE CARR	AT SACRAMENTO	12/4/90
31	EDDIE JOHNSON	SACRAMENTO (OT)	3/12/86
31	STEVE JOHNSON	CHICAGO	3/23/85

*PLAYOFFS



MOST MINUTES WITHOUT A TURNOVER

MINUTES	PLAYER	OPPONENT	DATE
51	JASON TERRY	AT MILWAUKEE	11/29/05
51	DIRK NOWITZKI	AT NEW YORK	2/5/01
51	JAMES DONALDSON	AT INDIANA	1/17/87
50*	DIRK NOWITZKI	AT SAN ANTONIO	5/22/06
48	AARON HARRISON	PHOENIX	4/10/18
48	DIRK NOWITZKI	WASHINGTON	12/23/02
48	DIRK NOWITZKI	UTAH	12/20/02
48	MICHAEL FINLEY	AT L.A. LAKERS	3/17/02
48	DIRK NOWITZKI	AT ATLANTA	1/15/02
48*	MICHAEL FINLEY	SAN ANTONIO	5/12/01
48	MICHAEL FINLEY	SACRAMENTO	4/13/01
48	MICHAEL FINLEY	AT CLEVELAND	11/30/99
48	JAMES DONALDSON	AT CHICAGO	3/8/87
47	DIRK NOWITZKI	AT SACRAMENTO	12/25/03
47	DIRK NOWITZKI	AT NEW ORLEANS	12/26/02
47*	MICHAEL FINLEY	SACRAMENTO	5/9/02
47	CEDRIC CEBALLOS	AT MINNESOTA	12/4/99
47	RODNEY MCCRAY	AT L.A. LAKERS	12/12/90
47	JAMES DONALDSON	AT L.A. CLIPPERS	3/6/86

* PLAYOFFS

MAVS TRIPLE-DOUBLES

PLAYER	OPPONENT	DATE	POINTS	REBOUNDS	ASSISTS
MARK AGUIRRE	DENVER	1/14/83	30	11	16
MARK AGUIRRE	INDIANA	11/23/85	25	13	12
DETLEF SCHREMPF	MILWAUKEE	1/30/87	15	10	10
RODNEY MCCRAY	AT HOUSTON	4/11/92	13	13	11
JASON KIDD	L.A. LAKERS	4/5/95	19	10	12
JASON KIDD	MINNESOTA	4/7/95	11	10	13
JASON KIDD	AT HOUSTON (2OT)	4/11/95	38	11	10
JASON KIDD	SAN ANTONIO	4/20/95	10	12	13
JASON KIDD	CHICAGO (OT)	11/21/95	25	15	11
JASON KIDD	AT PHOENIX (OT)	1/12/96	33	12	16
JASON KIDD	CHARLOTTE	1/13/96	13	10	11
JASON KIDD	AT SACRAMENTO	1/23/96	29	10	10
JASON KIDD	L.A. CLIPPERS	1/30/96	21	16	16
JASON KIDD	L.A. LAKERS	2/23/96	17	10	12
JASON KIDD	AT DENVER	2/29/96	26	12	12
JASON KIDD	AT PORTLAND	4/11/96	19	10	10
JASON KIDD	AT SAN ANTONIO	4/21/96	21	10	15
MICHAEL FINLEY	L.A. LAKERS	4/14/98	23	11	10
MICHAEL FINLEY	AT CLEVELAND	11/30/99	14	12	11
MICHAEL FINLEY	PHOENIX	12/11/99	33	14	10
MICHAEL FINLEY	AT PHOENIX	12/23/99	33	13	13
MICHAEL FINLEY	AT L.A. CLIPPERS	3/28/00	20	12	10
MICHAEL FINLEY	AT GOLDEN STATE	12/2/00	13	13	10
STEVE NASH	PORTLAND	11/17/03	14	10	12
ANTOINE WALKER	AT NEW YORK (OT)	1/12/04	14	12	11
ANTOINE WALKER	PHILADELPHIA (2OT)	1/14/04	11	17	13
DIRK NOWITZKI	MILWAUKEE	2/6/08	29	10	12
JASON KIDD	NEW ORLEANS	4/16/08	27	10	10
JASON KIDD	L.A. LAKERS	11/11/08	16	11	10
JASON KIDD	AT GOLDEN STATE	3/13/09	21	10	11
JASON KIDD	HOUSTON	4/15/09	11	10	12
JASON KIDD	AT ATLANTA (OT)	2/26/10	19	16	17
DIRK NOWITZKI	DENVER	3/29/10	34	10	10
JASON KIDD	AT SACRAMENTO	4/10/10	11	10	13
JASON KIDD	SAN ANTONIO	12/30/10	12	10	13
JASON KIDD	AT PHILADELPHIA	3/1/11	13	10	13
RAYMOND FELTON	WASHINGTON	12/12/15	10	11	11
DENNIS SMITH JR.	AT NEW ORLEANS	12/29/17	21	10	10

PLAYER	OPPONENT	DATE	POINTS	REBOUNDS	BLOCKS
SHAWN BRADLEY	PORTLAND	4/7/98	22	22	13

* PLAYOFFS



OPPONENT TRIPLE-DOUBLES

PLAYER	TEAM	DATE	POINTS	REBOUNDS	ASSISTS
M. RICHARDSON	NEW YORK	1/16/81	18	16	11
SAM LACEY	KANSAS CITY	2/3/81	14	12	11
MAGIC JOHNSON	AT L.A. LAKERS	11/8/81	24	10	15
MAGIC JOHNSON	AT L.A. LAKERS	3/14/82	13	11	13
MAGIC JOHNSON*	L.A. LAKERS (OT)	5/6/84	14	11	16
JOHNNY MOORE	AT SAN ANTONIO	1/3/85	14	10	14
CLYDE DREXLER*	AT PORTLAND	4/23/85	20	10	10
REGGIE THEUS	SACRAMENTO (OT)	3/12/86	32	14	15
MAGIC JOHNSON	L.A. LAKERS	5/4/86	29	15	14
TERRY CUMMINGS	AT MILWAUKEE (OT)	1/16/87	39	15	10
FAT LEVER	AT DENVER	1/29/87	24	14	10
LARRY BIRD	BOSTON	2/18/87	16	12	11
VERN FLEMING	INDIANA	1/13/88	18	12	12
JOHN BAGLEY	NEW JERSEY	2/1/88	19	10	10
MAGIC JOHNSON	L.A. LAKERS	3/6/88	14	10	16
FAT LEVER	AT DENVER	4/17/88	25	19	13
FAT LEVER*	DENVER	5/14/88	11	11	12
MAGIC JOHNSON	AT L.A. LAKERS	3/17/89	31	12	13
RORY SPARROW	AT MIAMI	4/18/89	24	10	10
TYRONE CORBIN	AT MINNESOTA	1/2/91	10	13	10
MAGIC JOHNSON	L.A. LAKERS	2/21/91	21	10	12
WILLIE ANDERSON	SAN ANTONIO	12/17/91	18	12	10
NICK ANDERSON	ORLANDO	1/24/92	32	12	10
MARK JACKSON	AT L.A. CLIPPERS	12/22/92	21	12	10
VLADE DIVAC	AT L.A. LAKERS	3/10/94	22	17	12
RON HARPER	AT L.A. CLIPPERS	3/11/94	26	10	10
ROBERT PACK	AT DENVER (OT)	11/26/94	21	10	17
CLYDE DREXLER	AT HOUSTON (OT)	4/11/95	29	11	11
CLYDE DREXLER	AT HOUSTON	2/13/96	21	14	12
BLUE EDWARDS	AT VANCOUVER	3/1/96	15	13	11
LARRY JOHNSON	AT CHARLOTTE	3/7/96	21	10	10
ANTHONY MASON	CHARLOTTE	2/25/97	15	22	10
JASON KIDD	AT PHOENIX	1/2/98	20	12	14
JASON KIDD	AT PHOENIX	3/15/98	20	13	12
JASON KIDD	AT PHOENIX	2/22/99	17	10	12
CHRIS WEBBER	AT SACRAMENTO	3/6/00	22	10	11
MIKE BIBBY	AT VANCOUVER	4/2/00	14	11	11
JOHN STOCKTON*	UTAH	4/28/01	12	11	10
CHRIS WEBBER	AT SACRAMENTO	1/15/03	29	15	11
RODNEY WHITE	AT DENVER	3/24/03	17	12	10
ANFERNEE HARDAWAY	AT PHOENIX	4/9/03	10	10	10
GILBERT ARENAS	AT WASHINGTON	11/5/03	25	12	10
KEVIN GARNETT	AT MINNESOTA	12/18/03	35	10	10
CHRIS WEBBER*	AT SACRAMENTO	4/20/04	19	13	12
JASON KIDD	NEW JERSEY	1/15/05	10	10	11
STEVE NASH*	AT PHOENIX	5/18/05	34	13	12
BORIS DIAW	PHOENIX	3/5/06	24	10	10
HEDO TURKOGU	AT ORLANDO	2/4/08	13	12	13
CHRIS PAUL*	AT NEW ORLEANS	4/29/08	24	11	15
CHRIS PAUL	NEW ORLEANS	1/14/09	33	10	11
RAJON RONDO	BOSTON	2/12/09	19	15	14
RUSSELL WESTBROOK	AT OKLAHOMA CITY	3/2/09	17	10	10
LEBRON JAMES*	MIAMI	6/9/11	17	10	10
KOBE BRYANT	AT L.A. LAKERS	4/2/13	23	11	11
RICKY RUBIO	MINNESOTA (OT)	3/19/14	22	10	15
BLAKE GRIFFIN	AT L.A. CLIPPERS	4/3/14	25	10	11
M. CARTER-WILLIAMS	AT PHILADELPHIA	11/29/14	18	10	16
ERIC BLEDSOE	AT PHOENIX	12/23/14	16	10	11
ELFRID PAYTON	ORLANDO	3/18/15	15	10	12
RUSSELL WESTBROOK	AT OKLAHOMA CITY	4/1/15	31	11	11
JAMES HARDEN	AT HOUSTON	1/24/16	23	15	10
KEVIN DURANT	AT GOLDEN STATE	12/30/16	19	11	10
JULIUS RANDLE	L.A. LAKERS	3/7/17	13	18	10
RUSSELL WESTBROOK	OKLAHOMA CITY	3/27/17	37	13	10
RUSSELL WESTBROOK	AT OKLAHOMA CITY	12/31/17	38	15	11
NIKOLA JOKIC	AT DENVER	1/27/18	11	16	11
JULIUS RANDLE	AT L.A. LAKERS	2/23/18	18	13	10
LEBRON JAMES	AT CLEVELAND	4/1/18	16	13	12

PLAYER	TEAM	DATE	POINTS	REBOUNDS	BLOCKS
DIKEMBE MUTOMBO	DENVER	11/8/94	12	14	11
HAKHEEM OLAJUWON	AT HOUSTON	4/13/96	31	13	10

* PLAYOFFS



LARGEST WINS

MARGIN	OPPONENT	SCORE	DATE	SITE
53	PHILADELPHIA	123-70	11/13/14	DALLAS
50	NEW YORK	128-78	1/24/10	NEW YORK
49	L.A. LAKERS	122-73	1/27/17	DALLAS
45	GOLDEN STATE	149-104	1/15/85	OAKLAND
44	SAN ANTONIO	126-82	1/27/89	DALLAS
44	SEATTLE	124-80	4/11/85	TACOMA
40*	HOUSTON	116-76	5/7/05	DALLAS
40	SACRAMENTO	111-71	11/12/88	DALLAS
39	SACRAMENTO	99-60	1/14/12	DALLAS
39	DETROIT	114-75	11/9/02	DALLAS
38	UTAH	126-88	1/22/83	DALLAS
37	DETROIT	119-82	11/19/05	DALLAS
37	VANCOUVER	120-83	1/25/01	DALLAS
36	L.A. LAKERS	108-72	3/11/07	LOS ANGELES
36	SAN ANTONIO	104-68	4/7/05	DALLAS
35	HOUSTON	131-96	1/19/86	DALLAS
34	MEMPHIS	114-80	3/10/18	DALLAS
34	L.A. LAKERS	140-106	11/21/14	DALLAS
34	DENVER	132-98	4/18/96	DALLAS
34	WASHINGTON	127-93	2/25/89	DALLAS
33	NEW JERSEY	110-77	1/14/06	DALLAS
32	MILWAUKEE	111-79	11/18/17	DALLAS
32	ORLANDO	112-80	2/11/17	DALLAS
32	NEW ORLEANS	121-89	4/13/11	DALLAS
32	L.A. CLIPPERS	118-86	11/4/86	DALLAS

* PLAYOFFS

LARGEST LOSSES

MARGIN	OPPONENT	SCORE	DATE	SITE
58	SACRAMENTO	81-139	12/29/92	SACRAMENTO
48	HOUSTON	68-116	2/4/81	HOUSTON
47	SEATTLE	70-117	11/25/89	DALLAS
45	PORTLAND	75-120	11/17/97	PORTLAND
43*	L.A. LAKERS	91-134	4/28/84	LOS ANGELES
42	PHILADELPHIA	74-116	3/17/17	PHILADELPHIA
41	GOLDEN STATE	93-134	4/2/93	DALLAS
41	SAN ANTONIO	99-140	11/1/91	SAN ANTONIO
38	CLEVELAND	90-128	11/25/16	CLEVELAND
38	SAN ANTONIO	91-129	12/23/12	SAN ANTONIO
37	HOUSTON	87-124	11/17/01	HOUSTON
36	DENVER	91-127	2/9/10	DENVER
36	ATLANTA	79-109	12/17/96	DALLAS
35	SAN ANTONIO	84-119	3/9/93	SAN ANTONIO
35	CHICAGO	88-123	1/26/93	DALLAS
35	UTAH	78-113	1/4/91	UTAH
35	GOLDEN STATE	92-127	2/24/89	DALLAS
35	SEATTLE	95-130	1/12/89	SEATTLE
35	DENVER	98-133	10/15/80	DENVER

* PLAYOFFS

LARGEST HOME WINS

MARGIN	OPPONENT	SCORE	DATE
53	PHILADELPHIA	123-70	11/13/14
49	L.A. LAKERS	122-73	1/22/17
44	SAN ANTONIO	126-82	1/27/89
40*	HOUSTON	116-76	5/7/05
40	SACRAMENTO	111-71	11/12/88
39	SACRAMENTO	99-60	1/14/12
39	DETROIT	114-75	11/9/02
38	UTAH	126-88	1/22/83
37	DETROIT	119-82	11/19/05
37	VANCOUVER	120-83	1/25/01
36	SAN ANTONIO	104-68	4/7/05
35	HOUSTON	131-96	1/19/86
34	MEMPHIS	114-80	3/10/18
34	L.A. LAKERS	140-106	11/21/14
34	DENVER	132-98	4/18/96
34	WASHINGTON	127-93	2/25/89
33	NEW JERSEY	110-77	1/14/06
32	MILWAUKEE	111-79	11/18/17
32	ORLANDO	112-80	2/11/17
32	L.A. CLIPPERS	118-86	11/4/86
31	CLEVELAND	117-86	3/26/05
31	SAN ANTONIO	127-96	4/22/88
31	UTAH	124-93	2/9/88
31	L.A. CLIPPERS	138-107	2/14/87

* PLAYOFFS



FOUR-POINT PLAYS

MARK AGUIRRE, AT DENVER, 11/25/81
 MARK AGUIRRE, AT DENVER, 11/25/81
 MARK AGUIRRE, AT ATLANTA, 12/27/83
 MARK AGUIRRE, VS. MILWAUKEE, 2/24/84
 ROLANDO BLACKMAN, AT DENVER, 1/31/85
 BRAD DAVIS, VS. HOUSTON, 3/14/87
 BRAD DAVIS, VS. MIAMI, 11/8/88
 DEREK HARPER, AT CLEVELAND, 2/13/91
 RODNEY MCCRAY, AT SEATTLE, 12/7/91
 TONY DUMAS, VS. HOUSTON, 12/30/95
 ERICK STRICKLAND, AT SACRAMENTO, 3/16/97
 DIRK NOWITZKI, AT L.A. LAKERS, 12/27/99
 DIRK NOWITZKI, AT WASHINGTON, 1/19/00
 DIRK NOWITZKI, AT UTAH, 4/24/01*
 DIRK NOWITZKI, VS. UTAH, 4/7/01
 DIRK NOWITZKI, VS. BOSTON, 2/22/01
 DIRK NOWITZKI, AT SACRAMENTO, 12/2/01
 DIRK NOWITZKI, AT NEW YORK, 1/3/02
 DIRK NOWITZKI, AT TORONTO, 11/6/02
 MICHAEL FINLEY, VS. INDIANA, 12/17/02
 NICK VAN EXEL, VS. DENVER, 2/1/03
 STEVE NASH, AT MILWAUKEE, 2/12/03
 DIRK NOWITZKI, AT SEATTLE, 3/13/03
 DIRK NOWITZKI, VS. SACRAMENTO, 5/8/03*

DIRK NOWITZKI, VS. DETROIT, 2/7/04
 DIRK NOWITZKI, VS. INDIANA, 1/8/05
 DIRK NOWITZKI, VS. CHICAGO, 2/8/05
 JASON TERRY, VS. ORLANDO, 12/16/05
 DIRK NOWITZKI, VS. MINNESOTA, 12/18/05
 DIRK NOWITZKI, AT HOUSTON, 1/18/06
 DARRELL ARMSTRONG, AT GOLDEN STATE, 4/12/06
 JERRY STACKHOUSE, VS. MIAMI, 6/11/06*
 JOSH HOWARD, VS. MIAMI, 6/11/06*
 JASON TERRY, VS. L.A. CLIPPERS, 12/22/06
 JOSH HOWARD, VS. CHARLOTTE, 12/26/06
 JOSH HOWARD, AT NEW ORLEANS, 3/27/07
 JOSH HOWARD, VS. WASHINGTON, 11/26/07
 JERRY STACKHOUSE, VS. NEW JERSEY, 3/8/08
 DIRK NOWITZKI, AT SEATTLE, 4/15/08
 JOSH HOWARD, VS. PHOENIX, 4/5/09
 JASON TERRY, VS. BOSTON, 11/8/10
 DIRK NOWITZKI, AT OKLAHOMA CITY, 11/24/10
 DESHAWN STEVENSON, AT NEW JERSEY, 1/22/11
 JASON TERRY, AT BOSTON, 1/11/12
 DIRK NOWITZKI, AT NEW YORK, 2/19/12
 DEREK FISHER, AT MINNESOTA 12/15/12
 JAE CROWDER, AT OKLAHOMA CITY 12/27/12
 DIRK NOWITZKI, VS. MILWAUKEE 2/26/13

DIRK NOWITZKI, VS. MEMPHIS 4/15/13
 DIRK NOWITZKI, AT CHICAGO 12/28/13
 JAE CROWDER, AT CHICAGO 12/28/13
 DIRK NOWITZKI, VS. NEW ORLEANS 1/11/14
 VINCE CARTER, VS. MIAMI 2/18/14
 CHANDLER PARSONS, AT CHARLOTTE 11/17/14
 DIRK NOWITZKI, AT MEMPHIS 1/19/15
 DEVIN HARRIS, VS. CHICAGO 1/23/15
 DIRK NOWITZKI, AT HOUSTON 4/18/15*
 CHANDLER PARSONS, VS. PHOENIX 12/14/15
 DIRK NOWITZKI, VS. BOSTON 1/18/16
 DERON WILLIAMS, AT ORLANDO 2/16/16
 DERON WILLIAMS, VS. PORTLAND (OT) 3/20/16
 SETH CURRY, VS. HOUSTON 10/28/16
 DERON WILLIAMS, VS. SACRAMENTO 12/7/16
 DEVIN HARRIS, VS. SACRAMENTO 12/18/16
 SETH CURRY, VS. BROOKLYN 3/10/17
 WESLEY MATTHEWS, VS. DENVER 12/4/17
 YOGI FERRELL, AT SAN ANTONIO 12/16/17
 DIRK NOWITZKI, VS. WASHINGTON 1/22/18
 YOGI FERRELL, AT HOUSTON 2/11/18

* PLAYOFFS

SCORING MONTHS

PLAYER	MONTH/YEAR	G	PTS.	AVG.
MARK AGUIRRE	DEC. 1983	15	485	32.3
MARK AGUIRRE	JAN. 1984	14	427	30.5
DIRK NOWITZKI	APR. 2009	8	242	30.3
DIRK NOWITZKI	APR. 2003	9	271	30.1
DIRK NOWITZKI	MAR. 2006	17	510	30.0
JIM JACKSON	NOV. 1994	11	328	29.8
MARK AGUIRRE	FEB. 1984	16	465	29.1
MARK AGUIRRE	NOV. 1983	13	375	28.8

POINTS-PER-MINUTES GAMES

PLAYER	POINTS	MINS	DIFF	OPPONENT	DATE
MARK AGUIRRE	36	23	13	@ DENVER	1/29/87
DIRK NOWITZKI	40	29	11	VS. UTAH	3/13/12
RODRIGUE BEAUBOIS	40	30	10	@ GOLDEN STATE	3/27/10
AUSTIN CROSHERE	34	24	10	VS. SEATTLE	1/30/07
DIRK NOWITZKI	51	41	10	VS. GOLDEN STATE	3/23/06
MARK AGUIRRE	43	33	10	@ NEW JERSEY	3/24/87
MARK AGUIRRE	49	39	10	VS. PHILADELPHIA	1/28/85
MARK AGUIRRE	45	36	9	VS. WASHINGTON	2/22/85

YOUNGEST MAVERICKS

PLAYER	BORN	FIRST APPEARED	AGE
BRUNO SUNDOV	2/10/80	4/21/99	19 YEARS, 2 MONTHS, 11 DAYS
DENNIS SMITH JR.	11/25/97	10/18/17	19 YEARS, 10 MONTHS, 23 DAYS
PAVEL PODKOLZIN	1/15/85	3/19/05	20 YEARS, 2 MONTHS, 4 DAYS
DONNELL HARVEY	8/26/80	12/8/00	20 YEARS, 3 MONTHS, 11 DAYS
DIRK NOWITZKI	6/19/78	2/5/99	20 YEARS, 7 MONTHS, 17 DAYS
SAMAKI WALKER	2/25/76	11/12/96	20 YEARS, 8 MONTHS, 15 DAYS
JAMAL MASHBURN	11/29/72	11/5/93	20 YEARS, 11 MONTHS, 6 DAYS
SHANE LARKIN	10/2/92	11/18/13	21 YEARS, 1 MONTH, 16 DAYS
RICKY LEDO	9/10/92	1/8/14	21 YEARS, 3 MONTHS, 29 DAYS
JARED CUNNINGHAM	5/22/91	10/31/12	21 YEARS, 5 MONTHS, 9 DAYS
JASON KIDD	3/23/73	11/5/95	21 YEARS, 7 MONTHS, 13 DAYS
RODRIGUE BEAUBOIS	2/24/88	10/30/09	21 YEARS, 8 MONTHS, 6 DAYS
DEVIN HARRIS	2/27/83	11/2/04	21 YEARS, 8 MONTHS, 6 DAYS
MARK AGUIRRE	12/10/59	10/30/81	21 YEARS, 10 MONTHS, 20 DAYS
ROY TARPLEY	11/22/64	10/31/86	21 YEARS, 11 MONTHS, 9 DAYS

OLDEST MAVERICKS

PLAYER	BORN	LAST APPEARED	AGE
KEVIN WILLIS	9/6/62	4/18/07	44 YEARS, 7 MONTHS, 12 DAYS
DIRK NOWITZKI	6/19/78	4/3/18	39 YEARS, 9 MONTHS, 15 DAYS
JASON KIDD	3/23/73	5/5/12	39 YEARS, 1 MONTH, 13 DAYS
DENNIS RODMAN	5/13/61	3/7/00	38 YEARS, 9 MONTHS, 25 DAYS
JOHNNY NEWMAN	11/28/63	5/9/02	38 YEARS, 5 MONTHS, 11 DAYS
AVERY JOHNSON	3/25/65	4/16/03	38 YEARS, 22 DAYS
DARRELL ARMSTRONG	6/22/68	6/15/06	37 YEARS, 11 MONTHS, 24 DAYS
MIKE JAMES	6/23/75	4/17/13	37 YEARS, 10 MONTHS, 24 DAYS
ALEX ENGLISH	1/5/54	4/21/91	37 YEARS, 3 MONTHS, 16 DAYS
VINCE CARTER	1/26/77	5/4/14	37 YEARS, 3 MONTHS, 8 DAYS
JOHN WILLIAMS	8/9/62	5/3/99	36 YEARS, 8 MONTHS, 25 DAYS
EDDIE JONES	10/20/71	4/27/08	36 YEARS, 6 MONTHS, 7 DAYS
SCOTT WILLIAMS	3/21/68	4/26/04	36 YEARS, 1 MONTH, 5 DAYS
BRAD DAVIS	12/17/55	1/14/92	36 YEARS, 28 DAYS



SEASON-OPENING GAMES (21-17)

DATE	SCORE	SITE	ATTEND.
10/11/80	DALLAS 103, SAN ANTONIO 92	REUNION ARENA	10,373
10/30/81	UTAH 105, DALLAS 89	SALT PALACE	6,709
10/29/82	DALLAS 125, DENVER 117	MCNICHOLS ARENA	12,099
10/29/83	DALLAS 120, PHOENIX 103	REUNION ARENA	11,019
10/27/84	HOUSTON 121, DALLAS 111	REUNION ARENA	17,007
10/26/85	DALLAS 101, SEATTLE 95	REUNION ARENA	17,007
10/31/86	DALLAS 103, UTAH 77	REUNION ARENA	16,692
11/6/87	DALLAS 95, UTAH 93	REUNION ARENA	17,007
11/4/88	L.A. LAKERS 116, DALLAS 113	REUNION ARENA	17,007
11/3/89	L.A. LAKERS 102, DALLAS 94	REUNION ARENA	17,007
11/2/90	MINNESOTA 98, DALLAS 85	TARGET CENTER	19,006
11/1/91	SAN ANTONIO 140, DALLAS 99	HEMISFAIR ARENA	16,057
11/7/92	UTAH 122, DALLAS 106	REUNION ARENA	12,514
11/5/93	UTAH 106, DALLAS 86	DELTA CENTER	19,911
11/5/94	DALLAS 112, NEW JERSEY 103	REUNION ARENA	17,502
11/3/95	DALLAS 103, SAN ANTONIO 97	ALAMODOME	28,821
11/1/96	DALLAS 92, DENVER 91	MCNICHOLS ARENA	16,104
10/31/97	DALLAS 90, VANCOUVER 88	GM PLACE	17,021
2/5/99	SEATTLE 92, DALLAS 86 (OT)	KEYARENA	17,072
11/2/99	DALLAS 108, GOLDEN STATE 96	REUNION ARENA	12,848
10/31/00	DALLAS 97, MILWAUKEE 93	REUNION ARENA	16,600
10/30/01	DALLAS 94, DETROIT 87	AMERICAN AIRLINES CENTER	19,200
10/30/02	DALLAS 119, MEMPHIS 108	THE PYRAMID	16,638
10/28/03	L.A. LAKERS 109, DALLAS 93	STAPLES CENTER	18,997
11/2/04	DALLAS 107, SACRAMENTO 98	AMERICAN AIRLINES CENTER	20,041
11/1/05	DALLAS 111, PHOENIX 108 (2OT)	AMERICA WEST ARENA	17,961
11/2/06	SAN ANTONIO 97, DALLAS 91	AMERICAN AIRLINES CENTER	20,416
10/31/07	DALLAS 92, CLEVELAND 74	QUICKEN LOANS ARENA	20,562
10/30/08	HOUSTON 112, DALLAS 102	AMERICAN AIRLINES CENTER	20,066
10/27/09	WASHINGTON 102, DALLAS 91	AMERICAN AIRLINES CENTER	19,871
10/27/10	DALLAS 101, CHARLOTTE 86	AMERICAN AIRLINES CENTER	19,440
12/25/11	MIAMI 105, DALLAS 94	AMERICAN AIRLINES CENTER	20,421
10/30/12	DALLAS 99, L.A. LAKERS 91	STAPLES CENTER	18,997
10/30/13	DALLAS 118, ATLANTA 109	AMERICAN AIRLINES CENTER	19,834
10/28/14	SAN ANTONIO 101, DALLAS 100	AT&T CENTER	19,615
10/28/15	DALLAS 111, PHOENIX 95	TALKING STICK RESORT ARENA	18,055
10/26/16	INDIANA 130, DALLAS 121 (OT)	BANKERS LIFE FIELDHOUSE	17,923
10/18/17	ATLANTA 117, DALLAS 111	AMERICAN AIRLINES CENTER	19,709

HOME OPENER GAMES (22-16)

DATE	SCORE	SITE	ATTEND.
10/11/80	DALLAS 103, SAN ANTONIO 92	REUNION ARENA	10,373
10/31/81	DALLAS 95, KANSAS CITY 89	REUNION ARENA	7,865
10/30/82	UTAH 128, DALLAS 123	REUNION ARENA	9,203
10/29/83	DALLAS 120, PHOENIX 103	REUNION ARENA	11,019
10/27/84	HOUSTON 121, DALLAS 111	REUNION ARENA	17,007
10/26/85	DALLAS 101, SEATTLE 95	REUNION ARENA	17,007
10/31/86	DALLAS 103, UTAH 77	REUNION ARENA	16,692
11/6/87	DALLAS 95, UTAH 93	REUNION ARENA	17,007
11/4/88	L.A. LAKERS 116, DALLAS 113	REUNION ARENA	17,007
11/3/89	L.A. LAKERS 102, DALLAS 94	REUNION ARENA	17,007
11/3/90	DALLAS 140, DENVER 110	REUNION ARENA	17,007
11/2/91	L.A. LAKERS 114, DALLAS 113 (OT)	REUNION ARENA	17,502
11/7/92	UTAH 122, DALLAS 106	REUNION ARENA	12,514
11/6/93	GOLDEN STATE 93, DALLAS 89	REUNION ARENA	13,195
11/5/94	DALLAS 112, NEW JERSEY 103	REUNION ARENA	17,502
11/4/95	DALLAS 99, GOLDEN STATE 84	REUNION ARENA	17,502
11/2/96	SACRAMENTO 107, DALLAS 94	REUNION ARENA	18,042
11/4/97	DALLAS 92, VANCOUVER 87	REUNION ARENA	14,285
2/9/99	UTAH 90, DALLAS 70	REUNION ARENA	17,070
11/2/99	DALLAS 108, GOLDEN STATE 96	REUNION ARENA	12,848
10/31/00	DALLAS 97, MILWAUKEE 93	REUNION ARENA	16,600
10/30/01	DALLAS 94, DETROIT 87	AMERICAN AIRLINES CENTER	19,200
11/2/02	DALLAS 97, PHOENIX 83	AMERICAN AIRLINES CENTER	19,783
11/1/03	DALLAS 127, UTAH 102	AMERICAN AIRLINES CENTER	19,923
11/2/04	DALLAS 107, SACRAMENTO 98	AMERICAN AIRLINES CENTER	20,041
11/5/05	DALLAS 103, SAN ANTONIO 84	AMERICAN AIRLINES CENTER	20,468
11/2/06	SAN ANTONIO 97, DALLAS 91	AMERICAN AIRLINES CENTER	20,416
11/3/07	DALLAS 123, SACRAMENTO 102	AMERICAN AIRLINES CENTER	20,343
10/30/08	HOUSTON 112, DALLAS 102	AMERICAN AIRLINES CENTER	20,066
10/27/09	WASHINGTON 102, DALLAS 91	AMERICAN AIRLINES CENTER	19,871
10/27/10	DALLAS 101, CHARLOTTE 86	AMERICAN AIRLINES CENTER	19,440
12/25/11	MIAMI 105, DALLAS 94	AMERICAN AIRLINES CENTER	20,421
11/3/12	DALLAS 126, CHARLOTTE 99	AMERICAN AIRLINES CENTER	19,490
10/30/13	DALLAS 118, ATLANTA 109	AMERICAN AIRLINES CENTER	19,834
10/30/14	DALLAS 120, UTAH 102	AMERICAN AIRLINES CENTER	19,697
11/3/15	TORONTO 102, DALLAS 91	AMERICAN AIRLINES CENTER	20,034
10/28/16	HOUSTON 106, DALLAS 98	AMERICAN AIRLINES CENTER	20,163
10/18/17	ATLANTA 117, DALLAS 111	AMERICAN AIRLINES CENTER	19,709



[CONTENT](#)

[THE ORGANIZATION](#)

[PLAYERS](#)

[THE NBA](#)

[HISTORY](#)

[RECORDS](#)

[PLAYOFFS](#)

[MEDIA](#)

[REVIEW](#)

RECORDS

INDIVIDUAL RECORDS

TEAM HIGHS

TEAM LOWS

MISCELLANEOUS RECORDS

ROOKIE LEADERS

OPPONENT PLAYER HIGHS

OPPONENT HIGHS/LOWS

AMERICAN AIRLINES CENTER





INDIVIDUAL RECORDS

POINTS

Career	31,187	Dirk Nowitzki 1998-99 through 2017-18
Season	2,330	Mark Aguirre (29.5) 1983-84
Game	53	Dirk Nowitzki vs. Houston (OT) 12/2/04
	51	Dirk Nowitzki vs. Golden State 3/23/06
Half	34	Dirk Nowitzki vs. Utah (2nd) 11/3/09
Period	29	Dirk Nowitzki vs. Utah (4th) 11/3/09
Overtime	14	Dirk Nowitzki vs. Chicago (1st) 2/7/09

FIELD GOALS

Career	11,034	Dirk Nowitzki (11,034-23,358) 1998-99 through 2017-18
Season	925	Mark Aguirre (925-1,765) 1983-84
Game	21	Mark Aguirre vs. Denver (21-33) 3/24/84
Half	14	Mark Aguirre vs. Denver (1st) (14-20) 3/24/84
Period	11	Mark Aguirre vs. Denver (1st) (11-14) 3/24/84
Overtime	5	O.J. Mayo vs. Golden State (1st) (5-8) 11/19/12
	5	Dirk Nowitzki vs. Chicago (1st) (5-7) 2/7/09

CONSECUTIVE FIELD GOALS

14	Erick Dampier: (6-6) vs. Atlanta 12/29/07; (5-5) vs. Golden State 1/2/08; (3-3) vs. Detroit 1/9/08
13	James Donaldson: Last 2 vs. Houston (4/15/87); (5-5) at Houston (4/17/87); first 6 at Dallas 4/18/87 Jay Vincent at New York 2/16/82

FIELD GOAL ATTEMPTS

Career	23,358	Dirk Nowitzki (11,034-23,358) 1998-99 through 2017-18
Season	1,765	Mark Aguirre (925-1,765) 1983-84
Game	40	Mark Aguirre vs. Golden State (18-40) 11/14/81
Half	22	Michael Finley at Detroit (1st) (10-22) 11/27/02
	22	Mark Aguirre vs. Golden State (1st) (11-22) 11/14/81
Period	15	Mark Aguirre vs. Boston (2nd) (7-15) 11/27/84
Overtime	8	O.J. Mayo vs. Golden State (1st) (5-8) 11/19/12

FIELD GOAL PERCENTAGE

Career	.660	Tyson Chandler (559-847) 2010-11 and 2014-15
Season	.677	Brandan Wright (341-708) 2013-14
Game	1.000	Several times. Most made without a miss: 10 Brandan Wright at L.A. Lakers 4/4/14
Half	1.000	Several times. Most made without a miss: 9 Steve Nash at Toronto (1st) 1/5/01 9 Geoff Huston at Denver (1st) 12/10/80
Period	1.000	Several times. Most made without a miss: 9 Jay Vincent vs. Boston (3rd) 3/2/82 9 Jay Vincent at New York (3rd) 2/16/82
Overtime	1.000	Several times. Most made without a miss: 4 Raymond Felton vs. Denver (1st) 2/26/16 4 Steve Nash at Sacramento (1st) 3/16/03 4 George McCloud vs. Seattle (1st) 12/12/95

3-POINT FIELD GOALS

Career	1,918	Dirk Nowitzki (1,918-5,005) 1998-99 through 2017-18
Season	257	George McCloud (257-678) 1995-96
Game	10	Wesley Matthews at Washington (10-17) 12/6/15
	10	George McCloud vs. Phoenix (10-12) (OT) 12/16/95
Half	8	Wesley Matthews at Washington (2nd) (8-11) 12/6/15
Period	6	Dennis Scott vs. Golden State (2nd) (6-9) 11/20/97
	6	George McCloud at Vancouver (3rd) (6-7) 3/1/96
	6	George McCloud vs. Phoenix (3rd) (6-6) 12/16/95
Overtime	4	George McCloud vs. Seattle (1st) (4-4) 12/12/95

CONSECUTIVE GAMES WITH 3-PT FG

47	Jason Terry from 12/10/05 to 3/28/06
----	--------------------------------------

CONSECUTIVE 3-POINT FIELD GOALS

10	Brad Davis from 1/23/88 to 2/3/88
10	Michael Finley (8-8) vs. Cleveland 3/26/05 and (1st 2) at Detroit 3/28/05

3-POINT FIELD GOAL ATTEMPTS

Career	5,005	Dirk Nowitzki (1,918-5,005) 1998-99 through 2017-18
Season	#678	George McCloud (257-678) 1995-96
Game	20	George McCloud vs. New Jersey (7-20) 3/5/96
Half	13	Wesley Matthews at Houston (2nd) (3-13) 10/30/16
Period	10	George McCloud vs. San Antonio (4th) (4-10) 3/29/96
Overtime	4	Jason Terry at New Orleans (1st) (2-4) 11/4/09
	4	George McCloud vs. Seattle (1st) (4-4) 12/12/95

3-POINT FIELD GOAL PERCENTAGE

Career	.494	Doug McDermott (39-79) 2017-18
Season	.494	Doug McDermott (39-79) 2017-18
Game	1.000	Several times. Most made without a miss:
	8	Michael Finley vs. Cleveland 3/26/05

FREE THROWS

Career	7,201	Dirk Nowitzki (7,201-8,189) 1998-99 through 2017-18
Season	615	Dirk Nowitzki (615-708) 2004-05
Game	22	Rolando Blackman at New Jersey (22-23) 2/17/86
Half	15	Dirk Nowitzki vs. Utah (2nd) (15-16) 11/3/09
Period	14	Dirk Nowitzki vs. Utah (4th) (14-14) 11/3/09
Overtime	6	Michael Finley at Vancouver (1st) (6-6) 2/6/00

CONSECUTIVE FREE THROWS MADE

82	Dirk Nowitzki 3/29/10 through 10/29/10
74	Dirk Nowitzki 3/4/11 through 3/27/11
60	Dirk Nowitzki 12/23/05 through 1/6/06
49	Dirk Nowitzki 12/30/08 through 1/14/09
49	Steve Nash 12/2/02 through 12/20/02

FREE THROW ATTEMPTS

Career	8,189	Dirk Nowitzki (7,201-8,189) 1998-99 through 2017-18
Season	708	Dirk Nowitzki (615-708) 2004-05
Game	23	Rolando Blackman at New Jersey (22-23) 2/17/86
Half	16	Dirk Nowitzki vs. Utah (2nd) (15-16) 11/3/09
Period	14	Dirk Nowitzki vs. Utah (4th) (14-14) 11/3/09
Overtime	7	Jason Terry at Phoenix (1st) (4-7) 11/1/05

FREE THROW PERCENTAGE

Career	.898	Steve Nash (1,142-1,272) 1998-99 through 2003-04
Season	.916	Steve Nash (230-251) 2003-04
Game	1.000	Several times. Most made without a miss: 17 Dirk Nowitzki at Portland 4/9/10
Half	1.000	Several times. Most made without a miss: 14 Josh Howard vs. L.A. Clippers (2nd) 3/25/08
	14	Jay Vincent vs. San Antonio (1st) 3/19/85
Period	1.000	Several times. Most made without a miss: 14 Dirk Nowitzki vs. Utah (4th) 11/3/09
Overtime	1.000	Several times. Most made without a miss: 6 Michael Finley at Vancouver (1st) 2/6/00

REBOUNDS

Career	11,331	Dirk Nowitzki 1998-99 through 2017-18
Season	973	James Donaldson (11.9) 1986-87
Game	28	Popeye Jones vs. Indiana 1/9/96
Half	17	Dirk Nowitzki vs. Phoenix (2nd) 3/5/02
	17	Popeye Jones vs. L.A. Clippers (2nd) 4/6/96
Period	14	Tyson Chandler vs. Minnesota (3rd) 12/1/10
Overtime	5	Shawn Marion vs. Portland (2nd) 2/11/12
	5	Kurt Nimphius at Kansas City (1st) 1/10/85

OFFENSIVE REBOUNDS

Career	1,463	Dirk Nowitzki 1998-99 through 2017-18
Season	360	Roy Tarpley 1987-88
Game	12	Erick Dampier vs. L.A. Lakers 11/11/08
	12	Jim Jackson vs. Vancouver (2OT) 12/28/96
	12	Lorenzo Williams vs. Golden State 4/10/95
	12	Popeye Jones vs. Denver 11/8/94
	12	Popeye Jones at L.A. Lakers 3/10/94
	12	Popeye Jones vs. New Jersey 11/9/93
	12	Roy Tarpley vs. Milwaukee 4/1/90
Half	9	Roy Tarpley vs. Indiana 1/13/88
	9	James Donaldson vs. Phoenix (1st) 12/11/87
Period	8	Kurt Nimphius vs. Utah (2nd) 1/22/83
Overtime	3	Tyson Chandler at Brooklyn (1st) 1/5/15
	3	Erick Dampier vs. Phoenix (2nd) 3/14/07
	3	Shawn Bradley vs. Cleveland (1st) 1/27/98
	3	Popeye Jones vs. Denver (1st) 11/24/95
	3	Sam Perkins vs. Denver (1st) 12/30/89

DEFENSIVE REBOUNDS

Career	9,868	Dirk Nowitzki 1998-99 through 2017-18
Season	710	Dirk Nowitzki 2002-03
Game	22	James Donaldson vs. Portland (3OT) 12/29/89
	21	Dirk Nowitzki vs. Sacramento 2/23/02
Half	16	Dirk Nowitzki vs. Phoenix (2nd) 3/5/02
Period	10	Tyson Chandler vs. Minnesota (3rd) 12/1/10
	10	Dirk Nowitzki vs. Phoenix (4th) 3/5/02
	10	Popeye Jones vs. L.A. Clippers (3rd) 4/6/96
Overtime	4	Shawn Marion vs. Portland (2nd) 2/11/12
	4	Jason Kidd vs. Atlanta (1st) 2/26/10
	4	James Donaldson vs. Utah (1st) 11/23/91
	4	Kurt Nimphius at Kansas City (1st) 1/10/85

ASSISTS

Career	5,111	Derek Harper 1983-84 through 1993-94 and 1996-97
Season	783	Jason Kidd (9.7) 1995-96
Game	25	Jason Kidd vs. Utah (2OT) 2/8/96
	20	Jason Kidd vs. Phoenix 4/5/09
Half	16	Jason Kidd vs. Phoenix (1st) 4/5/09
Period	10	Brad Davis vs. San Antonio (2nd) 3/18/86
Overtime	5	Jason Kidd vs. Seattle (1st) 12/12/95

**BLOCKED SHOTS**

Career	1,263	Dirk Nowitzki 1998-99 through 2017-18
Season	228	Shawn Bradley 2000-01
Game	13	Shawn Bradley vs. Portland 4/7/98
Half	8	Shawn Bradley vs. L.A. Lakers (2nd) 3/4/97
Period	6	Shawn Bradley vs. L.A. Lakers (3rd) 3/4/97
Overtime	2	Dirk Nowitzki vs. Toronto (1st) 2/25/06
	2	Dirk Nowitzki at Denver (1st) 1/6/06
	2	Oliver Miller at Orlando (1st) 12/2/96
	2	Sam Perkins at Houston (1st) 11/15/88

STEALS

Career	1,557	Derek Harper 1983-84 through 1993-94 and 1996-97
Season	187	Derek Harper 1989-90
Game	10	Michael Finley vs. Philadelphia 1/23/01
Half	#8	Michael Finley vs. Philadelphia (1st) 1/23/01
Period	5	Several times. Most recently: Michael Finley vs. Philadelphia (1st) 1/23/01
Overtime	3	Monta Ellis vs. New York (1st) 11/26/14

FOULS

Career	3525	Dirk Nowitzki 1998-99 through 2017-18
Season	313	Roy Tarpley 1987-88
Game	6	Several times
Half	6	Several times. Most recently: Dirk Nowitzki at Atlanta (2nd) 12/22/04
Period	6	Antawn Jamison at L.A. Lakers (4th) 12/12/03
	6	Scott Lloyd at Denver (4th) 1/15/82
Overtime	3	Several times. Most recently: Jose Barea vs. Atlanta (1st) 2/26/10

DISQUALIFICATIONS

Career	37	Shawn Bradley 1996-97 through 2004-05
Season	12	Doug Smith 1992-93

TURNOVERS

Career	2,476	Dirk Nowitzki 1998-99 through 2017-18
Season	334	Jim Jackson 1993-94
Game	10	Jim Jackson at Phoenix 3/25/94
	10	Mark Aguirre vs. Philadelphia (2OT) 2/15/84
	10	Mark Aguirre vs. Milwaukee 3/4/83
Half	7	Antoine Walker vs. Toronto (1st) 11/6/03
	7	Jason Kidd vs. L.A. Clippers (2nd) 1/30/96
	7	Jim Jackson at Phoenix (2nd) 3/25/94
Period	6	Jason Kidd vs. L.A. Clippers (4th) 1/30/96
	6	Jason Kidd at Sacramento (3rd) 1/23/96
Overtime	3	Jason Terry vs. Phoenix (2nd) 3/14/07
	3	Sean Rooks at L.A. Lakers (1st) 2/8/93

MINUTES

Career	50,573	Dirk Nowitzki 1998-99 through 2017-18
Season	3,464	Michael Finley 1999-2000
Game (REG)	48	Marquis Daniels, Twice. Most recently: at Houston 4/14/04
	48	Michael Finley, 37 times. Most recently: vs. New York 2/10/04
	48	Dirk Nowitzki, 7 times. Most recently: at Phoenix 1/17/03
	48	11 other players who are no longer with Dallas, 16 times
Game (OT)	53	Michael Finley at New York 1/12/04
	53	Michael Finley at Milwaukee 3/26/02
	53	Dennis Scott at Milwaukee 12/30/97
Game (2OT)	57	Dirk Nowitzki vs. Phoenix 3/14/07
	57	Michael Finley at Indiana 2/5/02
	57	Michael Finley at New York 2/7/01
	57	Michael Finley at Indiana 2/13/98
Game (3OT)	58	James Donaldson vs. Portland 12/29/89

TEAM HIGHS

POINTS

Season	9,567	(116.7 ppg) 1986-87
Game (OT)	156	at Houston (147) (2OT) 4/11/95
Game	149	at Golden State (104) 1/15/85
	149	vs. Denver (139) 1/14/83
1st Half	85	vs. Denver (75) 1/14/83
2nd Half	87	at Golden State (59) 1/15/85
1st Period	46	vs. Seattle (24) 3/22/92
	46	vs. Seattle (36) 3/11/87
2nd Period	49	at New Jersey (22) 12/2/09
3rd Period	46	vs. San Antonio (32) 2/26/04
4th Period	51	at Golden State (28) 1/15/85
Overtime	23	at Houston (23) (1st) 4/11/95
	23	at L.A. Lakers (8) (1st) 12/12/90

FIELD GOALS

Season	3,674	1982-83
Game	65	vs. Denver (65-102) 1/14/83
Half	37	vs. Denver (1st) (37-52) 1/14/83
Period	21	at Golden State (4th) (21-29) 1/15/85
Overtime	7	vs. Chicago (1st) (7-9) 2/7/09
	7	vs. Seattle (1st) (7-9) 12/12/95
	7	at L.A. Lakers (1st) (7-8) 12/12/90

FIELD GOAL ATTEMPTS

Season	7,550	1982-83
Game (OT)	128	at Houston (55-128) (2OT) 4/11/95
Game	114	at Charlotte (44-114) 11/17/92
	114	vs. San Antonio (50-114) 4/16/83
	114	vs. Denver (47-114) 4/8/83
Half	60	at Minnesota (25-60) (1st) 3/3/04
	60	vs. Denver (1st) (27-60) 4/8/83
Period	34	at Charlotte (16-34) (4th) 11/17/92
Overtime	17	vs. L.A. Lakers (1st) (6-17) 11/2/91

FIELD GOAL PERCENTAGE

Season	.501	(3,631-7,254) 1985-86
Game	.677	at San Diego (44-65) 3/24/83
Half	.806	at New Jersey (1st) (29-36) 12/2/09
Period	.941	at Utah (1st) (16-17) 4/8/14
Overtime	1.000	vs. New York(1st) (5-5) 3/22/91

3-POINT FIELD GOALS

Season	967	(967-2,688) 2017-18
Game	22	at New Orleans (22-39) 12/29/17
Half	13	at New Orleans (1st) (13-18) 12/29/17
	13	vs. Denver (2nd) (13-27) 3/6/16
Period	9	at New Orleans (2nd) (9-12) 12/29/17
	9	at Orlando (2nd) (9-14) 2/19/16
	9	at Vancouver (3rd) (9-20) 3/1/96
Overtime	5	vs. Seattle (1st) (5-6) 12/12/95

3-POINT FIELD GOAL ATTEMPTS

Season	2,688	(967-2,688) 2017-18
Game	49	vs. New Jersey (18-49) 3/5/96
Half	27	vs. Denver (2nd) (13-27) 3/6/16
	27	at Vancouver (2nd) (11-27) 3/1/96
Period	20	at Vancouver (3rd) (9-20) 3/1/96
Overtime	10	at Houston (2nd) (4-10) 4/11/95

3-POINT FIELD GOAL PERCENTAGE

Season	.391	(519-1,326) 1999-2000
Game	1.000	Several times. Most made without a miss: 3 at Houston 2/19/85

FREE THROWS

Season	2,148	(2,148-2,717) 1986-87
Game	51	at Seattle (51-58) 11/6/86
	51	at New Jersey (51-58) 2/17/86
Half	32	at Milwaukee (2nd) (32-38) 1/16/87
Period	23	at Seattle (3rd) (23-26) 11/6/86
Overtime	12	vs. Minnesota (1st) (12-13) 2/8/94

**FREE THROW ATTEMPTS**

Season	2,717	(2,148-2,717) 1986-87
Game	58	at Seattle (51-58) 11/6/86
	58	at New Jersey (51-58) 2/17/86
Half	38	at Milwaukee (2nd) (32-38) 1/16/87
Period	30	vs. Toronto (4th) (18-30) 2/25/96
Overtime	13	vs. Minnesota (1st) (12-13) 2/8/94

FREE THROW PERCENTAGE

Season	.829	(1486-1793) 2002-03
Game	1.000	Several times. Most made without a miss:
	29	vs. Washington 11/26/07
Half	1.000	Several times. Most made without a miss:
	24	at Cleveland (2nd) 12/22/85
Period	1.000	Several times. Most made without a miss:
	18	at Golden State (4th) 2/23/87
	18	vs. Utah (4th) 11/3/09
Overtime	1.000	Several times. Most made without a miss:
	8	vs. L.A. Clippers (1st) 3/26/13
	8	at Vancouver (1st) 2/6/00
	8	at Seattle (1st) 11/14/89

CONSECUTIVE FREE THROWS MADE

45	Last 8 vs. Chicago 1/27/86 and first 37 vs. San Antonio 1/29/86
----	---

REBOUNDS

Season	3,947	1994-95
Game (2OT)	76	vs. Vancouver (2OT) 12/28/95
Game (OT)	69	vs. Orlando (OT) 1/18/01
Game	66	vs. Indiana 1/9/96
	66	vs. Sacramento 11/12/88
Half	39	at Denver (1st) 4/23/89
Period	28	vs. Utah (2nd) 1/22/83
Overtime	10	vs. Portland (2nd) 2/11/12
	10	at New York (1st) 11/16/08
	10	vs. Golden State (1st) 3/19/98

OFFENSIVE REBOUNDS

Season	1,514	1994-95
Game (2OT)	37	vs. Vancouver 12/28/95
Game	33	vs. Indiana 1/9/96
Half	20	vs. Minnesota (1st) 3/10/03
	20	vs. Denver (2nd) 11/8/94
Period	13	vs. Orlando (4th) 1/18/01
	13	at Orlando (3rd) 11/30/95
	13	vs. L.A. Lakers (4th) 3/2/85
	13	vs. Utah (2nd) 1/22/83
Overtime	7	at Houston (1st) 4/11/95

DEFENSIVE REBOUNDS

Season	2,781	2015-16
Game	49	vs. L.A. Lakers 11/19/02
	49	vs. Sacramento 11/12/88
Half	30	vs. Cleveland (1st) 3/2/95
Period	18	vs. L.A. Lakers (2nd) 11/19/02
Overtime	8	vs. Oklahoma City (1st) 3/25/14
	8	vs. Portland (2nd) 2/11/12
	8	at Houston (1st) 4/11/11
	8	vs. Atlanta (1st) 2/26/10
	8	at New York (1st) 11/16/08
	8	vs. Utah (1st) 11/23/91

ASSISTS

Season	2,227	1982-83
Game	45	vs. Denver 1/14/83
Half	28	vs. Denver (1st) 1/14/83
Period	17	vs. San Antonio (1st) 3/26/88
Overtime	6	vs. Denver (1st) 4/10/15
	6	vs. Seattle (1st) 12/12/95

FOULS

Season	2,302	1992-93
Game	43	vs. Miami 12/8/92
Half	26	at Detroit (2nd) 12/10/82
Period	#19	at Denver (4th) 1/15/82
Overtime	9	at Houston (1st) 4/11/95

DISQUALIFICATIONS

Season	40	1981-82
Game	4	at Utah 10/31/80 (Spanarkel, LaGarde, Allums, Boynes)

STEALS

Season	767	1993-94
Game	20	at Houston 3/7/04
Half	14	vs. Washington (1st) 1/21/94
Period	9	at Golden State (1st) 12/2/00
	9	at Phoenix (2nd) 1/18/94
Overtime	5	vs. New York (1st) 11/26/14

TURNOVERS

Season	1,459	1992-93
Game	32	at Denver 10/15/80
Half	20	at Indiana (1st) 1/21/84
Period	13	vs. Boston (2nd) 2/21/02
Overtime	6	at Milwaukee (1st) 1/16/87

BLOCKED SHOTS

Season	492	2000-01
Game	17	at New Orleans 2/22/13
Half	10	vs. Philadelphia (2nd) 1/29/05
	10	vs. Portland (1st) 4/7/98
	10	at L.A. Clippers (2nd) 4/11/87
Period	8	vs. Philadelphia (2nd) 12/5/96
Overtime	2	Several times. Most recently: vs. Denver (1st) 4/12/13



TEAM LOWS

POINTS

Season	4,581	(91.6 avg.) 1998-99 (50 games)
	6,322	(95.8 avg.) 2011-12 (66 games)
	7,431	(90.6 avg.) 1996-97
Game	62	vs. Milwaukee (83) 11/22/97
1st Half	24	at Indiana (34) 2/13/98
2nd Half	23	at Philadelphia (34) 2/11/08
1st Period	8	at Chicago (21) 4/21/12
2nd Period	10	vs. Memphis (17) 11/18/16
	10	at Portland (20) 2/15/99
	10	at Philadelphia (25) 12/6/95
	10	at Orlando (22) 2/8/95
3rd Period	#2	at L.A. Lakers (27) 4/6/97
4th Period	9	at Golden State (23) 2/7/99
	9	at San Antonio (30) 1/16/91
	9	at Minnesota (16) 12/13/89
Overtime	2	at Seattle (8) (1st) 2/5/99

FIELD GOALS

Season	1,749	(35.0 avg.) (1,749-4,033) 1998-99 (50 games)
	2,398	(36.3 avg.) (2,398-5,412) 2011-12 (66 games)
	2,813	(34.3 avg.) (2,813-6,452) 1996-97
Game	20	at Utah (20-68) 2/26/99
Half	6	at Utah (2nd) (6-33) 3/5/97
Period	0	at L.A. Lakers (3rd) (0-15) 4/6/97
Overtime	0	vs. Sacramento (1st) (0-6) 2/27/03

FIELD GOAL ATTEMPTS

Season	4,033	(80.7 avg.) (1,749-4,033) 1998-99 (50 games)
	5,412	(82.0 avg.) (2,398-5,412) 2011-12 (66 games)
	6,375	(77.7 avg.) (2,948-6,375) 2005-06
Game	60	vs. Memphis (30-60) 4/8/16
Half	25	vs. Minnesota (16-25) (2nd) 4/17/91
	25	vs. Minnesota (14-25) (2nd) 3/30/90
Period	8	vs. Minnesota (5-8) (4th) 4/17/91
Overtime	4	vs. Miami (1st) (1-4) 1/2/13
	4	vs. Vancouver (1st) (1-4) 12/28/95
	4	vs. San Antonio (1st) (2-4) 3/13/84

FIELD GOAL PERCENTAGE

Season	.420	(3,124-7,431) 1995-96
Game	.274	at Detroit (22-81) 11/8/80
Half	.181	at Utah (2nd) (6-33) 3/5/97
Period	.000	at L.A. Lakers (3rd) (0-15) 4/6/97
Overtime	.000	at Sacramento (1st) (0-6) 2/27/03

3-POINT FIELD GOALS

Season	42	(42-184) 1983-84
Game	0	Several times

3-POINT FIELD GOAL ATTEMPTS

Season	165	(46-165) 1980-81
Game	0	Several times

3-POINT FIELD GOAL PERCENTAGE

Season	.228	(42-184) 1983-84
Game	.000	Most attempted without any made: 13 at Toronto 12/14/12

FREE THROWS

Season	881	(17.6 avg.) (881-1,210) 1998-99 (50 games)
	1,029	(15.6 avg.) (1,029-1,334) 2011-12 (66 games)
	1,167	(14.2 avg.) (1,167-1,530) 2017-18
Game	3	vs. Sacramento (3-6) 2/16/11
Half	0	Several times
Period	0	Several times
Overtime	0	Several times

FREE THROW ATTEMPTS

Season	1,210	(24.2 avg.) (881-1,210) 1998-99 (50 games)
	1,334	(20.2 avg.) (1,029-1,334) 2011-12 (66 games)
	1,516	(18.5 avg.) (1,215-1,516) 2016-17
Game	5	at San Antonio (5-5) 11/4/08
	5	vs. Milwaukee (5-5) 11/9/95
Half	0	Several times
Period	0	Several times
Overtime	0	Several times

FREE THROW PERCENTAGE

Season	.705	(1,530-2,171) 1992-93
Game	.313	vs. Utah (5-16) 2/1/92
Half	.000	Several times
Period	.000	Several times
Overtime	.000	Several times

REBOUNDS

Season	2,123	(42.5 avg.) 1998-99 (50 games)
	2,823	(42.8 avg.) 2011-12 (66 games)
	3,163	(38.6 avg.) 2016-17
Game	24	at Cleveland 11/28/09
	24	at Utah 1/28/04
	24	at Vancouver 2/27/01
	24	at Chicago 3/3/93
	24	at San Antonio 11/1/91
Half	7	at L.A. Lakers (2nd) 2/4/86
Period	1	at Portland (3rd) 3/28/03

Overtime	0	vs. Minnesota (1st) 12/15/12
	0	vs. Utah (1st) 2/8/96
	0	vs. Houston (2nd) 4/6/85

OFFENSIVE REBOUNDS

Season	645	(12.9 avg.) 1998-99 (50 games)
	665	(10.1 avg.) 2011-12 (66 games)
	647	(7.9 avg.) 2016-17
Game	2	at Brooklyn 3/19/17
	2	vs. Portland 2/7/17
	2	at Portland 2/3/17
	2	vs. Washington 1/3/17
	2	vs. Portland 11/5/12
	2	at Portland 2/13/02
	2	at Miami 3/7/01
	2	at Houston 3/10/98
Half	0	Several times
Period	0	Several times
Overtime	0	Several times

DEFENSIVE REBOUNDS

Season	1,478	(29.6 avg.) 1998-99 (50 games)
	2,150	(26.2 avg.) 1993-94
	2,158	(32.7 avg.) 2011-12 (66 games)
Game	13	vs. San Antonio 1/15/94
Half	3	at Portland (2nd) 12/20/96
	3	vs. Utah (2nd) 11/13/93
	3	vs. Boston (2nd) 3/3/81
Period	0	Several times
Overtime	0	vs. Minnesota (1st) 12/15/12
	0	vs. Utah (1st) 2/8/96
	0	vs. Houston (2nd) 4/6/85

ASSISTS

Season	921	(18.4 avg.) 1998-99 (50 games)
	1,380	(20.9 avg.) 2011-12 (66 games)
	1,473	(18.0 avg.) 2005-06
Game	6	vs. L.A. Clippers 4/19/06
	6	at New Jersey 2/10/98
Half	1	vs. Utah (2nd) 12/20/02
Period	0	Several times. Most recently: at Portland (3rd) 12/21/16
Overtime	0	Several times

FOULS

Season	1,065	(21.3 avg.) 1998-99 (50 games)
	1,226	(18.6 avg.) 2011-12 (66 games)
	1,567	(19.1 avg.) 2016-17
Game	#5	at San Antonio 11/20/99
Half	2	at Brooklyn (1st) 1/24/14
	2	vs. Atlanta (1st) 4/26/12
	2	at San Antonio (2nd) 11/20/99
	2	vs. Chicago 11/27/99
	2	at Seattle (1st) 1/7/85
Period	0	Several times
Overtime	0	Several times

DISQUALIFICATIONS

Season	2	2011-12 (66 games)
	4	2015-16
	4	2013-14
	16	1998-99 (50 games)

STEALS

Season	352	(7.0 avg.) 1998-99 (50 games)
	490	(6.0 avg.) 2007-08
	565	(8.6 avg.) 2011-12 (66 games)
Game	0	at Atlanta 2/25/15
	0	at Detroit 11/15/01
	0	at Phoenix 4/12/84
Half	0	Several times
Period	0	Several times
Overtime	0	Several times

TURNOVERS

Season	692	(13.8 avg.) 1998-99 (50 games)
	926	(14.0 avg.) 2011-12 (66 games)
	949	(11.6 avg.) 2002-03
Game	4	vs. Orlando 1/9/18
	4	at Denver 3/28/16
	4	vs. Miami 2/3/16
	4	vs. Milwaukee 12/28/15
	4	vs. Sacramento 1/31/14
	4	vs. New Jersey 1/20/04
	4	vs. Detroit 11/9/02
	4	vs. Houston 11/12/91
	4	vs. Sacramento 11/26/86
	4	vs. Utah 2/1/85
Half	0	Several times. Most recently: vs. Milwaukee (1st) 12/28/15
Period	0	Several times
Overtime	0	Several times

BLOCKED SHOTS

Season	214	1980-81
Game	0	Several times



MISCELLANEOUS RECORDS

SINGLE GAME

Longest game (REG)	3:01 at San Antonio 5/19/03*
Longest game (OT)	3:07 vs. Oklahoma City 3/25/14
Longest game (2OT)	3:14 vs. Philadelphia 1/14/04
Longest game (3OT)	3:17 at Utah 4/16/12
Shortest game	1:40 at Seattle 1/7/85
Highest field goal percentage by Dallas in a loss	.600 vs. Atlanta (51-85) 3/15/91
Most points scored by Dallas in a loss	141 vs. Golden State (143) 1/18/92
Fewest points scored by Dallas in a victory	75 at L.A. Clippers (73) 4/10/06
Consecutive points scored (team)	26 at Houston 11/25/09 Score was Dallas 13 Houston 25 at 5:51 in 1st Score was Dallas 39 Houston 25 at 11:46 in 2nd Houston scored at 11:29 in 2nd at L.A. Lakers 4/6/97
Consecutive points allowed (team)	26 Score was Dallas 51 L.A. Lakers 35 at 0:19.8 in 2nd Score was Dallas 51 L.A. Lakers 61 at 3:09 in 3rd Dallas scored at 1:51 in 3rd
Players scoring in double figures	9 Dallas (151) vs. Seattle (129) 4/23/87* Aguirre-28, Tarpley-25, Blackman-18, Harper-18, Donaldson-15 Perkins-12, Schrempf-10, Davis-10, Wennington-10
Players scoring 20 or more points	9 Dallas (147) at Seattle (124) 11/6/86 Wood-25, Aguirre-24, Blackman-18, Harper-15, Schrempf-15, Donaldson-14, Tarpley-11, Perkins-10, Davis-10 4 Several times Most recently: vs. New Orleans 12/10/14; Ellis-26, Nowitzki-20, Parsons-20, Harris-20 at Kansas City 11/5/82
Points off the bench	77 #3 Minutes: Bubba Wells at Chicago 12/29/97
Quickest disqualification on personal fouls	6:30 Left in 3rd: Loren Meyer vs. Miami 3/12/96
Earliest disqualification on personal fouls	17 vs. Sacramento 12/9/87, Franklin Edwards scored Kings' first points (5:57, 1st)
Consecutive points scored to open game (team)	8 at Indiana 3/24/04 Williams-2, Bradley-1, Harris-1, Nowitzki-1, Defensive 3 seconds-3; Referees: Ron Garretson, Ron Olesiak, Bernie Adams
Technical fouls (team)	12 vs. Golden State 3/23/05 Dallas: Johnson-1, Howard-1, Nowitzki-1, Van Horn-1, Defensive 3 seconds-2 Golden State: Davis-1, Dunleavy-1, Richardson-1, Montgomery-1, Defensive 3 seconds-2 Referees: Mike Callahan, Rodney Mott, Bill Spooner
Technical fouls (both teams)	12 vs. Portland 12/20/00 Dallas: Eisley-1, Finley-1, Bradley-2 Illegal Defense-1 Portland: Wallace-1, Dunleavy-2, Davis-2, Wells-1, Augmon-1 Referees: Joe Forte, Ron Olesiak, Marc Davis

INDIVIDUAL

Most games with 50 or more points	1 Dirk Nowitzki 2005-06
	1 Dirk Nowitzki 2004-05
	1 Jim Jackson 1994-95
	1 Jamal Mashburn 1994-95
Most games with 40 or more points	6 Mark Aguirre 1983-84
Most games with 30 or more points	40 Mark Aguirre 1983-84
Games with 20 or more points	72 Mark Aguirre 1983-84
Games with 10 or more points	81 Dirk Nowitzki 2005-06
Games with 10 or more points and rebounds	43 Roy Tarpley 1987-88
Games with 10 or more rebounds	56 James Donaldson 1986-87
Games with 10 or more assists	43 Jason Kidd 1995-96
Consecutive games with 40 or more points	2 Mark Aguirre (40) vs. Golden State 3/1/86, (42) at Phoenix (2OT) 3/3/86
	2 Rolando Blackman (43) vs. Portland 4/18/85*, (41) vs. Portland 4/20/85*
Consecutive games with 30 or more points	2 Mark Aguirre (40) at Golden State 12/10/83, (40) at San Diego 12/11/83
Consecutive games with 20 or more points	5 Mark Aguirre 11/30/83 through 12/7/83
Consecutive games with 10 or more points	34 Mark Aguirre 11/22/83 through 2/1/84
Consecutive games with 10 or more points and rebs	190 Dirk Nowitzki 3/14/04 through 11/27/06
	10 Dirk Nowitzki 5/4/03 through 5/21/03*
Consecutive games with 10 or more rebounds	10 James Donaldson 2/6/89 through 3/8/89
Consecutive games with 10 or more assists	12 James Donaldson 1/31/89 through 3/8/89
Times led or shared scoring lead	8 Jason Kidd 4/8/96 through 4/21/96
	62 Mark Aguirre 1983-84

TEAM

100-point games	79 1985-86
Consecutive 100-point games	67 1/15/86 through 12/10/86
Games under 100 points	62 1996-97
Consecutive games under 100 points	18 3/15/97 through 4/16/97
Consecutive games allowing 100 or more points	33 12/18/92 through 2/24/93
Games holding opponent under 100 points	60 2006-07
Consecutive games holding opponent under 100 pts	15 12/30/11 through 1/23/12
Games shooting .500+	49 1985-86
Consecutive games shooting .500+	8 2/28/84 through 3/13/84
Consecutive games shooting under .500	50 3/18/97 through 1/3/98
Games opponent shooting .500+	50 1981-82
Consecutive games opponents shooting .500+	9 3/22/85 through 4/9/85
	9 1/17/84 through 2/3/84
Consecutive games opponents shooting under .500	32 10/27/10 through 1/1/11

CAREER

Consecutive starts	360 Michael Finley 2/17/97 through 12/27/01
Consecutive games played	381 Michael Finley 12/28/96 through 12/27/01
Consecutive games without fouling out	865 Rolando Blackman 10/30/81 through 4/19/92



ROOKIE LEADERS

POINTS

Season 1,732 Jay Vincent (21.4) 1981-82
 Game 42 Mark Aguirre vs. Golden State 11/14/81

FIELD GOALS

Season 719 Jay Vincent (719-1,448) 1981-82
 Game 18 Mark Aguirre vs. Golden State (18-40) 11/14/81

FIELD GOAL ATTEMPTS

Season 1,448 Jay Vincent (719-1,448) 1981-82
 Game 40 Mark Aguirre vs. Golden State (18-40) 11/14/81

FIELD GOAL PERCENTAGE

Season .533 Johnathan Motley (40-75) 2017-18
 .533 Bill Garnett (170-319) 1982-83

3-POINT FIELD GOALS

Season 106 Dennis Smith Jr. (106-339) 2017-18
 Game 9 Yogi Ferrell at Portland (9-11) 2/3/17
 9 Rodrigue Beaubois at Golden State (9-11) 3/27/10

3-POINT FIELD GOAL ATTEMPTS

Season 339 Dennis Smith Jr. (106-339) 2017-18
 Game 12 Jason Kidd at Houston (8-12) (2OT) 4/11/95

FREE THROWS

Season 306 Jamal Mashburn (306-438) 1993-94
 Game 12 Erick Strickland vs. New York (12-12) 3/11/97

FREE THROW ATTEMPTS

Season 438 Jamal Mashburn (306-438) 1993-94
 Game 15 Three times. Most recently: Jamal Mashburn at Boston (9-15) 1/24/94

FREE THROW PERCENTAGE

Season .877 Yogi Ferrell (64-73) 2016-17
 Game 1.000 Several times. Most made without a miss: 12, Erick Strickland vs. New York 3/11/97

REBOUNDS

Season 605 Popeye Jones (7.5) 1993-94
 605 Sam Perkins (7.4) 1984-85
 Game 20 Roy Tarpley vs. Milwaukee 1/1/87

ASSISTS

Season 607 Jason Kidd 1994-95
 Game 17 Jason Kidd at Golden State 3/13/95

BLOCKED SHOTS

Season 82 Kurt Nimphius 1981-82
 Game 7 Bernard James at New Orleans 2/22/13

STEALS

Season 151 Jason Kidd 1994-95
 Game 6 Derek Harper at San Antonio 3/13/84
 6 Elston Turner vs. Utah 1/23/82

MINUTES

Season 2,896 Jamal Mashburn 1993-94
 Game 48 Marquis Daniels (three times); at Houston 4/14/04, vs. Memphis 4/13/04, at Miami (OT) 3/26/04
 48 Mike Iuzzolino vs. Seattle 3/22/92

GAMES

Season 82 Rolando Blackman 1981-82, Derek Harper 1983-84 and Sam Perkins 1984-85

STARTS

Season 79 Jason Kidd 1994-95

OPPONENT PLAYER HIGHS

POINTS

Season 224 Adrian Dantley (37.3) Utah (6 Games) 1980-81
 Game 62 Kobe Bryant, at L.A. Lakers 12/20/05
 Half 36 Stephen Curry, at Golden State (2nd) 2/4/15
 Period 30 Kobe Bryant, at L.A. Lakers (3rd) 12/20/05
 Overtime 9 Danilo Gallinari, at Denver (2nd) 4/10/15
 9 Kevin Durant, Oklahoma City at Dallas (1st) 1/18/13
 9 Stephon Marbury, at Minnesota (1st) 2/15/98

FIELD GOALS

Season 82 Adrian Dantley, Utah (6 Games) (82-142 .577) 1980-81
 Game 22 Andre Miller, Portland at Dallas (22-31) (OT) 1/30/10
 20 Bernard King, New York at Dallas (20-28) 2/1/84

FIELD GOAL ATTEMPTS

Season 154 Hakeem Olajuwon, Houston (6 Games) (72-154 .468) 1986-87
 Game 39 George Gervin, San Antonio at Dallas (18-39) 11/27/82

FIELD GOAL PERCENTAGE (min. 50 attempts)

Season .746 Shaquille O'Neal, L.A. Lakers (3 Games) (50-67) 1997-98
 Game 1.000 Several times. Most made without a miss:
 10 Byron Scott, L.A. Lakers at Dallas 2/26/86

3-POINT FIELD GOALS

Season 27 Klay Thompson, Golden State (4 Games) (27-47) 2015-16
 Game 10 Klay Thompson, Golden State at Dallas (10-15) 3/18/16
 10 Stephen Curry, at Golden State (10-16) 2/4/15

3-POINT FIELD GOAL ATTEMPTS

Season 47 Klay Thompson (4 Games) (27-47) 2015-16
 Game 16 Klay Thompson, at Golden State (9-16) 3/25/16
 16 Stephen Curry, at Golden State (10-16) 2/4/15
 16 Jaren Jackson, at San Antonio (7-16) 11/20/99
 16 Nick Van Exel, L.A. Lakers at Dallas (8-16) 12/13/94

FREE THROWS

Season 60 Adrian Dantley, Utah (6 Games) (60-68 .882) 1980-81
 Game 26 Adrian Dantley, at Utah (26-29) 10/31/80

FREE THROW ATTEMPTS

Season 71 Shaquille O'Neal, L.A. Lakers (4 Games) (39-71 .549) 2000-01
 Game 29 Adrian Dantley, at Utah (26-29) 10/31/80

FREE THROW PERCENTAGE

Season 1.000 Several times. Most made without a miss:
 25 Ray Allen, Mil. (2 Games, 7-7 FTs) and Sea. (2 Games, 18-18 FTs) 2002-03
 Game 1.000 Several times. Most made without a miss:
 21 Kevin Durant, Oklahoma City at Dallas (OT) 1/18/13

16 James Harden, Houston 3/6/13
 16 Purvis Short, Golden State at Dallas 1/11/86

REBOUNDS

Season 109 Dennis Rodman, San Antonio (5 Games) (21.8) 1993-94
 Game 32 Dennis Rodman, at San Antonio 1/22/94

OFFENSIVE REBOUNDS

Season 36 Hakeem Olajuwon, Houston (6 Games) 1986-87
 36 Moses Malone, Houston (6 Games) 1981-82
 Game 13 Antawn Jamison, Golden State at Dallas 1/25/00

DEFENSIVE REBOUNDS

Season 78 Dennis Rodman, San Antonio (5 Games) 1993-94
 Game 23 Dennis Rodman, at San Antonio 1/22/94

ASSISTS

Season 88 John Stockton, Utah (6 Games) 1988-89
 Game 25 Isiah Thomas, at Detroit 2/13/85

FOULS

Season 29 Several times. Most recently:
 Hakeem Olajuwon, Houston (6 Games) 1984-85

DISQUALIFICATIONS

Season 4 Tom Chambers, San Diego (5 Games) 1982-83

TURNOVERS

Season 30 Karl Malone, Utah (6 Games) 1985-86
 Game 11 Monta Ellis, Golden State at Dallas 11/24/09
 11 Magic Johnson, at L.A. Lakers 4/15/91

BLOCKED SHOTS

Season 39 Mark Eaton, Utah (6 Games) 1984-85
 Game 12 Mark Eaton, Utah at Dallas 2/26/85
 12 Mark Eaton, at Utah 3/17/84

STEALS

Season 21 Alvin Robertson, San Antonio (6 Games) 1985-86
 Game 9 Chris Paul, at New Orleans 2/20/08

MINUTES

Season 273 Adrian Dantley, Utah (45.5) (6 Games) 1980-81
 Game (REG) 48 Several times. Most recently: Ray McCallum, vs. Sacramento 3/29/14
 Game (OT) 53 Goran Dragic, at Houston 4/11/11
 53 Michael Finley, at Phoenix 1/12/96
 53 A.C. Green, at Phoenix 1/12/96
 Game (2OT) 56 Jamaal Tinsley, at Indiana 2/5/02
 Game (3OT) 55 Clyde Drexler, Portland at Dallas 12/29/89



OPPONENT HIGHS/LOWS

HIGHS

POINTS

Game	147	at Houston (156) (2OT) 4/11/95
	144	Indiana (135) 1/5/87
	144	at Utah (122) 10/31/80
1st Half	80	Phoenix (43) 4/10/18
2nd Half	80	Washington (64) 1/18/05
1st Period	45	at Utah (31) 1/17/86
2nd Period	45	Denver (44) 1/14/83
3rd Period	44	at Houston (17) 3/3/13
	44	at Portland (27) 3/28/03
4th Period	47	Chicago (36) 1/5/18
Overtime	23	at Houston (23) (1st) 4/11/95

FIELD GOALS

Game	64	Indiana (64-98) 1/5/87
------	----	------------------------

FIELD GOAL ATTEMPTS

Game	125	at Denver (2OT) (53-125) 4/10/15
	115	Philadelphia (OT) (53-115) 12/29/82
	115	Houston (OT) (48-115) 3/24/81
	113	Denver (45-113) 12/14/85

FIELD GOAL PERCENTAGE

Game	#.707	San Antonio (53-75) 4/16/83
------	-------	-----------------------------

3-POINT FIELD GOALS

Game	22	Golden State (22-38) 3/18/16
------	----	------------------------------

3-POINT FIELD GOAL ATTEMPTS

Game	51	Houston (21-51) 1/24/18
------	----	-------------------------

3-POINT FIELD GOAL PERCENTAGE

Game	1.000	Several times. Most made without a miss: 4 L.A. Lakers 11/4/88
------	-------	--

FREE THROWS

Game	49	at Utah (49-61) 10/31/80
------	----	--------------------------

FREE THROW ATTEMPTS

Game	61	Miami (47-61) 12/8/92
	61	at Utah (49-61) 10/31/80

FREE THROW PERCENTAGE

Game	1.000	Several times. Most made without a miss: 28 at Atlanta 1/9/92
------	-------	---

REBOUNDS

Game	69	at San Antonio (2OT) 3/13/84
	67	Phoenix 2/17/98

OFFENSIVE REBOUNDS

Game	33	at Golden State 11/6/99
------	----	-------------------------

DEFENSIVE REBOUNDS

Game	50	L.A. Lakers 11/24/12
	50	Phoenix 2/17/98
	50	at Houston 2/4/81

ASSISTS

Game	46	at Boston 12/18/85
------	----	--------------------

FOULS

Game	41	Kansas City 11/20/82
------	----	----------------------

DISQUALIFICATIONS

Game	4	at New Jersey (O'Koren, Turner, Richardson, B. Williams) 2/17/86
------	---	--

STEALS

Game	20	L.A. Lakers 12/13/94
------	----	----------------------

TURNOVERS

Game	30	at Houston 3/7/04
	30	Cleveland 11/15/86

BLOCKED SHOTS

Game	16	Utah 2/26/85
	16	at Philadelphia 2/23/83

LOWS

POINTS

Game	60	Sacramento (99) 1/14/12
1st Half	23	Sacramento (52) 1/14/12
2nd Half	24	at Philadelphia (45) 2/17/12
1st Period	9	Utah (22) 2/11/15
2nd Period	8	at Minnesota (16) 2/27/07
3rd Period	5	Denver (25) 11/28/15
4th Period	8	Miami (29) 12/25/11
Overtime	1	Milwaukee (12) (1st) 11/6/16

FIELD GOALS

Game	22	Sacramento (22-86) 1/14/12
------	----	----------------------------

FIELD GOAL ATTEMPTS

Game	#53	at Utah (23-53) 12/12/97
------	-----	--------------------------

FIELD GOAL PERCENTAGE

Game	.256	Sacramento (22-86) 1/14/12
------	------	----------------------------

3-POINT FIELD GOAL PERCENTAGE

Game	.000	Several times. Most missed without a make:
	15	at Sacramento 11/29/08

FREE THROWS

Game	2	at San Antonio (2-5) 11/20/99
	2	at Seattle (2-4) 1/7/85

FREE THROW ATTEMPTS

Game	4	at Seattle (2-4) 1/7/85
------	---	-------------------------

FREE THROW PERCENTAGE

Game	.375	at Washington (6-16) 2/26/11
------	------	------------------------------

REBOUNDS

Game	24	at Vancouver 2/17/97
------	----	----------------------

OFFENSIVE REBOUNDS

Game	2	at Miami 12/12/17
	2	at Houston 2/11/18
	2	at Boston 1/11/12
	2	at New Orleans 4/12/09
	2	at L.A. Lakers 1/7/07
	2	at Seattle 4/10/04

DEFENSIVE REBOUNDS

Game	13	Utah 4/8/88
------	----	-------------

ASSISTS

Game	8	New Orleans 11/25/06
	8	Houston 1/21/03
	8	Minnesota 11/29/94
	8	at Denver 11/19/91

FOULS

Game	8	at L.A. Lakers 11/28/08
------	---	-------------------------

STEALS

Game	0	Houston 11/12/91
	0	Utah 12/23/80

TURNOVERS

Game	3	Cleveland 3/2/95
------	---	------------------

BLOCKED SHOTS

Game	0	Several times. Most recently: L.A. Lakers 2/10/18
------	---	---



AAC, INDIVIDUAL HIGHS

POINTS

Game	53	Dirk Nowitzki, vs. Houston (OT) 12/2/04
	51	Dirk Nowitzki, vs. Golden State 3/23/06
Half	35	Steve Nash, Phoenix (2nd) 5/15/05*
Period	29	Dirk Nowitzki, vs. Utah (4th) 11/3/09
Overtime	14	Dirk Nowitzki, vs. Chicago (1st) 2/7/09
FIELD GOALS		
Game	22	Andre Miller, Portland (22-31) 1/30/10
Half	14	Steve Nash, Phoenix (2nd) (14-18) 5/15/05*
Period	10	Antawn Jamison, Golden State (1st) (10-12) 11/27/01
Overtime	5	O.J. Mayo, vs. Golden State (1st) (5-8) 11/19/12
	5	Dirk Nowitzki, vs. Chicago (1st) (5-7) 2/7/09

FIELD GOAL ATTEMPTS

Game	36	Tracy McGrady, Houston (OT) (19-36) 12/2/04
	34	Anthony Davis, New Orleans (17-34) 2/25/17
Half	22	Anthony Davis, New Orleans (1st) (13-22) 2/25/17
Period	13	Dennis Smith Jr., vs. San Antonio (4th) (7-13) 11/14/17
	13	Russell Westbrook, Oklahoma City (4th) (7-13) 3/27/17
Overtime	13	Kobe Bryant, L.A. Lakers (2nd) (7-13) 1/5/05
	8	O.J. Mayo, vs. Golden State (1st) (5-8) 11/19/12

FIELD GOAL PERCENTAGE

Game	1.000	Several times. Most made without a miss:
	8	Samuel Dalembert, vs. Utah 11/22/13
	8	Devin Harris, vs. San Antonio 11/5/05
	8	Adrian Griffin, vs. Memphis 3/1/03
Half	1.000	Several times. Most made without a miss:
	9	Chris Duhon, New York (1st) 1/8/99
	9	Amaré Stoudemire, Phoenix (2nd) 3/14/07
Period	1.000	Several times. Most made without a miss:
	8	Andre Miller, Denver (3rd) 1/31/04
Overtime	1.000	Most made without a miss:
	4	Kyrie Irving, Boston (1st) 11/20/17
	4	Raymond Felton, vs. Denver (1st) 2/26/16

CONSECUTIVE FIELD GOALS

Multiple Games	11	Michael Finley, vs. Sacramento (5) 2/23/02 - vs. Memphis (6) 2/26/02
One Game	10	Chris Webber, Sacramento (OT) 5/11/02*

3-POINT FIELD GOALS

Game	10	Klay Thompson, Golden State (10-15) 3/18/16
Half	6	Wesley Matthews, vs. Golden State (2nd) (6-8) 3/18/16
	6	Klay Thompson, Golden State (1st) (6-9) 3/18/16
	6	O.J. Mayo, vs. Detroit (2nd) (6-9) 12/1/12
	6	Randy Foye, L.A. Clippers (2nd) (6-12) 4/2/12
	6	Jason Terry vs. L.A. Lakers (6-7) 5/8/11*
Period	5	Several times. Most recently: Jason Terry, vs. L.A. Lakers (2nd) (5-6) 5/8/11*
Overtime	2	Deron Williams, vs. Boston (1st) (2-2) 1/18/16
	2	Kelly Olynyk, Boston (1st) (2-2) 1/18/16
	2	Jason Kidd, vs. Oklahoma City (1st) (2-3) 2/27/09
	2	Jason Terry, vs. Phoenix (1st) (2-3) 5/20/05*
	2	Tracy McGrady, Houston (1st) (2-3) 12/2/04
	2	Allen Iverson, Philadelphia (1st) (2-3) 1/14/04
	2	Stephen Jackson, San Antonio (1st) (2-2) 3/20/03

3-POINT FIELD GOAL ATTEMPTS

Game	15	Klay Thompson, Golden State (10-15) 3/18/16
	15	Randy Foye, L.A. Clippers (8-15) 4/2/12
Half	12	Randy Foye, L.A. Clippers (2nd) (6-12) 4/2/12
Period	7	Gerald Green, Houston (4th) (3-7) 3/11/18
	7	Dennis Smith Jr., vs. San Antonio (4th) (7-13) 11/14/17
	7	Randy Foye, L.A. Clippers (3rd) (4-7) 4/2/12
	7	Kobe Bryant, L.A. Lakers (4th) (3-7) 1/5/05
	7	Juan Dixon, Washington (4th) (1-7) 12/2/03
	7	Michael Finley, vs. Minnesota (4th) (2-7) 11/29/04
	7	Chauncey Billups, Minnesota (3rd) (5-7) 2/19/02
Overtime	3	Several times. Most recently: Joe Johnson, Utah (1st) (0-3) 2/9/17

3-POINT FIELD GOAL PERCENTAGE

Game	1.000	Several times. Most made without a miss:
	8	Michael Finley, vs. Cleveland 3/26/05
Half	1.000	Several times. Most made without a miss:
	5	Several times. Most recently: J.J. Barea, vs. Chicago (1st) 12/26/15
Period	1.000	Several times. Most made without a miss:
	4	J.J. Barea, vs. Sacramento (4th) 2/13/18
	4	Wesley Matthews, vs. Orlando (1st) 2/11/17
	4	Joe Ingles, Utah (2nd) 2/9/17
	4	CJ Miles, Indiana (2nd) 12/9/16
	4	Michael Redd, Milwaukee (3rd) 12/30/03
	4	Steve Nash, vs. Denver (1st) 11/22/03
Overtime	1.000	Several times. Most made without a miss:
	2	Deron Williams, vs. Boston (1st) 1/18/16
	2	Kelly Olynyk, Boston (1st) 1/18/16
	2	Stephen Jackson, San Antonio (1st) 2/20/03

FREE THROWS

Game	24	Dirk Nowitzki, vs. Oklahoma City (24-24) 5/17/11*
Half	19	Dirk Nowitzki, vs. Oklahoma City (2nd) (19-19) 5/17/11*
Period	14	Dirk Nowitzki, vs. Utah (4th) (14-14) 11/3/09
Overtime	6	Shawn Marion, Phoenix (1st) (6-6) 5/20/05*

FREE THROW ATTEMPTS

Game	24	Dirk Nowitzki, vs. Oklahoma City (24-24) 5/17/11*
	24	Dirk Nowitzki, vs. San Antonio (21-24) 5/13/06*
Half	19	Dirk Nowitzki, vs. Oklahoma City (2nd) (19-19) 5/17/11*
Period	14	Dirk Nowitzki, vs. Utah (4th) (14-14) 11/3/09
Overtime	10	Rudy Gobert, Utah (1st) (5-10) 1/20/17

FREE THROW PERCENTAGE

Game	1.000	Several times. Most made without a miss:
	24#	Dirk Nowitzki, vs. Oklahoma City 5/17/11*
Half	1.000	Several times. Most made without a miss:
	19	Dirk Nowitzki, vs. Oklahoma City (2nd) 5/17/11*
Period	1.000	Several times. Most made without a miss:
	14	Dirk Nowitzki, vs. Utah (4th) 11/3/09
Overtime	1.000	Several times. Most made without a miss:
	6	Shawn Marion, Phoenix (1st) 5/20/05*

REBOUNDS

Game	27	DeAndre Jordan, L.A. Clippers 2/9/15
Half	17	DeAndre Jordan, L.A. Clippers (2nd) 2/9/15
	17	Al-Farouq Aminu, New Orleans (1st) 4/17/13
	17	Dirk Nowitzki, vs. Phoenix (2nd) 3/5/02
Period	14	Al-Farouq Aminu, New Orleans (1st) 4/17/13
	14	Tyson Chandler, vs. Minnesota (3rd) 12/1/10
Overtime	7	Rudy Gobert, Utah (1st) 1/20/17

OFFENSIVE REBOUNDS

Game	13	Tyson Chandler, vs. Portland 4/25/11*
Half	9	Erick Dampier, vs. L.A. Lakers (2nd) 11/11/08
Period	7	Erick Dampier, vs. L.A. Lakers (3rd) 11/11/08
Overtime	4	Rudy Gobert, Utah (1st) 1/20/17

DEFENSIVE REBOUNDS

Game	22	Dwight Howard, Charlotte 3/24/18
Half	16	Dirk Nowitzki, vs. Phoenix (2nd) 3/5/02
Period	10	Tyson Chandler vs. Minnesota (3rd) 12/1/10
	10	Dirk Nowitzki, vs. Phoenix (4th) 3/5/02
Overtime	4	Jonas Valanciunas, vs. Toronto (1st) 12/20/13
	4	Shawn Marion, vs. Portland (2nd) 2/11/12
	4	Tim Duncan, San Antonio (1st) 3/20/03

ASSISTS

Game	20	Jason Kidd, vs. Phoenix 4/5/09
Half	16	Jason Kidd, vs. Phoenix (1st) 4/5/09
Period	9	Rajon Rondo, Boston (3rd) 11/8/10
	9	Jason Kidd, vs. Charlotte (3rd) 10/27/10
	9	Jose Barea, vs. Toronto (4th) 11/7/09
Overtime	4	Jerry Stackhouse, vs. Houston (1st) 12/2/04

TURNOVERS

Game	11	Monta Ellis, Golden State 11/24/09
Half	7	DeMarcus Cousins, Sacramento (2nd) 1/5/16
	7	Monta Ellis, Golden State (2nd) 2/3/10
	7	Erick Dampier, vs. Utah (1st) 12/4/04
Period	7	Monta Ellis, Golden State (3rd) 2/3/10
Overtime	3	Jason Terry, vs. Phoenix (2nd) 3/14/0

BLOCKED SHOTS

Game	10	Serge Ibaka, Oklahoma City 2/1/12
	10	Josh Smith, Atlanta 12/18/04
Half	6	Serge Ibaka, Oklahoma City (2nd) 2/1/12
Period	4	Seven Times. Most Recently: Serge Ibaka, Oklahoma City (2nd) 2/1/12
Overtime	2	Dirk Nowitzki, vs. Toronto (1st) 2/25/06

STEALS

Game	7	Monta Ellis vs. Utah 2/11/15
	7	Jason Kidd vs. Phoenix 2/17/10
	7	Josh Howard, vs. Utah 4/8/09
	7	Chris Paul, New Orleans 1/14/09
	7	Russell Westbrook, Oklahoma City (1st) 12/28/14
	5	DeJuan Blair, vs. L.A. Lakers (2nd) 11/5/13
	5	Kevin Garnett, Boston (1st) 3/20/10
	5	Jason Kidd vs. Phoenix (2nd) 2/17/10
	5	Doug Christie, Sacramento (1st) 4/24/04*
	5	Adrian Griffin, vs. Utah (2nd) 3/8/03
Period	5	Eduardo Najera, vs. New Jersey (2nd) 1/21/02
	4	Monta Ellis, vs. Utah (4th) 2/11/15
	4	DeJuan Blair, vs. L.A. Lakers (4th) 11/5/13
	4	Eric Gordon, New Orleans (3rd) 4/17/13
	4	Emeka Okafor, New Orleans (3rd) 2/28/10
	4	Dirk Nowitzki, vs. Houston (3rd) 5/2/05*
	4	Eduardo Najera, vs. Phoenix (4th) 3/8/04
	4	Adrian Griffin, vs. Golden State (1st) 11/4/02
Overtime	3	Monta Ellis, vs. New York (1st) 11/26/14

MINUTES

Game (Reg)	48	23 Times. Most Recently: Aaron Harrison, vs. Phoenix 4/10/18
Game (OT)	52	Quentin Richardson, Phoenix 5/20/05*
	52	Michael Finley, vs. Sacramento 5/11/02*
Game (2OT)	57	Dirk Nowitzki, vs. Phoenix 3/14/07



AAC, TEAM HIGHS

POINTS

Game	140	vs. L.A. Lakers (106) 11/21/14
	140	vs. Phoenix (116) 4/5/09
First Half	83	vs. Sacramento (61) 5/8/03*
Second Half	80	Phoenix (43) 4/10/18
	80	Washington (64) 1/18/05
1st Period	44	vs. Sacramento (40) 5/8/03*
2nd Period	43	vs. Detroit (28) 12/20/17
	43	vs. Indiana (33) 1/8/05
3rd Period	46	vs. San Antonio (32) 2/26/04
4th Period	47	Chicago (36) 1/5/18
Overtime	20	vs. Cleveland (15) (1st) 1/12/16
	20	vs. Houston (13) (1st) 12/2/04

FIELD GOALS

Game	54	vs. New Orleans (54-93) 11/11/03
Half	32	vs. Sacramento (1st) (32-50) 5/8/03*
Period	18	Memphis (3rd) (18-25) 3/6/11
	18	vs. Toronto (4th) (18-22) 11/7/09
Overtime	7	vs. Chicago (1st) (7-9) 2/7/09

FIELD GOAL ATTEMPTS

Game	113	vs. Philadelphia (2OT) (48-113) 1/14/04
	107	vs. Sacramento (50-107) 2/24/04
Half	56	vs. Indiana (1st) (19-56) 1/12/02
Period	31	New Jersey (4th) (14-31) 1/15/05
Overtime	13	Oklahoma City (1st) (3-13) 3/25/14

FIELD GOAL PERCENTAGE

Game	.652	vs. Sacramento (45-69) 11/3/07
Half	.756	Phoenix (2nd) (31-41) 4/10/18
Period	.857	vs. San Antonio (3rd) (12-14) 12/9/08
	.857	vs. Orlando (3rd) (12-14) 4/5/05
Overtime	.857	vs. Orlando (1st) (6-7) 12/16/05

CONSECUTIVE FIELD GOALS

Game	12	vs. Chicago 11/25/03
------	----	----------------------

3-POINT FIELD GOALS

Game	22	Golden State (22-38) 3/18/16
Half	15	Golden State (1st) (15-22) 3/18/16
Period	10	Houston (1st) (10-14) 1/24/18
Overtime	4	vs. Boston (1st) (4-4) 1/18/16

3-POINT FIELD GOAL ATTEMPTS

Game	51	Houston (21-51) 1/24/18
Half	29	Houston (2nd) (11-29) 3/11/18
	29	Houston (1st) (12-29) 1/24/18
Period	16	Houston (3rd) (8-16) 3/11/18
Overtime	8	Houston (1st) (3-8) 12/2/04
	8	vs. Philadelphia (1st) (2-8) 1/14/04

3-POINT FIELD GOAL PERCENTAGE

Game	.778	vs. Cleveland (14-18) 3/26/05
Half	1.000	Several times. Most made without a miss:
	5	vs. Washington (1st) 12/30/14
Period	1.000	Several times. Most made without a miss:
	6	vs. New Jersey (3rd) 2/18/09
Overtime	1.000	Several times. Most made without a miss:
	4	vs. Boston (1st) 1/18/16

FREE THROWS

Game	46	vs. Utah (46-55) 4/16/06
Half	28	vs. New Jersey (2nd) (28-32) 1/21/02
	28	vs. Phoenix (2nd) (28-33) 11/24/01
Period	21	vs. Memphis (4th) (21-25) 11/2/13
	21	vs. New Jersey (4th) (21-24) 1/15/05
	21	vs. Phoenix (4th) (21-23) 11/24/01
Overtime	9	Phoenix (1st) (9-10) 5/20/05*

FREE THROW ATTEMPTS

Game	55	vs. Utah (46-55) 4/16/06
Half	34	vs. Memphis (2nd) (29-34) 11/2/13
Period	25	vs. Memphis (4th) (21-25) 11/2/13
Overtime	12	Utah (1st) (7-12) 1/20/17

FREE THROW PERCENTAGE

Game	1.000	Several times. Most made without a miss:
	29	vs. Washington 11/26/07
Half	1.000	Several times. Most made without a miss:
	25	vs. Oklahoma City (2nd) 5/17/11*
Period	1.000	Several times. Most made without a miss:
	18	vs. Utah 11/3/09
Overtime	1.000	Several times. Most made without a miss:
	8	vs. L.A. Clippers (1st) 3/26/12

REBOUNDS

Game	68	Sacramento 4/26/04*
Half	36	Golden State (1st) 11/19/12
	36	Sacramento (1st) 4/26/04*
	36	vs. Washington (2nd) 12/2/03
	36	vs. Minnesota (1st) 3/10/03
	36	vs. L.A. Lakers (1st) 11/19/02
Period	23	New Orleans (1st) 4/17/13
	23	vs. Atlanta (1st) 12/18/04
Overtime	11	Utah (1st) 1/20/17

OFFENSIVE REBOUNDS

Game	30	vs. Minnesota 3/10/03
Half	20	vs. Minnesota (1st) 3/10/03
Period	12	vs. Golden State (2nd) 4/22/07*
	12	vs. Minnesota (2nd) 3/10/03
Overtime	6	vs. San Antonio (1st) 5/15/06*

DEFENSIVE REBOUNDS

Game	50	L.A. Lakers 11/24/12
Half	28	vs. L.A. Lakers (1st) 11/19/02
Period	18	vs. L.A. Lakers (2nd) 11/19/02
Overtime	8	vs. Portland (1st) 3/20/16
	8	vs. Oklahoma City (1st) 3/25/14
	8	vs. Portland (2nd) 2/11/12

ASSISTS

Game	40	vs. New Orleans 11/11/03
Half	23	vs. New Orleans (1st) 2/28/10
Period	15	vs. New Orleans (1st) 11/11/03
Overtime	5	vs. Portland (1st) 3/20/16
	5	vs. Chicago (1st) 2/7/09
	5	vs. Houston (1st) 12/2/04

FOULS

Game	37	Golden State 4/4/15
Half	24	Oklahoma City (2nd) 3/16/15
Period	15	Denver (3rd) 5/9/09*
	15	Phoenix (4th) 11/24/01
Overtime	7	vs. Utah (1st) 1/20/17
	7	Oklahoma City (1st) 3/25/14

STEALS

Game	19	vs. Sacramento 4/24/04*
Half	12	vs. Sacramento (2nd) 4/24/04*
Period	7	Several times. Most recently: vs. Utah (2nd) 11/22/13
Overtime	5	vs. New York (1st) 11/26/14

TURNOVERS

Game	28	Philadelphia 11/13/14
Half	16	Three times. Most recently: vs. Milwaukee (2nd) 2/25/09
Period	13	vs. Boston (2nd) 2/21/02
Overtime	6	New York (1st) 11/26/14

BLOCKED SHOTS

Game	15	vs. Philadelphia 1/29/05
Half	10	vs. Philadelphia (2nd) 1/29/05
Period	6	Several times. Most recently:
	6	vs. Philadelphia (4th) 11/17/13
Overtime	2	Several times. Most recently: vs. Denver (1st) 4/12/13



AAC, TEAM LOWS

POINTS

Game	60	Sacramento (90) 1/14/12
First Half	23	Sacramento (52) 1/14/12
Second Half	28	New Orleans (63) 4/13/11
	28	New York (41) 2/13/06
1st Period	9	Utah (22) 2/11/15
2nd Period	11	L.A. Lakers (38) 1/22/17
	11	vs. Chicago (14) 12/27/01
3rd Period	5	Denver (25) 11/28/15
4th Period	8	Miami (29) 12/25/11
Overtime	1	Milwaukee (12) (1st) 11/6/16

FIELD GOALS

Game	22	Sacramento (22-86) 1/14/12
Half	7	Washington (2nd) (7-33) 11/21/06
Period	2	Several times. Most recently: Denver (3rd) (2-19) 11/28/15
Overtime	0	Milwaukee (1st) (0-4) 11/6/16
	0	vs. Sacramento (1st) (0-6) 2/27/03

FIELD GOAL ATTEMPTS

Game	60	vs. Memphis (30-60) 4/8/16
Half	26	vs. Utah (2nd) (16-26) 1/28/06
Period	11	Several times. Most recently: Minnesota (4th) (4-11) 11/12/12
Overtime	6	Several times. Most recently: Oklahoma City (1st) (4-6) 2/28/18

FIELD GOAL PERCENTAGE

Game	.256	Sacramento (22-86) 1/14/12
Half	.174	Sacramento (1st) (8-46) 1/17/12
Period	.105	Denver (3rd) (2-19) 11/28/15
	.105	vs. New York (3rd) (2-19) 3/30/07
Overtime	.000	vs. Sacramento (1st) (0-6) 2/27/03

3-POINT FIELD GOALS

Game	0	Several times. Most recently: Portland (0-11) 1/10/07
Half	0	Several times. Most recently: L.A. Clippers (1st) (0-7) 12/7/17
Period	0	Several times. Most recently: Minnesota (1st) (0-5) 3/30/18
Overtime	0	Several times. Most recently: Oklahoma City (1st) (0-1) 2/28/18

3-POINT FIELD GOAL ATTEMPTS

Game	2	Utah (1-2) 3/8/03
Half	0	Atlanta (1st) 2/26/07
	0	Utah (2nd) 3/8/03
Period	0	Several times. Most recently: Memphis (2nd) 1/12/13
Overtime	0	Several times. Most recently: vs. L.A. Clippers (1st) 3/26/13

3-POINT FIELD GOAL PERCENTAGE

Game	.000	Several times. Most missed without a make: San Antonio 4/7/05
Half	.000	Several times. Most missed without a make: vs. Charlotte (2nd) 12/12/09
	.000	vs. Minnesota (1st) 3/10/03
Period	.000	Several times. Most missed without a make: vs. Milwaukee (4th) 12/30/02
Overtime	.000	Several times. Most missed without a make: Oklahoma City (1st) 3/25/14
	.000	vs. Sacramento (1st) (0-6) 2/27/03

FREE THROWS

Game	3	Golden State (3-6) (OT) 4/1/14
	3	vs. Sacramento (3-6) 2/16/11
Half	0	vs. Oklahoma City (2nd) (0-2) 2/28/18
	0	vs. San Antonio (2nd) (0-0) 4/7/17
	0	Utah (1st) (0-2) 2/7/14
	0	Orlando (2nd) (0-3) 2/20/13
	0	San Antonio (2nd) (0-1) 1/29/12
	0	Portland (1st) (0-1) 4/25/11*
	0	vs. Memphis (1st) (0-3) 12/23/08
Period	0	Several times. Most recently: vs. Portland (1st) (0-0) 4/3/18
Overtime	0	Several times. Most recently: Utah (1st) (0-0) 2/9/17

FREE THROW ATTEMPTS

Game	6	vs. Orlando (5-6) 2/11/17
	6	vs. Sacramento (4-6) 3/3/16
	6	Golden State (3-6) (OT) 4/1/14
	6	vs. Sacramento (3-6) 2/16/11
	6	vs. San Antonio (4-6) 5/23/03*
Half	0	vs. San Antonio (2nd) 4/7/17
	0	Golden State (2nd) 4/1/14
Period	0	Several times. Most recently: vs. Portland (1st) 4/3/18
Overtime	0	Several times. Most recently: Utah (1st) 2/9/17

FREE THROW PERCENTAGE

Game	.368	Miami (7-19) 6/8/06*
Half	.000	Several times. Most missed without a make: 3 Orlando (2nd) (0-3) 2/20/13, 3 Memphis (1st) (0-3) 12/23/08
Period	.000	Several times. Most missed without a make: Minnesota (2nd) 12/1/10
	.000	vs. Sacramento (2nd) 11/20/09
	.000	vs. Oklahoma City (1st) 12/13/08
Overtime	.000	Several times. Most missed without a make: vs. Toronto (1st) 12/20/13
	.000	Golden State (1st) 11/8/04
	.000	San Antonio (1st) 3/20/03

REBOUNDS

Game	25	Milwaukee 2/25/09
Half	6	Memphis (1st) 4/23/06*
Period	1	vs. Oklahoma City (3rd) 4/23/16*
Overtime	1	vs. Oklahoma City (1st) 2/28/18
	1	vs. Utah (1st) 2/9/16
	1	Brooklyn (1st) 3/23/14
	1	vs. San Antonio (2nd) 12/9/08
	1	vs. Orlando (1st) 12/16/05

OFFENSIVE REBOUNDS

Game	2	vs. Portland 2/7/17
	2	vs. Washington 1/3/17
	2	vs. Portland 11/5/12
Half	0	Several times. Most recently: Sacramento (2nd) 2/13/18
Period	0	Several times. Most recently: Portland (3rd) 4/3/18
Overtime	0	Several times. Most recently: vs. Oklahoma City (1st) 2/28/18

DEFENSIVE REBOUNDS

Game	14	Detroit 11/19/05
Half	5	Memphis (1st) 4/23/06*
Period	0	Phoenix (3rd) 12/14/15
Overtime	1	Seven times. Most recently: vs. Oklahoma City (1st) 2/28/18

ASSISTS

Game	6	vs. L.A. Clippers 4/19/06
Half	1	vs. Utah (2nd) 12/20/02
Period	0	Several times. Most recently: Orlando (3rd) 2/11/17
Overtime	0	Several times. Most recently: Oklahoma City (1st) 2/28/18

FOULS

Game	7	vs. Minnesota 12/30/08
Half	2	San Antonio (2nd) 4/7/17
	2	vs. Seattle (1st) 4/6/04
Period	0	Several times. Most recently: vs. Denver (3rd) 4/11/17
Overtime	0	vs. Denver (1st) 4/12/13
	0	vs. Houston (1st) 12/2/04
	0	San Antonio (1st) 3/20/03
	0	Houston (1st) 4/11/02

STEALS

Game	1	Several times. Most recently: vs. San Antonio 4/7/17
Half	0	Several times. Most recently: vs. Houston (2nd) 3/11/18
Period	0	Several times. Most recently: vs. Phoenix (4th) 4/10/18
Overtime	0	Several times. Most recently: Oklahoma City (1st) 2/28/18

TURNOVERS

Game	4	vs. Orlando 1/9/18
	4	vs. Miami 2/3/16
	4	vs. Milwaukee 12/28/15
	4	vs. Sacramento 1/31/14
	4	vs. New Jersey 1/20/04
	4	vs. Detroit 11/9/02
Half	0	Several times. Most recently: Houston (1st) 1/24/18
Period	0	Several times. Most recently: vs. Portland (3rd) 4/3/18
Overtime	0	Several times. Most recently: Boston (1st), vs. Boston (1st) 11/20/17

BLOCKED SHOTS

Game	0	Several times. Most recently: L.A. Lakers 2/10/18
Half	0	Several times. Most recently: vs. Phoenix (2nd) 4/10/18
Period	0	Several times. Most recently: vs. Phoenix (4th) 4/10/18
Overtime	0	Several times. Most recently: Oklahoma City (1st) 2/28/18



AAC FIRSTS

	PLAYER	TIME	QTR	DATE
Point/Field Goal	Steve Nash (jumper)	11:09	1st	10/30/01 vs. Detroit
Field Goal Attempt	Steve Nash	11:46	1st	10/30/01 vs. Detroit
Slam Dunk	Michael Finley	8:30	2nd	10/30/01 vs. Detroit
3-Point Field Goal	Michael Curry	4:30	1st	10/30/01 vs. Detroit
3-Point Field Goal Attempt	Steve Nash	6:53	1st	10/30/01 vs. Detroit
Free Throw	Dana Barros	10:54	1st	10/30/01 vs. Detroit
Free Throw Attempt	Dana Barros	10:54	1st	10/30/01 vs. Detroit
Offensive Rebound	Clifford Robinson	9:35	1st	10/30/01 vs. Detroit
Defensive Rebound	Ben Wallace	10:40	1st	10/30/01 vs. Detroit
Rebound	Ben Wallace	10:40	1st	10/30/01 vs. Detroit
Assist	Michael Curry	10:28	1st	10/30/01 vs. Detroit
Turnover	Juwan Howard	9:56	1st	10/30/01 vs. Detroit
Steal	Ben Wallace	3:40	1st	10/30/01 vs. Detroit
Block	Danny Manning	1:26	1st	10/30/01 vs. Detroit
Foul	Steve Nash	10:54	1st	10/30/01 vs. Detroit
Disqualification	Shawn Bradley	2:36	4th	10/30/01 vs. Detroit
Team Technical	Detroit (Defensive 3 Secs.)	11:22	2nd	10/30/01 vs. Detroit
Individual Technical	Del Harris	3:21	4th	10/30/01 vs. Detroit
Flagrant Foul	Michael Curry	0:43	4th	10/30/01 vs. Detroit
Ejection	Elden Campbell	3:41	4th	11/6/01 vs. Charlotte
Double-Double	Juwan Howard (10 pts-10 reb)			10/30/01 vs. Detroit
	Steve Nash (14 pts-11 asts)			10/30/01 vs. Detroit
Triple-Double	Steve Nash (14 pts-10 reb-12 asts)			11/17/03 vs. Portland
Game	Dallas 94, Detroit 87			10/30/01
Overtime Game	Houston 98, Dallas 95			4/11/02
Sellout	Dallas vs. Detroit			10/30/01
Dallas Starting Lineup	Juwan Howard, Greg Buckner, Dirk Nowitzki, Michael Finley, Steve Nash			
Dallas Substitution	Danny Manning			
Detroit Starting Lineup	Michael Curry, Clifford Robinson, Ben Wallace, Dana Barros, Jerry Stackhouse			
Referees	Dick Bavetta, Michael Smith, Leroy Richardson			
Opening Tip	Dirk Nowitzki vs. Ben Wallace, won by Dallas			

TWO TEAM HIGHS

POINTS

Game	303	Dallas (156) at Houston (147) (2OT) 4/11/95
	288	Denver (139) at Dallas (149) 1/14/83
Half	160	Denver (75) at Dallas (85) (1st) 1/14/83
Period	89	Denver (45) at Dallas (44) (2nd) 1/14/83
Overtime	#46	Dallas (23) at Houston (23) (1st) 4/11/95

FIELD GOALS

Game	122	Denver (57) at Dallas (65) 1/14/83
------	-----	------------------------------------

FIELD GOAL ATTEMPTS

Game	235	Portland (121) at Dallas (114) (3OT) 12/29/89
	234	Dallas (109) at Denver (125) (2OT) 4/10/15
	234	Dallas (128) at Houston (106) (2OT) 4/11/95
	218	Denver (104) at Dallas (114) 4/8/83

FIELD GOAL PERCENTAGE

Game	.622	(122-196) Denver (57-94, .606) at Dallas (65-102, .637) 1/14/83
------	------	---

3-POINT FIELD GOALS

Game	39	Dallas (18-35) at Golden State (21-45) 3/25/16
------	----	--

3-POINT FIELD GOAL ATTEMPTS

Game	86	Houston (21-51) at Dallas (15-35) 1/24/18
------	----	---

FREE THROWS

Game	88	Dallas (39) at Utah (49) 10/31/80
------	----	-----------------------------------

FREE THROW ATTEMPTS

Game	105	Golden State (53) at Dallas (52) 1/18/92
	105	Dallas (44) at Utah (61) 10/31/80

FREE THROW PERCENTAGE

Game	.970	(32-33) Dallas (10-10, 1.000) at Portland (22-23, .957) 4/23/11*
------	------	--

REBOUNDS

Game	130	Vancouver (54) at Dallas (76) (2OT) 12/28/95
	123	Sacramento (68) at Dallas (55) 4/26/04*

OFFENSIVE REBOUNDS

Game	53	Vancouver (16) at Dallas (37) (2OT) 12/28/95
	48	Minnesota (18) at Dallas (30) 3/22/96
	48	Dallas (28) at Denver (20) 11/7/85

DEFENSIVE REBOUNDS

Game	96	Charlotte (49) at Dallas (47) 3/24/18
------	----	---------------------------------------

ASSISTS

Game	86	Denver (41) at Dallas (45) 1/14/83
------	----	------------------------------------

FOULS

Game	79	Kansas City (41) at Dallas (38) 11/20/82
------	----	--

DISQUALIFICATIONS

Game	5	Several times
------	---	---------------

TECHNICAL FOULS

Game	12	Golden State 6 (Davis-1, Dunleavy-1, Richardson-1, Montgomery-1, defensive 3 seconds-2) Dallas 6 (Johnson-1, Howard-1, Nowitzki-1, Van Horn-1, defensive 3 seconds-2) 3/23/05
	12	Portland 7 (Wallace-1, Dunleavy-2, Davis-2, Wells-1, Augmon-1) at Dallas
		Dallas 5 (Eisley-1, Finley-1, Bradley-2, Illegal Defense-1) 12/20/00

STEALS

Game	33	Dallas (14) at L.A. Lakers (19) 4/6/97
	33	Washington (14) at Dallas (19) 2/10/94

TURNOVERS

Game	56	Dallas (32) at Denver (24) 10/15/80
------	----	-------------------------------------

BLOCKED SHOTS

Game	24	Dallas (9) at Utah (15) 11/2/05
	24	Dallas (11) at Denver (13) 1/12/95



TWO TEAM LOWS

POINTS

Game	134	Dallas (66) at Utah (68) 12/12/97
Half	57	Dallas (23) at Philadelphia (34) (2nd) 2/11/08
Period	22	Dallas (12) at Indiana (10) (2nd) 2/13/98
Overtime	8	Dallas (4) at Indiana (4) (1st) 2/13/98

FIELD GOALS

Game	46	Dallas (20-68) at Utah (26-70) 2/26/99
------	----	--

FIELD GOAL ATTEMPTS

Game	#116	Dallas (25-63) at Utah (23-53) 12/12/97
------	------	---

FIELD GOAL PERCENTAGE

Game	.333	(46-138) Dallas (20-68) at Utah (26-70) 2/26/99
------	------	---

FREE THROWS

Game	12	New Jersey (6) at Dallas (6) 3/2/00
------	----	-------------------------------------

FREE THROW ATTEMPTS

Game	17	Dallas (11) at Miami (6) 12/22/17
------	----	-----------------------------------

FREE THROW PERCENTAGE

Game	.465	(20-43) Kansas City (11-25, .440) at Dallas (9-18, .500) 3/26/82
------	------	--

REBOUNDS

Game	55	Dallas (30) at Portland (25) 3/9/06
------	----	-------------------------------------

OFFENSIVE REBOUNDS

Game	5	Dallas (3) at Miami (2) 12/22/17
------	---	----------------------------------

DEFENSIVE REBOUNDS

Game	37	Utah (18) at Dallas (19) 12/8/07
	37	Dallas (19) at Seattle (18) 4/6/93

ASSISTS

Game	20	Dallas (11) at Houston (9) 2/15/07
------	----	------------------------------------

FOULS

Game	21	Seattle (11) at Dallas (10) 4/6/04
------	----	------------------------------------

STEALS

Game	4	Several times. Most recently: Portland (1) at Dallas (3) 2/13/08
------	---	---

TURNOVERS

Game	11	Dallas (6) at New Orleans (5) 3/29/17
	11	New Jersey (7) at Dallas (4) 1/20/04

BLOCKED SHOTS

Game	#0	Dallas at Minnesota 4/11/07
	#0	Dallas at Miami (OT) 6/18/06*
	#0	Washington at Dallas 2/10/82



[CONTENT](#)

[THE ORGANIZATION](#)

[PLAYERS](#)

[THE NBA](#)

[HISTORY](#)

[RECORDS](#)

[PLAYOFFS](#)

[MEDIA](#)

[REVIEW](#)

PLAYOFFS

[ALL-TIME RESULTS](#)

[TOP PERFORMANCES](#)

[MAVS LEADERS](#)

[INDIVIDUAL LEADERS](#)

[TEAM HIGHS](#)

[TEAM LOWS](#)

[OPPONENT HIGHS & LOWS](#)

[MISCELLANEOUS](#)





ALL-TIME RESULTS

2016 PLAYOFFS

FIRST ROUND vs. OKLAHOMA CITY

No.	W-L	Date	Site	Dal-Opp	Series	Dallas High Scorer	Dallas High Reb.	Opp High Scorer	Attendance
1	L	4/16	Chesapeake Arena	70-108	0-1	Nowitzki 18	Pachulia 6	Westbrook 24	(c) 18,203
2	W	4/18	Chesapeake Arena	85-84	1-1	Felton 21	Felton 11	Durant 21	(c) 18,203
3	L	4/21	AA Center	102-131	1-2	Matthews 22	Pachulia 6	Durant 34	(c) 20,150
4	L	4/23	AA Center	108-119	1-3	Nowitzki 27	Nowitzki 8	Kanter 28	(c) 20,516
5	L	4/25	Chesapeake Arena	104-118	1-4	Nowitzki 24	Powell 9	Westbrook 36	(c) 18,203

2015 PLAYOFFS

FIRST ROUND vs. HOUSTON

No.	W-L	Date	Site	Dal-Opp	Series	Dallas High Scorer	Dallas High Reb.	Opp High Scorer	Attendance
1	L	4/18	Toyota Center	108-118	0-1	Nowitzki 24	Chandler 18	Harden 24	(c) 18,231
2	L	4/21	Toyota Center	99-111	0-2	Ellis 24	Nowitzki 13	Howard 28	(c) 18,243
3	L	4/24	AA Center	128-130	0-3	Nowitzki/Ellis 34	Nowitzki/Chandler 8	Harden 42	(c) 20,651
4	W	4/26	AA Center	121-109	1-3	Ellis 31	Chandler 14	Harden 24	(c) 20,589
5	L	4/28	Toyota Center	94-103	1-4	Ellis 25	Nowitzki 14	Harden 28	(c) 18,231

2014 PLAYOFFS

FIRST ROUND vs. SAN ANTONIO

No.	W-L	Date	Site	Dal-Opp	Series	Dallas High Scorer	Dallas High Reb.	Opp High Scorer	Attendance
1	L	4/20	AT&T Center	85-90	0-1	Harris 19	Nowitzki 8	Duncan 27	(c) 18,581
2	W	4/23	AT&T Center	113-92	1-1	Ellis 21	Blair 7	Ginobili 27	(c) 18,581
3	W	4/26	AA Center	109-108	2-1	Ellis 29	Dalembert 10	Duncan 22	(c) 20,636
4	L	4/28	AA Center	89-93	2-2	Ellis 20	Dalembert 15	Ginobili 23	(c) 20,796
5	L	4/30	AT&T Center	103-109	2-3	Carter 28	Nowitzki 15	Parker 23	(c) 18,581
6	W	5/2	AA Center	113-111	3-3	Ellis 29	Blair 14	Parker 22	(c) 20,799
7	L	5/4	AT&T Center	96-119	3-4	Nowitzki 22	Nowitzki 9	Parker 32	(c) 18,581

2012 PLAYOFFS

FIRST ROUND vs. OKLAHOMA CITY

No.	W-L	Date	Site	Dal-Opp	Series	Dallas High Scorer	Dallas High Reb.	Opp High Scorer	Attendance
1	L	4/28	Chesapeake Arena	98-99	0-1	Nowitzki 25	Marion 8	Westbrook 28	(c) 18,203
2	L	4/30	Chesapeake Arena	99-102	0-2	Nowitzki 31	Marion 8	Westbrook 29	(c) 18,203
3	L	5/3	AA Center	79-95	0-3	Nowitzki 17	Marion 10	Durant 31	(c) 20,640
4	L	5/5	AA Center	97-103	0-4	Nowitzki 34	Carter 8	Harden 29	(c) 20,533

2011 PLAYOFFS

FIRST ROUND vs. PORTLAND

No.	W-L	Date	Site	Dal-Opp	Series	Dallas High Scorer	Dallas High Reb.	Opp High Scorer	Attendance
1	W	4/16	AA Center	89-81	1-0	Nowitzki 28	Nowitzki 10	Aldridge 27	(c) 20,541
2	W	4/19	AA Center	101-89	2-0	Nowitzki 33	Chandler 10	Aldridge 24	(c) 20,620
3	L	4/21	Rose Garden	92-97	2-1	Terry 29	Nowitzki 9	Matthews 25	(c) 20,217
4	L	4/23	Rose Garden	82-84	2-2	Nowitzki 20	Marion 11	Roy 24	(c) 20,357
5	W	4/25	AA Center	93-82	3-2	Nowitzki 25	Chandler 20	Miller 18	(c) 20,837
6	W	4/28	Rose Garden	103-96	4-2	Nowitzki 33	Nowitzki 11	Wallace 32	(c) 20,494

CONFERENCE SEMIFINALS vs. L.A. LAKERS

No.	W-L	Date	Site	Dal-Opp	Series	Dallas High Scorer	Dallas High Reb.	Opp High Scorer	Attendance
1	W	5/2	STAPLES Center	96-94	1-0	Nowitzki 28	Nowitzki 14	Bryant 36	(c) 18,997
2	W	5/4	STAPLES Center	93-91	2-0	Nowitzki 24	Marion 9	Bryant 23	(c) 18,997
3	W	5/6	AA Center	98-92	3-0	Nowitzki 32	Nowitzki 9	Bynum 21	(c) 21,156
4	W	5/8	AA Center	122-86	4-0	Terry 32	Chandler 9	Bryant 17	(c) 21,087

CONFERENCE FINALS VS. OKLAHOMA CITY

No.	W-L	Date	Site	Dal-Opp	Series	Dallas High Scorer	Dallas High Reb.	Opp High Scorer	Attendance
1	W	5/17	AA Center	121-112	1-0	Nowitzki 48	Chandler 9	Durant 40	(c) 20,911
2	L	5/19	AA Center	100-106	1-1	Nowitzki 29	Chandler 13	Durant 24	(c) 21,051
3	W	5/21	OKC Arena	93-87	2-1	Marion 18	Chandler 15	Westbrook 30	(c) 18,203
4	W	5/23	OKC Arena	112-105 (OT)	3-1	Nowitzki 40	Chandler 8	Durant 29	(c) 18,203
5	W	5/25	AA Center	100-96	4-1	Marion 26	Chandler/Nowitzki 9	Westbrook 31	(c) 21,092

NBA FINALS VS. MIAMI

No.	W-L	Date	Site	Dal-Opp	Series	Dallas High Scorer	Dallas High Reb.	Opp High Scorer	Attendance
1	L	5/31	AA Arena	84-92	0-1	Nowitzki 27	Marion 10	James 24	(c) 20,003
2	W	6/2	AA Arena	95-93	1-1	Nowitzki 24	Nowitzki 11	Wade 36	(c) 20,003
3	L	6/5	AA Center	86-88	1-2	Nowitzki 34	Chandler/Nowitzki 11	Wade 29	(c) 20,340
4	W	6/7	AA Center	86-83	2-2	Nowitzki 21	Chandler 16	Wade 32	(c) 20,430
5	W	6/9	AA Center	112-103	3-2	Nowitzki 29	Chandler 7	Wade 23	(c) 20,433
6	W	6/12	AA Arena	105-95	4-2	Terry 27	Nowitzki 11	James 21	(c) 20,003

2010 PLAYOFFS

FIRST ROUND vs. SAN ANTONIO

No.	W-L	Date	Site	Dal-Opp	Series	Dallas High Scorer	Dallas High Reb.	Opp High Scorer	Attendance
1	W	4/18	AA Center	100-94	1-0	Nowitzki 36	Dampier 12	Duncan 27	(c) 20,372
2	L	4/21	AA Center	88-102	1-1	Terry 27	Nowitzki 10	Duncan 25	(c) 20,728
3	L	4/23	AT&T Center	90-94	1-2	Nowitzki 35	Nowitzki 7	Duncan 25	(c) 18,581
4	L	4/25	AT&T Center	89-92	1-3	Nowitzki 17	Nowitzki 11	Hill 29	(c) 18,581
5	W	4/27	AA Center	103-81	2-3	Butler 35	Butler 11	Parker 18	(c) 20,557
6	L	4/29	AT&T Center	87-97	2-4	Nowitzki 33	Kidd 8	Ginobili 26	(c) 18,581

2009 PLAYOFFS

FIRST ROUND vs. SAN ANTONIO

No.	W-L	Date	Site	Dal-Opp	Series	Dallas High Scorer	Dallas High Reb.	Opp High Scorer	Attendance
1	W	4/18	AT&T Center	105-97	1-0	Howard 25	Dampier 11	Duncan 27	(c) 18,797
2	L	4/20	AT&T Center	84-105	1-1	Terry 16	Nowitzki 6	Parker 38	(c) 18,797
3	W	4/23	AA Center	88-67	2-1	Nowitzki 20	Dampier 9	Parker 12	(c) 20,491
4	W	4/25	AA Center	99-90	3-1	Howard 28	Nowitzki 13	Parker 43	(c) 20,829
5	W	4/28	AT&T Center	106-93	4-1	Nowitzki 31	Dampier 12	Duncan 30	(c) 18,797



CONFERENCE SEMIFINALS vs. DENVER

No.	W-L	Date	Site	Dal-Opp	Series	Dallas High Scorer	Dallas High Reb.	Opp High Scorer	Attendance
1	L	5/3	Pepsi Center	95-109	0-1	Nowitzki 28	Nowitzki 10	Nene 24	(c)19,631
2	L	5/5	Pepsi Center	105-117	0-2	Nowitzki 35	Nowitzki 9	Anthony/Nene 25	(c)19,890
3	L	5/9	AA Center	105-106	0-3	Nowitzki 33	Nowitzki 16	Billups 32	(c)20,620
4	W	5/11	AA Center	119-117	1-3	Nowitzki 44	Nowitzki 13	Anthony 41	(c)20,523
5	L	5/13	Pepsi Center	110-124	1-4	Nowitzki 32	Nowitzki 10	Anthony 30	(c)19,962

2008 PLAYOFFS

FIRST ROUND vs. New Orleans

No.	W-L	Date	Site	Dal-Opp	Series	Dallas High Scorer	Dallas High Reb.	Opp High Scorer	Attendance
1	L	4/19	New Orleans Arena	92-104	0-1	Nowitzki 31	Nowitzki 10	Paul 35	(c)17,446
2	L	4/22	New Orleans Arena	103-127	0-2	Nowitzki 27	Bass 8	Paul 32	(c)17,855
3	W	4/25	AA Center	97-87	1-2	Nowitzki 32	Nowitzki 19	Pargo30	(c)20,839
4	L	4/27	AA Center	84-97	1-3	Nowitzki 22	Nowitzki 13	West 24	(c)20,644
5	L	4/29	New Orleans Arena	94-99	1-4	Nowitzki 22	Nowitzki 13	West 24	(c)18,260

2007 PLAYOFFS

FIRST ROUND vs. GOLDEN STATE

No.	W-L	Date	Site	Dal-Opp	Series	Dallas High Scorer	Dallas High Reb.	Opp High Scorer	Attendance
1	L	4/22	AA Center	85-97	0-1	Howard 21	Howard 13	Davis 33	(c)20,732
2	W	4/25	AA Center	112-99	1-1	Terry 28	Howard 11	Jackson 30	(c)20,867
3	L	4/27	ORACLE Arena	91-109	1-2	2 tied with 20	Nowitzki 12	Richardson 30	(c)20,629
4	L	4/29	ORACLE Arena	99-103	1-3	Nowitzki 23	Nowitzki 15	Davis 33	(c)20,672
5	W	5/1	AA Center	118-112	2-3	Nowitzki 30	Nowitzki 12	Davis 27	(c)21,041
6	L	5/3	ORACLE Arena	86-111	2-4	2 tied with 20	Nowitzki 10	Jackson 33	(c)20,677

2006 PLAYOFFS

FIRST ROUND vs. MEMPHIS

No.	W-L	Date	Site	Dal-Opp	Series	Dallas High Scorer	Dallas High Reb.	Opp High Scorer	Attendance
1	W	4/23	AA Center	103-93	1-0	Nowitzki 31	Dampier 12	Gasol 24	(c)20,340
2	W	4/26	AA Center	94-79	2-0	Nowitzki 31	3 tied with 6	Gasol 16	(c)20,612
3	W	4/29	FedEx Forum	94-89 (OT)	3-0	Nowitzki 36	3 tied with 9	Atkins 20	17,871
4	W	5/1	FedEx Forum	102-76	4-0	Nowitzki 27	Howard 9	Gasol 25	15,104

CONFERENCE SEMIFINALS vs. SAN ANTONIO

No.	W-L	Date	Site	Dal-Opp	Series	Dallas High Scorer	Dallas High Reb.	Opp High Scorer	Attendance
1	L	5/7	AT&T Center	85-87	0-1	Stackhouse 24	Nowitzki 14	Duncan 31	(c)18,797
2	W	5/9	AT&T Center	113-91	1-1	Howard 27	Howard/Nowitzki 9	Duncan 28	(c)18,797
3	W	5/13	AA Center	104-103	2-1	Nowitzki 27	Nowitzki 15	Duncan 35	(c)20,865
4	W	5/15	AA Center	123-118 (OT)	3-1	Terry 32	Dampier/Nowitzki 9	Parker 33	(c)20,969
5	L	5/17	AT&T Center	97-98	3-2	Nowitzki 31	Nowitzki 10	Duncan 36	(c)18,797
6	L	5/19	AA Center	86-91	3-3	Nowitzki 26	Nowitzki 21	Ginobili 30	(c)20,986
7	W	5/22	AT&T Center	119-111 (OT)	4-3	Nowitzki 37	Nowitzki 15	Duncan 41	(c)18,797

CONFERENCE FINALS vs. PHOENIX

No.	W-L	Date	Site	Dal-Opp	Series	Dallas High Scorer	Dallas High Reb.	Opp High Scorer	Attendance
1	L	5/24	AA Center	118-121	0-1	Harris 30	Nowitzki 19	Diaw 34	(c)20,789
2	W	5/26	AA Center	105-98	1-1	Nowitzki 30	Nowitzki 14	Diaw 25	(c)20,934
3	W	5/28	US Airways Center	95-88	2-1	Nowitzki 28	Nowitzki 17	Nash 21	(c)18,422
4	L	5/30	US Airways Center	86-106	2-2	Howard 16	Howard 9	Barbosa 24	(c)18,422
5	W	6/1	AA Center	117-101	3-2	Nowitzki 50	Nowitzki 12	T. Thomas 26	(c)20,977
6	W	6/3	US Airways Center	102-93	4-2	Nowitzki 24	Howard 15	Diaw 30	(c)18,422

NBA FINALS vs. MIAMI

No.	W-L	Date	Site	Dal-Opp	Series	Dallas High Scorer	Dallas High Reb.	Opp High Scorer	Attendance
1	W	6/8	AA Center	90-80	1-0	Terry 32	Howard 12	Wade 28	(c)20,475
2	W	6/11	AA Center	99-85	2-0	Nowitzki 26	Nowitzki 16	Wade 23	(c)20,459
3	L	6/13	AA Arena	96-98	2-1	Nowitzki 30	Dampier 9	Wade 42	(c)20,145
4	L	6/15	AA Arena	74-98	2-2	Terry 17	Nowitzki 9	Wade 36	(c)20,145
5	L	6/18	AA Arena	100-101 (OT)	2-3	Terry 35	Howard 10	Wade 43	(c)20,145
6	L	6/20	AA Center	92-95	2-4	Nowitzki 29	Nowitzki 15	Wade 36	(c)20,522

2005 PLAYOFFS

FIRST ROUND vs. HOUSTON

No.	W-L	Date	Site	Dal-Opp	Series	Dallas High Scorer	Dallas High Reb.	Opp High Scorer	Attendance
1	L	4/23	AA Center	86-98	0-1	Nowitzki 21	Howard 10	McGrady 34	(c)20,768
2	L	4/25	AA Center	111-113	0-2	Nowitzki 26	Dampier 9	Yao 33	(c)20,884
3	W	4/28	Toyota Center	106-102	1-2	Nowitzki 28	ED/DN/JT 6	McGrady 28	(c)18,199
4	W	4/30	Toyota Center	97-93	2-2	Terry 32	Nowitzki 7	McGrady 36	(c)18,211
5	W	5/2	AA Center	103-100	3-2	Nowitzki 23	Nowitzki 13	Yao 30	(c)20,894
6	L	5/5	Toyota Center	83-101	3-3	Stackhouse 21	Nowitzki 13	McGrady 37	(c)18,215
7	W	5/7	AA Center	116-76	4-3	Terry 31	Nowitzki 14	Yao 33	(c)20,884

CONFERENCE SEMIFINALS vs. PHOENIX

No.	W-L	Date	Site	Dal-Opp	Series	Dallas High Scorer	Dallas High Reb.	Opp High Scorer	Attendance
1	L	5/9	Amer. West Arena	102-127	0-1	Nowitzki 28	Nowitzki 13	Stoudemire 40	(c)18,422
2	W	5/11	Amer. West Arena	108-106	1-1	Finley 31	Dampier/Nowitzki 12	Stoudemire 30	(c)18,422
3	L	5/13	AA Center	102-119	1-2	Nowitzki 21	Nowitzki 13	Stoudemire 37	(c)20,896
4	W	5/15	AA Center	119-109	2-2	Howard 29	Dampier 11	Nash 48	(c)20,894
5	L	5/18	Amer. West Arena	108-114	2-3	Nowitzki 34	Dampier 14	Nash 34	(c)18,422
6	L	5/20	AA Center	126-130 (OT)	2-4	Terry 36	Howard 14	Nash 39	(c)20,915

2004 PLAYOFFS

FIRST ROUND vs. SACRAMENTO

No.	W-L	Date	Site	Dal-Opp	Series	Dallas High Scorer	Dallas High Reb.	Opp High Scorer	Attendance
1	L	4/18	ARCO Arena	105-116	0-1	Nowitzki 32	Nowitzki 13	Stojakovic 28	(c)17,317
2	L	4/20	ARCO Arena	79-83	0-2	Nowitzki 28	Nowitzki 11	Bibby 24	(c)17,317
3	W	4/24	AA Center	104-79	1-2	Daniels 22	Howard 14	Bibby/Webber 22	(c)20,580
4	L	4/26	AA Center	92-94	1-3	Nowitzki 21	Nowitzki 14	Bibby 22	(c)20,677
5	L	4/29	ARCO Arena	118-119	1-4	Nowitzki 31	Nowitzki 14	Bibby 36	(c)17,317



2003 PLAYOFFS

FIRST ROUND vs. PORTLAND

No.	W-L	Date	Site	Dal-Opp	Series	Dallas High Scorer	Dallas High Reb.	Opp High Scorer	Attendance
1	W	4/19	AA Center	96-86	1-0	Nowitzki 46	Nowitzki 10	Wallace 29	(c)20,336
2	W	4/23	AA Center	103-99	2-0	Nash 28	Nowitzki 9	Wells 45	(c)20,356
3	W	4/25	Rose Garden	115-103	3-0	Nowitzki 42	Nowitzki 10	Patterson 19	(c)19,980
4	L	4/27	Rose Garden	79-98	3-1	Nowitzki 26	Nowitzki 11	Randolph 25	(c)19,980
5	L	4/30	AA Center	99-103	3-2	Nowitzki 35	Nowitzki 11	Randolph 22	(c)20,438
6	L	5/2	Rose Garden	103-125	3-3	Nash 21	Griffin 8	Randolph 21	(c)20,602
7	W	5/4	AA Center	107-95	4-3	Nowitzki 31	Nowitzki 11	S'damire/Wallace 17	(c)20,281

CONFERENCE SEMIFINALS vs. SACRAMENTO

No.	W-L	Date	Site	Dal-Opp	Series	Dallas High Scorer	Dallas High Reb.	Opp High Scorer	Attendance
1	L	5/6	AA Center	113-124	0-1	Fin/Nash/V/Exel 20	Nowitzki 11	Stojakovic 26	(c)20,525
2	W	5/8	AA Center	132-110	1-1	Van Exel 36	Nowitzki 12	Webber 31	(c)20,491
3	W	5/10	ARCO Arena	141-137 (2OT)	2-1	Van Exel 40	Nowitzki 20	Stojakovic 39	(c)17,317
4	L	5/11	ARCO Arena	83-99	2-2	Bell/Finley 16	Nowitzki 11	Turkoglu 17	(c)17,317
5	W	5/13	AA Center	112-99	3-2	Nash 25	Nowitzki 15	Christie 21	(c)20,556
6	L	5/15	ARCO Arena	109-115	3-3	Van Exel 35	Nowitzki 12	Stojakovic 24	(c)17,317
7	W	5/17	AA Center	112-99	4-3	Nowitzki 30	Nowitzki 19	Bibby 25	(c)20,595

CONFERENCE FINALS vs. SAN ANTONIO

No.	W-L	Date	Site	Dal-Opp	Series	Dallas High Scorer	Dallas High Reb.	Opp High Scorer	Attendance
1	W	5/19	SBC Center	113-110	1-0	Nowitzki 38	Nowitzki 15	Duncan 40	(c)18,797
2	L	5/21	SBC Center	106-119	1-1	Finley 29	Finley/Nowitzki 10	Duncan 32	(c)18,797
3	L	5/23	AA Center	83-96	1-2	Van Exel 16	Nowitzki 9	Duncan 34	(c)20,695
4	L	5/25	AA Center	95-102	1-3	Finley/Nash 25	Williams/Van Exel 8	Parker 25	(c)20,561
5	W	5/27	SBC Center	103-91	2-3	Finley 31	Fin/Naj/Williams 8	Duncan 23	(c)18,797
6	L	5/29	AA Center	78-90	2-4	Van Exel 19	LaFrentz 12	Jackson 24	(c)20,812

2002 PLAYOFFS

FIRST ROUND vs. MINNESOTA

No.	W-L	Date	Site	Dal-Opp	Series	Dallas High Scorer	Dallas High Reb.	Opp High Scorer	Attendance
1	W	4/21	AA Center	101-94	1-0	Nowitzki 30	Nowitzki 15	Billups 25	(c)20,010
2	W	4/24	AA Center	122-110	2-0	Nowitzki 31	Nowitzki 15	Garnett 31	(c)20,084
3	W	4/28	Target Center	115-102	3-0	Nowitzki 39	Nowitzki 17	Garnett 22	(c)18,795

CONFERENCE SEMIFINALS vs. SACRAMENTO

No.	W-L	Date	Site	Dal-Opp	Series	Dallas High Scorer	Dallas High Reb.	Opp High Scorer	Attendance
1	L	5/4	ARCO Arena	91-108	0-1	Nowitzki 23	Nowitzki 14	Stojakovic 26	(c)17,317
2	W	5/6	ARCO Arena	110-102	1-1	Nash 30	Nowitzki 15	Webber/Bibby 22	(c)17,317
3	L	5/9	AA Center	119-125	1-2	Finley 37	LaFrentz 13	Webber 31	(c)20,265
4	L	5/11	AA Center	113-115 (OT)	1-3	Nowitzki 31	Nowitzki 12	Webber 30	(c)20,274
5	L	5/13	ARCO Arena	101-114	1-4	Nowitzki 32	Nowitzki 12	Webber/Bibby 23	(c)17,317

2001 PLAYOFFS

FIRST ROUND vs. UTAH

No.	W-L	Date	Site	Dal-Opp	Series	Dallas High Scorer	Dallas High Reb.	Opp High Scorer	Attendance
1	L	4/21	Delta Center	86-88	0-1	Finley 26	Nowitzki 12	Malone 26	19,100
2	L	4/24	Delta Center	98-109	0-2	Finley 32	Finley/Bradley 8	Malone 34	(c)19,911
3	W	4/28	Reunion Arena	94-91	1-2	Nowitzki 33	Howard 11	Malone 29	(c)18,187
4	W	5/1	Reunion Arena	107-77	2-2	Nowitzki 33	Finley 12	Malone 25	(c)18,300
5	W	5/3	Delta Center	84-83	3-2	Finley 33	Howard 8	Malone 24	(c)19,911

CONFERENCE SEMIFINALS vs. SAN ANTONIO

No.	W-L	Date	Site	Dal-Opp	Series	Dallas High Scorer	Dallas High Reb.	Opp High Scorer	Attendance
1	L	5/5	Alamodome	78-94	0-1	Finley 17	Bradley 12	Duncan 31	32,798
2	L	5/7	Alamodome	86-100	0-2	Finley 24	Howard 11	Duncan 25	27,690
3	L	5/9	Reunion Arena	90-104	0-3	Nowitzki 15	Buckner 12	Robinson 19	(c)18,237
4	W	5/12	Reunion Arena	112-108	1-3	Nowitzki 30	Nowitzki 9	Duncan 29	(c)18,187
5	L	5/14	Alamodome	87-105	1-4	Nowitzki 42	Nowitzki 18	Duncan 32	25,853

1990 PLAYOFFS

FIRST ROUND vs. PORTLAND

No.	W-L	Date	Site	Dal-Opp	Series	Dallas High Scorer	Dallas High Reb.	Opp High Scorer	Attendance
1	L	4/26	Port. Mem. Col.	102-109	0-1	Harper 24	Tarpley 14	Porter 28	(c)12,884
2	L	4/28	Port. Mem. Col.	107-114	0-2	Harper 23	Tarpley 17	Duckworth 18	(c)12,884
3	L	5/1	Reunion Arena	92-106	0-3	Blackman 23	Tarpley 15	Kersey 29	(c)17,007

1988 PLAYOFFS

FIRST ROUND vs. HOUSTON

No.	W-L	Date	Site	Dal-Opp	Series	Dallas High Scorer	Dallas High Reb.	Opp High Scorer	Attendance
1	W	4/28	Reunion Arena	120-110	1-0	Tarpley 24	Tarpley 9	Olajuwon 34	(c)17,007
2	L	4/30	Reunion Arena	108-119	1-1	Tarpley 23	Tarpley 13	Floyd 42	(c)17,007
3	W	5/3	Summit	93-92	2-1	Tarpley 17	Tarpley 13	Olajuwon 35	(c)16,611
4	W	5/5	Summit	107-97	3-1	Aguirre 38	Donaldson 10	Olajuwon 40	(c)16,611

CONFERENCE SEMIFINALS vs. DENVER

No.	W-L	Date	Site	Dal-Opp	Series	Dallas High Scorer	Dallas High Reb.	Opp High Scorer	Attendance
1	L	5/10	McNichols	115-126	0-1	Aguirre 26	Donaldson 13	Lever 30	(c)17,022
2	W	5/12	McNichols	112-108	1-1	Blackman 31	Donaldson 13	English/Lever 22	(c)17,022
3	L	5/14	Reunion Arena	105-107	1-2	Perkins 17	Tarpley 15	English 23	(c)17,007
4	W	5/15	Reunion Arena	124-103	2-2	Aguirre 34	Tarpley 13	English 24	(c)17,007
5	W	5/17	McNichols	110-106	3-2	Aguirre 25	Tarpley 16	Schayes 33	(c)17,022
6	W	5/19	Reunion Arena	108-95	4-2	RB/SP 23	Tarpley 19	English 34	(c)17,007

CONFERENCE FINALS vs. L.A. LAKERS

No.	W-L	Date	Site	Dal-Opp	Series	Dallas High Scorer	Dallas High Reb.	Opp High Scorer	Attendance
1	L	5/23	Forum	98-113	0-1	RT/MA/RB 18	Tarpley 20	Worthy 28	(c)17,505
2	L	5/25	Forum	101-123	0-2	Aguirre 28	Tarpley 13	Scott 30	(c)17,505
3	W	5/27	Reunion Arena	106-94	1-2	Aguirre 23	Tarpley 20	Worthy 19	(c)17,007
4	W	5/29	Reunion Arena	118-104	2-2	Harper 35	Tarpley 13	Johnson 28	(c)17,007
5	L	5/31	Forum	102-119	2-3	Aguirre 31	Tarpley 11	Worthy 28	(c)17,505
6	W	6/2	Reunion Arena	105-103	3-3	Aguirre 23	Aguirre 13	Worthy/Scott 27	(c)17,007
7	L	6/4	Forum	102-117	3-4	Aguirre 24	Donaldson 14	Worthy 28	(c)17,505



1987 PLAYOFFS

FIRST ROUND vs. SEATTLE

No.	W-L	Date	Site	Dal-Opp	Series	Dallas High Scorer	Dallas High Reb.	Opp High Scorer	Attendance
1	W	4/23	Reunion Arena	151-129	1-0	Aguirre 28	Tarpley 11	Chambers 35	(c)17,007
2	L	4/25	Reunion Arena	110-112	1-1	Aguirre 28	Tarpley 8	Ellis 32	(c)17,007
3	L	4/28	Hec Ed	107-117	1-2	Harper 30	Perkins 11	Ellis 43	(c)8,150
4	L	4/30	Hec Ed	98-124	1-3	Blackman 25	Tarpley 17	Chambers 31	(c)8,150

1986 PLAYOFFS

FIRST ROUND vs. UTAH

No.	W-L	Date	Site	Dal-Opp	Series	Dallas High Scorer	Dallas High Reb.	Opp High Scorer	Attendance
1	W	4/18	Reunion Arena	101-93	1-0	Blackman 25	Perkins 15	Malone 23	(c)17,007
2	W	4/20	Reunion Arena	113-106	2-0	Aguirre 27	Perkins 10	Malone 31	(c)17,007
3	L	4/23	Salt Palace	98-100	2-1	Donaldson 17	Donaldson 20	Green 32	11,635
4	W	4/25	Salt Palace	117-113	3-1	Perkins 29	Perkins 12	Bailey 24	(c)12,683

CONFERENCE SEMIFINALS vs. L.A. LAKERS

No.	W-L	Date	Site	Dal-Opp	Series	Dallas High Scorer	Dallas High Reb.	Opp High Scorer	Attendance
1	L	4/27	Forum	116-130	0-1	Vincent 18	Donaldson 10	Abdul-Jabbar 28	(c)17,505
2	L	4/30	Forum	113-117	0-2	Aguirre 28	Aguirre 12	Abdul-Jabbar 26	(c)17,505
3	W	5/2	Reunion Arena	110-108	1-2	Aguirre 27	Donaldson 14	Abdul-Jabbar 28	(c)17,007
4	W	5/4	Reunion Arena	120-118	2-2	Aguirre 39	Donaldson 11	Abdul-Jabbar 33	(c)17,007
5	L	5/6	Forum	113-116	2-3	Aguirre 27	Donaldson 8	Abdul-Jabbar 34	(c)17,505
6	L	5/8	Reunion Arena	107-120	2-4	Aguirre 28	Donaldson 18	Abdul-Jabbar 27	(c)17,007

1985 PLAYOFFS

FIRST ROUND VS. PORTLAND

No.	W-L	Date	Site	Dal-Opp	Series	Dallas High Scorer	Dallas High Reb.	Opp High Scorer	Attendance
1	W	4/18	Reunion	139-131 (2OT)	1-0	Blackman 43	Aguirre 14	Vandeweghe 25	(c)17,007
2	L	4/20	Reunion	121-124 (OT)	1-1	Blackman 41	Perkins 19	Vandeweghe 27	(c)17,007
3	L	4/23	Port. Mem. Col.	109-122	1-2	MA/RB 30	JV/SP 9	Vandeweghe 24	(c)12,666
4	L	4/25	Port. Mem. Col.	113-115	1-3	Aguirre 39	Perkins 10	Vandeweghe 27	(c)12,666

1984 PLAYOFFS

FIRST ROUND vs. SEATTLE

No.	W-L	Date	Site	Dal-Opp	Series	Dallas High Scorer	Dallas High Reb.	Opp High Scorer	Attendance
1	W	4/17	Reunion Arena	88-86	1-0	Aguirre 20	Aguirre 11	Williams 37	(c)17,007
2	L	4/19	Reunion Arena	92-95	1-1	Blackman 28	Aguirre 17	Chambers 30	(c)17,007
3	L	4/21	Seattle Col.	94-104	1-2	Blackman 27	Vincent 10	Sikma 23	10,229
4	W	4/24	Kingdome	107-96	2-2	Aguirre 29	MA/JV 11	Sikma 27	11,893
5	W	4/26	Moody Col.	105-104 (OT)	3-2	Blackman 29	Vincent 10	Williams 27	(c)9,007

CONFERENCE SEMIFINALS vs. L.A. LAKERS

No.	W-L	Date	Site	Dal-Opp	Series	Dallas High Scorer	Dallas High Reb.	Opp High Scorer	Attendance
1	L	4/28	Forum	91-134	0-1	Aguirre 16	Nimphius 10	McGee 25	13,512
2	L	5/1	Forum	101-117	0-2	Blackman 27	Ellis 8	Johnson 27	15,298
3	W	5/4	Reunion Arena	125-115	1-2	Blackman 31	Cummings 14	Johnson 24	(c)17,007
4	L	5/6	Reunion Arena	115-122 (OT)	1-3	Aguirre 34	MA/JV 7	Abdul-Jabbar 33	(c)17,000
5	L	5/8	Forum	99-115	1-4	Blackman 25	Ellis 10	McGee 27	15,644

TOP PERFORMANCES

MAVERICKS PLAYOFF BESTS POINTS

50	Dirk Nowitzki	vs. Phoenix	6/1/06
48	Dirk Nowitzki	vs. Oklahoma City	5/17/11
46	Dirk Nowitzki	vs. Portland	4/19/03
44	Dirk Nowitzki	vs. Denver	5/11/09
43	Rolando Blackman	vs. Portland (2OT)	4/18/85
42	Dirk Nowitzki	at Portland	4/25/03
42	Dirk Nowitzki	at San Antonio	5/14/01
41	Rolando Blackman	vs. Portland (OT)	4/20/85
40	Dirk Nowitzki	at Oklahoma City (OT)	5/23/11
40	Nick Van Exel	at Sacramento (2OT)	5/10/03
39	Dirk Nowitzki	at Minnesota	4/28/02
39	Mark Aguirre	vs. Los Angeles Lakers	5/4/86
39	Mark Aguirre	at Portland	4/25/85

REBOUNDS

21	Dirk Nowitzki	vs. San Antonio	5/19/06
20	Tyson Chandler	vs. Portland	4/25/11
20	Dirk Nowitzki	at Sacramento (2OT)	5/10/03
20	Roy Tarpley	vs. Los Angeles Lakers	5/27/88
20	Roy Tarpley	at Los Angeles Lakers	5/23/88
20	James Donaldson	at Utah	4/23/86
19	Dirk Nowitzki	vs. New Orleans	4/25/08
19	Dirk Nowitzki	vs. Phoenix	5/24/06
19	Dirk Nowitzki	vs. Sacramento	5/17/03
19	Roy Tarpley	vs. Denver	5/19/88
19	Sam Perkins	vs. Portland (OT)	4/20/85

ASSISTS

16	Derek Harper	at Los Angeles Lakers	4/30/86
15	Steve Nash	vs. Sacramento	5/9/02
14	Jason Kidd	vs. Portland	4/25/11
14	Steve Nash	at Sacramento	4/29/04
14	Steve Nash	vs. San Antonio	5/12/01
13	J.J. Barea	vs. Houston	4/26/15
13	Steve Nash	vs. Sacramento	5/17/03

OPPONENTS PLAYOFF BESTS POINTS

48	Steve Nash	Phoenix	5/15/05
45	Bonzi Wells	Portland	4/23/03
43	Tony Parker	San Antonio	4/25/09
43	Dwyane Wade	at Miami (OT)	6/18/06
43	Dale Ellis	at Seattle	4/28/87
42	James Harden	Houston	4/24/15
42	Dwyane Wade	at Miami	6/13/06
42	Sleepy Floyd	Houston	4/30/88
41	Carmelo Anthony	Denver	5/11/09
41	Tim Duncan	at San Antonio (OT)	5/22/06
41	Hakeem Olajuwon	Houston	4/30/88
40	Kevin Durant	Oklahoma City	5/17/11
40	Amar'e Stoudemire	at Phoenix	5/9/05
40	Tim Duncan	at San Antonio	5/19/03
40	Hakeem Olajuwon	at Houston	5/5/88

REBOUNDS

26	Dwight Howard	Houston	4/24/15
26	Hakeem Olajuwon	Houston	4/30/88
24	Tim Duncan	San Antonio	5/23/03
22	Tim Duncan	at San Antonio	5/7/01
21	Kevin Garnett	Minnesota	4/21/02
20	Tim Duncan	San Antonio	5/25/03
20	Tim Duncan	at San Antonio	5/14/01
20	Sam Bowie	Portland (OT)	4/20/85

ASSISTS

20	Magic Johnson	at Los Angeles Lakers	5/31/88
19	Magic Johnson	at Los Angeles Lakers	5/25/88
18	John Stockton	at Utah	4/21/01
17	Chris Paul	New Orleans	4/22/08
17	Steve Nash	Phoenix	5/13/05
17	Magic Johnson	Los Angeles Lakers	5/8/86
\$		at Hec Edmundson Pavilion	



MAVS LEADERS

POINTS

DIRK NOWITZKI	3,663
Jason Terry	1,466
Rolando Blackman	1,039
Mark Aguirre	1,035
Michael Finley	995

FIELD GOALS

DIRK NOWITZKI	1,220
Jason Terry	532
Mark Aguirre	415
Rolando Blackman	409
Michael Finley	363

FIELD GOAL ATTEMPTS

DIRK NOWITZKI	2,642
Jason Terry	1,188
Michael Finley	870
Mark Aguirre	843
Rolando Blackman	822

FIELD GOAL PERCENTAGE

(minimum 100 attempts)	
James Donaldson	.688
Tyson Chandler	.598
Erick Dampier	.541
Brad Davis	.530
Roy Tarpley	.510

3-PT FIELD GOALS

Jason Terry	167
DIRK NOWITZKI	149
Michael Finley	109
Jason Kidd	88
Steve Nash	79

3-PT FIELD GOAL ATTEMPTS

Jason Terry	424
DIRK NOWITZKI	408
Michael Finley	285
Jason Kidd	229
Steve Nash	176

3-PT FIELD GOAL PERCENT-

AGE	(minimum 30 attempts)
Steve Nash	.449
Vince Carter	.439
Brad Davis	.438
Jason Terry	.394
Jason Kidd	.384

FREE THROWS

DIRK NOWITZKI	1,074
Jason Terry	235
Rolando Blackman	218
Josh Howard	208
Mark Aguirre	189

FREE THROW ATTEMPTS

DIRK NOWITZKI	1,204
Jason Terry	284
Josh Howard	266
Mark Aguirre	260
Rolando Blackman	250

FREE THROW PERCENTAGE

(minimum 80 attempts)	
Steve Nash	.901
DIRK NOWITZKI	.892
Rolando Blackman	.872
Jay Vincent	.864
Michael Finley	.851

OFFENSIVE REBOUNDS

DIRK NOWITZKI	212
Erick Dampier	170
Josh Howard	128
Roy Tarpley	115
Sam Perkins	107

DEFENSIVE REBOUNDS

DIRK NOWITZKI	1,234
Josh Howard	316
Michael Finley	220
Jason Kidd	215
James Donaldson	211

REBOUNDS

DIRK NOWITZKI	1,446
Josh Howard	444
Erick Dampier	356
Roy Tarpley	307
Sam Perkins	302

ASSISTS

DIRK NOWITZKI	360
Steve Nash	324
Jason Kidd	312
Jason Terry	302
Derek Harper	295

FOULS

DIRK NOWITZKI	407
Josh Howard	213
Erick Dampier	213
Jason Terry	199
Mark Aguirre	142

STEALS

DIRK NOWITZKI	149
Jason Kidd	95
Jason Terry	87
Derek Harper	83
Michael Finley	71

TURNOVERS

DIRK NOWITZKI	328
Jason Terry	158
Josh Howard	129
Steve Nash	118
Mark Aguirre	115

BLOCKS

DIRK NOWITZKI	129
Raef LaFrentz	65
Erick Dampier	59
Shawn Bradley	47
Roy Tarpley	43

MINUTES

DIRK NOWITZKI	5,895
Jason Terry	3,076
Michael Finley	2,316
Josh Howard	2,052
Rolando Blackman	1,889

GAMES

DIRK NOWITZKI	145
Jason Terry	87
Josh Howard	62
Erick Dampier	57
Michael Finley	56

STARTS

DIRK NOWITZKI	145
Josh Howard	57
Michael Finley	56
Rolando Blackman	48
Jason Terry	46

DISQUALIFICATIONS

Erick Dampier	5
Mark Aguirre	5
Raef LaFrentz	5
Josh Howard	4
Sam Perkins	4
Roy Tarpley	4

*Current players in CAPS

INDIVIDUAL RECORDS

POINTS

7-Game Series	209	Dirk Nowitzki vs. Portland (29.9) 2003
6-Game Series	168	Dirk Nowitzki vs. Phoenix (28.0) 2006
5-Game Series	172	Dirk Nowitzki vs. Denver (34.4) 2009
4-Game Series	131	Rolando Blackman vs. Portland (32.8) 1985
3-Game Series	100	Dirk Nowitzki vs. Minnesota (33.3) 2002
Game	50	Dirk Nowitzki vs. Phoenix 6/1/06
Half	35	Rolando Blackman vs. Portland (2nd) 4/20/85
Period	27	Mark Aguirre at Houston (3rd) 5/5/88
Overtime	9	Rolando Blackman vs. Portland (1st) 4/20/85

FIELD GOALS

7-Game Series	75	Dirk Nowitzki vs. Portland (75-144) 2003
6-Game Series	71	Mark Aguirre vs. L.A. Lakers (71-138) 1986
5-Game Series	55	Dirk Nowitzki vs. Denver (55-103) 2009
4-Game Series	47	Rolando Blackman vs. Portland (47-92) 1985
3-Game Series	30	Dirk Nowitzki vs. Minnesota (30-57) 2002
Game	19	Rolando Blackman vs. Portland (2OT) (19-33) 4/18/85
	19	Mark Aguirre vs. L.A. Lakers (19-30) 5/4/86
Half	15	Rolando Blackman vs. Portland (2nd) (15-20) 4/20/85*
Period	10	Mark Aguirre vs. L.A. Lakers (1st) (10-13) 5/4/86
Overtime	4	Rolando Blackman vs. Portland (1st) (4-5) 4/20/85

FIELD GOAL ATTEMPTS

7-Game Series	144	Dirk Nowitzki vs. Portland (75-144) 2003
6-Game Series	138	Mark Aguirre vs. L.A. Lakers (71-138) 1986
5-Game Series	111	Monta Ellis vs. Houston (52-111) 2015
4-Game Series	92	Rolando Blackman vs. Portland (47-92) 1985
3-Game Series	57	Dirk Nowitzki vs. Minnesota (30-57) 2002
Game	33	Rolando Blackman vs. Portland (2OT) (19-33) 4/18/85
	30	Mark Aguirre vs. L.A. Lakers (19-30) 5/4/86
Half	20	Rolando Blackman vs. Portland (2nd) (15-20) 4/20/85*
	20	Rolando Blackman vs. Portland (2nd) (14-20) 4/18/85**
Period	13	Mark Aguirre vs. L.A. Lakers (1st) (10-13) 5/4/86
Overtime	6	Jason Terry vs. San Antonio (1st) (2-6) 5/15/06
	6	Rolando Blackman vs. Portland (2nd) (3-6) 4/18/85

FIELD GOAL PERCENTAGE

7-Game Series	.833	Brandon Wright vs. San Antonio Spurs (15-18) 2014
6-Game Series	.781#	James Donaldson vs. L.A. Lakers (25-32) 1986
5-Game Series	.682	Erick Dampier vs. San Antonio (15-22) 2009
4-Game Series	.731	James Donaldson vs. Houston (19-26) 1988
3-Game Series	.692	James Donaldson vs. Portland (9-13) 1990
Game	1,000	Several times. Most without a miss:
	8	Brad Davis at Utah 4/25/86
Half	1,000	Several times. Most without a miss:
	8	Devin Harris vs. Phoenix 5/24/06
Period	1,000	Several times. Most without a miss:
	6	Five times. Most recently: Devin Harris vs. Phoenix (3rd) 5/24/06

3-PT FIELD GOALS

7-Game Series	24	Nick Van Exel vs. Sacramento (24-53) 2003
6-Game Series	15	Jason Kidd vs. Portland (15-38) 2011
5-Game Series	14	Jason Terry vs. New Orleans (14-32) 2008
4-Game Series	13	Jason Terry vs. L.A. Lakers (13-19) 2011
3-Game Series	8	Dirk Nowitzki vs. Minnesota (8-11) 2002
	8	Steve Nash vs. Minnesota (8-18) 2002
Game	9#	Jason Terry vs. L.A. Lakers (9-10) 5/8/11
Half	6	Jason Terry vs. L.A. Lakers (1st) (6-7) 5/8/11
Period	5	Jason Terry vs. L.A. Lakers (2nd) (5-6) 5/8/11
Overtime	2	Jason Terry vs. Phoenix (1st) (2-3) 5/20/05

3-PT FIELD GOAL ATTEMPTS

7-Game Series	53	Nick Van Exel vs. Sacramento (24-53) 2003
6-Game Series	41	Jason Terry vs. Miami (13-41) 2006
5-Game Series	35	Dirk Nowitzki vs. Utah (12-35) 2001
		Wesley Matthews vs. OKC (10-35) 2016
4-Game Series	26	Jason Kidd vs. Oklahoma City (9-26) 2012
3-Game Series	18	Steve Nash vs. Minnesota (8-18) 2002
Game	12	Nick Van Exel at Sacramento (2OT) 5/10/03
	12	Michael Finley vs. Sacramento (5-12) 5/8/03
Half	8	Michael Finley at Houston (2nd) (2-8) 5/5/05
	8	Nick Van Exel at Sacramento (2nd) (2-8) 5/15/03
Period	6	Jason Terry vs. L.A. Lakers (2nd) (5-6) 5/8/11
Overtime	3	Jason Terry vs. Phoenix (1st) (2-3) 5/20/05

**3-PT FIELD GOAL PERCENTAGE**

7-Game Series	.606	Jason Terry vs. Houston (20-33) 2005
6-Game Series	.750	Austin Croshere vs. Golden State (3-4) 2007
5-Game Series	1.000	Jose Barea vs. New Orleans (2-2) 2008
4-Game Series	.727	Dirk Nowitzki vs. L.A. Lakers (8-11) 2011
3-Game Series	.727	Dirk Nowitzki vs. Minnesota (8-11) 2002
Game	1.000	Several times. Most made without a miss: Peja Stojakovic vs. L.A. Lakers 5/8/11
Half	1.000	Several times. Most made without a miss: Michael Finley at Phoenix (2nd) 5/11/05
Period	1.000	Dirk Nowitzki vs. Sacramento (1st) 5/8/03
Overtime	1.000	Several times. Most made without a miss: Deron Williams at Oklahoma City (1st) 4/18/16
		Jason Terry vs. L.A. Lakers (3rd) 5/8/11
		Jason Terry at Portland (3rd) 4/21/11
		Jerry Stackhouse vs. Miami (2nd) 6/11/06
		Michael Finley vs. Houston (1st) 5/7/05
		Dirk Nowitzki at Portland (4th) 4/25/03
		Several times. Most made without a miss: Five times. Most recently: Dirk Nowitzki at Memphis (1st) 4/29/06
		Josh Howard at Memphis (1st) 4/29/06

FREE THROWS

7-Game Series	73	Dirk Nowitzki vs. San Antonio (73-80) 2006
6-Game Series	56	Dirk Nowitzki vs. Portland (56-63) 2011
5-Game Series	59	Dirk Nowitzki vs. Oklahoma City (59-61) 2011
4-Game Series	38	Dirk Nowitzki vs. Oklahoma City (38-42) 2012
3-Game Series	32	Dirk Nowitzki vs. Minnesota (32-36) 2002
Game	24	Dirk Nowitzki vs. Oklahoma City (24-24) 5/17/11
Half	19	Dirk Nowitzki vs. Oklahoma City (2nd) (19-19) 5/17/11
Period	13	Dirk Nowitzki vs. Oklahoma City (3rd) (13-13) 5/17/11
Overtime	13	Dirk Nowitzki vs. Portland (4th) (13-13) 4/16/11
	4	Jason Terry at San Antonio (1st) (4-4) 5/22/06

FREE THROW ATTEMPTS

7-Game Series	80	Dirk Nowitzki vs. San Antonio (73-80) 2006
6-Game Series	63	Dirk Nowitzki vs. Portland (56-63) 2011
5-Game Series	62	Dirk Nowitzki vs. Denver (57-62) 2009
4-Game Series	42	Dirk Nowitzki vs. Oklahoma City (38-42) 2012
3-Game Series	36	Dirk Nowitzki vs. Minnesota (32-36) 2002
Game	24	Dirk Nowitzki vs. Oklahoma City (24-24) 5/17/11
Half	19	Dirk Nowitzki vs. San Antonio (21-24) 5/13/06
Period	13	Dirk Nowitzki vs. Oklahoma City (2nd) (19-19) 5/17/11
Overtime	13	Dirk Nowitzki vs. Oklahoma City (3rd) (13-13) 5/17/11
	4	Jason Terry at San Antonio (1st) (4-4) 5/22/06
	4	Jay Vincent vs. Seattle (1st) (2-4) 4/26/84

FREE THROW PERCENTAGE

7-Game Series	.944	Jason Terry vs. San Antonio (17-18) 2006
6-Game Series	1.000	Jason Kidd vs. Portland (3-3) 2011
	1.000	Shawn Marion vs. Portland (7-7) 2011
	1.000#	Michael Finley vs. San Antonio (32-32) 2003
	1.000	Dirk Nowitzki vs. San Antonio (22-22) 2003
	1.000	Several times. Most made without a miss: Pat Cummings vs. Seattle (9-9) 1984
5-Game Series	1.000	Delonte West vs. Oklahoma City (5-5) 2012
4-Game Series	1.000	Brad Davis vs. Houston (13-13) 1988
3-Game Series	1.000	Steve Nash vs. Minnesota (17-17) 2002
Game	1.000	Rolando Blackman vs. Portland (10-10) 1990
Half	1.000	Several times. Most made without a miss: Dirk Nowitzki vs. Oklahoma City 5/17/11
Period	1.000	Several times. Most made without a miss: Dirk Nowitzki vs. Oklahoma City (2nd) 5/17/11
Overtime	1.000	Several times. Most made without a miss: Dirk Nowitzki vs. Oklahoma City (3rd) 5/17/11
	1.000	Dirk Nowitzki vs. Portland (4th) 4/16/11
	1.000	Several times. Most made without a miss: Jason Terry at San Antonio (1st) 5/22/06

OFFENSIVE REBOUNDS

7-Game Series	44	Roy Tarpley vs. L.A. Lakers 1988
6-Game Series	31	Roy Tarpley vs. Denver 1988
5-Game Series	27	Tyson Chandler vs. Houston 2015
4-Game Series	19	Erick Dampier vs. Memphis 2006
3-Game Series	10	Sam Perkins vs. Portland 1990
Game	13	Tyson Chandler vs. Portland 4/25/11
Half	7	Tyson Chandler vs. Portland (2nd) 4/25/11
Period	7	Roy Tarpley vs. L.A. Lakers (1st) 5/27/88
Overtime	6	Roy Tarpley vs. L.A. Lakers (2nd) 5/27/88
	2	Erick Dampier vs. San Antonio (1st) 5/15/06
	2	Sam Perkins vs. Portland (1st) 4/18/85

DEFENSIVE REBOUNDS

7-Game Series	91	Dirk Nowitzki vs. Sacramento 2003
6-Game Series	60	Dirk Nowitzki vs. Phoenix 2006
5-Game Series	50	Dirk Nowitzki vs. New Orleans 2008
4-Game Series	37	James Donaldson vs. Utah 1986
3-Game Series	42	Dirk Nowitzki vs. Minnesota 2002
Game	19	Dirk Nowitzki vs. San Antonio 5/19/06
Half	12	Dirk Nowitzki vs. San Antonio (2nd) 4/30/14
Period	9	James Donaldson vs. L.A. Lakers (3rd) 5/8/86
Overtime	9	Sam Perkins vs. Portland (1st) 4/20/85
	3	Jason Kidd at Oklahoma City (1st) 5/23/11
	3	Jay Vincent vs. Seattle (1st) 4/26/84

REBOUNDS

7-Game Series	100	Dirk Nowitzki vs. Sacramento 2003
6-Game Series	85	Roy Tarpley vs. Denver 1988
5-Game Series	60	Dirk Nowitzki vs. New Orleans 2008
4-Game Series	51	Sam Perkins vs. Portland 1985
3-Game Series	47	Dirk Nowitzki vs. Minnesota 2002
Game	21	Dirk Nowitzki vs. San Antonio 5/19/06
Half	14	Mark Aguirre vs. Seattle 4/19/84
Period	9	Four times. Most recently: Dirk Nowitzki vs. San Antonio (3rd) 5/19/06
Overtime	3	Jason Kidd at Oklahoma City (1st) 5/23/11
	3	Erick Dampier vs. San Antonio (1st) 5/15/06
	3	Michael Finley vs. Sacramento (1st) 5/11/02
	3	Jay Vincent vs. Seattle (1st) 4/26/84

ASSISTS

7-Game Series	54	Steve Nash vs. Portland 2003
	54	Derek Harper vs. L.A. Lakers 1988
6-Game Series	53	Derek Harper vs. L.A. Lakers 1986
5-Game Series	45	Steve Nash vs. Sacramento 2004
4-Game Series	33	Jason Kidd vs. L.A. Lakers 2011
3-Game Series	27	Steve Nash vs. Minnesota 2002
Game	16	Derek Harper at L.A. Lakers 4/30/86
Half	9	Jason Kidd vs. San Antonio (2nd) 4/18/10
	9	Steve Nash vs. Minnesota (2nd) 4/24/02
	9	Derek Harper at L.A. Lakers (2nd) 4/30/86
Period	7	Zaza Pachulia at Oklahoma City (2nd) 4/25/16
	7	Steve Nash vs. San Antonio (1st) 5/12/01
Overtime	2	Steve Nash at Sacramento (2nd) 5/10/03
	2	Steve Nash at Sacramento (1st) 5/10/03
	2	Rolando Blackman vs. Seattle (1st) 4/26/84

BLOCKED SHOTS

7-Game Series	18	Raef LaFrentz vs. Sacramento 2003
6-Game Series	16	Raef LaFrentz vs. San Antonio 2003
5-Game Series	15	Raef LaFrentz vs. Sacramento 2002
	15	Shawn Bradley vs. San Antonio 2001
	15	Shawn Bradley vs. Utah 2001
4-Game Series	9	Erick Dampier vs. Memphis 2006
3-Game Series	10	Roy Tarpley vs. Portland 1990
Game	6	Four times. Most recently: Raef LaFrentz at Sacramento 5/15/03
Half	6	Shawn Bradley at San Antonio (1st) 5/5/01
Period	5	Shawn Bradley at San Antonio (1st) 5/5/01
Overtime	2	Kurt Nimphius vs. Seattle (1st) 4/26/84

STEALS

7-Game Series	12	Derek Harper vs. L.A. Lakers 1988
	12	DeJuan Blair vs. San Antonio 2014
6-Game Series	16	Derek Harper vs. L.A. Lakers 1986
5-Game Series	17	Jason Kidd vs. Oklahoma City 2011
4-Game Series	12	Jason Kidd vs. Oklahoma City 2012
3-Game Series	9	Dirk Nowitzki vs. Minnesota 2002
Game	7	Jason Kidd at Oklahoma City 4/28/12
	7	Derek Harper at L.A. Lakers 4/30/86
Half	5	Four times. Most recently: Jason Kidd at Oklahoma City (2nd) 4/28/12
Period	4	Dirk Nowitzki vs. Houston (3rd) 5/2/05
Overtime	2	Jay Vincent vs. Portland (1st) 4/20/85

FOULS

7-Game Series	35	Erick Dampier vs. San Antonio 2006
	35	Josh Howard vs. Houston 2005
6-Game Series	29	Raef LaFrentz vs. San Antonio 2003
5-Game Series	24	Raef LaFrentz vs. Sacramento 2002
4-Game Series	21	Roy Tarpley vs. Houston 1988
3-Game Series	17	Sam Perkins vs. Portland 1990
Game	6	Several times. Most recently: Erick Dampier and Keith Van Horn at San Antonio 5/22/06
Half	6	Several times
Period	5	Three times. Most recently: Dirk Nowitzki vs. Minnesota (4th) 4/24/02
Overtime	3	Devin Harris at Miami (1st) 6/18/06
	3	Dirk Nowitzki vs. Phoenix (1st) 5/20/05

DISQUALIFICATIONS

7-Game Series	3	Josh Howard vs. Houston 2005
6-Game Series	2	Roy Tarpley vs. Denver 1988
5-Game Series	2	Mark Aguirre vs. Seattle 1984
4-Game Series	1	Several times. Most recently: Roy Tarpley vs. Houston 1988
3-Game Series	2	Sam Perkins vs. Portland 1990

TURNOVERS

7-Game Series	21	Dirk Nowitzki vs. San Antonio 2006
6-Game Series	21	Jason Kidd vs. Miami 2011
5-Game Series	22	Steve Nash vs. Sacramento 2002
4-Game Series	15	Jason Kidd vs. L.A. Lakers 2011
	15	Mark Aguirre vs. Portland 1985
3-Game Series	13	Rolando Blackman vs. Portland 1990
Game	9	Steve Nash vs. Sacramento (OT) 5/11/02
	8	Jason Kidd at Denver 5/3/09
Half	6	Jason Kidd at Denver (2nd) 5/3/09
Period	5	Jason Kidd at L.A. Lakers (3rd) 5/2/11
Overtime	2	Devin Harris vs. San Antonio (1st) 5/15/06

MINUTES

7-Game Series	310	Dirk Nowitzki vs. San Antonio 2006
6-Game Series	275	Michael Finley vs. San Antonio 2003
5-Game Series	234	Michael Finley vs. Sacramento 2002
4-Game Series	169	Rolando Blackman vs. Portland 1985
	169	Sam Perkins vs. Portland 1985
3-Game Series	139	Michael Finley vs. Minnesota 2002
Game (REG)	48	Several times. Most recently: Dirk Nowitzki at New Orleans 4/29/08
Game (1OT)	52	Michael Finley vs. Sacramento 5/11/02
Game (2OT)	58	Dirk Nowitzki at Sacramento 5/10/03



TEAM HIGHS AND LOWS

HIGHS

POINTS

7-Game Series	802	vs. Sacramento (114.6) 2003
6-Game Series	679	vs. L.A. Lakers (113.2) 1986
5-Game Series	550	vs. Houston (110.0) 2015
4-Game Series	482	vs. Portland (120.5) 1985
3-Game Series	338	vs. Minnesota (112.7) 2002
Game	151	vs. Seattle (129) 4/23/87
1st Half	83#	vs. Sacramento (61) 5/8/03
2nd Half	74	vs. Seattle (70) 4/23/87
1st Period	45#	vs. L.A. Lakers (33) 5/4/86
2nd Period	41	vs. Sacramento (28) 5/9/02
3rd Period	43	vs. Seattle (29) 4/23/87
4th Period	43	vs. Houston (37) 4/28/88
Overtime	18	at Memphis (13) (1st) 4/29/06
	18	vs. Portland (10) (2nd) 4/18/85

FIELD GOALS

59 vs. Seattle (59-99) 4/23/87

FIELD GOAL ATTEMPTS

112 vs. Portland (2OT) (54-112) 4/18/85
105 at Seattle (39-105) 4/30/87

FIELD GOAL PERCENTAGE

.603 vs. L.A. Lakers (44-73) 5/8/11

3-PT FIELD GOALS

20# vs. L.A. Lakers (20-32) 5/8/11

3-PT FIELD GOAL ATTEMPTS

42# at Sacramento (2OT) (19-42) 5/10/03
37 at Golden State (12-37) 5/3/07

3-PT FIELD GOAL %

1.000# vs. L.A. Lakers (5-5) 5/4/86
1.000# at Utah (5-5) 4/25/86

FREE THROWS

49 at San Antonio (49-50) 5/19/03

CONSECUTIVE FREE THROWS

51 at San Antonio (49) 5/19/03:
1st Period: Last 3; 2nd Period: 17; 3rd Period:
9; 4th Period: 20 at San Antonio (2) 5/21/03:
1st Period: First 2

FREE THROW ATTEMPTS

55 at Portland (48-55) 4/25/85

FREE THROW PERCENTAGE

1.000 Five times. Most recently: at Portland
(10-10) 4/23/10. Most without a miss: 24 vs.
Seattle 4/19/84

OFFENSIVE REBOUNDS

26 at Seattle 4/30/87

DEFENSIVE REBOUNDS

46 vs. San Antonio 4/23/09

REBOUNDS

58 vs. Sacramento 5/13/03

ASSISTS

36 Several times. Most recently: vs. Denver
5/15/88

FOULS

38 at Miami (OT) 6/18/06
36 at San Antonio 5/19/03

DISQUALIFICATIONS

3 at San Antonio (OT) 5/22/06
2 Six times. Most recently: at Houston 5/5/05

STEALS

19 vs. Sacramento 4/24/04

TURNOVERS

21 at Denver 5/12/88

BLOCKED SHOTS

11 at Sacramento 4/18/04
11 vs. Sacramento 5/13/03

LOWS

POINTS

7-Game Series	702	vs. Houston (100.3) 2005
	702	vs. Portland (100.3) 2003
6-Game Series	551	vs. Miami (91.8) 2006
5-Game Series	453	vs. San Antonio (90.6) 2001
4-Game Series	393	vs. Memphis (98.2) 2006
3-Game Series	301	vs. Portland (100.3) 1990
Game	70	at Oklahoma City (108) 4/16/16
1st Half	33	at Utah (48) 5/3/01; at OKC (59) 4/16/16
2nd Half	27	at Portland (49) 4/27/03
1st Period	8#	at San Antonio (22) 4/29/10
2nd Period	13	vs. San Antonio (32) 4/28/14
3rd Period	10	at Portland (33) 4/27/03
4th Period	7	at Miami (20) 6/15/06
Overtime	4	vs. Sacramento (6) (1st) 5/11/02

FIELD GOALS

24 vs. Houston (24-68) 4/23/05

FIELD GOAL ATTEMPTS

66 vs. Portland (27-66) 4/16/11
66 vs. San Antonio (32-66) 5/13/06

FIELD GOAL PERCENTAGE

.298 at Oklahoma City (25-84) 4/16/16

3-PT FIELD GOALS

0 Several times. Most recently: at San Antonio
(0-11) 5/14/01

3-PT FIELD GOAL ATTEMPTS

0 at Seattle 4/24/84

3-PT FIELD GOAL %

.000 Several times. Most attempted without a
make:
11 at San Antonio 5/14/01

FREE THROWS

4 vs. San Antonio (4-6) 5/23/03

FREE THROW ATTEMPTS

6 vs. San Antonio (4-6) 5/23/03

FREE THROW PERCENTAGE

.429 vs. Houston (9-21) 4/26/15

OFFENSIVE REBOUNDS

4 vs. Miami 6/9/11
4 vs. Minnesota 4/21/02

DEFENSIVE REBOUNDS

15 at Portland 5/2/03

REBOUNDS

26 vs. Miami 6/9/11

ASSISTS

8 at San Antonio 5/7/06

FOULS

12 vs. Phoenix 5/26/06

STEALS

1 vs. Denver 5/9/09
1 at Utah 4/24/01
1 at Seattle 4/24/84

TURNOVERS

6 Five times. Most recently: vs. Portland
4/19/11

BLOCKED SHOTS

0 at Oklahoma City 4/16/16
0 vs. Portland 4/23/03
0 vs. L.A. Lakers 5/8/86
0 at Oklahoma City 4/16/16



OPPONENT HIGHS

INDIVIDUAL PLAYOFF HIGHS

POINTS	48	Steve Nash, Phoenix 5/15/05
FIELD GOALS	20	Steve Nash, Phoenix (20-28) 5/15/05
FG ATTEMPTS	33	Kevin Durant, at Oklahoma City (7-33) 4/18/16
FIELD GOAL PCT	9	1.000 Several times. Most made without a miss: Bob Hansen, at Utah 4/25/86
3-PT FIELD GOALS	7	Stephen Jackson at Golden State (7-8) 5/3/07
3-PT FG ATTEMPTS	11	Kevin Durant, at Oklahoma City (2-11) 4/18/16
	11	Kevin Durant, at Oklahoma City (3-11) 4/25/16
3-PT FG PCT	1.000	Most made without a miss:
	5	Michael Finley, at San Antonio 4/18/09
	5	Mike Bibby, Sacramento 5/9/02
FREE THROWS	21	Dwyane Wade, at Miami (OT) (21-25) 6/18/06
	18	Kevin Durant, Oklahoma City (18-19) 5/17/11
FREE THROW ATTS	25	Dwyane Wade, at Miami (OT) (21-25) 6/18/06
	19	Kevin Durant, Oklahoma City (18-19) 5/17/11
	19	Tim Duncan, at San Antonio (12-19) 5/19/03
	19	Tim Duncan, San Antonio (11-19) 5/12/01
FREE THROW PCT	1.000	Several times. Most made without a miss:
	13	James Harden, at Houston 4/21/15
OFFENSIVE REBS	11	Dwight Howard, Houston 4/24/15
DEFENSIVE REBS	19	Hakeem Olajuwon, Houston 4/30/88
REBOUNDS	26	Dwight Howard, Houston 4/24/15
	26	Hakeem Olajuwon, Houston 4/30/88
ASSISTS	20	Magic Johnson, at L.A. Lakers 5/31/88
STEALS	6	Doug Christie, Sacramento (OT) 5/11/02
	5	Several times. Most recently: Kawhi Leonard, at San Antonio Spurs, 4/26/14
TURNOVERS	9	Kevin Durant at Oklahoma City (OT) 5/23/11
	9	Steve Nash, Phoenix 5/15/05
BLOCKED SHOTS	7	Clemon Johnson, at Seattle 4/30/87
	7	Mark Eaton, Utah 4/20/86
MINUTES		
Game (REG)	48	Shawn Marion, at Phoenix 5/18/05
	48	David Wesley, vs. Houston 5/2/05
	48	Bonzi Wells, at Portland 4/27/03
Game (OT)	52	Quentin Richardson, Phoenix 5/20/05
Game (2OT)	56	Peja Stojakovic, at Sacramento 5/10/03

TEAM PLAYOFF HIGHS

POINTS		
7-Game Series	777	Sacramento (111.0) 2003
6-Game Series	709	L.A. Lakers (118.2) 1986
5-Game Series	603	L.A. Lakers (120.6) 1984

4-Game Series	492	Portland (123.0) 1985
3-Game Series	329	Portland (109.7) 1990
Game	137	at Sacramento (Dallas 141) (2OT) 5/10/03
	134	at L.A. Lakers (Dallas 91) 4/28/84
1st Half	69	at San Antonio (Dallas 44) 5/21/03
	69	L.A. Lakers (51) 5/8/86
2nd Half	73	Oklahoma City (54) 4/21/16
1st Period	42	Houston (36) 4/24/15
2nd Period	39	at Sacramento (Dallas 29) 4/29/04
	39	at Portland (Dallas 34) 4/25/03
	39	at Portland (Dallas 27) 4/28/90
3rd Period	39	Oklahoma City (30) 4/21/16
	39	at L.A. Lakers (Dallas 25) 5/8/84
4th Period	41	Seattle (31) 4/23/87
Overtime	19	Phoenix (15) (1st) 5/20/05
FIELD GOALS	57	Portland (57-102) (2OT) 4/18/85
	52	at Sacramento (52-108) (2OT) 5/10/03
	52	Seattle (52-107) 4/23/87
	52	at L.A. Lakers (52-85) 4/27/86
FG ATTEMPTS	108	at Sacramento (2OT) (52-108) 5/10/03
	107	Seattle (52-107) 4/23/87
FIELD GOAL PCT	.615	at L.A. Lakers (48-78) 5/25/88
3-PT FIELD GOALS	16	Golden State (16-35) 5/1/07
3-PT FG ATTS	35	at Oklahoma City (12-35) 4/16/16
	35	Golden State (16-35) 5/1/07
3-PT FG PCT	1.000	at Utah (1-1) 4/23/86
	1.000	at L.A. Lakers (2-2) 4/28/84
	1.000	at Seattle (1-1) 4/19/84
FREE THROWS	40	at Utah (40-45) 4/24/01
FREE THROW ATTS	49	at Miami (32-49) (OT) 6/18/06
	48	at San Antonio (31-48) 5/19/03
FREE THROW PCT	1.000	New Orleans (13-13) 4/25/08
OFFENSIVE REBS	25	Seattle 4/23/87
DEFENSIVE REBS	44	Sacramento 4/26/04
	44	at Sacramento (2OT) 5/10/03
REBOUNDS	68	Sacramento 4/26/04
ASSISTS	38	at L.A. Lakers 5/25/88
FOULS	37	at Portland 4/25/85
STEALS	15	at Miami 6/2/11
	15	at Denver 5/3/09
TURNOVERS	26	at Oklahoma City (OT) 5/23/11
	26	Sacramento 4/24/04
BLOCKED SHOTS	13	at L.A. Lakers 5/8/84

OPPONENT LOWS

TEAM PLAYOFF LOWS

POINTS		
7-Game Series	683	Houston (97.6) 2005
6-Game Series	529	Portland (88.2) 2011
5-Game Series	448	Utah (89.6) 2001
4-Game Series	337	Memphis (84.2) 2006
3-Game Series	306	Minnesota (102.0) 2002
Game	67	San Antonio (Dallas 88) 4/23/09
1st Half	30	San Antonio at Dallas (46) 4/23/09
2nd Half	30	at Memphis (Dallas 38) 4/29/06
1st Period	11	at Portland (Dallas 16) 4/23/11
2nd Period	12	Memphis at Dallas (24) 4/26/06
3rd Period	10	Sacramento at Dallas (29) 5/13/03
4th Period	10	at San Antonio (Dallas 29) 5/27/03
Overtime	4	at Oklahoma City (Dallas 11) (1st) 5/23/11
FIELD GOALS	25	San Antonio (25-78) 4/23/09
FIELD GOAL ATTS	61	Memphis (28-61) 4/26/06
FIELD GOAL PCT	.321	San Antonio (25-78) 4/23/09
FREE THROWS	7	Miami (7-19) 6/8/06

	7	Seattle (OT) (7-10) 4/26/84
FREE THROW ATTS	10	Seattle (OT) (7-10) 4/26/84
FREE THROW PCT	.368	Miami (7-19) 6/8/06
OFFENSIVE REBS	4	Two times. Most recently: at New Orleans 4/22/08
DEFENSIVE REBS	20	Several times. Most recently: Houston 5/7/05
REBOUNDS	28	at L.A. Lakers 5/25/88
ASSISTS	9	Golden State 4/25/07
	9	at Memphis 5/1/06
FOULS	12	at L.A. Lakers 5/2/11
STEALS	0	Phoenix 5/28/06
TURNOVERS	6	at Utah 4/23/86, at San Antonio 4/30/14
BLOCKED SHOTS	0	Several times. Most recently: at San Antonio 4/18/09



MISCELLANEOUS

ALL TIME MAVERICKS

ALL-TIME MAVERICKS TEAM PLAYOFF STATISTICS

SEASON	G	FGM	FGA	PCT	3PM	3PA	PCT	FTM	FTA	Rebounds				AST	PF-D	STL	TO	BLK	PTS	AVG
										PCT	OFF	DEF	TOT							
1984	10	397	901	.441	5	30	.167	218	261	.835	159	273	432	217	215-4	57	131	36	1017	101.7
1985	4	171	363	.471	9	24	.375	131	157	.834	62	107	169	98	94-2	29	61	10	482	120.5
1986	10	426	871	.489	30	58	.517	226	289	.782	139	280	419	250	215-2	66	142	31	1108	110.8
1987	4	175	356	.492	2	25	.080	114	152	.750	61	118	179	88	99-2	27	59	17	466	116.5
1988	17	730	1473	.496	25	93	.269	349	462	.755	279	482	761	411	353-4	126	253	87	1834	107.9
1990	3	115	243	.473	9	29	.310	62	81	.765	34	86	120	61	82-3	24	54	17	301	100.3
2001	10	322	808	.399	61	172	.355	217	256	.848	122	288	410	170	234-2	59	116	55	922	92.2
2002	8	318	704	.452	67	177	.379	169	202	.837	87	248	335	157	206-3	50	100	37	872	109.0
2003	20	774	1721	.450	184	463	.397	350	422	.829	223	618	841	408	486-6	121	250	103	2082	104.1
2004	5	191	482	.396	25	87	.287	91	118	.771	102	159	261	103	108-0	46	68	33	498	99.6
2005	13	495	1094	.452	86	227	.379	291	370	.786	187	378	565	227	295-5	94	171	66	1367	105.2
2006	23	831	1842	.451	110	347	.317	522	645	.809	280	701	987	351	587-6	152	295	99	2294	99.7
2007	6	205	485	.423	42	133	.316	139	180	.772	84	182	266	107	143-0	50	98	30	591	98.5
2008	5	158	394	.401	36	104	.346	118	150	.787	72	154	226	97	103-0	20	58	20	470	94.0
2009	10	356	757	.470	73	206	.354	231	284	.813	92	315	407	181	228-1	65	130	38	1016	101.6
2010	6	204	476	.429	38	116	.328	111	140	.793	72	191	263	111	135-1	45	78	30	557	92.8
2011	21	724	1572	.461	184	467	.394	431	533	.809	203	603	806	423	422-3	149	271	86	2063	98.2
2012	4	126	312	.404	32	86	.372	89	107	.832	42	120	162	62	83-0	32	58	14	373	93.3
2014	7	274	607	.451	59	157	.376	101	132	.765	82	203	285	134	142-0	46	80	29	708	101.1
2015	5	208	460	.452	38	122	.311	96	126	.762	68	169	237	106	136-1	35	71	23	550	110.0
2016	5	177	406	.436	31	107	.290	84	121	.694	46	130	176	103	120-0	30	59	12	469	93.8

ALL-TIME OPPONENTS TEAM PLAYOFF STATISTICS

SEASON	G	FGM	FGA	PCT	3PM	3PA	PCT	FTM	FTA	Rebounds				AST	PF-D	STL	TO	BLK	PTS	AVG
										PCT	OFF	DEF	TOT							
1984	10	461	891	.517	13	45	.289	153	212	.722	132	315	447	277	255-2	64	133	69	1088	108.8
1985	4	206	394	.523	5	20	.250	75	97	.773	70	130	200	123	120-4	31	61	20	492	123.0
1986	10	462	900	.513	18	43	.419	179	240	.746	133	284	417	288	248-1	65	120	49	1121	112.1
1987	4	188	373	.504	9	24	.375	97	126	.770	67	120	187	117	119-4	28	53	32	482	120.5
1988	17	726	1503	.483	49	137	.358	335	411	.815	253	451	704	442	381-3	128	210	78	1836	108.0
1990	3	120	261	.460	7	21	.333	82	116	.707	52	89	141	74	76-1	27	41	18	329	109.7
2001	10	354	775	.457	53	136	.390	198	274	.723	125	330	455	234	240-2	57	135	53	959	95.9
2002	8	315	683	.461	43	125	.344	197	259	.761	119	273	392	166	193-5	54	118	33	870	108.8
2003	20	746	1643	.454	132	379	.348	470	624	.753	260	668	928	462	441-6	138	274	89	2094	104.7
2004	5	186	421	.442	33	90	.367	86	121	.711	63	176	239	47.8	109-1	50	82	23	491	98.2
2005	13	507	1067	.475	106	253	.419	268	346	.775	161	388	549	250	308-5	92	182	77	1388	106.8
2006	23	801	1703	.470	122	354	.345	476	669	.712	201	679	880	371	562-9	141	330	110	2200	95.7
2007	6	220	474	.464	62	169	.367	129	176	.733	71	179	250	104	149-4	49	91	26	631	105.2
2008	5	198	408	.485	34	74	.459	84	108	.778	50	155	205	104	112-0	30	42	28	514	102.8
2009	10	374	776	.482	67	190	.353	210	285	.737	92	281	373	198	237-2	76	111	41	1025	102.5
2010	6	215	468	.459	25	78	.321	105	149	.705	67	184	251	109	119-0	37	75	19	560	93.3
2011	21	718	1606	.447	112	386	.290	394	512	.770	238	605	843	379	453-3	152	285	107	1942	92.5
2012	4	143	306	.467	32	84	.381	81	96	.844	29	128	157	70	97-2	35	51	29	399	99.8
2014	7	270	543	.497	49	128	.383	133	178	.747	62	229	291	139	137-1	50	96	25	722	103.1
2015	5	200	429	.466	46	131	.351	125	184	.679	56	174	230	117	123-0	39	72	26	571	114.2
2016	5	197	414	.476	51	140	.364	115	147	.782	68	168	236	107	112-0	38	65	23	560	112.0

LARGEST MARGINS

BIGGEST WINS

Margin	Opponent	Score	Date	Site
40	Houston (Game 7)	116-76	5/7/05	Dallas
36	L.A. Lakers (Game 4)	122-86	5/8/11	Dallas
30	Utah (Game 4)	107-77	5/1/01	Dallas
26	Memphis (Game 4)	102-76	5/1/06	Memphis
25	Sacramento (Game 3)	104-79	4/24/04	Dallas
22	San Antonio (Game 5)	103-81	4/27/10	Dallas
22	San Antonio (Game 2)	113-91	5/9/06	San Antonio
22	Sacramento (Game 2)	132-110	5/8/03	Dallas
22	Seattle (Game 1)	151-129	4/23/87	Dallas
21	San Antonio (Game 2)	113-92	4/23/14	San Antonio
21	San Antonio (Game 3)	88-67	4/23/09	Dallas
21	Denver (Game 4)	124-103	5/15/88	Dallas
19	Sacramento (Game 5)	112-93	5/13/03	Dallas
16	Phoenix (Game 5)	117-101	6/1/06	Dallas

BIGGEST LOSSES

Margin	Opponent	Score	Date	Site
43	L.A. Lakers (Game 1)	91-134	4/28/84	Los Angeles
38	Oklahoma City (Game 1)	70-108	4/16/16	Oklahoma City
29	Oklahoma City (Game 3)	102-131	4/21/16	Dallas
26	Seattle (Game 4)	98-124	4/30/87	Seattle
25	Golden State (Game 6)	86-111	5/3/07	Golden State
25	Phoenix (Game 1)	102-127	5/9/05	Phoenix
24	New Orleans (Game 2)	103-127	4/22/08	New Orleans
24	Miami (Game 4)	74-98	6/15/06	Miami
23	San Antonio (Game 7)	96-119	5/4/14	San Antonio
22	Portland (Game 6)	103-125	5/2/03	Portland
22	L.A. Lakers (Game 2)	101-123	5/25/88	Los Angeles
21	San Antonio (Game 2)	84-105	4/20/09	San Antonio
20	Phoenix (Game 4)	86-106	5/30/06	Phoenix
19	Portland (Game 4)	79-98	4/27/03	Portland



CONTENT

THE ORGANIZATION

PLAYERS

THE NBA

HISTORY

RECORDS

PLAYOFFS

MEDIA

REVIEW

MEDIA

MEDIA INFORMATION

AXS.TV, HDNET MOVIES

BROADCAST INFORMATION

MAVS PR STAFF

MAVS BROADCASTERS

2018-19 SCHEDULE





MEDIA INFORMATION

MEDIA INFORMATION

Welcome to the 2018-19 Dallas Mavericks season. Here are a few guidelines that should assist you during the season. There are three media credentials honored for admission to the American Airlines Center:

- 1) Mavericks season media passes.
- 2) Mavericks single-game passes.
- 3) NBA-issued season passes. **NO OTHER CREDENTIALS WILL BE HONORED.**

Application for season or game credentials may be made by emailing Sarah Melton at sarah.melton@dallasmavs.com

SINGLE GAME CREDENTIAL REQUESTS

Requests for single-game credentials must be made at least 24 hours prior to game time. Day-of-game requests will not be honored. Radio stations, magazines and weekly newspapers will be accommodated on a game-by-game, space-available basis. All requests must be made on company letterhead.

VISITING MEDIA BOX SCORE REQUESTS

Visiting media needing a box score or other information faxed back to their office should contact any member of the Mavericks PR staff during the game.

LOCKER ROOMS

Both the Mavericks and the visitors locker rooms are located on the event level in American Airlines Center. The Mavericks locker room is located on the south side of the building (to the left if you are standing behind the scorers' table). The visitors locker room is located on the east side of the building (behind you looking at the court from behind the scorers' table). As per NBA regulations, the Mavericks locker room will be open for a 30-minute period, ending 45 minutes prior to game time (for example, the locker room will be open from 6:15 to 6:45 p.m. for all 7:30 p.m. starts). The locker room will reopen 10 minutes after the game. During postgame media sessions, priority must be given to those media outlets on deadline. Your cooperation is asked in maintaining a working atmosphere in the locker room at all times. Any media members using their credentials to gain locker room access for the purpose of obtaining autographs will have their credentials revoked immediately.

GAME NOTES

Game notes are available in the media workroom two hours prior to game time. They are also available online at mavs.com. (For visiting media, early game notes, credentials and recent news clips will be delivered to their hotel the night before.) Game notes, statistics and play-by-plays are available from the Mavericks PR staff or in the media workroom. Postgame quotes, notes and stat books will be delivered to the media workroom as soon as possible after the game.

PHONES/WIRELESS

There are numerous telephones available at courtside and in the media workroom for visiting media. Also wireless Internet access is provided throughout the arena. Please see a member of the PR staff to obtain a wireless code.

IMPORTANT PHONE NUMBERS

Mavericks PR	214-665-4669, 4668, 4632
American Airlines Center Media Workroom	214-665-4670
Mavericks PR Fax	214-665-4661



PHOTOGRAPHERS

Credentialed photographers are allowed to shoot from the baselines and/or auxiliary platforms (sections 122, 123, 102, 103) only. There are no photo positions along the sidelines. Freelance photographers will not be credentialed unless they are on specific assignment from a magazine or daily newspaper. No roving passes will be issued.

Please note the following photo regulations:

- Floor spots are extremely limited. If you are not assigned a floor position you must shoot from an auxiliary platform.
- Please do not move from your position during game action. Movement is permitted only during timeouts and quarter breaks.
- Please store all coats, jackets and extra equipment in the photo workroom.
- Please keep your courtside equipment to a minimum.
- All still and TV photographers must observe the NBA's mandatory "Five-Foot Lane" rule.

Please be aware of the following NBA-enforced regulations: All still and TV cameras must have rubber-capped lenses. Cameras mounted on the basket standard must be set back at least four inches from the edge of the padding. Camera mounted behind the backboard cannot be visible inside the target box from any angle. Tripods and remote cameras placed on the court are not permitted. Use of a flash is not permitted.

PRACTICES

The Mavericks practice at the Lympo Practice Facility. On off-day practices, media will be allowed to watch practice for the final 15 minutes. Following practice, players will be available on the court for 15-30 minutes. Head Coach Rick Carlisle will be available immediately following practice on the court. Mavericks practices are always subject to change. Media wanting to cover practice should always contact the Mavericks PR office to confirm times.

The address for the Mavericks' practice facility is: 1530 Inspiration Dr. Suite 300, Dallas, TX 75207.

SHOOTAROUNDS

The Mavericks hold shootarounds at Lympo Practice Facility or American Airlines Center on game days. Media will be allowed to watch practice for the final 15 minutes. Head Coach Rick Carlisle and Maverick players will be available to speak to the media during this time. Shootaround times are always subject to change. Media wanting to cover shootarounds should always contact the Mavericks PR office to confirm times and location.

PRESS ROOM

The media workroom in American Airlines Center is located on the event level at the west end of the building (opposite the scorers' table). The pregame meal is served in the same area two hours before game time. We ask that you keep a professional working atmosphere at all times in the workroom.

TAXIS

Yellow Cab 214-426-6262

Cowboy Cab 214-428-0202

We look forward to helping you cover the Mavericks in 2018-19, so please do not hesitate to call us with any questions.

Sarah Melton

Vice President of Basketball Communications

sarah.melton@dallasmavs.com

214-665-4669

Scott Tomlin

Director of Basketball Communications

scott.tomlin@dallasmavs.com

214-665-4668

Alan Rakowski

Basketball Communications Manager

alan.rakowski@dallasmavs.com

214-665-4632



AXS.TV & HDNET MOVIES

AXS TV, under the vision and stewardship of Mark Cuban, is the premier destination for LIVE events, breaking news, and as-they-are-happening trends in the worlds of pop culture, music, fashion, and entertainment. Live LIVE on AXS TV, where every night you will find the best of live concerts from the biggest stars in music plus a wide range of live, unique and special events. www.axs.tv



- **AXSLive**, the signature program of AXS TV, is a revolutionary show providing viewers a 100% live view of news & events covering pop culture, music, fashion & entertainment news with unprecedented access! Whether at Made in America with Jay-Z and Skrillex or exclusively live as Ludacris performs in Atlanta and Snoop Dogg in Los Angeles or behind the scenes on hit tv shows and sexy photo shoots, AXSLive brings viewers into the live experience as it is happening. www.facebook.com/axslive
- **AXS TV Concerts** is the only source on television for 100% live music. With multiple events every week from Linkin Park, Slash, Garbage, The Darkness, Sara Evans, Gavin DeGraw and more, AXS TV is the number one destination for an unparalleled shared, pure LIVE experience between artists and their fans. www.facebook.com/axstvconcerts
- **AXS TV Fights** is renowned for its Friday Night Mixed Martial Arts Kickboxing events where hosts The Voice Michael Schiavello and five-time MMA world-champion Pat Miletich provide viewers with expert play-by-play, in-depth fighter coverage and extensive analysis. No other network broadcasts more LIVE events in the world's fastest-growing sport than AXS TV. www.facebook.com/axstvfight
- **Inside MMA** is the hottest mixed martial arts program on television. Host Kenny Rice and former UFC Champion Bas Rutten give viewers the best interviews, exclusives, highlights and commentary LIVE every Monday night, making AXS TV the only home for MMA fans. www.facebook.com/insidemma

HDNet Movies, the company's second network (www.hdnetmovies.com), is the

exclusive home of Sneak Previews of new movies before they hit theaters. The HDNet Movies Sneak Preview series features top Hollywood stars in critically acclaimed performances, including Gwyneth Paltrow, Joaquin Phoenix, Demi Moore, Michael Caine, Tom Hanks, Vera Farmiga, Parker Posey, Brian Cox, Matthew Broderick, Brittany Snow, Eric Bana, John Malkovich, Emily Blunt, Robin Williams, Charlize Theron and Kim Basinger.

In addition to being the exclusive home of Sneak Previews, HDNet Movies offers the best films from the classics of the 1950s-1970s, to favorite films from the 1980s and 1990s, to recently released theatrical films.

HDNet Movies offers subscribers a premium movie viewing experience in true HD, and more original movies shot entirely in HD than any other network.

The HDNet networks are available on AT&T U-verse, Charter, Comcast, DIRECTV, DISH Network, Insight and Verizon FiOS. You can also view HDNet on HD monitor displays in the American Airlines Center, or in retail stores and sports bars around the country.

To view HDNet programming, viewers need an HD-capable television and receiver. Contact your cable or satellite provider today, or visit www.hd.net for more information.





BROADCAST INFORMATION



MAVERICKS TELEVISION

For the 18th season, Mavericks fans can watch the team at home or away on FOX Sports Southwest.

Mark Followill, Derek Harper and Jeff “Skin” Wade call the action. The Mavericks’ respected production team, led by producer Dave Keeney and director Clay Armstrong, returns for another season.

Fans can catch extended coverage on Mavericks Live, the 30-minute pregame and postgame show on FS Southwest.

Although the HD status is subject to change, all Mavericks games can be seen in high definition this season on FSSW-HD.

MAVERICKS RADIO

The Mavericks home on radio in the Metroplex is ESPN 103.3 FM (KESN). ESPN will broadcast all preseason and regular season games.

Chuck Cooperstein enters his 14th season as the Mavericks radio play-by-play announcer on ESPN 103.3 and will be joined by Brad Davis. Each broadcast includes comprehensive pregame and postgame coverage.

The Mavericks will broadcast all games in Spanish for the 16th consecutive season. The 2018-19 campaign will mark the fourth straight year they can be heard on Univision Radio 1270 AM. Univision Local Media’s mission is to entertain, inform and educate the growing Dallas-Fort Worth Hispanic community by providing programs and content relevant to their needs. Victor Villalba calls all the action.

2018-19 National TV Appearances

Date	Opponent	Time (Central)	TV
Oct. 17	@ Phoenix	9:30	ESPN
Oct. 24	@ Atlanta	6:00	ESPN
Dec. 13	@ Phoenix	9:30	TNT
Dec. 20	@ L.A. Clippers	9:30	TNT
Mar. 14	@ Denver	9:30	TNT



MAVS BASKETBALL COMMUNICATIONS STAFF

SARAH MELTON, VICE PRESIDENT OF BASKETBALL COMMUNICATIONS



Sarah Melton is in her 20th season with the Mavericks PR department and her fifth season as the team's vice president of basketball communications.

The Ft. Wayne, Ind., native is a 1999 graduate of Indiana University with a degree in sports communications.

At Indiana, she worked in the school's sports information office for over three years and worked with the school's national championship men's soccer team and the men's basketball team. She also was the communications director of three Big Ten swimming and diving championships.

Melton and her husband, Keith, reside in Dallas.

sarah.melton@dallasmavs.com

SCOTT TOMLIN, DIRECTOR OF BASKETBALL COMMUNICATIONS



Scott Tomlin is entering his 16th season with the Mavericks and his fifth as the team's director of basketball communications.

The Maysville, Ky., native came to Dallas after serving as the seasonal intern for the New Orleans Hornets in 2002-03 and spending the 2003 NFL season in the Denver Broncos PR department.

The 2002 graduate of the University of Kentucky holds a degree in communications with a minor in psychology. While at UK, he spent three years as a student assistant in the sports information department, where he worked with the men's basketball team and other varsity sports.

Tomlin closely follows the NFL and is an avid Cincinnati Bengals fan. He and his wife, Abby, reside in Dallas.

scott.tomlin@dallasmavs.com

ALAN RAKOWSKI, BASKETBALL COMMUNICATIONS MANAGER



Alan Rakowski begins his ninth season with the Mavericks and his fifth as basketball communications manager. He joined Dallas after spending two seasons working in various capacities for the Denver Nuggets media relations department.

The 2010 graduate of Colorado State University earned his bachelor's degree in journalism with a minor in business administration. He spent his senior year at CSU working as a men's basketball student assistant in the athletic media relations department.

Rakowski has volunteered at several basketball-related events, including the NBA Summer League and the Mountain West Conference Basketball Championships. alan.rakowski@dallasmavs.com



MAVS CORPORATE COMMUNICATIONS STAFF

ERIN FINEGOLD, VICE PRESIDENT OF CORPORATE COMMUNICATIONS & EVENTS



Erin Finegold is entering her fifth season with the Mavericks and her first as vice president of corporate communications and events.

Prior to her role at the Mavericks, Finegold led communications for Red Bull Media House in the South Region, working on events including Red Bull Air Race, Flugtag, Cliff Diving and Sound Select. She has also held marketing and communications roles at AT&T Performing Arts Center, including its Grand Opening in 2009, and Slingshot, LLC, an independent advertising agency.

Finegold has a B.A. in Mass Communications from the University of Denver and is the founder of BvB Dallas, a powder-puff football game and fundraiser that has raised over \$4 million dollars for Alzheimer's research in North Texas. She and her husband, Justin, were married in October 2015 and reside in Dallas with their dog, Riley. erin.finegold@dallasmavs.com

RACHAEL SKLAR, COMMUNICATIONS & EVENTS COORDINATOR



Rachael Sklar is beginning her first season with the Dallas Mavericks as the Communications and Events Coordinator.

Sklar is a native of Dallas and graduated from The University of Texas at Austin in 2018. She earned a degree in sport management, a degree in public relations, and a certificate in the foundations of business.

During her time at Texas, Sklar interned with Fox Sports Southwest and The Athlete Interactive, as well as playing on the Club Volleyball team.

Sklar resides in Dallas, Texas, where she spends most of her Sundays cheering on the Dallas Cowboys. rachael.sklar@dallasmavs.com



MAVS BROADCASTERS

MARK FOLLOWILL, PLAY-BY-PLAY



Mark Followill enters his 14th season as the television play-by-play voice and his 18th overall with the team. Prior to his move to television, Followill served as the radio play-by-play voice of the Mavericks on ESPN 103.3 FM for four seasons.

Followill also just completed his seventh season as television voice for the Metroplex's Major League Soccer franchise FC Dallas. In addition, Followill is a play-by-play announcer for MLS and international soccer matches and college football telecasts on Fox Sports. Followill was also a soccer play by play announcer for NBC's coverage of the 2016 Summer Olympics.

Followill came to the Mavericks after having worked for seven years at KTCK in Dallas, where he co-hosted talk shows, served as a drivetime sports anchor and was the studio host and fill-in radio play-by-play announcer of Mavericks broadcasts for two seasons on sister station KLIF.

Followill also served as the play-by-play voice for SMU football in 1999 and 2000 on KTCK. Prior to working at KTCK, he worked at the Texas State News Network and KTOK-AM in Oklahoma City. Followill attended the University of North Texas from 1989 to 1992 where he worked at the campus radio station, KNTU.

DEREK HARPER, TELEVISION ANALYST



Derek Harper begins his eighth season as the Mavericks television analyst. Harper is no stranger to the Mavericks broadcast after anchoring Mavericks' pre and post games shows for the TXA-21.

Harper played 16 seasons in the NBA with the Mavericks, Knicks, Magic and Lakers and was originally selected by the Mavericks with their top pick (11th overall) in the 1983 NBA Draft. He led the Mavericks to the Playoffs six times, including the franchise's first-ever trip to the Western Conference Finals in 1988. He played in all 82 games four times and competed in 75 or more games in nine of his 12 seasons in Dallas.

To this day, Harper remains one of the most decorated Mavericks of all time and is still the franchise's leader in assists (5,111) and steals (1,551). Harper also ranks in the Top 10 in 13 other statistical categories, including points, field goals, three-point field goals, free throws, minutes and games. He became the third Maverick to have his number retired on Jan. 7, 2018, when his No. 12 jersey was hung in the rafters at American Airlines Center.

Harper was born on Oct. 13, 1961 in Elberton, Ga., and has four children, Darius, Danielle, Dana and Daria.

JEFF "SKIN" WADE, TELEVISION ANALYST



Jeff "Skin" Wade is in his 10th full season as Mavericks analyst after joining the broadcast midway through the 2008-09 season. He brings a quirky personality and unique in-game observations.

Skin can be heard weekdays from 3-7 PM on 105.3 FM The FAN as half of the Ben and Skin Show, which he cohosts with Ben Rogers. Good friends since high school, Ben and Skin came up through the DFW media ranks due in large part to their Mavs Postgame duties for KTCK back in 2002-03.

Skin was born and raised in the Metroplex and holds a B.A. in Radio/TV/Film from the University of North Texas. He tweets from @SkinWade. He's been with his wife Tricia for 20 plus years and they live in Allen with their kids Maya and Desmond. He loves golf, though he's not particularly good at it.



CHUCK COOPERSTEIN, RADIO PLAY-BY-PLAY



Chuck Cooperstein is in his 14th season as the radio play-by-play voice of the Dallas Mavericks on 103.3 FM ESPN. Cooperstein has been a regular on the Dallas/Fort Worth sports scene since 1984, broadcasting at KRLD, WBAP and The Ticket before joining 103.3 FM ESPN at the station's inception in 2001. During the off-season, Cooperstein hosts an evening sports talk show; he is also the host of the new Big 12 Conference weekly podcast.

Prior to joining the Mavericks, his extensive sports broadcasting background included play-by-play stints with TCU and the University of Texas football, as well as TCU, Texas A&M and SMU basketball. He also has broadcast college basketball, college football and NFL games nationally on Westwood One. Cooperstein has received a Katie Award for his play-by-play expertise from the Dallas Press Club.

The Long Island native has a Bachelor of Science degree in broadcasting from the University of Florida. He married his wife, Karen, in 2010; she is the owner/principal of Crater Lake Consulting, a PR/marketing and philanthropy consulting firm. Together, they are both very engaged in philanthropy, serving as active supporters of the Mavs Foundation, Texas Scottish Rite Hospital for Children, and Ronald McDonald House of Dallas. They founded their own nonprofit, Coops' Kids Foundation, in 2017 and host on an annual fundraiser, Talk of the Town, featuring Chuck, Eric Nadel and Brad Sham, which has raised over \$450,000 in four years.

Chuck has one son, Jeffrey, who graduated in May from the University of North Texas with a degree in journalism.

VICTOR VILLALBA, SPANISH RADIO PLAY-BY-PLAY




Victor Villalba enters his 14th season as the Mavericks Spanish play-by-play announcer and can be heard on Univision Radio 1270 AM along with weekly call-in programming during the regular season. During his tenure with the perennial contender of the NBA, Villalba has been a part of the NBA's Read to Achieve initiative along with being part of the club's Speakers Bureau, engaging students in schools throughout Dallas/Ft. Worth.

After he arrived in DFW as an assignment editor in the Univision newsroom, his first call to the microphone came in 1996 as the Spanish color analyst for the Dallas Cowboys, and by the 1997 season he was also producing and hosting television programming. In 2002, Villalba's role expanded to include play-by-play duties, executive producing of television and radio properties, and affiliate relations for the expanding networks of the silver and blue with stations in the U.S. and Mexico. In 2010, a Time Warner Cable association with Fox Sports Southwest added Texas Rangers play-by-play to his busy schedule, working these games alongside former Ranger and Chicago Cub pitcher Jose Guzman.

Villalba, a resident of Coppell, Texas, and his wife Olga, have two daughters, Katia Michelle and Kristina Marie. He graduated from Texas Tech University with a degree in finance and received an MBA from the Instituto Tecnológico y de Estudios Superiores de Monterrey.

MAVERICKS TV



(L-R): CLAY ARMSTRONG, ERIC DELLEY, DAVE KEENEY, BRIAN KAGELER

MAVERICKS TRAVELING MEDIA



EDDIE SEFKO,
BEAT WRITER
DALLAS MORNING NEWS



DWAIN PRICE
BEAT WRITER
MAVS.COM



TIM MACMAHON
BEAT WRITER
ESPN.COM



2018-2019 SCHEDULE

OCTOBER

DATE	OPPONENT	TIME	TV	DAL	OPP
WED. OCT. 17	@ PHOENIX	9:30	FSSW/ESPN	—	—
SAT. OCT. 20	MINNESOTA	7:30	FSSW	—	—
MON. OCT. 22	CHICAGO	7:30	FSSW	—	—
WED. OCT. 24	@ ATLANTA	6:00	FSSW/ESPN	—	—
FRI. OCT. 26	@ TORONTO	6:30	FSSW	—	—
SUN. OCT. 28	UTAH	6:00	FSSW	—	—
MON. OCT. 29	@ SAN ANTONIO	7:30	FSSW	—	—
WED. OCT. 31	@ L.A. LAKERS	9:30	FSSW	—	—

NOVEMBER

DATE	OPPONENT	TIME	TV	DAL	OPP
FRI. NOV. 2	NEW YORK	7:30	FSSW	—	—
TUES. NOV. 6	WASHINGTON	7:30	FSSW/NBA	—	—
WED. NOV. 7	@ UTAH	8:00	FSSW	—	—
SAT. NOV. 10	OKLAHOMA CITY	8:00	FSSW	—	—
MON. NOV. 12	@ CHICAGO	7:00	FSSW	—	—
WED. NOV. 14	UTAH	7:30	FSSW	—	—
SAT. NOV. 17	GOLDEN STATE	7:30	FSSW	—	—
MON. NOV. 19	@ MEMPHIS	7:00	FSSW	—	—
WED. NOV. 21	BROOKLYN	7:30	FSSW	—	—
SAT. NOV. 24	BOSTON	7:30	FSSW	—	—
WED. NOV. 28	@ HOUSTON	7:00	FSSW/NBA	—	—
FRI. NOV. 30	@ L.A. LAKERS	9:30	FSSW	—	—

DECEMBER

DATE	OPPONENT	TIME	TV	DAL	OPP
SUN. DEC. 2	L.A. CLIPPERS	6:00	FSSW	—	—
TUES. DEC. 4	PORTLAND	7:30	FSSW	—	—
WED. DEC. 5	@ NEW ORLEANS	7:00	FSSW	—	—
SAT. DEC. 8	HOUSTON	5:00	FSSW	—	—
MON. DEC. 10	ORLANDO	7:30	FSSW	—	—
WED. DEC. 12	ATLANTA	7:30	FSSW	—	—
THURS. DEC. 13	@ PHOENIX	9:30	TNT	—	—
SUN. DEC. 16	SACRAMENTO	6:00	FSSW	—	—
TUES. DEC. 18	@ DENVER	8:00	FSSW	—	—
THURS. DEC. 20	@ L.A. CLIPPERS	9:30	TNT	—	—
SAT. DEC. 22	@ GOLDEN STATE	7:30	FSSW	—	—
SUN. DEC. 23	@ PORTLAND	8:00	FSSW	—	—
WED. DEC. 26	NEW ORLEANS	7:30	FSSW	—	—
FRI. DEC. 28	@ NEW ORLEANS	7:00	FSSW	—	—
SUN. DEC. 30	OKLAHOMA CITY	6:00	FSSW	—	—
MON. DEC. 31	@ OKLAHOMA CITY	7:00	FSSW	—	—

JANUARY

DATE	OPPONENT	TIME	TV	DAL	OPP
WED. JAN. 2	@ CHARLOTTE	6:00	FSSW	—	—
FRI. JAN. 4	@ BOSTON	6:30	FSSW	—	—
SAT. JAN. 5	@ PHILADELPHIA	6:30	FSSW	—	—
MON. JAN. 7	L.A. LAKERS	7:30	FSSW	—	—
WED. JAN. 9	PHOENIX	7:30	FSSW	—	—
FRI. JAN. 11	@ MINNESOTA	7:00	FSSW	—	—
SUN. JAN. 13	GOLDEN STATE	6:00	FSSW	—	—
WED. JAN. 16	SAN ANTONIO	7:30	FSSW	—	—
SAT. JAN. 19	@ INDIANA	6:00	FSSW	—	—
MON. JAN. 21	@ MILWAUKEE	1:00	FSSW	—	—
TUES. JAN. 22	L.A. CLIPPERS	7:30	FSSW	—	—
FRI. JAN. 25	DETROIT	7:30	FSSW	—	—
SUN. JAN. 27	TORONTO	6:00	FSSW	—	—
WED. JAN. 30	@ NEW YORK	6:30	FSSW	—	—
THURS. JAN. 31	@ DETROIT	6:00	FSSW	—	—

**FEBRUARY**

DATE	OPPONENT	TIME	TV	DAL	OPP
SAT. FEB. 2	@ CLEVELAND	6:30	FSSW	---	---
WED. FEB. 6	CHARLOTTE	7:30	FSSW	---	---
FRI. FEB. 8	MILWAUKEE	7:30	FSSW	---	---
SUN. FEB. 10	PORTLAND	2:00	FSSW	---	---
MON. FEB. 11	@ HOUSTON	7:00	FSSW	---	---
WED. FEB. 13	MIAMI	7:30	FSSW	---	---
ALL STAR WEEKEND					
CHARLOTTE, N.C.					
FEB. 15-17					
FRI. FEB. 22	DENVER	7:30	FSSW	---	---
SAT. FEB. 23	@ UTAH	9:00	FSSW	---	---
MON. FEB. 25	@ L.A. CLIPPERS	9:30	FSSW/NBA	---	---
WED. FEB. 27	INDIANA	7:30	FSSW	---	---

MARCH

DATE	OPPONENT	TIME	TV	DAL	OPP
SAT. MAR. 2	MEMPHIS	7:30	FSSW	---	---
MON. MAR. 4	@ BROOKLYN	6:30	FSSW/NBA	---	---
WED. MAR. 6	@ WASHINGTON	6:00	FSSW	---	---
FRI. MAR. 8	@ ORLANDO	6:00	FSSW	---	---
SUN. MAR. 10	HOUSTON	6:00	FSSW	---	---
TUES. MAR. 12	SAN ANTONIO	7:30	FSSW	---	---
THURS. MAR. 14	@ DENVER	9:30	TNT	---	---
SAT. MAR. 16	CLEVELAND	7:30	FSSW	---	---
MON. MAR. 18	NEW ORLEANS	7:30	FSSW	---	---
WED. MAR. 20	@ PORTLAND	9:00	FSSW	---	---
THURS. MAR. 21	@ SACRAMENTO	9:00	FSSW	---	---
SAT. MAR. 23	@ GOLDEN STATE	7:30	FSSW	---	---
TUES. MAR. 26	SACRAMENTO	7:30	FSSW	---	---
THURS. MAR. 28	@ MIAMI	6:30	FSSW	---	---
SUN. MAR. 31	@ OKLAHOMA CITY	2:30	FSSW	---	---

APRIL

DATE	OPPONENT	TIME	TV	DAL	OPP
MON. APR. 1	PHILADELPHIA	7:30	FSSW	---	---
WED. APR. 3	MINNESOTA	7:30	FSSW	---	---
FRI. APR. 5	MEMPHIS	7:30	FSSW	---	---
SUN. APR. 7	@ MEMPHIS	5:00	FSSW	---	---
TUES. APR. 9	PHOENIX	7:30	FSSW	---	---
WED. APR. 10	@ SAN ANTONIO	7:00	FSSW	---	---

ALL TIMES LISTED ARE DALLAS TIME AND ARE SUBJECT TO CHANGE.

FSSW IS FOX SPORTS SOUTHWEST

NBA IS NBATV

NATIONAL BROADCASTS ARE ON ESPN & TNT



[CONTENT](#)

[THE ORGANIZATION](#)

[PLAYERS](#)

[THE NBA](#)

[HISTORY](#)

[RECORDS](#)

[PLAYOFFS](#)

[MEDIA](#)

[REVIEW](#)

REVIEW

[2017-18 REVIEW](#)

[2017-18 MAVS](#)

[SEASON STATISTICS](#)

[SEASON RESULTS](#)

[TEAM BREAKDOWN](#)

[PLAYER HIGHS](#)

[GAME-BY-GAME](#)

[SUPERLATIVES](#)

[MISCELLANEOUS](#)

[QUARTER-BY-QUARTER](#)

[STANDINGS](#)

[INDIVIDUAL RECORDS](#)

[INDIVIDUAL LEADERS](#)

[TEAM LEADERS](#)

[TEAM RANKINGS](#)





2017-2018 REVIEW

BOTTOM ROW L-R AARON HARRISON, KYLE COLLINSWORTH, DORIAN FINNEY-SMITH, YOGI FERRELL, JOSE JUAN BAREA, DENNIS SMITH JR., SETH CURRY, WESLEY MATTHEWS **MIDDLE ROW L-R** NERLENS NOEL, JOHNATHAN MOTLEY, DWIGHT POWELL, SALAH MEJRI, DIRK NOWITZKI, DOUG MCDERMOTT, MAXI KLEBER, JALEN JONES, HARRISON BARNES **TOP ROW L-R** LARRY SHYATT, DARRELL ARMSTRONG, KALEB CANALES, MELVIN HUNT, RICK CARLISLE, JAMAHL MOSLEY, MIKE WEINAR, MIKE SHEDD

SEASON NOTEBOOK: The Dallas Mavericks finished 24-58 (.293) in 2017-18, missing the playoffs for the second straight year (after they reached the postseason 15 times in a 16-year span from 2001 to 2016). Dirk Nowitzki played in his 20th season with the Mavericks, joining Kobe Bryant (Lakers) as the sole members of the NBA's 20-year, only one team club. The 39-year-old German logged 1,900 minutes in 77 games (all starts) in 2017-18. He moved into third place on the NBA's all-time minutes played list (50,573) and fifth on the league's all-time games played list (1,471). Nowitzki became the sixth player in league history (first international player) to reach the 31,000-point plateau against Oklahoma City on 2/28/18. Rick Carlisle became the 18th coach in NBA history to reach 700 career victories with Dallas' 108-82 win over the L.A. Clippers on 12/2/17. Harrison Barnes averaged a team-high 18.9 points per game in 2017-18, leading Dallas in scoring for the second straight year (19.2 ppg in 2016-17). Dennis Smith Jr. had a fine rookie season, finishing second on the team in both scoring (15.2 ppg) and assists (5.2 apg) while earning NBA All-Rookie Second Team honors.

	G	GS	MIN	FG	FGA	PCT	3FG	3FGA	PCT	FT	FTA	PCT	OFF	DEF	TOT	AST	PF	DQ	STL	TO	BLK	PTS	AVG
Barnes	77	77	2635	537	1208	.445	119	333	.357	259	313	.827	77	391	468	152	94	0	49	118	14	1452	18.9
Smith	69	69	2049	404	1024	.395	106	339	.313	134	193	.694	50	210	260	358	152	1	71	194	18	1048	15.2
Matthews	63	63	2131	283	697	.406	153	402	.381	83	101	.828	28	170	198	172	140	1	76	83	16	802	12.7
Nowitzki	77	77	1900	346	758	.456	138	337	.409	97	108	.898	22	416	438	120	146	0	43	51	45	927	12.0
Barea	69	11	1603	303	690	.439	115	313	.367	80	102	.784	15	186	201	434	83	0	35	143	3	801	11.6
Ferrell	82	21	2281	311	730	.426	134	359	.373	82	103	.796	26	223	249	201	153	0	64	78	9	838	10.2
Motley	11	4	176	40	75	.533	1	6	.167	15	28	.536	14	35	49	7	18	0	3	9	2	96	8.7
Powell	79	24	1672	255	430	.593	28	84	.333	133	185	.719	135	309	444	91	186	1	67	59	32	671	8.5
Harris	44	4	807	118	284	.415	44	125	.352	93	112	.830	9	76	85	85	103	1	33	49	8	373	8.5
McDermott (TOT)	81	4	1768	237	508	.467	92	216	.426	64	81	.790	40	160	200	79	122	0	19	56	16	630	7.8
McDermott (DAL)	26	3	596	86	180	.478	39	79	.494	24	28	.857	7	59	66	29	49	0	9	22	4	235	9.0
Harrison	9	3	233	19	69	.275	9	43	.209	13	27	.475	4	20	24	11	27	0	9	3	2	60	6.7
Finney-Smith	21	13	448	46	121	.380	20	67	.299	11	15	.733	22	53	75	26	43	0	10	21	4	123	5.9
Warney	3	0	27	7	12	.583	0	0	---	3	5	.600	4	5	9	0	2	0	0	1	0	0	5.7
Kleber	72	35	1206	151	309	.489	40	128	.313	44	59	.746	71	163	234	51	114	0	26	30	47	366	5.4
Jones (TOT)	16	0	181	26	68	.382	10	26	.385	12	19	.632	13	25	38	4	22	0	5	7	1	74	4.6
Jones (DAL)	12	0	162	25	64	.391	9	25	.360	10	17	.588	13	22	35	4	20	0	5	7	1	69	5.8
Noel	30	6	472	55	105	.524	0	1	.000	21	28	.750	48	120	168	20	59	1	31	26	22	131	4.4
Mejri	61	1	726	88	137	.642	0	3	.000	38	66	.576	85	161	246	35	121	1	22	39	67	214	3.5
Collinsworth	32	2	480	38	99	.384	4	17	.235	21	40	.525	32	75	107	56	44	0	17	24	9	171	3.2
Ciswell	7	0	64	6	18	.333	6	15	.400	2	2	1.000	3	6	7	3	8	0	2	2	0	20	2.9
Whitney	10	0	39	6	16	.375	2	10	.200	1	2	.500	1	9	10	0	3	0	2	3	15	1.5	
Hopson	1	0	8	0	1	.000	0	0	---	1	2	.500	0	0	0	1	0	0	0	1	0	1	1.0
Cleveland	13	0	81	4	14	.286	0	1	.000	2	4	.500	2	8	10	2	11	0	6	2	4	10	0.8
McRoberts	2	0	6	0	1	.000	0	1	.000	0	0	---	0	0	0	0	2	0	0	0	0	0	0.0
MAVERICKS	82	-	19805	3128	7042	.444	967	2688	.360	1167	1530	.763	666	2717	3383	1858	1578	6	578	1007	310	8390	102.3
OPPONENTS	82	-	19805	3219	6870	.469	874	2411	.363	1327	1754	.757	725	3027	3752	1929	1604	2	594	1126	369	8639	105.4



DIRK REACHES 31,000 POINTS: Mavericks forward Dirk Nowitzki, who has scored 31,187 points in his illustrious career, became the sixth player in NBA history and the first international player to reach the 31,000-point plateau with a one-legged fadeaway jumper over Jerami Grant at the 7:57 mark of the second quarter against Oklahoma City on 2/28/18 (the basket gave him seven points for the game and exactly 31,000 for his career). Nowitzki, who was assisted by J.J. Barea on the play, joined Kareem Abdul-Jabbar (38,387), Karl Malone (36,928), Kobe Bryant (33,643), Michael Jordan (32,292) and Wilt Chamberlain (31,419) as the only players in league history to reach 31,000 career points. The 20-year Maverick also became just the third player in league history to score 31,000 points with one franchise (Malone – Jazz, Bryant – Lakers). Through 2/28/18, there had been 4,257 players who appeared in an NBA game and Nowitzki was one of only six with 31,000 points. Cleveland's LeBron James eclipsed both 30,000 and 31,000 career points in 2017-18, becoming the seventh player in NBA history to achieve the milestones. James joined Nowitzki as the only active members of the NBA's 30,000-point club. In 2016-17, Nowitzki became the sixth player in NBA history (first international player) to reach the 30,000-point mark with a 15-foot baseline jumper over Larry Nance Jr. at the 10:58 mark of the second quarter against the L.A. Lakers on 3/7/17 (the basket gave him 20 points for the game and exactly 30,000 for his career).

DIRK'S 20TH SEASON IN DALLAS: The 2017-18 campaign marked Dirk Nowitzki's 20th season with the Mavericks. He joined Kobe Bryant (Lakers) as the sole members of the NBA's 20-year, only one-team club. Sacramento's Vince Carter also played his 20th season in 2017-18, joining Nowitzki as one of seven players in league history to play 20 seasons overall (Carter is the only other active player with 20-or-more years of NBA experience). The five non-active players that have played 20-plus NBA seasons are: Kevin Garnett (21), Robert Parish (21), Kevin Willis (21), Kareem Abdul-Jabbar (20) and Bryant (20). When Nowitzki and Carter squared off in Dallas on 10/20/17, they became just the second set of players with 20-or-more years of NBA experience to go head-to-head. Back in 2015-16, Garnett (in his 21st season) and Bryant (20th) faced each other twice during the Timberwolves-Lakers season series. Nowitzki played in 77 of Dallas' first 78 games this year (all starts). His 77 games in 2017-18 marked the most by a player in his 20th season in NBA history (previous most: 74 – Robert Parish played in 74 games with Charlotte in 1995-96 and Kareem Abdul-Jabbar appeared in 74 with the Lakers in 1988-89).

20,000 MANIAACS: The Mavericks have sold out 678 consecutive regular-season home games, which is an NBA-best sellout streak. The streak began on 12/15/01 and Dallas has sold out an additional 67 playoff games during that same stretch (it's 745 straight sellouts including playoffs). The Portland Trail Blazers (814 straight sellouts, 4/9/77-11/16/95) are the only team in NBA history with a longer consecutive home sellout streak (regular season and playoffs) than the Mavericks. The listed capacity for American Airlines Center is 19,200 but that can be surpassed because of attendance in the suites. Since moving into American Airlines Center (2001-02 season), the Mavericks have posted a home mark of 480-209 (.697) during the regular season. Dallas has sold out all 41 home games in each of the last 16 seasons (2002-18).

RAINING THREES: The Mavericks went 878-of-2,473 (.355) from beyond the arc in 2016-17, setting new franchise records for the most 3-pointers made and attempted in a season. It broke the team records set in 2015-16, when the Mavericks went 806-of-2,342 (.344) from deep. Before going 806-of-2,342 (.344) from long distance in 2015-16, the previous franchise records (for most threes made and attempted in any one season) were 735 3-pointers made in 1995-96 (735-of-2,039, .360) and 2,082 3-pointers attempted in 2014-15 (732-of-2,082, .352). Dallas posted 10 games with 15-plus trifectas in 2016-17 (Dallas went 7-3 in those games) – tied for the most in any one season in franchise history. The Mavericks also had 10 games with 15-plus triples in 2015-16 (Dallas went 6-4 in those contests). Dallas had only five games with 15-plus threes in 2014-15, the previous team record for most such games in any one year.

SMITH'S IMPRESSIVE START: Dennis Smith Jr. made his NBA debut for the Mavericks at the age of 19. He racked up 142 points and 49 assists in his first 10 career games, joining LeBron James (168 points and 64 assists in 2003-04) and Kyrie Irving (166 points and 52 assists in 2011-12) as the only teenagers in NBA history to reach those totals in their first 10 career NBA contests. Smith's 142 points were the 10th-most points by a teenager in his first 10 career games in league history. The only others with more were: Kevin Durant (201), Dajuan Wagner (194), Jahlil Okafor (192), Carmelo Anthony (171), LeBron James (168), Kyrie Irving (166), Michael Beasley (163), Luol Deng (152) and Anthony Davis (146). His 142 points were also the third-most by a Maverick in his first 10 career games, behind Mark Aguirre's 223 (in 1981-82) and Jamal Mashburn's 200 (1993-94).



DENNIS SMITH JR. DAZZLES IN DEBUT: Mavericks first-round pick Dennis Smith Jr. made his NBA debut against Atlanta on 10/18/17 and started at point guard. Smith was the first rookie to start a season opener for Dallas since Devin Harris in 2004-05. He finished with a team-high-tying 16 points and a game-high 10 assists in 30 minutes. Smith (19 years, 327 days) became the youngest player in NBA history to record a point-assist double-double in his NBA debut. The previous youngest was Isiah Thomas (20 years, 183 days), who had 31 points and 11 dimes in his debut for the Pistons on 10/30/81. Before Smith, Thomas was also the youngest player to dish out 10-plus assists in his debut. Smith joined Jason Kidd as one of only two Mavericks to post at least 10 points and 10 assists in their NBA debut (Kidd had 10 points and 11 assists vs. New Jersey on 11/5/94). He also became the first Dallas player to record at least 15 points and 10 assists in a season debut since Steve Nash in 2002-03 (Nash had 24 points and 13 assists at Memphis on 10/30/02). Smith scored the first points of the season for Dallas on an alley-oop dunk on the team's first possession.

CARLISLE RECORDS 700TH CAREER WIN, MOVES INTO 17TH PLACE ON NBA'S ALL-TIME WINS LIST: Rick Carlisle, who holds an all-time record of 718-578 (.554) as a head coach, moved into 17th place on the NBA's all-time wins list in 2017-18. Carlisle recorded his 700th career win with Dallas' 108-82 victory over the L.A. Clippers on 12/2/17, becoming the 18th coach in NBA history to reach the plateau. He joined San Antonio's Gregg Popovich and the Clippers' Doc Rivers as the only active coaches with 700 victories. By defeating Rivers' Clippers for career win No. 700, Carlisle became the first coach to reach the milestone against a fellow 700-win coach. Carlisle reached the mark in his 1,237th game as a head coach and his 745th game with the Mavericks (he went 700-537, .566, in his first 1,237 games overall, and 419-326, .562, in his first 745 games with Dallas). He passed Red Holzman (696) for 18th place on the league's all-time wins list with Dallas' 111-79 victory over Milwaukee on 11/18/17. Most recently, Carlisle passed John MacLeod (707) for 17th place on the NBA's all-time victories list with the Mavericks' 114-99 win over the Magic on 1/9/18. Gene Shue ranks 16th ahead of Carlisle with 784 wins.

BAREA PRODUCES ONE OF HIS BEST NBA SEASONS: Mavericks guard J.J. Barea put together one of his best NBA seasons in 2017-18. The 12th-year guard averaged career highs of 11.6 points, 2.9 rebounds and 6.3 assists per game in 69 games (11 starts). He also averaged a career-high 1.7 3-pointers per game (he went 115-of-313, .367, from deep in 2017-18). Barea led the league in total assists off the bench (346) and assists per game off the bench (6.0) in 2017-18. He finished first on the Mavericks in assists and fifth in points per game. Barea led Dallas in assists a team-high 41 times in 2017-18 (including ties). He produced a career-high 10 double-digit assist games in 2017-18 (previous high: 8 in 2011-12 with Minnesota). His six double-doubles in 2017-18 were one off his career-high (7 in 2011-12). Barea scored in double figures 44 times and handed out five-plus assists 48 times. He recorded at least eight points in 38 of the team's first 43 games. The undrafted guard went 26 straight games with at least four assists off the bench from 11/14/17-1/5/18. Since 1983-84, it's the second-longest such streak in NBA history (where any start by the player during that span ends the run). Only Jrue Holiday, who recorded at least four assists off the bench in 31 straight games from 12/28/15-3/5/16, has had a longer such run in the last 35 seasons.

MATTHEWS' 3-BALL: Despite missing the final 16 games of the season due to a right proximal fibula fracture, Mavericks swingman Wesley Matthews still knocked down a team-high 153 3-pointers in 2017-18 (153-of-402, .381). Matthews became the only NBA player with at least 125 trifectas in each of the last eight seasons (2010-18). It's the second-longest streak of consecutive seasons with 125-plus treys in NBA history (Ray Allen hit 125-plus 3-pointers in 12 straight seasons from 1999-00 to 2010-11). Matthews became the seventh player in Mavericks history to reach 500 3-pointers with the team against Sacramento on 2/13/18. The undrafted guard out of Marquette knocked down his 1,400th career 3-pointer in the final minute of the game versus Indiana on 2/26/18. He reached the milestone in his 652nd career contest, becoming the sixth-fastest player to 1,400 3-pointers in NBA history (in terms of games played). Stephen Curry (459) achieved the milestone in the fewest number of games, followed by Klay Thompson (485), James Harden (620), Ray Allen (629), Peja Stojakovic (640) and Matthews (652). Matthews also became the first undrafted player in league history (31st player overall) to reach 1,400 career triples.

LIMITING MISTAKES: Dallas averaged only 12.3 turnovers per game in 2017-18 – the fewest in the NBA. The Mavericks averaged the fewest miscues in the league for the ninth time in franchise history but the first since they did so in three consecutive seasons from 2001-02 to 2003-04. They finished in the top 5 for fewest giveaways per game for the sixth straight season (2012-18). Dallas ranked second in turnovers per game in both 2016-17 (11.9) and 2015-16 (12.8), fourth in 2014-15 (13.0), third in 2013-14 (13.5) and tied for fifth in 2012-13 (14.0). Despite having a young roster, the Mavericks recorded 12 games with eight-or-fewer turnovers in 2017-18. It was their second-most games with eight-or-less giveaways in a season in franchise history (13 in 2003-04).



NOWITZKI MOVES INTO FIFTH PLACE ON THE NBA'S ALL-TIME GAMES PLAYED LIST: Mavericks forward Dirk Nowitzki, who has played in 1,471 regular-season games in his career, advanced from seventh to fifth place on the NBA's all-time games played list in 2017-18. He needs just five more games to tie Karl Malone (1,476) for fourth place on the league's all-time games played list. Nowitzki became the seventh player in league history to reach 1,400 career games at Memphis on 10/26/17. He passed Kevin Willis (1,424) for sixth place on the NBA's all-time games played list against Phoenix on 12/18/17. Nowitzki appeared in his 1,435th game (all with the Mavericks) against New York on 1/7/18, surpassing the number of games that Malone played for the Jazz (1,434), to move into second in NBA history for the most games played with one team. Only John Stockton (1,504 with Jazz) has played in more games with one team. On 3/17/18 at Brooklyn, Nowitzki passed Kevin Garnett (1,462) for fifth place on the NBA's all-time games played list (in his 1,463rd career game). The 20-year forward played in 77 of Dallas' first 78 games in 2017-18. His 77 games in 2017-18 were the most by a player in his 20th season in NBA history (previous most: 74 – Robert Parish played in 74 games with Charlotte in 1995-96 and Kareem Abdul-Jabbar appeared in 74 with the Lakers in 1988-89).

50,000-PLUS MINUTES FOR DIRK: Mavericks forward Dirk Nowitzki ranks first among active players and third all-time in regular-season minutes played with 50,573. Karl Malone ranks second with 54,852 minutes. Nowitzki logged 1,900 minutes in 2017-18 – the most by a player in his 20th season in NBA history (previous most: 1,863 by former Laker Kobe Bryant in 2015-16). He became the sixth player in league history to reach 50,000 career minutes at the L.A. Clippers on 2/5/18. He also passed Elvin Hayes (50,000) for fifth place on the league's all-time minutes played list at the L.A. Clippers on 2/5/18. On 2/23/18 at the L.A. Lakers, Nowitzki passed former Maverick Jason Kidd (50,111) for the fourth place on the NBA's all-time minutes played list. On 3/22/18 versus Utah, he passed Kevin Garnett (50,418) for third place on the league's all-time minutes played list. In addition to the 50,000-plus minutes he has played in the regular season, Nowitzki has also logged 5,895 minutes in his 145 career postseason games.

DSJ RECORDS FIRST CAREER TRIPLE-DOUBLE IN WIN AT NOLA: Mavericks rookie point guard Dennis Smith Jr. recorded his first career triple-double with a team-high 21 points (8-12 FGs, 5-7 3FGs) to go along with a career-high 10 rebounds and a game-high 10 assists in 31 minutes in Dallas' 128-120 win at New Orleans on 12/29/17. At the time, Smith (20 years, 34 days) was the third-youngest player in NBA history to record a triple-double, behind Lonzo Ball (20 years, 15 days) and LeBron James (20 years, 20 days). It occurred in his 29th career game. On the final day of the 2017-18 season, Philadelphia's Markelle Fultz (19 years, 317 days) became the youngest player in league history to register a triple-double, making Smith the fourth-youngest. Smith's 21-point, 10-rebound, 10-assist effort made him just the second rookie in Mavericks history to register a triple-double, along with Jason Kidd (Kidd had 4 triple-doubles as a rookie in 1994-95). It was the first triple-double by a Dallas player since Raymond Felton had 10 points, 11 rebounds and 11 assists against Washington on 12/12/15. In addition to posting a career-high 10 rebounds and a then career-high-tying 10 assists at New Orleans (12/29/17), Smith also knocked down a career-high-tying five 3-pointers against the Pelicans.

JUNIOR DROPS CAREER-HIGH 27 POINTS VS. SPURS: Mavericks rookie point guard Dennis Smith Jr. poured in a career-high (team-high) 27 points (10-23 FGs, 5-11 3FGs, 2-2 FTs), including 18 in the fourth quarter, to go along with six rebounds and two assists in 36 minutes against San Antonio on 11/14/17. Smith (19 years, 354 days) became the youngest Maverick in franchise history to total at least 25 points and five rebounds in a game. The previous youngest was none other than Dirk Nowitzki, who had 29 points and eight boards at Phoenix on 4/16/99 (at 20 years, 301 days). Smith's 18-point fourth quarter was the highest-scoring period by a Dallas rookie since Roddy Beaubois' 21-point second quarter at Golden State on 3/27/10.

DIRK PASSES WEST FOR SIXTH PLACE ON THE NBA'S ALL-TIME FREE THROWS MADE LIST: Mavericks forward Dirk Nowitzki, who has shot 7,201-of-8,189 (.879) from the foul line for his career, ranks first among active players and sixth all-time in free throws made. Michael Jordan ranks fifth with 7,327 career made free throws. Nowitzki has gone 7-of-7 or better from the line in 178 regular-season games, by far, the most such games in NBA history (he had one such game in 2017-18 – a 7-of-7 night vs. Orlando on 1/9/18). Reggie Miller ranks second with 149 such games. During the 2015-16 season, the big German became the seventh player in NBA history (and the first 7-footer) to reach 7,000 career made free throws against San Antonio on 4/13/16. In 2017-18, he passed former Laker great Jerry West (7,160th) for sixth place on the NBA's all-time free throws made list with his first free throw of the game (7,161st career) at the 7:51 mark of the second quarter against the Lakers on 1/13/18.



RAINING THREES: The Mavericks have hit at least five 3-pointers in a franchise-record 182 consecutive games (3/9/16-4/10/18). The previous team record was 56 straight games with five-plus triples from 4/10/15-2/3/16. Dallas went 967-of-2,688 (.360) from deep in 2017-18, setting new franchise records for 3-pointers made and attempted in a season (the Mavericks went 878-of-2,473, .355, from long range in 2016-17, which was the previous most triples made and attempted by the franchise in a season). The Mavericks knocked down at least 10 3-pointers 63 times in 2017-18. Dallas ranked fifth in total made threes (967), fifth in 3-pointers made per game (11.8), fourth in 3-pointers attempted per game (32.8) and 17th in 3-point field goal percentage (.360) this year. The Mavericks made 19-or-more trifectas five times in 2017-18 (19-of-40, .475, vs. Philadelphia 10/28/17; 19-of-38, .500, vs. Milwaukee 11/18/17; 22-of-39, .564, at New Orleans 12/29/17; 19-of-42, .452, vs. Golden State 1/3/18; 19-of-42, .452, at L.A. Lakers 2/23/18), after they did so just once in the team's previous 37 seasons (19-of-41, .463, at Orlando 2/19/16 (OT)). It was tied for the second-most games with 19-plus treys in the NBA this season (Brooklyn also had five games with 19-plus 3-pointers and Houston recorded a league-high 13). Dallas went 22-of-39 (.564) from beyond the arc at New Orleans on 12/29/17, setting a new franchise record for 3-pointers made in a game. Prior to their 3-point barrage at New Orleans on 12/29/17, the most triples the Mavericks made in any game (regular season or postseason) was 20 in a series-clinching playoff win over the L.A. Lakers on 5/8/11 (20-of-32, .625). Before the 2017-18 season, Dallas had never made 19 treys in a regular-season game that was decided in regulation. The Mavericks had three streaks of at least 15 consecutive games with nine-or-more made 3-pointers this season. Dallas hit at least nine trifectas in each of its first 15 games this year (10/18-11/14/17), breaking the franchise's previous single-season record of 12 straight games with nine-or-more 3-pointers set in 1995-96 (2/25-3/15/96). The Mavericks then hit at least nine 3-balls in 16 consecutive games from 11/22-12/23/17. Most recently, Dallas had a streak of 15 straight games with nine-plus triples from 1/31-2/10/18.

NOWITZKI'S 3-BALL: Mavericks forward Dirk Nowitzki ranks 11th on the NBA's all-time 3-point field goals made list with 1,918 career triples. Houston's Joe Johnson ranks 10th ahead of Nowitzki with 1,978 career treys. Nowitzki, 39, went 138-of-337 (.409) from beyond the arc in 2017-18. It was the fourth-most trifectas Nowitzki made in any one season. It was also the fourth-highest 3-point field goal percentage he recorded in any one year. What's more, it was the most 3-pointers by a player age 39-or-older in NBA history. Jason Kidd, who went 114-of-325 (.351) from deep with New York in 2012-13 (at age 39), held the previous such record. In fact, Kidd (114 in 2012-13) and Vince Carter (112-of-296, .378, with Memphis at age 40 in 2016-17) are the only players in league history to record at least 100 trifectas in a season at age 39-or-older. The 2017-18 campaign was Nowitzki's ninth season with 100-or-more treys (including his fourth in the last five years). He advanced from 14th to 11th place on the league's all-time triples list in 2017-18. Nowitzki passed Rashard Lewis (1,787) against Philadelphia on 10/28/17, Kobe Bryant (1,827) against Phoenix on 12/18/17 and Chauncey Billups (1,830) at Miami on 12/22/17. He also leapfrogged Cleveland's J.R. Smith at Chicago on 3/2/18. Nowitzki knocked down his 1,900th career 3-pointer at the 10:34 mark of the third quarter versus Houston on 3/11/18 (he was assisted by Dennis Smith Jr. on the play). He became the 11th player in NBA history to achieve the milestone. He also became the first international player and the first 7-footer to reach the mark.

NOWITZKI REACHES 11,000 CAREER FIELD GOALS: Mavericks forward Dirk Nowitzki, who has made 11,034 baskets in his career, moved into eighth place on the NBA's all-time field goals made list in 2017-18. The big German passed Hakeem "The Dream" Olajuwon (10,749) on the league's all-time field goals made list with a 20-foot jumper at the 11:45 mark of the second quarter against Minnesota on 11/17/17 (career field goal No. 10,750), becoming the league's all-time leader in field goals made by an international player. He passed Elvin Hayes (10,976) for eighth place on the NBA's all-time field goals made list with a hook shot at the 8:56 mark of the second quarter against New Orleans on 3/4/18 (career field goal No. 10,977). Nowitzki recorded his 11,000th career field goal with a 19-foot jumper at the 9:11 mark of the second quarter at Toronto on 3/16/18, becoming the eighth player in NBA history to reach the milestone.

MAVS TIE FRANCHISE RECORD WITH ONLY FOUR TURNOVERS AGAINST MAGIC: The Mavericks recorded only four miscues in their 114-99 win over the Magic on 1/9/18, tying the franchise record for fewest turnovers in a game. It marked the 10th time in team history that the Mavericks finished with only four giveaways and the first since 3/28/16 at Denver. Dallas actually had three games with only four turnovers in 2015-16 (12/28/15 vs. Milwaukee, 2/3/16 vs. Miami, 3/28/16 at Denver) but none in 2016-17 (Dallas' season-low for miscues in 2016-17 was 5 at New Orleans on 3/29/17).



UNDRAFTED: Fourteen undrafted players appeared in at least one regular-season game for Dallas in 2017-18 (J.J. Barea, Gian Clavell, Antonius Cleveland, Kyle Collinsworth, Yogi Ferrell, Dorian Finney-Smith, Aaron Harrison, Scotty Hopson, Jalen Jones, Maxi Kleber, Wesley Matthews, Salah Mejri, Johnathan Motley and Jameel Warney) – the most in any one season in franchise history. The previous team record was 11, set in 2016-17 (prior to 2016-17, the franchise record was eight in 1992-93). Seth Curry, who went undrafted in 2013 out of Duke, also played in three preseason games for Dallas in 2017-18 but missed the entire regular season due to a stress reaction in his left tibia.

BARNES HITS THE BOARDS: Mavericks forward Harrison Barnes averaged a career-high (team-high) 6.1 rebounds per game in 2017-18 (to go along with his team-high 18.9 ppg). Prior to the 2017-18 season, his best rebounding campaign came in 2014-15 when he averaged 5.5 rebounds per contest for the Golden State Warriors. Barnes led Dallas on the glass a team-high 25 times in 2017-18 (including ties), after he led the team in rebounding 12 times in all of 2016-17. He recorded a career-high 10 double-digit rebounding games this year (his previous most was 6 in 2014-15 with Golden State), after he had only one such game with Dallas in 2016-17. Barnes also posted a team-high eight double-doubles in 2017-18 – his most in any one season in his career (previous high: 6 in 2014-15). Barnes, who averaged a team-high (career-high) 19.2 points per game in his first season with Dallas in 2016-17, led the team in scoring again in 2017-18 (18.9 ppg). He led the Mavericks in scoring a team-high 39 times on the year (including ties).

BARNES' BUZZER-BEATER AT MEMPHIS: Mavericks forward Harrison Barnes banked in a 30-foot 3-pointer at the buzzer to give Dallas a thrilling 95-94 win at Memphis on 11/22/17. It was his fourth career game-winning field goal in the final 5 seconds of the fourth quarter or overtime, including his second with the Mavericks. In 2016-17, Barnes hit the game-winning shot with 3.7 seconds left in the Mavericks' 90-88 win at the L.A. Clippers on 12/23/16 (in the team's final game before Christmas). In 2017-18, he sent Dallas into the Thanksgiving holiday on a high note with his game-winner against the Grizzlies. Barnes' other two game-winners (in the final 5 seconds of the fourth period or OT) occurred with the Golden State Warriors: against Phoenix on 4/2/15 and at Philadelphia on 1/30/16. The only other Maverick in the last 10 seasons to hit a game-winning 3-pointer with no time left on the clock was Deron Williams, who hit a corner three at the buzzer to give Dallas a 117-116 double-overtime win over Sacramento on 1/5/16.

HARP TO THE RAFTERS: Derek Harper had his No. 12 jersey retired at halftime of Dallas' game against New York on 1/7/18. He joined Brad Davis (No. 15) and Rolando Blackman (No. 22) as the only Mavericks to have their jerseys hung in the rafters. Harper played 12 of his 16 NBA seasons with Dallas (1983-94, 1996-97), averaging 14.4 points (.468 FG), 5.9 assists, 1.8 steals and 32.1 minutes per game in 872 games (620 starts). Harper stands as the Mavericks' all-time leader in assists (5,111) and steals (1,551). He also ranks third in franchise history in games played (872), third in starts (620), third in minutes (27,985), fourth in points (12,597), fourth in field goals made (4,899), fourth in free throws made (2,094) and fifth in 3-point field goals made (705). Former Mavericks head coach Dick Motta and several Maverick legends spoke on Harper's behalf during the ceremony.

BAREA'S MAKES BIG IMPACT, BOTH ON AND OFF THE COURT: Mavericks guard J.J. Barea played some of his best basketball in 2017-18, averaging career highs in points (11.6 ppg), rebounds (2.9 rpg), assists (6.3 apg) and 3-pointers per game (1.7). However, he had an incredible season off the court as well. When his home territory of Puerto Rico was devastated in the aftermath of Hurricane Maria, Barea was quick to respond. He coordinated five trips to the island to aid in relief efforts. Barea borrowed the Mavericks' team plane from owner Mark Cuban to deliver over 100,000 pounds of supplies in the days following the storm. He also launched a fundraiser on YouCaring.com for families affected by the hurricane that has raised more than \$250,000, and personally raised nearly \$500,000. Barea worked with the Mavericks to donate 100 percent of all single-game ticket sales from their Oct. 25 game against the Memphis Grizzlies to Puerto Rico, generating an additional \$114,000 for the island's recovery. Barea, who was the recipient of the October NBA Cares Community Assist Award, even teamed up with his alma mater, Northeastern, to host Paws For Puerto, a night of fundraising for Puerto Rican hurricane relief, on Dec. 5. In recognition of his outstanding relief efforts, Barea received the 2017-18 J. Walter Kennedy Citizenship Award, which is administered by the Professional Basketball Writers Association (PBWA) and is presented annually to a player, coach or athletic trainer who shows outstanding service and dedication to the community. Barea was also named as one of three winners (Tina Charles, Boris Diaw) of the 2018 Mannie Jackson Human Spirit Award, an award presented annually by the Naismith Memorial Basketball Hall of Fame, to those with the highest level of dedication to making a positive impact in the lives of others. Overall, Barea made a huge impact in 2017-18.



SEASON STATISTICS & RESULTS

DATE	H-R	W-L	OPPONENT	SCORE DAL-OPP	HOME RECORD	ROAD RECORD	TOTAL RECORD	DALLAS HI SCORER	DALLAS PT	DALLAS HI REBR	RB	DALLAS HI ASSISTS	AST	OPPONENT HI SCORER	OPPONENT PT	ATTEND
OCT 18	H	L	ATLANTA	111-117	0-1	0-0	0-1	NOEL/SMITH	16	NOEL	11	SMITH	10	SCHRODER	28	19,709
OCT 20	H	L	SACRAMENTO	88-93	0-2	0-0	0-2	BARNES	24	NOWITZKI	9	BAREA	10	HILL	21	19,273
OCT 21	R	L	HOUSTON	91-107	0-2	0-1	0-3	BAREA/FERRELL	19	NOWITZKI	5	FERRELL	6	HARDEN	29	18,055
OCT 23	H	L	GOLDEN STATE	103-133	0-3	0-1	0-4	MATTHEWS	19	NOEL	7	BAREA	8	CURRY	29	19,875
OCT 25	H	W	MEMPHIS	103-94	1-3	0-1	1-4	SMITH	19	BARNES	6	SMITH	5	GASOL	26	19,674
OCT 26	R	L	MEMPHIS	91-96	1-3	0-2	1-5	BARNES	22	BARNES	11	SMITH	9	GASOL	25	15,839
OCT 28	H	L	PHILADELPHIA	110-112	1-4	0-2	1-6	BARNES	25	MATTHEWS	6	SMITH	8	SIMMONS	23	19,567
OCT 30	R	L	UTAH	89-104	1-4	0-3	1-7	NOWITZKI	18	POWELL	10	HARRIS	6	HOOD	25	16,221
NOV 1	R	L	LA. CLIPPERS	98-119	1-4	0-4	1-8	SMITH	18	NOWITZKI	8	MATTHEWS	4	GRIFFIN	20	13,487
NOV 3	H	L	NEW ORLEANS	94-99	1-5	0-4	1-9	BARNES	26	MEJRI	13	BAREA	5	DAVIS	30	19,894
NOV 4	R	L	MINNESOTA	99-112	1-5	0-5	1-10	SMITH	18	SMITH	5	BAREA	6	TOWNS	31	16,837
NOV 7	R	W	WASHINGTON	113-99	1-5	1-5	2-10	BARNES	31	MEJRI	12	SMITH	8	BEAL/WALL	23	14,505
NOV 11	H	L	CLEVELAND	104-111	1-6	1-5	2-11	BARNES	23	BARNES	12	SMITH	7	LOVE	29	20,378
NOV 12	R	L	OKLA CITY	99-112	1-6	1-6	2-12	BARNES	22	BARNES	13	MATTHEWS	4	GEORGE	37	18,203
NOV 14	H	L	SAN ANTONIO	91-97	1-7	1-6	2-13	SMITH	27	BARNES	8	NOWITZKI	6	ALDRIDGE	32	19,535
NOV 17	H	L	MINNESOTA	87-111	1-8	1-6	2-14	BARNES	18	NOWITZKI	7	BAREA	4	BUTLER	21	19,459
NOV 18	H	W	MILWAUKEE	111-79	2-8	1-6	3-14	MATTHEWS	22	POWELL	13	MATTHEWS	8	ANETOKOUM	24	19,949
NOV 20	H	L	BOSTON	102-110(O)	2-9	1-6	3-15	BARNES	31	NOWITZKI	12	BAREA/SMITH	4	IRVING	47	20,302
NOV 22	R	W	MEMPHIS	95-94	2-9	2-6	4-15	BARNES	22	BARNES	9	BAREA	11	EVANS	18	16,101
NOV 25	H	W	OKLA CITY	97-81	3-9	2-6	5-15	NOWITZKI	19	BARNES	12	BAREA	6	WESTBROOK	28	20,340
NOV 27	R	L	SAN ANTONIO	108-115	3-9	2-7	5-16	MATWS/SMITH	19	BARNES	8	BAREA	6	ALDRIDGE	33	17,918
NOV 29	H	L	BROOKLYN	104-109	3-10	2-7	5-17	BARNES	17	BARNES	8	BAREA/BARNES	6	CARROLL	22	19,327
DEC 2	H	W	LA. CLIPPERS	108-82	4-10	2-7	6-17	BAREA	21	BARNES	10	BAREA	10	L. WILLIAMS	18	19,245
DEC 4	H	W	DENVER	122-105	5-10	2-7	7-17	BARNES	22	BARNES	10	BAREA	9	BARTON	23	19,419
DEC 6	R	L	BOSTON	90-97	5-10	2-8	7-18	BARNES	19	POWELL	7	BAREA	6	IRVING	23	18,624
DEC 8	R	L	MILWAUKEE	102-109	5-10	2-9	7-19	MATTHEWS	29	BARNES	8	BAREA	6	MIDDLETON	31	15,889
DEC 10	R	L	MINNESOTA	92-97	5-10	2-10	7-20	BARNES	19	POWELL	6	FERRELL	7	TOWNS	28	13,094
DEC 12	H	W	SAN ANTONIO	95-89	6-10	2-10	8-20	BARNES	17	POWELL	12	BAREA	6	ALDRIDGE	23	19,874
DEC 14	R	L	GOLDEN STATE	97-112	6-10	2-11	8-21	NOWITZKI	18	NOWITZKI	9	BAREA/HARRIS	6	DURANT	36	19,596
DEC 16	R	L	SAN ANTONIO	96-98	6-10	2-12	8-22	KLEBER	21	FERRELL	11	BAREA	6	ALDRIDGE	22	18,418
DEC 18	H	L	PHOENIX	91-97	6-11	2-12	8-23	BARNES	26	KLEBER	8	BAREA	6	WARREN	19	19,245
DEC 20	H	W	DETROIT	110-93	7-11	2-12	9-23	BARNES	25	BARNES	7	BAREA	7	TOLLIVER	18	19,580
DEC 22	R	L	MIAMI	101-113	7-11	2-13	9-24	FERRELL	23	MEJRI	5	BAREA	8	ELLINGTON	28	19,600
DEC 23	R	L	ATLANTA	107-112	7-11	2-14	9-25	BARNES	22	NOWITZKI	6	BAREA	12	SCHRODER	33	13,402
DEC 26	H	W	TORONTO	98-93	8-11	2-14	10-25	BAREA	20	BARNES	10	BAREA/SMITH	4	LOWRY	23	20,005
DEC 27	R	W	INDIANA	98-94	8-11	3-14	11-25	NOWITZKI	15	NOWITZKI	7	BAREA	7	STEPHENSON	16	17,923
DEC 29	R	W	NEW ORLEANS	128-120	8-11	4-14	12-25	SMITH	21	NOWITZKI	12	SMITH	10	DAVIS	33	16,878
DEC 31	R	W	OKLA CITY	116-113	8-11	5-14	13-25	BARNES	24	BAREA	7	BAREA	11	WESTBROOK	38	18,203
JAN 3	H	L	GOLDEN STATE	122-125	8-12	5-14	13-26	MATTHEWS	22	POWL/NOWITZ	8	SMITH	8	CURRY	32	20,212
JAN 5	H	L	CHICAGO	124-127	8-13	5-14	13-27	MATTHEWS	24	BARNES	7	BAREA	9	DUNN	32	20,073
JAN 7	H	L	NEW YORK	96-100	8-14	5-14	13-28	BARNES	25	MEJRI/BARNES	7	HARRIS	6	PORZINGIS	29	20,171
JAN 9	H	W	ORLANDO	114-99	9-14	5-14	14-28	NOWITZ/SMITH	20	FERRELL	8	BAREA	12	GORDON	19	19,306
JAN 10	R	W	CHARLOTTE	115-111	9-14	6-14	15-28	BARNES	25	BARNES	11	SMITH	6	WALKER	41	14,462
JAN 13	H	L	LA. LAKERS	101-107(O)	9-15	6-14	15-29	SMITH	23	FERRELL	10	MATTHEWS	4	RANDLE	23	20,209
JAN 16	R	L	DENVER	102-105	9-15	6-15	15-30	SMITH	25	POWELL	7	FERRELL	7	JOKIC	29	14,097
JAN 20	R	L	PORTLAND	108-117	9-15	6-16	15-31	MATTHEWS	23	BARNES	10	BAREA/SMITH	6	LILLARD	31	19,464
JAN 22	H	W	WASHINGTON	98-75	10-15	6-16	16-31	BARNES	20	BARNES	10	SMITH	6	BEAL	18	19,328
JAN 24	H	L	HOUSTON	97-104	10-16	6-16	16-32	MATTHEWS	29	MEJRI	10	SMITH	6	HARDEN	25	19,378
JAN 26	H	L	PORTLAND	93-107	10-17	6-16	16-33	BARNES	21	BARNES	7	SMITH	7	LILLARD	29	19,876
JAN 27	R	L	DENVER	89-91	10-17	6-17	16-34	BARNES	22	TIED WITH	6	SMITH	6	G. HARRIS	24	19,520
JAN 29	H	L	MIAMI	88-95	10-18	6-17	16-35	BARNES	20	POWELL	10	SMITH	10	WHITESIDE	25	19,555
JAN 31	R	L	PHOENIX	88-102	10-18	6-18	16-36	SMITH	17	NOWITZKI	10	SMITH	6	JACKSON	21	15,923
FEB 3	R	W	SACRAMENTO	106-99	10-18	7-18	17-36	BARNES	18	POWELL	9	BAREA	11	FOX/TEMPLE	15	17,583
FEB 5	R	L	LA. CLIPPERS	101-104	10-18	7-19	17-37	MATTHEWS	23	POWELL	10	BAREA/SMITH	5	GALLINARI	28	15,127
FEB 8	R	L	GOLDEN STATE	103-121	10-18	7-20	17-38	SMITH	22	NOWITZKI	11	BAREA	8	DURANT	24	19,596
FEB 10	H	W	LA. LAKERS	130-123	11-18	7-20	18-38	NOWITZKI	22	POWELL	7	BAREA	9	RANDLE	26	20,162
FEB 11	R	L	HOUSTON	97-104	11-18	7-21	18-39	FERRELL	20	POWELL	12	SMITH	11	HARDEN	27	18,055
FEB 13	H	L	SACRAMENTO	109-114	11-19	7-21	18-40	BAREA	19	NOWITZKI	6	BAREA	13	RANDOLPH	22	19,801
FEB 23	R	L	LA. LAKERS	102-124	11-19	7-22	18-41	MATWS/BARNES	19	BARNES	7	BAREA	6	RANDLE	18	18,997
FEB 24	R	L	UTAH	90-97	11-19	7-23	18-42	BAREA	17	NOWITZKI	10	BAREA	12	MITCHELL	25	18,306
FEB 26	H	W	INDIANA	109-103	12-19	7-23	19-42	BARNES	21	POWELL	14	BAREA	9	TURNER	24	19,536
FEB 28	H	L	OKLAH CITY	110-111(O)	12-20	7-23	19-43	BARNES	26	POWELL	8	BAREA	7	WESTBROOK	30	20,202
MAR 2	R	L	CHICAGO	100-108	12-20	7-24	19-44	BARNES	26	POWELL	11	MATTHEWS	4	PORTIS	22	21,017
MAR 4	H	L	NEW ORLEANS	109-126	12-21	7-24	19-45	SMITH/NOWITZ	23	POWELL	11	SMITH	8	HOLIDAY	30	19,798
MAR 6	H	W	DENVER	118-107	13-21	7-24	20-45	FERRELL	24	NOEL	14	SMITH	11	CHANDLER	21	19,504
MAR 10	H	W	MEMPHIS	114-80	14-21	7-24	21-45	BARNES	25	POWELL	10	FERRELL	6	D. BROOKS	17	19,579
MAR 11	H	L	HOUSTON	82-105	14-22	7-24	21-46	POWELL	20	COLLINSWORTH	10	BAREA	13	GORDON	26	20,394
MAR 13	R	W	NEW YORK	110-97	14-22	8-24	22-46	BARNES	30	FINNEY-SMITH	9	BAREA	7	BEASLEY	21	18,597
MAR 16	R	L	TORONTO	115-122(O)	14-22	8-25	22-47	BARNES	27	POWELL	8	BAREA	6	DEROZAN	29	19,800
MAR 17	R	L	BROOKLYN	106-114	14-22	8-26	22-48	SMITH	21	JONES/NOWITZ	7	FERRELL	12	HOLLIS-JEFF	21	13,877
MAR 20	R	L	NEW ORLEANS	105-115	14-22	8-27	22-49	NOWITZKI	19	FINNEY-SMITH	6	BAREA	8	DAVIS	37	14,484
MAR 22	H	L	UTAH	112-119	14-23	8-27	22-50	BAREA	23	MEJRI	5	BAREA	8	MITCHELL	26	19,725
MAR 24	H	L	CHARLOTTE	98-102	14-24	8-27	22-51	SMITH	21	NOEL	12	SMITH	6	WALKER	24	20,085
MAR 27	R	W	SACRAMENTO	103-97	14-24	9-27	23-51	BARNES	18	KLEBER	9	BARNES/SMITH	6	LABISSIERE	19	17,583
MAR 28	R	L	LA. LAKERS	93-103	14-24	9-28	23-52	BARNES	17	NOWITZKI	7	SMITH	8	LOPEZ	22	18,997
MAR 30	H	L	MINNESOTA	92-93	14-25	9-28	23-53	BARNES	19	NOEL	12	SMITH	7	CRAWFORD	24	20,244
APR 1	R	L	CLEVELAND	87-98	14-25	9-29	23-54	BARNES	30	NOWITZKI	7	SMITH	6	JAMES	16	20,562
APR 3	H	W	PORTLAND	115-109	15-25	9-29	24-54	SMITH	18	KLEBER/SMITH	8	SMITH	8	LILLARD	29	19,624
APR 4	R	L	ORLANDO	100-105	15-25	9-30	24-55	JONES	16	COLLINSWORTH	9	FERRELL	7	GORDON	20	18,112
APR 6	R	L	DETROIT	106-113(O)	15-25	9-31	24-56	MOTLEY	26	MOTLEY	12	SMITH	8	JACKSON	24	18,768
APR 8	R	L	PHILADELPHIA	97-109	15-25	9-32	24-57	BARNES	21	KLEBER/POWELL	10	SMITH	11	REDICK	18	20,846
APR 10	H	L	PHOENIX	97-124	15-26	9-32	24-58	MOTLEY	21	COLLINSWORTH	11	COLLINSWORTH	8	PETERS	36	20,041



TEAM RECORD

	RECORD	HOME	ROAD	OT
OVERALL	24-58	15-26	9-32	0-5
ATLANTIC	2-8	1-4	1-4	0-2
CENTRAL	4-6	3-2	1-4	0-1
SOUTHEAST	4-6	2-3	2-3	
EASTERN	10-20	6-9	4-11	0-3
SOUTHWEST	5-11	3-5	2-6	
NORTHWEST	5-13	4-5	1-8	0-1
PACIFIC	4-14	2-7	2-7	0-1
WESTERN	14-38	9-17	5-21	0-2

HEAD COACH: RICK CARLISLE

OVERALL:	17 YEARS	718 WON	578 LOST	.554 PCT.
W/CLUB :	11 YEARS	437 WON	367 LOST	.544 PCT.

TEAM WINNING & LOSING STREAKS

LONG:	OVERALL WIN - 4 LOSS - 6	HOME WIN - 3 LOSS - 5	ROAD WIN - 4 LOSS - 8
-------	--------------------------------	-----------------------------	-----------------------------

AFTER 82 GAMES LAST SEASON: W24, L58

MARGIN	1	2	3	4	5	6	7	8	9	10	11	12	13	14	15	16	17	18	19	20	21	22	23	
WON BY:	1		1	2	1	4	2	1	1		1		1	1	1	1	2						1	
LOST BY:	2	3	4	2	8	4	11	3	1	2	1	2	2	2	2	1	1	1				1	1	1

MARGIN	24	25	26	27	28	29	30	31	32	33	34	35	36	37	38	39	40	41	42	43	44	45	46+	
WON BY:			1						1		1													
LOST BY:	1			1				1																

AT START OF:	OVERALL	HOME	ROAD	FG%	OVERALL	HOME	ROAD
2ND- AHEAD:	14-21	10-7	4-14	-44%	6-39	3-19	3-20
- BEHIND:	7-36	2-19	5-17	45-49%	11-14	8-5	3-9
- TIED:	3-1	3-0	0-1	50-54%	5-5	3-2	2-3
3RD- AHEAD:	17-17	12-6	5-11	55-59%	2-0	1-0	1-0
- BEHIND:	7-37	3-19	4-18	+60%	0-0	0-0	0-0
- TIED:	0-4	0-1	0-3				
4TH- AHEAD:	20-14	14-4	6-10				
- BEHIND:	4-42	1-21	3-21				
- TIED:	0-2	0-1	0-1				



TEAM BREAKDOWN AND PLAYER HIGHS

PLAYER	MINUTES	FIELD GOALS	FREE THROWS	OFF.	REBOUNDS	TOTAL	ASSISTS	STEALS	TO	BLOCKED SHOTS	POINTS
J.J. BAREA	33 FEB. 24 AT UTAH	9 (2) MAR. 22 VS UTAH	6 (2) JAN. 3 VS G.S.	2 OCT. 23 VS G.S.	7 (3) MAR. 6 VS DEN.	8 MAR. 6 VS DEN.	13 (2) MAR. 11 VS HOU.	3 (2) DEC. 23 AT ATL.	6 MAR. 6 VS DEN.	11 (3) FEB. 8 AT G.S.	23 MAR. 22 VS UTAH
HARRISON BARNES	43 APR. 8 AT PHIL.	11 (3) MAR. 16 AT TOR.	10 (2) MAR. 10 VS MEM.	5 DEC. 14 AT G.S.	11 (2) NOV. 12 AT OKC.	13 NOV. 12 AT OKC.	6 (2) MAR. 27 AT SAC.	3 (2) DEC. 12 VS S.A.	5 FEB. 28 VS OKC.	1 (14) MAR. 27 AT SAC.	31 (2) NOV. 20 VS BOS.
GIAN CLAVELL	25 OCT. 21 AT HOU.	3 OCT. 21 AT HOU.	2 NOV. 12 AT OKC.	1 OCT. 20 AT OKC.	5 OCT. 21 AT HOU.	5 OCT. 21 AT HOU.	2 OCT. 21 AT HOU.	1 (2) OCT. 21 AT HOU.	1 (2) NOV. 12 AT OKC.	0	9 OCT. 21 AT HOU.
ANTONIUS CLEVELAND	21 DEC. 14 AT G.S.	1 (4) DEC. 10 AT MINN.	1 (2) DEC. 2 VS LA-C	2 DEC. 2 VS LA-C	2 (3) DEC. 10 AT MINN.	3 DEC. 2 VS LA-C	1 (2) NOV. 22 AT MEM.	3 DEC. 10 AT MINN.	1 (2) DEC. 12 VS S.A.	2 DEC. 10 AT MINN.	3 DEC. 2 VS LA-C
KYLE COLLINSWORTH	44 APR. 10 VS PHOE.	5 APR. 4 AT ORL.	3 (2) APR. 4 AT ORL.	6 MAR. 11 VS HOU.	8 APR. 10 VS PHOE.	11 APR. 10 VS PHOE.	8 APR. 10 VS PHOE.	2 (3) MAR. 13 AT N.Y.	3 MAR. 17 AT BRK.	2 (3) APR. 6 AT DET.	13 APR. 4 AT ORL.
YOGI FERRELL	43 (2) JAN. 13 VS LA-L	9 (2) MAR. 6 VS DEN.	7 OCT. 20 VS SAC.	3 JAN. 9 VS ORL.	10 DEC. 16 AT S.A.	11 DEC. 16 AT S.A.	12 MAR. 17 AT BRK.	4 FEB. 23 AT LA-L	4 OCT. 20 VS SAC.	11 (9) APR. 6 AT DET.	24 MAR. 6 VS DEN.
DORIAN FINNEY-SMITH	41 APR. 10 VS PHOE.	6 (2) APR. 10 VS PHOE.	2 (3) APR. 4 AT ORL.	3 (3) APR. 6 AT DET.	7 APR. 6 AT DET.	10 APR. 6 AT DET.	4 (2) APR. 10 VS PHOE.	2 (2) MAR. 28 AT LA-L	3 MAR. 30 VS MINN.	1 (4) APR. 1 AT CLEV.	15 APR. 6 AT DET.
DEVIN HARRIS	26 NOV. 27 AT S.A.	5 (8) JAN. 16 AT DEN.	10 DEC. 2 VS LA-C	2 NOV. 17 VS MINN.	6 DEC. 18 VS PHOE.	6 (2) DEC. 18 VS PHOE.	6 (3) JAN. 7 VS N.Y.	4 (2) DEC. 14 AT G.S.	4 (2) JAN. 16 AT DEN.	2 DEC. 4 VS DEN.	17 DEC. 29 AT N.O.
AARON HARRISON	48 APR. 10 VS PHOE.	5 (2) APR. 10 VS PHOE.	4 APR. 10 VS PHOE.	2 APR. 10 VS PHOE.	5 MAR. 27 AT SAC.	5 MAR. 27 AT SAC.	4 APR. 3 VS PORT.	3 APR. 3 VS PORT.	1 (3) APR. 6 AT DET.	1 (2) MAR. 27 AT SAC.	16 APR. 10 VS PHOE.
SCOTTY HOPSON	8 MAR. 4 VS N.O.	0	1 MAR. 4 VS N.O.	0	0	0	1 MAR. 4 VS N.O.	0	1 MAR. 4 VS N.O.	0	1 MAR. 4 VS N.O.
JALEN JOINES DAL.	35 APR. 10 VS PHOE.	6 (2) APR. 4 AT ORL.	3 APR. 10 VS PHOE.	6 MAR. 17 AT BRK.	9 FEB. 11 AT HOU.	10 FEB. 11 AT HOU.	2 APR. 10 VS PHOE.	2 APR. 10 VS PHOE.	3 APR. 4 AT ORL.	1 APR. 4 AT ORL.	16 (2) APR. 4 AT ORL.
MAXI KLEBER	35 JAN. 27 AT DEN.	9 DEC. 16 AT S.A.	4 MAR. 22 VS UTAH	5 JAN. 31 AT PHOE.	8 MAR. 27 AT SAC.	10 APR. 8 AT PHIL.	4 DEC. 18 VS PHOE.	3 JAN. 27 AT DEN.	2 (6) APR. 8 AT PHIL.	5 (2) DEC. 26 VS TOR.	21 DEC. 16 AT S.A.
WESLEY MATTHEWS	43 NOV. 20 VS BOS.	11 DEC. 8 AT MILW.	6 (3) JAN. 20 AT PORT.	3 (2) FEB. 28 VS OKC.	8 NOV. 7 AT WASH.	8 (2) NOV. 7 AT WASH.	8 NOV. 18 VS MILW.	5 JAN. 31 AT PHOE.	5 (2) OCT. 30 AT UTAH	2 FEB. 5 AT LA-C	29 (2) JAN. 24 VS HOU.
DOUG MCDERMOTT DAL.	42 MAR. 17 AT BRK.	7 MAR. 10 VS MEM.	6 MAR. 6 VS DEN.	4 MAR. 2 AT CHI.	7 MAR. 10 VS MEM.	8 MAR. 2 AT CHI.	4 (2) MAR. 16 AT TOR.	11 (9) MAR. 27 AT SAC.	3 (2) MAR. 22 VS UTAH	1 (4) APR. 8 AT PHIL.	20 MAR. 10 VS MEM.
JOSH MCROBERTS	3 (2) JAN. 22 VS WASH.	0	0	0	0	0	0	0	0	0	0
SALAH MEJRI	25 NOV. 7 AT WASH.	5 FEB. 8 AT G.S.	4 NOV. 7 AT WASH.	6 JAN. 24 VS HOU.	10 NOV. 3 VS N.O.	13 NOV. 3 VS N.O.	3 (2) MAR. 27 AT SAC.	2 (2) JAN. 29 VS MIAMI	4 NOV. 3 VS N.O.	5 (2) NOV. 7 AT WASH.	11 JAN. 7 VS N.Y.
JOHNATHAN MOTLEY	41 APR. 4 AT ORL.	11 APR. 6 AT DET.	3 (2) APR. 10 VS PHOE.	4 APR. 10 VS PHOE.	9 APR. 6 AT DET.	12 APR. 6 AT DET.	2 APR. 6 AT DET.	2 APR. 6 AT DET.	3 APR. 10 VS PHOE.	1 (2) FEB. 11 AT HOU.	26 APR. 6 AT DET.
NERLENS NOEL	27 (3) MAR. 24 VS CHA.	6 OCT. 18 VS ATL.	4 OCT. 18 VS ATL.	5 OCT. 26 AT MEM.	12 MAR. 6 VS DEN.	14 MAR. 6 VS DEN.	3 MAR. 16 AT TOR.	5 MAR. 16 AT TOR.	3 (3) APR. 1 AT CLEV.	3 (2) MAR. 16 AT TOR.	16 OCT. 18 VS ATL.
DIRK NOWITZKI	32 (4) FEB. 24 AT UTAH	8 (7) MAR. 4 VS N.O.	7 JAN. 9 VS ORL.	2 (2) DEC. 26 VS TOR.	12 (2) DEC. 29 AT N.O.	12 (2) DEC. 29 AT N.O.	6 NOV. 14 VS S.A.	5 FEB. 8 AT G.S.	3 (2) OCT. 26 AT MEM.	3 (3) FEB. 24 AT UTAH	23 MAR. 4 VS N.O.
DWIGHT POWELL	37 FEB. 28 VS OKC.	10 FEB. 28 VS OKC.	7 (2) MAR. 10 VS MEM.	5 (2) FEB. 11 AT HOU.	12 FEB. 26 VS IND.	14 FEB. 26 VS IND.	5 FEB. 13 VS SAC.	4 NOV. 27 AT S.A.	3 (3) MAR. 24 VS CHA.	3 JAN. 22 VS WASH.	21 (2) FEB. 28 VS OKC.
DENNIS JR. SMITH	40 (2) APR. 8 AT PHIL.	11 JAN. 16 AT DEN.	7 JAN. 10 AT CHA.	2 (13) MAR. 24 VS CHA.	8 DEC. 29 AT N.O.	10 DEC. 29 AT N.O.	11 (3) APR. 8 AT PHIL.	3 (4) APR. 8 AT PHIL.	9 FEB. 5 AT LA-C	2 (4) APR. 8 AT PHIL.	27 NOV. 14 VS S.A.
JAMEEL WARNEY	12 MAR. 13 AT N.Y.	4 MAR. 13 AT N.Y.	2 MAR. 16 AT TOR.	3 MAR. 11 VS HOU.	2 (2) MAR. 16 AT TOR.	4 MAR. 11 VS HOU.	0	0	1 MAR. 13 AT N.Y.	0	8 MAR. 13 AT N.Y.
JEFF WITHEY	9 OCT. 21 AT HOU.	1 (6) DEC. 14 AT G.S.	1 OCT. 23 VS G.S.	1 DEC. 2 VS LA-C	2 (2) NOV. 12 AT OKC.	2 (3) DEC. 2 VS LA-C	0	0	1 (2) DEC. 2 VS LA-C	1 (3) DEC. 2 VS LA-C	4 OCT. 23 VS G.S.
MAVERICKS HIGH GAMES	265 (5) APR. 6 AT DET.	49 (2) JAN. 5 VS CHI.	30 MAR. 10 VS MEM.	18 (2) APR. 10 VS PHOE.	47 MAR. 24 VS CHA.	56 DEC. 26 VS TOR.	33 JAN. 5 VS CHI.	15 FEB. 8 AT G.S.	24 OCT. 30 AT UTAH	11 DEC. 26 VS TOR.	130 FEB. 10 VS LA-L
MAVERICKS LOW GAMES	240 (77) APR. 10 VS PHOE.	31 (2) OCT. 21 AT HOU.	5 MAR. 30 VS MINN.	3 (4) FEB. 23 AT LA-L	19 DEC. 22 AT MIAMI	22 DEC. 22 AT MIAMI	15 APR. 1 AT CLEV.	3 (2) APR. 4 AT ORL.	4 JAN. 9 VS ORL.	0 (4) FEB. 3 AT SAC.	82 MAR. 11 VS HOU.
OPPONENTS HIGH GAMES	265 (5) APR. 6 AT DET.	49 MAR. 4 VS N.O.	29 (2) DEC. 8 AT MILW.	19 FEB. 28 VS OKC.	49 (3) MAR. 24 VS CHA.	62 (2) MAR. 24 VS CHA.	37 FEB. 8 AT G.S.	16 OCT. 30 AT UTAH	22 FEB. 28 VS OKC.	11 JAN. 29 VS MIAMI	133 OCT. 23 VS G.S.
OPPONENTS LOW GAMES	240 (77) APR. 10 VS PHOE.	26 JAN. 22 VS WASH.	5 (2) FEB. 3 AT SAC.	2 (2) FEB. 11 AT HOU.	25 FEB. 3 AT SAC.	31 DEC. 29 AT N.O.	13 NOV. 18 VS MILW.	2 JAN. 9 VS ORL.	7 (2) DEC. 16 AT S.A.	0 (3) FEB. 10 VS LA-L	75 FEB. 22 VS WASH.

"C" INDICATES A NEW CAREER-HIGH, "T" A TIED CAREER-HIGH.

NUMBERS IN PARENTHESES INDICATE THE NUMBER OF GAMES IN WHICH A PLAYER OR TEAM HAS REACHED A GIVEN TOTAL (IF MORE THAN ONE).



GAME BY GAME

DATE	GAME	FG-A	PCT	3FG-A	PCT	FT-A	PCT	OR-DR-REB	AST	PF	ST	TO	BS	PTS
10/18	@ DALLAS	38-86	.442	17-45	.378	18-21	.857	9-32-41	27	19	5	16	4	111
19,709	ATLANTA	48-94	.511	9-18	.500	12-15	.800	14-36-50	20	18	11	13	6	117
10/20	@ DALLAS	31-75	.413	11-33	.333	15-21	.714	7-29-36	19	13	8	12	7	88
19,273	SACRAMENTO	37-87	.425	10-23	.435	9-13	.692	16-41-57	20	18	8	15	3	93
10/21	DALLAS	31-84	.369	13-31	.419	16-21	.762	8-33-41	19	19	6	14	0	91
18,055	@ HOUSTON	39-82	.476	11-47	.234	18-22	.818	8-46-54	17	24	12	15	4	107
10/23	@ DALLAS	38-96	.396	9-29	.310	18-30	.600	14-28-42	21	20	11	12	0	103
19,875	GOLDEN STATE	48-86	.558	15-39	.385	22-26	.846	10-40-50	33	23	6	16	8	133
10/25	@ DALLAS	36-74	.486	11-26	.423	20-29	.690	4-31-35	20	20	6	11	4	103
19,674	MEMPHIS	33-72	.458	12-31	.387	16-24	.667	6-30-36	14	22	7	18	2	94
10/26	DALLAS	32-94	.340	10-34	.294	17-20	.850	18-35-53	20	22	10	14	3	91
15,839	@ MEMPHIS	30-73	.411	10-34	.294	26-30	.867	9-37-46	18	23	7	18	6	96
10/28	@ DALLAS	38-74	.514	19-40	.475	15-19	.789	3-30-33	22	15	7	18	2	110
19,567	PHILADELPHIA	43-87	.494	16-35	.457	10-14	.714	11-31-42	25	21	10	14	1	112
10/30	DALLAS	34-76	.447	12-24	.500	9-11	.818	9-33-42	17	16	4	24	3	89
16,221	@ UTAH	38-81	.469	16-35	.457	12-15	.800	6-29-35	25	17	16	14	8	104
11/1	DALLAS	35-89	.393	12-36	.333	16-20	.800	9-29-38	20	22	8	14	5	98
13,487	@ L.A. CLIPPERS	41-78	.526	13-28	.464	24-29	.828	7-42-49	27	20	9	16	5	119
11/3	@ DALLAS	34-88	.386	9-34	.265	17-22	.773	9-38-47	19	24	4	15	7	94
19,894	NEW ORLEANS	36-89	.404	7-29	.241	20-26	.769	9-44-53	23	22	9	14	4	99
11/4	DALLAS	40-87	.460	10-27	.370	9-12	.750	7-24-31	18	19	7	15	2	99
16,837	@ MINNESOTA	43-79	.544	10-24	.417	16-20	.800	10-38-48	33	20	7	19	9	112
11/7	DALLAS	43-91	.473	11-30	.367	16-20	.800	11-42-53	26	23	6	12	8	113
14,505	@ WASHINGTON	32-75	.427	10-25	.400	25-32	.781	3-36-39	21	19	5	15	5	99
11/11	@ DALLAS	39-92	.424	10-34	.294	16-21	.762	9-33-42	21	26	7	11	3	104
20,378	CLEVELAND	35-81	.432	12-31	.387	29-35	.829	10-43-53	18	18	8	17	3	111
11/12	DALLAS	37-87	.425	11-37	.297	14-18	.778	11-30-41	18	20	9	20	4	99
18,203	@ OKLAHOMA CITY	36-72	.500	15-32	.469	25-33	.758	3-34-37	21	23	10	17	4	112
11/14	@ DALLAS	33-81	.407	10-34	.294	15-18	.833	5-35-40	18	23	7	15	4	91
19,535	SAN ANTONIO	35-79	.443	6-26	.231	21-27	.778	8-39-47	18	16	9	12	7	97
11/17	@ DALLAS	32-86	.372	8-38	.211	15-17	.882	11-30-41	18	20	3	11	3	87
19,459	MINNESOTA	39-84	.464	13-30	.433	20-23	.870	11-37-48	27	18	7	10	0	111
11/18	@ DALLAS	38-79	.481	19-38	.500	16-19	.842	7-42-49	27	26	7	18	2	111
19,949	MILWAUKEE	28-74	.378	6-25	.240	17-31	.548	8-30-38	13	25	8	13	5	79
11/20	@ DALLAS	39-96	.406	7-33	.212	17-20	.850	8-37-45	18	22	7	11	3	102
20,302	BOSTON	38-84	.452	13-36	.361	21-26	.808	5-48-53	24	24	8	17	4	110
11/22	DALLAS	39-91	.429	9-28	.321	8-16	.500	4-36-40	23	14	9	8	2	95
16,101	@ MEMPHIS	37-81	.457	7-29	.241	13-14	.929	6-46-52	25	25	7	17	6	94
11/25	@ DALLAS	37-75	.493	15-35	.429	8-11	.727	8-35-43	25	18	11	17	5	97
20,340	OKLAHOMA CITY	29-80	.363	13-35	.371	10-13	.769	8-31-39	24	15	12	17	1	81
11/27	DALLAS	41-85	.482	14-32	.438	12-17	.706	4-36-40	25	19	7	11	0	108
17,918	@ SAN ANTONIO	43-82	.524	10-24	.417	19-21	.905	4-39-43	27	16	7	10	5	115
11/29	@ DALLAS	39-84	.464	9-27	.333	17-21	.810	7-37-44	26	23	5	11	3	104
19,327	BROOKLYN	42-90	.467	11-29	.379	14-25	.560	14-38-52	25	21	5	14	1	109
12/2	@ DALLAS	36-79	.456	16-35	.457	20-26	.769	15-39-54	24	20	4	17	7	108
19,245	L.A. CLIPPERS	30-86	.349	6-22	.273	16-23	.696	11-27-38	16	20	8	11	6	82
12/4	@ DALLAS	49-86	.570	12-26	.462	12-17	.706	5-37-42	26	18	4	7	6	122
19,419	DENVER	38-91	.418	14-36	.389	15-23	.652	15-34-49	25	19	5	7	5	105
12/6	DALLAS	34-86	.395	9-28	.321	13-17	.765	6-39-45	19	12	7	11	5	90
18,624	@ BOSTON	36-87	.414	12-34	.353	13-17	.765	9-44-53	25	15	8	12	8	97
12/8	DALLAS	35-75	.467	10-24	.417	22-26	.846	4-32-36	18	22	6	12	2	102
15,889	@ MILWAUKEE	36-79	.456	8-24	.333	29-34	.853	7-33-40	20	24	10	10	6	109
12/10	DALLAS	37-81	.457	11-31	.355	7-9	.778	6-27-33	23	22	6	11	5	92
13,094	@ MINNESOTA	36-72	.500	7-19	.368	18-23	.783	9-36-45	19	19	7	18	2	97
12/12	@ DALLAS	38-89	.427	9-24	.375	10-12	.833	8-41-49	17	19	8	8	2	95
19,874	SAN ANTONIO	35-87	.402	7-28	.250	12-19	.632	10-39-49	20	11	4	10	5	89
12/14	DALLAS	37-82	.451	10-29	.345	13-17	.765	8-23-31	25	16	7	12	1	97
19,596	@ GOLDEN STATE	47-78	.603	11-22	.500	7-9	.778	4-37-41	35	22	7	16	4	112
12/16	DALLAS	39-80	.488	10-28	.357	8-9	.889	4-34-38	23	16	4	10	4	96
18,418	@ SAN ANTONIO	39-86	.453	5-25	.200	15-18	.833	9-32-41	14	14	5	7	2	98
12/18	@ DALLAS	32-88	.364	11-37	.297	16-17	.941	8-34-42	21	18	10	15	5	91
19,245	PHOENIX	35-79	.443	10-25	.400	17-22	.773	7-42-49	17	25	9	19	6	97
12/20	@ DALLAS	40-75	.533	14-30	.467	16-20	.800	4-33-37	22	17	6	12	7	110
19,580	DETROIT	33-77	.429	7-24	.292	20-22	.909	6-32-38	19	19	4	13	2	93
12/22	DALLAS	38-75	.507	17-35	.486	8-11	.727	3-19-22	28	12	5	8	2	101
19,600	@ MIAMI	46-72	.639	16-25	.640	5-6	.833	2-33-35	25	15	3	12	3	113
12/23	DALLAS	43-85	.506	9-33	.273	12-15	.800	7-23-30	31	17	8	11	3	107
13,402	@ ATLANTA	42-74	.568	10-24	.417	18-22	.818	6-32-38	29	19	5	15	2	112
12/26	@ DALLAS	40-94	.426	6-24	.250	12-16	.750	16-40-56	20	24	5	14	11	98
20,005	TORONTO	30-89	.337	9-31	.290	24-32	.750	16-37-53	16	24	10	12	7	93
12/27	DALLAS	40-78	.513	8-29	.276	10-15	.667	4-31-35	26	12	7	10	3	98
17,923	@ INDIANA	38-79	.481	10-25	.400	8-10	.800	7-32-39	27	17	8	16	4	94
12/29	DALLAS	46-83	.554	22-39	.564	14-18	.778	5-38-43	27	23	5	15	4	128
16,878	@ NEW ORLEANS	42-85	.494	8-31	.258	28-32	.875	4-27-31	28	19	8	8	6	120
12/31	DALLAS	46-89	.517	15-34	.441	9-14	.643	8-28-36	26	18	5	8	5	116
18,203	@ OKLAHOMA CITY	43-89	.483	10-32	.312	17-23	.739	11-34-45	18	20	4	11	4	113
1/3	@ DALLAS	43-89	.483	19-42	.452	17-22	.773	7-33-40	29	17	5	12	1	122
20,212	GOLDEN STATE	48-89	.539	13-32	.406	16-19	.842	5-38-43	35	21	8	13	7	125
1/5	@ DALLAS	49-92	.533	14-32	.438	12-17	.706	7-27-34	33	24	11	13	2	124
20073	CHICAGO	44-78	.564	14-28	.500	25-31	.806	8-34-42	25	19	9	18	3	127
1/7	@ DALLAS	35-92	.380	6-24	.250	20-24	.833	9-31-40	22	20	7	7	2	96
20,171	NEW YORK	38-82	.463	6-16	.375	18-20	.900	10-49-59	22	23	4	16	6	100



GAME BY GAME (CONT.)

DATE	GAME	FG-A	PCT	3FG-A	PCT	FT-A	PCT	OR-DR-REB	AST	PF	ST	TO	BS	PTS
1/9	@ DALLAS	43-83	.518	9-26	.346	19-22	.864	5-33-38	27	22	6	4	2	114
19,306	ORLANDO	36-79	.456	11-29	.379	16-22	.727	9-33-42	27	23	2	13	4	99
1/10	DALLAS	39-83	.470	15-36	.417	22-28	.786	3-36-39	23	22	7	8	7	115
14,462	@ CHARLOTTE	43-84	.512	10-26	.385	15-30	.500	4-39-43	16	22	6	11	5	111
1/13	@ DALLAS	34-90	.378	11-43	.256	22-28	.786	4-35-39	20	17	5	9	1	101
20,209	L.A. LAKERS	43-95	.453	8-26	.308	13-18	.722	11-48-59	24	31	4	15	0	107
1/16	DALLAS	38-78	.487	8-27	.296	18-22	.818	5-30-35	17	24	10	16	3	102
14,097	@ DENVER	40-86	.465	8-26	.308	17-26	.654	15-32-47	23	23	10	19	3	105
1/20	DALLAS	38-83	.458	10-25	.400	22-28	.786	11-26-37	19	21	9	9	5	108
19,464	@ PORTLAND	45-86	.523	18-36	.500	9-10	.900	9-31-40	19	23	3	14	3	117
1/22	@ DALLAS	38-86	.442	10-31	.323	12-17	.706	9-43-52	20	21	9	12	8	98
19,328	WASHINGTON	26-85	.306	7-32	.219	16-27	.593	16-29-45	15	18	8	12	4	75
1/24	@ DALLAS	35-82	.427	15-35	.429	12-18	.667	9-40-49	24	21	5	14	2	97
19,378	HOUSTON	36-82	.439	21-51	.412	11-23	.478	7-37-44	20	19	8	10	3	104
1/26	@ DALLAS	35-89	.393	10-30	.333	13-17	.765	8-29-37	17	19	9	5	3	93
19,876	PORTLAND	39-79	.494	10-30	.333	19-23	.826	10-44-54	20	17	4	15	6	107
1/27	DALLAS	34-85	.400	11-31	.355	10-19	.526	8-35-43	17	15	8	8	5	89
19,520	@ DENVER	34-81	.420	12-33	.364	11-15	.733	9-44-53	23	21	6	16	8	91
1/29	@ DALLAS	33-86	.384	8-29	.276	14-16	.875	11-29-40	20	22	10	12	3	88
19,555	MIAMI	34-75	.453	12-31	.387	15-19	.789	11-30-41	23	19	9	17	11	95
1/31	DALLAS	32-88	.364	10-36	.278	14-26	.538	15-34-49	18	18	11	12	4	88
15,923	@ PHOENIX	40-83	.482	11-30	.367	11-15	.733	8-39-47	23	29	9	18	3	102
2/3	DALLAS	41-83	.494	13-41	.317	11-14	.786	10-27-37	28	12	8	15	0	106
17,583	@ SACRAMENTO	43-82	.524	8-27	.296	5-6	.833	7-24-31	23	21	12	16	3	99
2/5	DALLAS	33-80	.412	17-42	.405	18-20	.900	7-31-38	22	23	5	20	5	101
15,127	@ L.A. CLIPPERS	42-87	.483	10-27	.370	10-12	.833	5-34-39	28	16	10	13	3	104
2/8	DALLAS	40-93	.430	9-37	.243	14-17	.824	10-25-35	19	16	14	12	7	103
19,596	@ GOLDEN STATE	45-88	.511	14-29	.483	17-20	.850	18-33-51	37	18	6	16	8	121
2/10	@ DALLAS	48-89	.539	12-27	.444	22-27	.815	10-30-40	32	21	8	11	3	130
20,162	L.A. LAKERS	46-84	.548	16-34	.471	15-22	.682	9-28-37	29	25	7	17	0	123
2/11	DALLAS	38-93	.409	10-31	.323	11-16	.688	12-40-52	26	25	6	14	4	97
18,055	@ HOUSTON	34-78	.436	13-45	.289	23-33	.697	2-40-42	15	18	9	9	7	104
2/13	@ DALLAS	38-83	.458	15-40	.375	18-23	.783	4-33-37	29	15	4	9	4	109
19,801	SACRAMENTO	47-87	.540	12-29	.414	8-12	.667	5-33-38	30	19	6	9	4	114
2/23	DALLAS	37-91	.407	19-42	.452	9-11	.818	3-26-29	25	19	9	11	8	102
18,997	@ L.A. LAKERS	48-93	.516	13-33	.394	15-20	.750	13-49-63	32	17	8	16	6	124
2/24	DALLAS	34-83	.410	10-35	.286	12-14	.857	5-39-44	19	23	6	17	4	90
18,306	@ UTAH	34-85	.400	9-32	.281	20-26	.769	9-35-44	26	19	6	12	3	97
2/26	@ DALLAS	40-88	.455	14-37	.378	15-18	.833	7-37-44	20	21	9	10	3	109
19,536	INDIANA	41-87	.471	5-20	.250	16-23	.696	9-41-50	22	19	6	12	4	103
2/28	@ DALLAS	44-91	.484	13-36	.361	9-15	.600	8-28-36	30	22	11	17	1	110
20,202	OKLAHOMA CITY	42-93	.452	10-36	.278	17-19	.895	19-37-59	19	24	7	22	2	111
3/2	DALLAS	35-84	.417	13-29	.448	17-21	.810	12-33-45	21	15	6	16	4	100
21,017	@ CHICAGO	42-89	.472	10-27	.370	14-20	.700	11-35-46	24	18	9	13	2	108
3/4	DALLAS	40-90	.444	10-23	.435	19-25	.760	10-33-43	25	20	5	12	2	109
19,798	NEW ORLEANS	49-91	.538	12-26	.462	16-21	.762	6-41-47	27	21	9	12	4	126
3/6	@ DALLAS	43-90	.478	15-27	.556	17-23	.739	9-42-51	24	20	8	16	3	118
19,504	DENVER	38-92	.413	11-36	.306	20-26	.769	11-38-49	23	16	5	14	8	107
3/10	@ DALLAS	37-77	.481	10-29	.345	30-35	.857	9-43-52	21	18	8	11	3	114
19,579	MEMPHIS	30-84	.357	7-18	.389	13-17	.765	9-32-41	19	24	4	14	4	80
3/11	@ DALLAS	33-94	.351	5-31	.161	11-18	.611	17-36-53	26	18	5	10	2	82
20,394	HOUSTON	39-84	.464	17-45	.478	10-14	.714	6-39-45	21	22	5	11	5	105
3/13	DALLAS	40-89	.449	14-35	.400	16-18	.889	12-28-40	22	15	11	12	1	110
18,597	@ NEW YORK	40-82	.488	8-25	.320	9-12	.750	10-34-44	19	18	9	19	1	97
3/16	DALLAS	48-91	.527	6-22	.273	13-18	.722	6-30-36	25	27	7	12	5	115
19,800	@ TORONTO	43-91	.473	10-30	.333	26-31	.839	12-33-45	26	21	5	14	8	122
3/17	DALLAS	41-92	.446	12-22	.545	12-14	.857	13-32-45	25	21	5	10	3	106
13,877	@ BROOKLYN	43-84	.512	14-36	.389	14-19	.737	10-33-43	25	14	4	10	6	114
3/20	DALLAS	43-90	.478	10-35	.286	9-11	.818	9-31-40	25	14	4	8	2	105
14,484	@ NEW ORLEANS	48-91	.527	10-25	.400	9-15	.600	9-37-46	33	1	5	9	2	115
3/22	@ DALLAS	42-85	.494	17-32	.531	11-14	.786	8-27-35	22	16	5	14	7	112
19,725	UTAH	46-87	.529	12-29	.414	15-16	.938	8-31-39	32	19	11	11	6	119
3/24	@ DALLAS	36-91	.396	12-41	.293	14-19	.737	5-47-52	22	22	10	12	6	98
20,085	CHARLOTTE	35-92	.380	12-25	.480	20-29	.690	13-49-62	21	14	10	13	4	102
3/27	DALLAS	36-80	.450	14-40	.350	17-25	.680	4-39-43	25	17	7	13	9	103
N/A	@ SACRAMENTO	38-93	.409	6-23	.261	15-19	.789	10-35-45	25	22	6	10	6	97
3/28	DALLAS	33-84	.393	13-44	.295	14-19	.737	6-34-40	17	22	10	11	1	93
18,997	@ L.A. LAKERS	36-77	.468	9-33	.273	22-32	.688	7-42-49	25	16	6	15	5	103
3/30	@ DALLAS	38-85	.447	11-28	.393	5-7	.714	6-40-46	22	17	5	14	5	92
20,244	MINNESOTA	35-83	.422	8-25	.320	15-17	.882	6-38-44	14	13	10	10	6	93
4/1	DALLAS	32-80	.400	13-37	.351	10-11	.909	4-34-38	15	20	5	15	3	87
20,562	@ CLEVELAND	35-85	.412	11-26	.423	17-23	.739	10-40-50	21	12	7	11	1	98
4/3	@ DALLAS	42-92	.457	17-44	.386	14-20	.700	8-35-43	27	16	8	7	5	115
19,624	PORTLAND	39-87	.448	10-40	.250	21-24	.875	5-41-46	28	20	6	13	2	109
4/4	DALLAS	39-89	.438	10-30	.333	12-17	.706	11-32-43	24	23	3	12	1	100
18,112	@ ORLANDO	39-86	.453	8-29	.276	19-27	.704	12-35-47	27	15	4	13	10	105
4/6	DALLAS	40-92	.435	13-39	.333	13-18	.722	10-36-46	26	20	7	12	5	106
18,768	@ DETROIT	46-92	.500	12-30	.400	9-17	.529	6-43-49	24	19	6	11	4	113
4/8	DALLAS	40-94	.426	11-40	.275	6-13	.462	10-33-43	24	9	6	12	6	97
20,846	@ PHILADELPHIA	46-91	.505	8-27	.296	9-14	.643	9-43-52	32	19	9	11	4	109
4/10	@ DALLAS	37-96	.385	8-33	.242	15-22	.682	18-22-40	20	19	8	9	1	97
20,041	PHOENIX	48-76	.632	13-26	.500	15-21	.714	5-40-45	35	16	6	15	5	124



SUPERLATIVES & MORE

		DALLAS		OPPONENTS
POINTS	31	HARRISON BARNES VS. BOS 11/20/17 HARRISON BARNES AT WAS 11/7/17	47	KYRIE IRVING VS. BOS 11/20/17
POINTS IN A QUARTER	18	DENNIS SMITH JR. (4TH) VS. SA 11/14/17	18	KYRIE IRVING (1ST) VS. BOS 11/20/17
POINTS IN A HALF	20	DENNIS SMITH JR. (2ND) VS. SA 11/14/17	29	PAUL GEORGE (2ND) AT OKC 11/12/17
FIELD GOALS	11	JOHNATHAN MOTLEY AT DET 4/6/18 HARRISON BARNES AT TOR 3/16/18 DENNIS SMITH JR. AT DEN 1/16/18 HARRISON BARNES VS. PHO 12/18/17 WESLEY MATTHEWS AT MIL 12/8/17 HARRISON BARNES AT WAS 11/7/17 HARRISON BARNES AT PHI 4/8/18	17	RUSSELL WESTBROOK AT OKC 12/31/17
FIELD GOAL ATTEMPTS	25	HARRISON BARNES AT PHI 4/8/18	28	KEMBA WALKER AT CHA 1/10/18 RUSSELL WESTBROOK AT OKC 12/31/17
FIELD GOAL PERCENTAGE	1.000	NERLENS NOEL (6-6) VS. ATL 10/18/17	1.000	NENE (6-6) AT HOU 10/21/17
3-PT FIELD GOALS	7	WESLEY MATTHEWS AT LAC 2/5/18 WESLEY MATTHEWS VS. HOU 1/24/18 YOGI FERRELL AT CHA 1/10/18 WESLEY MATTHEWS VS. GS 1/3/18 HARRISON BARNES VS. PHI 10/28/17	8	ALEC PETERS VS. PHO 4/10/18 WAYNE ELLINGTON AT MIA 12/22/17
3-PT FG ATTEMPTS	15	DIRK NOWITZKI AT MIA 12/22/17	13	ALEC PETERS VS. PHO 4/10/18 JAMES HARDEN AT HOU 2/11/18 STEPHEN CURRY VS. GS 1/3/18 JAMES HARDEN AT HOU 10/21/17 KLAY THOMPSON (5-5) AT GS 12/14/17 STEPHEN CURRY VS. GS 10/23/17
3-PT FG PERCENTAGE	1.000	DIRK NOWITZKI (5-5) VS. LAC 12/2/17	1.000	KLAY THOMPSON (5-5) AT GS 12/14/17
FREE THROWS	10	HARRISON BARNES VS. MEM 3/10/18 DEVIN HARRIS VS. LAC 12/2/17 HARRISON BARNES VS. BOS 11/20/17 HARRISON BARNES VS. MEM 3/10/18 DEVIN HARRIS VS. LAC 12/2/17	13	STEPHEN CURRY VS. GS 10/23/17
FT ATTEMPTS	11	HARRISON BARNES VS. MEM 3/10/18 DEVIN HARRIS VS. LAC 12/2/17	18	DWIGHT HOWARD AT CHA 1/10/18
FT PERCENTAGE	1.000	HARRISON BARNES (10-10) VS. BOS 11/20/17	1.000	DAMIAN LILLARD (15-15) VS. POR 4/3/18
OFFENSIVE REBOUNDS	6	KYLE COLLINSWORTH VS. HOU 3/11/18 SALAH MEJRI VS. HOU 1/24/18	9	STEVEN ADAMS VS. OKC 2/28/18 NIKOLA JOKIC AT DEN 1/16/18
DEFENSIVE REBOUNDS	12	NERLENS NOEL VS. DEN 3/6/18 DWIGHT POWELL VS. IND 2/26/18 HARRISON BARNES VS. BOS 11/20/17	22	DWIGHT HOWARD VS. CHA 3/24/18
TOTAL REBOUNDS	14	NERLENS NOEL VS. DEN 3/6/18 DWIGHT POWELL VS. IND 2/26/18	23	DWIGHT HOWARD VS. CHA 3/24/18
ASSISTS	13	JOSE JUAN BAREA VS. HOU 3/11/18 JOSE JUAN BAREA VS. SAC 2/13/18	14	RAJON RONDO AT NO 3/20/18 JOHN WALL AT WAS 11/7/17
STEALS	5	NERLENS NOEL AT TOR 3/16/18 DIRK NOWITZKI AT GS 2/8/18	4	WILLIE CAULEY-STEIN AT SAC 3/27/18 GARY HARRIS AT DEN 1/16/18 KRIS DUNN VS. CHI 1/5/18 PAUL GEORGE VS. OKC 11/25/17 PATTY MILLS VS. SA 11/14/17 RICKY RUBIO AT UTA 10/30/17 STEPHEN CURRY VS. GS 10/23/17 RUDY GOBERT AT UTA 10/30/17
BLOCKS	5	MAXI KLEBER VS. TOR 12/26/17 MAXI KLEBER AT BOS 12/6/17 SALAH MEJRI AT WAS 11/7/17 SALAH MEJRI VS. NO 11/3/17	6	RUDY GOBERT AT UTA 10/30/17
MINUTES	48:00	AARON HARRISON VS. PHO 4/10/18	43:49	DEMARCUS COUSINS AT NO 12/29/17

DALLAS HIGH

130 VS. LAL 2/10/18
39 VS. DEN 12/4/17
43 VS. DET 12/20/17
77 AT NO 12/29/17
39 VS. ORL 1/9/18
41 VS. IND 2/26/18
71 (2) VS. ORL 1/9/18
49 (2) VS. CHI 1/5/18
96 (3) VS. PHO 4/10/18
.570 VS. DEN 12/4/17
22 AT NO 12/29/17
45 VS. ATL 10/18/17
.564 AT NO 12/29/17
30 VS. MEM 3/10/18
35 VS. MEM 3/10/18
.941 VS. PHO 12/18/17
18 (2) VS. PHO 4/10/18
47 VS. CHA 3/24/18
56 VS. TOR 12/26/17
33 VS. CHI 1/5/18
27 AT TOR 3/16/18
14 AT GS 2/8/18
24 AT UTA 10/30/17
11 VS. TOR 12/26/17

DALLAS LOW

82 VS. HOU 3/11/18
12 AT MEM 11/22/17
16 (2) AT DEN 1/27/18
35 AT MEM 10/26/17
14 VS. SAC 10/20/17
10 AT CLE 4/1/18
32 VS. MIN 11/17/17
31 (2) AT HOU 10/21/17
74 (2) VS. PHI 10/28/17
.340 AT MEM 10/26/17
5 VS. HOU 3/11/18
22 (2) AT BKN 3/17/18
.161 VS. HOU 3/11/18
5 VS. MIN 3/30/18
7 VS. MIN 3/30/18
.462 AT PHI 4/8/18
3 (4) AT LAL 2/23/18
19 AT MIA 12/22/17
22 AT MIA 12/22/17
15 AT CLE 4/1/18
9 AT PHI 4/8/18
3 VS. MIN 11/17/17
4 VS. ORL 1/9/17
0 (4) AT SAC 2/3/18

CATEGORY

POINTS
POINTS/1ST QTR
POINTS/2ND QTR
POINTS/1ST HALF
POINTS/3RD QTR
POINTS/4TH QTR
POINTS/2ND HALF
FIELD GOALS
FIELD GOAL ATTEMPTS
FIELD GOAL PERCENTAGE
3-PT FIELD GOALS
3-PT FG ATTEMPTS
3-PT FG PERCENTAGE
FREE THROWS
FREE THROW ATTEMPTS
FREE THROW PERCENTAGE
OFFENSIVE REBOUNDS
DEFENSIVE REBOUNDS
TOTAL REBOUNDS
ASSISTS
FOULS
STEALS
TURNOVERS
BLOCKS

OPPONENT HIGH

133 VS. GS 10/23/17
40 VS. GS 10/23/17
39 AT NO 12/29/17
67 VS. GS 1/3/18
41 AT NO 12/29/17
47 VS. CHI 1/5/18
80 VS. PHO 4/10/18
49 VS. NO 3/4/18
95 VS. LAL 1/13/18
.639 AT MIA 12/22/17
21 VS. HOU 1/24/18
51 VS. HOU 1/24/18
.640 AT MIA 12/22/17
29 (2) AT MIL 12/8/17
35 VS. CLE 11/11/17
.938 VS. UTA 3/22/18
19 VS. OKC 2/28/18
49 (3) VS. CHA 3/24/18
62 (2) VS. CHA 3/24/18
37 AT GS 2/8/18
31 VS. LAL 1/13/18
16 AT UTA 10/30/17
22 VS. OKC 2/28/18
9 (2) AT NO 3/20/18

OPPONENT LOW

75 VS. WAS 1/22/18
13 VS. MEM 3/10/18
13 (2) VS. HOU 1/24/18
30 VS. MEM 3/10/18
12 AT NY 3/13/18
14 AT SAC 2/3/18
35 VS. MIL 11/18/17
26 VS. WAS 1/22/18
72 (4) AT MIA 12/22/17
.306 VS. WAS 1/22/18
5 (2) VS. IND 2/26/18
16 VS. NY 1/7/18
.200 AT SA 12/16/17
5 (2) AT SAC 2/3/18
6 (2) AT SAC 2/3/18
.478 VS. HOU 1/24/18
2 (2) AT HOU 2/11/18
24 AT SAC 2/3/18
31 (2) AT SAC 2/3/18
13 VS. MIL 11/18/17
11 (2) AT NO 3/20/18
2 VS. ORL 1/9/18
7 (2) AT SA 12/16/17
0 (3) VS. LAL 2/10/18



DALLAS' RECORD WHEN...

Table with 4 columns: Overall, Home, Road, and a fourth unlabeled column. Rows include categories like 'OUTREBOUNDING OPPONENT', 'SHOOTING BETTER THAN OPPONENT', etc.

STARTING LINEUPS

Table with 5 columns: FORWARD, FORWARD, CENTER, GUARD, GUARD, and RECORD. Lists player lineups for various games.

NUMBER OF TIMES LEADING TEAM IN... (INCLUDING TIES)

Table with 7 columns: PTS, REB, AST, BLK, STL, MIN. Lists player statistics for leading the team.

NUMBER OF TIMES RECORDING...

Table with 7 columns: POINTS, REB, AST, BLK, STL. Lists player statistics for recording specific metrics.

GAMES MISSED

Table with 3 columns: NAME, INJURY/ILLNESS/SUSPENSION, DATES OUT, GAMES MISSED. Lists player names and their missed games with reasons.



TOTAL GAMES MISSED 297

QUARTER-BY-QUARTER & STANDINGS

DALLAS

OPPONENTS

DATE	OPP	W/L	RECORD	DALLAS										OPPONENTS									
				1ST	2ND	1ST	2ND	3RD	4TH	1ST	2ND	3RD	4TH	1ST	2ND	3RD	4TH	1ST	2ND	3RD	4TH	1ST	2ND
18-OCT	ATL	H	L	0-1	24	23	47	35	29	64	-	-	111	27	31	58	24	35	59	-	-	117	
20-OCT	SAC	H	L	0-2	23	23	46	14	28	42	-	-	88	19	27	46	25	22	47	-	-	93	
21-OCT	HOU	A	L	0-3	20	19	39	19	33	52	-	-	91	33	29	62	30	15	45	-	-	107	
23-OCT	GS	H	L	0-4	24	38	62	22	19	41	-	-	103	40	25	65	34	34	68	-	-	133	
25-OCT	MEM	H	W	1-4	32	25	57	22	24	46	-	-	103	18	31	49	23	22	45	-	-	94	
26-OCT	MEM	A	L	1-5	14	21	35	33	23	56	-	-	91	28	26	54	22	20	42	-	-	96	
28-OCT	PHI	H	L	1-6	23	33	56	22	32	54	-	-	110	32	25	57	32	23	55	-	-	112	
30-OCT	UTA	A	L	1-7	27	26	53	15	21	36	-	-	89	21	23	44	32	28	60	-	-	104	
1-NOV	LAC	A	L	1-8	29	19	48	29	21	50	-	-	98	32	34	66	29	24	53	-	-	119	
3-NOV	NO	H	L	1-9	25	21	46	17	31	48	-	-	94	28	27	55	20	24	44	-	-	99	
4-NOV	MIN	A	L	1-10	18	31	49	20	30	50	-	-	99	27	32	59	34	19	53	-	-	112	
7-NOV	WAS	A	W	2-10	36	28	64	26	23	49	-	-	113	34	19	53	23	23	46	-	-	99	
11-NOV	CLE	H	L	2-11	23	29	52	22	30	52	-	-	104	29	20	49	34	28	62	-	-	111	
12-NOV	OKC	A	L	2-12	20	22	42	25	32	57	-	-	99	18	26	44	39	29	68	-	-	112	
14-NOV	SA	H	L	2-13	16	23	39	21	31	52	-	-	91	17	27	44	18	35	53	-	-	97	
17-NOV	MIN	H	L	2-14	29	26	55	17	15	32	-	-	87	24	19	43	31	37	68	-	-	111	
18-NOV	MIL	H	W	3-14	33	23	56	26	29	55	-	-	111	24	20	44	17	18	35	-	-	79	
20-NOV	BOS	H	L	3-15	22	27	49	28	19	47	6	-	102	34	19	53	16	27	43	14	-	110	
22-NOV	MEM	A	W	4-15	12	27	39	35	21	56	-	-	95	27	29	56	16	22	38	-	-	94	
25-NOV	OKC	H	W	5-15	25	27	52	26	19	45	-	-	97	24	13	37	18	26	44	-	-	81	
27-NOV	SA	A	L	5-16	23	30	53	22	33	55	-	-	108	21	25	46	31	38	69	-	-	115	
29-NOV	BRK	H	L	5-17	27	20	47	29	28	57	-	-	104	21	27	48	32	29	61	-	-	109	
2-DEC	LAC	H	W	6-17	24	35	59	27	22	49	-	-	108	17	21	38	28	16	44	-	-	82	
4-DEC	DEN	H	W	7-17	39	25	64	29	29	58	-	-	122	23	24	47	35	23	58	-	-	105	
6-DEC	BOS	A	L	7-18	26	31	57	16	17	33	-	-	90	24	23	47	23	27	50	-	-	97	
8-DEC	MIL	A	L	7-19	25	29	54	24	24	48	-	-	102	22	27	49	28	32	60	-	-	109	
10-DEC	MIN	A	L	7-20	24	24	48	21	23	44	-	-	92	23	24	47	24	26	50	-	-	97	
12-DEC	SA	H	W	8-20	30	16	46	21	28	49	-	-	95	23	21	44	25	20	45	-	-	89	
14-DEC	GS	A	L	8-21	28	20	48	25	24	49	-	-	97	24	24	48	32	32	64	-	-	112	
16-DEC	SA	A	L	8-22	31	22	53	27	16	43	-	-	96	18	25	43	28	27	55	-	-	98	
18-DEC	PHO	H	L	8-23	22	28	50	25	16	41	-	-	91	25	24	49	19	29	48	-	-	97	
20-DEC	DET	H	W	9-23	22	43	65	24	21	45	-	-	110	25	28	53	13	27	40	-	-	93	
22-DEC	MIA	A	L	9-24	23	30	53	20	28	48	-	-	101	32	21	53	29	31	60	-	-	113	
23-DEC	ATL	A	L	9-25	25	28	53	27	27	54	-	-	107	25	23	48	31	33	64	-	-	112	
26-DEC	TOR	H	W	10-25	31	26	57	28	13	41	-	-	98	23	30	53	24	16	40	-	-	93	
27-DEC	IND	A	W	11-25	22	31	53	18	27	45	-	-	98	29	25	54	20	20	40	-	-	94	
29-DEC	NO	A	W	12-25	36	41	77	32	19	51	-	-	128	21	39	60	41	19	60	-	-	120	
31-DEC	OKC	A	W	13-25	35	22	57	27	32	59	-	-	116	32	31	63	22	28	50	-	-	113	
3-JAN	GS	H	L	13-26	26	35	61	28	33	61	-	-	122	35	32	67	24	34	58	-	-	125	
5-JAN	CHI	H	L	13-27	28	25	53	35	36	71	-	-	124	34	23	57	23	47	70	-	-	127	
7-JAN	NY	H	L	13-28	25	27	52	19	25	44	-	-	96	33	23	56	19	25	44	-	-	100	
9-JAN	ORL	H	W	14-28	25	18	43	39	32	71	-	-	114	19	29	48	27	24	51	-	-	99	
10-JAN	CHA	A	W	15-28	20	39	59	24	32	56	-	-	115	28	24	52	25	34	59	-	-	111	
13-JAN	LAL	H	L	15-29	20	32	52	21	22	43	6	-	101	31	15	46	24	25	49	12	-	107	
16-JAN	DEN	A	L	15-30	27	21	48	21	33	54	-	-	102	30	31	61	25	19	44	-	-	105	
20-JAN	POR	A	L	15-31	20	25	45	34	29	63	-	-	108	33	29	62	29	26	55	-	-	117	
22-JAN	WAS	H	W	16-31	22	31	53	18	27	45	-	-	98	22	15	37	17	21	38	-	-	75	
24-JAN	HOU	H	L	16-32	28	17	45	22	30	52	-	-	97	38	13	51	34	19	53	-	-	104	
26-JAN	POR	H	L	16-33	25	19	44	24	25	49	-	-	93	17	35	52	23	32	55	-	-	107	
27-JAN	DEN	A	L	16-34	26	16	42	32	15	47	-	-	89	30	20	50	16	25	41	-	-	91	
29-JAN	MIA	H	L	16-35	26	20	46	15	27	42	-	-	88	22	29	51	24	20	44	-	-	95	
31-JAN	PHO	A	L	16-36	17	29	46	15	27	42	-	-	88	36	21	57	24	21	45	-	-	102	
3-FEB	SAC	A	W	17-36	27	29	56	25	25	50	-	-	106	28	26	54	31	14	55	-	-	99	
5-FEB	LAC	A	L	17-37	28	27	55	27	19	46	-	-	101	32	26	58	20	26	46	-	-	104	
8-FEB	GS	A	L	17-38	33	27	60	25	18	43	-	-	103	23	37	60	33	28	61	-	-	121	
10-FEB	LAL	H	W	18-38	34	31	65	35	30	65	-	-	130	36	30	66	29	28	57	-	-	123	
11-FEB	HOU	A	L	18-39	19	36	55	20	22	42	-	-	97	27	30	57	30	17	47	-	-	104	
13-FEB	SAC	H	L	18-40	16	28	44	27	38	75	-	-	109	29	36	65	23	26	49	-	-	114	
23-FEB	LAL	A	L	18-41	17	24	41	35	26	61	-	-	102	32	31	63	32	29	61	-	-	124	
24-FEB	UTA	A	L	18-42	23	27	50	21	19	40	-	-	90	35	18	53	21	23	44	-	-	97	
26-FEB	IND	H	W	19-42	23	26	49	19	41	60	-	-	109	23	20	43	22	38	60	-	-	103	
28-FEB	OKC	H	L	19-43	21	22	43	33	24	57	10	-	110	32	22	54	23	23	46	11	-	111	
2-MAR	CHI	A	L	19-44	32	17	49	36	15	51	-	-	100	24	23	47	31	30	61	-	-	108	
4-MAR	NO	H	L	19-45	25	24	49	29	31	60	-	-	109	33	32	65	26	35	61	-	-	126	
6-MAR	DEN	H	W	20-45	29	29	58	38	22	60	-	-	118	25	37	62	23	22	45	-	-	107	
10-MAR	MEM	H	W	21-45	31	25	56	28	30	58	-	-	114	13	17	30	33	17	50	-	-	80	
11-MAR	HOU	H	L	21-46	14	33	47	16	19	35	-	-	82	25	23	48	32	25	57	-	-	105	
13-MAR	NY	A	W	22-46	29	28	57	26	27	53	-	-	110	31	29	60	12	25	37	-	-	97	
16-MAR	TOR	A	L	22-47	27	33	60	24	22	46	9	-	115	29	25	54	24	28	52	16	-	122	
17-MAR	BRK	A	L	22-48	24	32	56	33	17	50	-	-	106	30	29	59	29	26	55	-	-	114	
20-MAR	NO	A	L	22-49	30	22	52	28	25	53	-	-	105	29	25	54	26	35	61	-	-	115	
22-MAR	UTA	H	L	22-50	34	24	58	23	31	54	-	-	112	37	28	65	31	23	54	-	-	119	
24-MAR	CHA	H	L	22-51	27	21	48	22	28	50	-	-											



EASTERN CONFERENCE

ATLANTIC DIVISION

	W	L	PCT	GB	HOME	ROAD	LAST-10	STREAK
TORONTO	59	23	.720	-	34-7	25-16	6-4	LOST 1
BOSTON	55	27	.671	4	27-14	28-13	6-4	WON 1
PHILADELPHIA	52	30	.634	7	30-11	22-19	10-0	WON 16
NEW YORK	29	53	.354	30	19-22	10-31	3-7	WON 1
BROOKLYN	28	54	.341	31	15-26	13-28	5-5	LOST 1

CENTRAL DIVISION

	W	L	PCT	GB	HOME	ROAD	LAST-10	STREAK
CLEVELAND	50	32	.610	-	29-12	21-20	7-3	LOST 1
INDIANA	48	34	.585	2	27-14	21-20	7-3	LOST 1
MILWAUKEE	44	38	.537	6	25-16	19-22	6-4	LOST 1
DETROIT	39	43	.476	11	25-16	14-27	7-3	WON 1
CHICAGO	27	55	.329	23	17-24	10-31	3-7	LOST 4

SOUTHEAST DIVISION

	W	L	PCT	GB	HOME	ROAD	LAST-10	STREAK
MIAMI	44	38	.537	-	26-15	18-23	5-5	WON 1
WASHINGTON	43	39	.524	1	23-18	20-21	3-7	LOST 1
CHARLOTTE	36	46	.439	8	21-20	15-26	5-5	WON 1
ORLANDO	25	57	.305	19	17-24	8-33	4-6	WON 1
ATLANTA	24	58	.293	20	16-25	8-33	3-7	LOST 1

WESTERN CONFERENCE

SOUTHWEST DIVISION

	W	L	PCT	GB	HOME	ROAD	LAST-10	STREAK
HOUSTON	65	17	.793	-	34-7	31-10	7-3	LOST 1
NEW ORLEANS	48	34	.585	17	24-17	24-17	6-4	WON 5
SAN ANTONIO	47	35	.573	18	33-8	14-27	5-5	LOST 1
DALLAS	24	58	.293	41	15-26	9-32	2-8	LOST 4
MEMPHIS	22	60	.268	43	16-25	6-35	3-7	LOST 2

NORTHWEST DIVISION

	W	L	PCT	GB	HOME	ROAD	LAST-10	STREAK
PORTLAND	49	33	.598	-	28-13	21-20	5-5	WON 1
OKLA CITY	48	34	.585	1	27-14	21-20	5-5	WON 3
UTAH	48	34	.585	1	28-13	20-21	7-3	LOST 1
MINNESOTA	47	35	.573	2	30-11	17-24	6-4	WON 3
DENVER	46	36	.561	3	31-10	15-26	7-3	LOST 1

PACIFIC DIVISION

	W	L	PCT	GB	HOME	ROAD	LAST-10	STREAK
GOLDEN STATE	58	24	.707	-	29-12	29-12	4-6	LOST 1
L.A. CLIPPERS	42	40	.512	16	22-19	20-21	4-6	LOST 4
L.A. LAKERS	35	47	.427	23	20-21	15-26	3-7	WON 1
SACRAMENTO	27	55	.329	31	14-27	13-28	4-6	WON 1
PHOENIX	21	61	.256	37	10-31	11-30	2-8	WON

HEAD-TO-HEAD WINS

	ATL	BOS	BKN	CHA	CHI	CLE	DAL	DEN	DET	GS	HOU	IND	LAC	LAL	MEM	MIA	MIL	MIN	NO	NY	OKC	ORL	PHI	PHO	POR	SAC	SA	TOR	UTA	WAS	W	L	PCT
ATLANTIC DIVISION																																	
TOR	4	2	4	4	4	1	1	1	4	0	2	3	0	2	2	1	2	1	2	3	0	3	3	2	2	2	1	1	0	2	59	23	.720
BOS	3	--	4	3	3	1	2	2	2	1	1	2	1	1	2	2	2	0	3	2	3	3	2	2	2	2	1	2	1	1	55	27	.671
PHI	3	1	3	4	2	2	2	2	4	0	1	1	2	1	2	2	2	1	4	0	3	--	1	1	0	2	1	2	2	52	30	.634	
NY	1	1	4	2	1	2	1	1	0	0	0	1	1	1	2	0	0	1	--	1	1	0	2	0	1	0	1	2	1	29	53	.354	
BKN	3	0	--	1	3	1	2	0	1	0	0	0	0	0	2	3	1	1	0	0	1	3	1	1	1	0	0	1	2	28	54	.341	
CENTRAL DIVISION																																	
CLE	3	2	3	3	4	--	2	1	3	0	0	1	1	1	2	2	3	1	1	2	1	2	2	2	1	1	0	2	1	3	50	32	.610
IND	3	2	4	2	3	3	0	1	1	2	0	--	2	1	2	2	3	1	0	2	0	3	2	2	0	2	2	1	1	1	48	34	.585
MIL	3	2	2	2	2	1	1	0	2	1	0	1	0	2	2	0	--	1	0	4	1	3	2	2	2	2	2	1	1	2	44	38	.537
DET	3	1	3	1	3	1	1	0	2	1	0	1	3	1	1	2	2	2	0	3	1	1	0	2	1	0	0	0	1	39	43	.476	
CHI	3	1	0	3	--	0	2	0	1	0	0	1	0	0	2	1	2	1	0	3	0	4	1	0	0	0	0	1	1	27	55	.329	
SOUTHEAST DIVISION																																	
MIA	3	2	1	4	3	1	2	1	2	0	0	2	2	1	2	--	3	1	0	2	0	2	2	2	0	0	0	2	2	44	38	.537	
WAS	2	3	1	1	2	1	0	1	3	0	1	2	2	1	2	2	2	1	2	2	1	3	2	1	1	2	1	2	0	--	43	39	.524
CHA	4	0	2	--	1	0	1	1	2	1	0	2	1	1	2	0	2	1	0	2	1	4	0	2	0	2	0	0	1	3	36	46	.439
ORL	2	1	1	0	0	2	1	0	2	0	0	0	0	1	2	2	1	1	3	1	--	0	2	0	0	1	0	0	1	25	57	.305	
ATL	--	1	1	0	0	1	2	1	1	0	0	0	0	0	1	1	0	1	2	0	2	0	1	1	1	0	0	2	2	24	58	.293	
SOUTHWEST DIVISION																																	
HOU	2	1	2	2	2	4	3	1	2	--	2	2	3	2	2	2	4	3	2	1	2	1	4	4	2	3	0	4	1	65	17	.793	
NO	1	2	2	2	1	3	1	2	1	1	2	3	3	2	2	2	0	--	1	2	1	1	3	2	2	3	0	1	0	48	34	.585	
SA	1	1	2	2	2	3	2	1	1	0	2	0	4	2	0	2	1	2	2	1	0	4	2	4	--	1	1	1	1	47	35	.573	
DAL	0	0	0	1	0	0	--	2	1	0	0	2	1	1	3	0	1	0	1	1	2	1	0	1	2	1	1	0	2	24	58	.293	
MEM	1	0	0	0	0	0	1	1	1	2	0	2	2	--	0	0	2	2	1	0	0	1	1	2	2	0	0	0	0	22	60	.268	
NORTHWEST DIVISION																																	
POR	1	0	1	2	2	1	2	1	1	2	0	2	3	3	2	2	0	2	2	4	2	1	4	--	3	1	0	2	1	49	33	.598	
OKC	2	0	1	1	2	1	2	2	2	2	3	2	4	2	1	1	1	1	--	1	2	2	0	3	2	2	3	1	1	48	34	.585	
UTA	0	1	1	1	1	3	2	2	3	0	1	3	3	3	0	1	2	3	0	1	2	0	3	2	3	3	1	--	2	48	34	.585	
MIN	1	0	1	1	1	4	3	0	1	0	1	4	4	1	1	1	1	--	4	2	3	1	0	2	2	3	1	2	1	47	35	.573	
DEN	1	0	2	1	2	1	2	--	2	2	0	1	1	2	3	1	2	1	2	1	3	2	0	2	3	3	2	1	2	1	46	36	.561
PACIFIC DIVISION																																	
GS	2	1	2	1	2	2	4	2	1	--	1	0	3	4	2	2	1	2	3	2	2	2	2	4	1	2	3	2	1	58	24	.707	
LAC	2	1	2	1	2	1	2	2	1	1	2	0	--	3	2	0	2	0	1	1	0	2	0	4	1	4	1	2	1	42	40	.512	
LAL	2	1	2	1	3	2	1	0	1	1	1	--	2	1	0	0	2	1	2	1	1	2	1	3	0	2	3	0	0	35	47	.427	
SAC	1	0	2	0	2	1	2	1	0	2	1	0	0	2	1	2	0	0	2	1	1	2	2	1	1	--	0	0	0	27	55	.329	
PHO	1	0	1	0	2	0	3	1	0	0	0	1	3	0	0	2	0	0	1	0	1	0	1	--	0	3	0	0	1	21	61	.256	



INDIVIDUAL RECORDS & LEADERS

SCORING					REBOUNDS					ASSISTS PER GAME					
G	FG	FT	PTS	AVG	G	OFF	DEF	TOT	AVG	G	AST	AVG			
HARDEN, HOU.	72	651	624	2191	30.4	DRUMMOND, DET.	78	399	848	1247	16.0	WESTBROOK, OKC.	80	820	10.3
DAVIS, N.O.	75	780	495	2110	28.1	JORDAN, LA-C	77	329	842	1171	15.2	JAMES, CLE.	82	747	9.1
JAMES, CLE.	82	857	388	2251	27.5	HOWARD, CHA.	81	255	757	1012	12.5	HARDEN, HOU.	72	630	8.8
LILLARD, POR.	73	621	493	1962	26.9	TOWNS, MIN.	82	238	774	1012	12.3	RONDO, N.O.	65	533	8.2
ANTETOKOUNMPO	75	742	487	2014	26.9	DAVIS, N.O.	75	187	645	832	11.1	SIMMONS, PHI.	81	661	8.2
DURANT, G.S.	68	630	359	1792	26.4	KANTER, N.Y.	71	273	507	780	11.0	PAUL, HOU.	58	457	7.9
WESTBROOK, OKC.	80	757	417	2028	25.4	EMBIID, PHI.	63	143	547	690	11.0	GREEN, G.S.	70	508	7.3
IRVING, BOS.	60	534	232	1466	24.4	CAPELA, HOU.	74	241	561	802	10.8	TEAGUE, MIN.	70	492	7.0
ALDRIDGE, S.A.	75	687	334	1735	23.1	JOKIC, DEN.	75	195	608	803	10.7	LOWRY, TOR.	78	537	6.9
OLADIPO, IND.	75	640	294	1735	23.1	WESTBROOK, OKC.	80	152	652	804	10.1	LILLARD, POR.	73	481	6.6
DEROZAN, TOR.	80	645	461	1840	23.0	ANTETOKOUNMPO	75	156	597	753	10.0	DINWIDDIE, BKN.	80	524	6.6
EMBIID, PHI.	63	510	359	1445	22.9	LOVE, CLE.	59	101	445	546	9.3	BAREA, DAL.	69	434	6.3
BEAL, WAS.	82	683	292	1857	22.6	ADAMS, OKC.	76	384	301	685	9.0	PAYTON, ORL.-PHO.	63	393	6.2
L. WILLIAMS, LA-C	79	582	432	1782	22.6	NURKIC, POR.	79	189	519	708	9.0	SCHRODER, ATL.	67	417	6.2
BUTLER, MIN.	59	437	363	1307	22.2	JAMES, CLE.	82	97	612	709	8.6	JOKIC, DEN.	75	458	6.1
WALKER, CHA.	80	588	363	1770	22.1	VALANCIUNAS, TOR.	77	183	477	660	8.6	HOLIDAY, N.O.	81	486	6.0
GEORGE, OKC.	79	576	338	1734	21.9	ALDRIDGE, S.A.	75	246	389	635	8.5	GRIFFIN, LA-C-DET.	58	334	5.8
GRIFFIN, LA-C-DET.	58	436	259	1242	21.4	SIMMONS, PHI.	81	145	514	659	8.1	JACK, N.Y.	62	348	5.6
MCCOLLUM, POR.	81	667	209	1732	21.4	GASOL, MEM.	73	78	514	592	8.1	WALKER, CHA.	80	444	5.6
TOWNS, MIN.	82	639	345	1743	21.3	GASOL, S.A.	77	129	490	619	8.0	BATUM, CHA.	64	349	5.5
MITCHELL, UTAH	79	595	239	1616	20.5	RANDLE, LA-L	82	181	473	654	8.0	DURANT, G.S.	68	366	5.4
MIDDLETON, MIL.	82	593	320	1652	20.1	DEDMON, ATL.	62	100	389	489	7.9	COLLISON, IND.	69	368	5.3
THOMPSON, G.S.	73	575	82	1461	20.0	GORDON, ORL.	58	87	370	457	7.9	RUBIO, UTAH	77	410	5.3
WARREN, PHO.	65	529	193	1271	19.6	SABONIS, IND.	74	165	407	572	7.7	L. WILLIAMS, LA-C	79	417	5.3
SCHRODER, ATL.	67	500	225	1301	19.4	GREEN, G.S.	70	75	460	535	7.6	DEROZAN, TOR.	80	417	5.2
HOLIDAY, N.O.	81	615	187	1537	19.0	AMINU, POR.	69	97	428	525	7.6	SMITH, DAL.	69	358	5.2
BARNES, DAL.	77	537	259	1452	18.9	GORTAT, WAS.	82	181	442	623	7.6	IRVING, BOS.	60	306	5.1
PAUL, HOU.	58	367	203	1081	18.6	LEN, PHO.	69	175	343	518	7.5	BLEDSOE, PHO.-MIL.	74	370	5.0
HARRIS, DET.-LA-C	80	562	179	1486	18.6	MARKKANEN, CHI.	68	79	429	508	7.5	BUTLER, MIN.	59	288	4.9
JOKIC, DEN.	75	504	266	1385	18.5	GRIFFIN, LA-C-DET.	58	73	355	428	7.4	ANTETOKOUNMPO	75	361	4.8
GORDON, HOU.	69	415	195	1243	18.0	HORFORD, BOS.	72	103	428	531	7.4	DRAGIC, MIA.	75	359	4.8
BLEDSOE, PHO.-MIL.	74	468	252	1313	17.7	DAVIS, POR.	78	183	392	575	7.4	INGLES, UTAH	82	392	4.8
WIGGINS, MIN.	82	569	202	1452	17.7	COLLINS, ATL.	74	176	365	541	7.3	HORFORD, BOS.	72	339	4.7
GORDON, ORL.	58	375	157	1022	17.6	FAVORS, UTAH	77	198	354	552	7.2	GRANT, CHI.	74	342	4.6
LOVE, CLE.	59	334	234	1039	17.6	GIBSON, MIN.	82	194	390	584	7.1	BEAL, WAS.	82	373	4.5
G. HARRIS, DEN.	67	440	134	1170	17.5	CAULEY-STEIN, SAC.	73	131	379	510	7.0	SMITH, DET.	82	360	4.4
DRAGIC, MIA.	75	484	217	1296	17.3	NANCE, LA-L-CLE.	66	161	291	452	6.8	FOX, SAC.	73	320	4.4
GASOL, MEM.	73	434	281	1258	17.2	DURANT, G.S.	68	31	433	464	6.8	ULIS, PHO.	71	311	4.4
REDICK, PHI.	70	404	197	1198	17.1	PORTIS, CHI.	73	159	339	498	6.8	OLADIPO, IND.	75	323	4.3
MURRAY, DEN.	81	479	229	1352	16.7	2 TIED				6.8	LEVERT, BKN.	71	299	4.2	

FIELD GOAL PCT.			3-PT FG PCT.			FREE THROW PCT.					
FG	FGA	PCT	3-PT	FG	PCT	FT	FTA	PCT			
CAPELA, HOU.	441	676	.652	COLLISON, IND.	96	205	.468	CURRY, G.S.	278	302	.921
JORDAN, LA-C	373	578	.645	BULLOCK, DET.	125	281	.445	PAUL, HOU.	203	221	.919
HARRELL, LA-C	348	548	.635	PORTER, WAS.	138	313	.441	LILLARD, POR.	493	538	.916
ADAMS, OKC.	448	712	.629	INGLES, UTAH	204	464	.440	BELINELLI, ATL.-PHI.	148	163	.908
KANTER, N.Y.	422	713	.592	THOMPSON, G.S.	229	521	.440	MURRAY, DEN.	229	253	.905
GIBSON, MIN.	425	737	.577	KORVER, CLE.	164	376	.436	REDICK, PHI.	197	218	.904
COLLINS, ATL.	314	545	.576	TOLLIVER, DET.	159	365	.436	IRVING, BOS.	232	261	.889
VALANCIUNAS, TOR.	390	687	.568	TATUM, BOS.	105	242	.434	DURANT, G.S.	359	404	.889
FAVORS, UTAH	395	702	.563	HIELD, SAC.	176	408	.431	MIDDLETON, MIL.	320	362	.884
RANDLE, LA-L	504	904	.558	HORFORD, BOS.	97	226	.429	COLLISON, IND.	127	144	.882
HOWARD, CHA.	506	911	.555	MCDERMOTT, N.Y.-DAL	92	216	.426	L. WILLIAMS, LA-C	432	491	.880
TOWNS, MIN.	639	1172	.545	MOORE, N.O.	128	301	.425	LOVE, CLE.	234	266	.880
SIMMONS, PHI.	544	998	.545	CURRY, G.S.	212	501	.423	BOOKER, PHO.	289	329	.878
JAMES, CLE.	857	1580	.542	TOWNS, MIN.	120	285	.421	BOGDANOVIC, IND.	178	205	.868
WHITESIDE, MIA.	312	578	.540	REDICK, PHI.	193	460	.420	AUGUSTIN, ORL.	164	189	.868
DAVIS, N.O.	780	1462	.534	AUGUSTIN, ORL.	114	272	.419	GREEN, CLE.	203	234	.868
LOPEZ, CHI.	342	645	.530	HARRIS, BKN.	150	358	.419	FOURNIER, ORL.	150	173	.867
ANTETOKOUNMPO	742	1402	.529	DURANT, G.S.	173	413	.419	RUBIO, UTAH	220	254	.866
DRUMMOND, DET.	466	881	.529	LOVE, CLE.	137	330	.415	WALKER, CHA.	363	420	.864
DURANT, G.S.	630	1222	.516	HILL, SAC.-CLE.	85	205	.415	LAMB, CHA.	179	208	.861
SABONIS, IND.	340	661	.514	VANVLEET, TOR.	108	261	.414	SARIC, PHI.	178	207	.860
ALDRIDGE, S.A.	687	1347	.510	WILLIAMS, CHA.	126	305	.413	HARDEN, HOU.	624	727	.858
MOORE, N.O.	423	832	.508	HARRIS, DET.-LA-C	183	445	.411	TOWNS, MIN.	345	402	.858
BEASLEY, N.Y.	409	807	.507	MILLER, N.O.	147	358	.411	LOWRY, TOR.	223	261	.854
NURKIC, POR.	480	951	.505	NOWITZKI, DAL.	138	337	.409	BUTLER, MIN.	363	425	.854
J. JOHNSON, MIA.	309	614	.503	IRVING, BOS.	166	407	.408	JOKIC, DEN.	266	313	.850
PORTER, WAS.	445	885	.503	LEE, N.Y.	113	278	.406	SCHRODER, ATL.	225	265	.849
CAULEY-STEIN, SAC.	388	773	.502	SNELL, MIL.	108	268	.403	KANTER, N.Y.	156	184	.848
JOKIC, DEN.	504	1010	.499	BOGDANOVIC, IND.	155	386	.402	TEAGUE, MIN.	202	239	.845
WARREN, PHO.	529	1063	.498	GEORGE, OKC.	244	609	.401	PRINCE, ATL.	152	180	.844
OLYNYK, MIA.	316	636	.497	DANIELS, PHO.	183	458	.400	MARKKANEN, CHI.	140	166	.843
CURRY, G.S.	428	864	.495	LOWRY, TOR.	238	596	.399	ALDRIDGE, S.A.	334	399	.837
COLLISON, IND.	316	638	.495	EVANS, MEM.	114	286	.399	MCCOLLUM, POR.	209	250	.836
HOLIDAY, N.O.	615	1244	.494	MCCOLLUM, POR.	189	476	.397	D. HARRIS, DAL.-DEN.	142	170	.835
PAYTON, ORL.-PHO.	329	667	.493	JOKIC, DEN.	111	280	.396	GASOL, MEM.	281	337	.834
IRVING, BOS.	534	1087	.491	G. HARRIS, DEN.	156	394	.396	HARRIS, DET.-LA-C	179	216	.829
HARRIS, BKN.	305	621	.491	BROWN, BOS.	121	306	.395	DAVIS, N.O.	495	598	.828
HORFORD, BOS.	368	753	.489	PORZINGIS, N.Y.	90	2	.395	BARNES, DAL.	259	313	.827
THOMPSON, G.S.	575	1178	.488	BAZEMORE, ATL.	108	274	.394	G. HARRIS, DEN.	134	162	.827
T. YOUNG, IND.	421	864	.487	SARIC, PHI.	157	399	.393	TATUM, BOS.	213	258	.826



STEALS PER GAME	G	STL	AVG	BLOCKS PER GAME	G	BLK	AVG	MINUTES PER GAME	G	MIN	AVG
OLADIPO, IND.	75	177	2.36	DAVIS, N.O.	75	193	2.57	JAMES, CLE.	82	3026	36.9
GEORGE, OKC.	79	161	2.04	CAPELA, HOU.	74	137	1.85	ANTETOKOUNMPO, MIL.	75	2756	36.7
BLEDSE, PHO.-MIL.	74	149	2.01	TURNER, IND.	65	118	1.82	BUTLER, MIN.	59	2164	36.7
BUTLER, MIN.	59	116	1.97	EMBIID, PHI.	63	111	1.76	GEORGE, OKC.	79	2891	36.6
WESTBROOK, OKC.	80	147	1.84	DURANT, G.S.	68	119	1.75	LILLARD, POR.	73	2670	36.6
G. HARRIS, DEN.	67	122	1.82	DRUMMOND, DET.	78	127	1.63	WESTBROOK, OKC.	80	2914	36.4
HARDEN, HOU.	72	126	1.75	HOWARD, CHA.	81	131	1.62	MIDDLETON, MIL.	82	2982	36.4
SIMMONS, PHI.	81	140	1.73	HENSON, MIL.	76	109	1.43	DAVIS, N.O.	75	2727	36.4
COVINGTON, PHI.	80	137	1.71	ANTETOKOUNMPO	75	106	1.41	WIGGINS, MIN.	82	2979	36.3
T. YOUNG, IND.	81	135	1.67	NURKIC, POR.	79	111	1.41	BEAL, WAS.	82	2977	36.3
PAUL, HOU.	58	96	1.66	TOWNS, MIN.	82	115	1.40	HOLIDAY, N.O.	81	2927	36.1
RUBIO, UTAH	77	121	1.57	GASOL, MEM.	73	101	1.38	MCCOLLUM, POR.	81	2923	36.1
ANDERSON, S.A.	74	115	1.55	LOPEZ, LA-L	74	98	1.32	TOWNS, MIN.	82	2918	35.6
BAZEMORE, ATL.	65	100	1.54	IBAKA, TOR.	76	99	1.30	HARDEN, HOU.	72	2551	35.4
DAVIS, N.O.	75	115	1.53	GREEN, G.S.	70	91	1.30	G. HARRIS, DEN.	67	2305	34.4
HOLIDAY, N.O.	81	123	1.52	O'QUINN, N.Y.	77	98	1.27	THOMPSON, G.S.	73	2506	34.3
PORTER, WAS.	77	116	1.51	ALLEN, BKN.	72	88	1.22	BARNES, DAL.	77	2635	34.2
RICHARDSON, MIA.	81	121	1.49	POELTL, TOR.	82	100	1.22	WALKER, CHA.	80	2736	34.2
MITCHELL, UTAH	79	118	1.49	ALDRIDGE, S.A.	75	90	1.20	DURANT, G.S.	68	2325	34.2
ARIZA, HOU.	67	98	1.46	UDOH, UTAH	63	74	1.17	OLADIPO, IND.	75	2552	34.0
DRUMMOND, DET.	78	114	1.46	BIYOMBO, ORL.	82	95	1.16	GRIFFIN, LA-C-DET.	58	1970	34.0
TEAGUE, MIN.	70	102	1.46	GREEN, S.A.	70	80	1.14	DEROZAN, TOR.	80	2712	33.9
ANTETOKOUNMPO, MIL.	75	109	1.45	MEJRI, DAL.	61	67	1.10	ARIZA, HOU.	67	2269	33.9
MIDDLETON, MIL.	82	119	1.45	PLUMLEE, DEN.	74	81	1.09	MATTHEWS, DAL.	63	2131	33.8
CALDWELL-POPE, LA-L	74	106	1.43	HORFORD, BOS.	72	78	1.08	SIMMONS, PHI.	81	2732	33.7
JAMES, CLE.	82	116	1.41	COLLINS, ATL.	74	80	1.08	RIVERS, LA-C	61	2057	33.7
S. JOHNSON, DET.	69	95	1.38	FAVORS, UTAH	77	82	1.06	DRUMMOND, DET.	78	2625	33.7
GREEN, G.S.	70	95	1.36	WEST, G.S.	73	75	1.03	B. INGRAM, LA-L	59	1975	33.5
COLLISON, IND.	69	92	1.33	ADAMS, OKC.	76	78	1.03	ALDRIDGE, S.A.	75	2509	33.4
NANCE, LA-L-CLE.	66	88	1.33	GASOL, S.A.	77	79	1.03	MITCHELL, UTAH	79	2638	33.4
PAYTON, ORL.-PHO.	63	83	1.32	CHRISS, PHO.	72	70	0.97	HARRIS, DET.-LA-C	80	2668	33.4
RIVERS, LA-C	61	74	1.21	GRANT, OKC.	81	77	0.95	GIBSON, MIN.	82	2727	33.3
ADAMS, OKC.	76	92	1.21	RICHARDSON, MIA.	81	75	0.93	CALDWELL-POPE, LA-L	74	2458	33.2
MCCONNELL, PHI.	76	92	1.21	CAULEY-STEIN, SAC.	73	67	0.92	RICHARDSON, MIA.	81	2690	33.2
MATTHEWS, DAL.	63	76	1.21	JORDAN, LA-C	77	70	0.91	BARTON, DEN.	81	2683	33.1
JOKIC, DEN.	75	90	1.20	COVINGTON, PHI.	80	72	0.90	TEAGUE, MIN.	70	2311	33.0
MURRAY, S.A.	81	97	1.20	VALANCIUNAS, TOR.	77	69	0.90	GASOL, MEM.	73	2408	33.0
CHALMERS, MEM.	66	79	1.20	LEN, PHO.	69	61	0.88	WARREN, PHO.	65	2142	33.0
MBAH A MOUTE, HOU.	61	72	1.18	MCGEE, G.S.	65	57	0.88	GORDON, ORL.	58	1909	32.9
BEAL, WAS.	82	96	1.17	JAMES, CLE.	82	71	0.87	L. WILLIAMS, LA-C	79	2589	32.8



TEAM LEADERS & RANKINGS

TEAM	G	FIELD GOALS			3-PT. F.G.'S			FREE THROWS			— REBOUNDS —				— MISCELLANEOUS —				SCORING		
		MADE	ATT	PCT.	MADE	ATT	PCT.	MADE	ATT	PCT.	OFF	DEF	TOT.	AST	PF	DQ	STL	TO	BLK	PTS	AVG.
G.S.	82	3532	7140	.495	982	2562	.383	1457	1850	.788	770	2873	3643	2491	1585	4	785	1211	555	9503	115.9
HOU.	82	3305	7152	.462	1181	3306	.357	1667	2177	.766	892	2746	3638	2070	1634	5	670	1240	352	9458	115.3
DEN.	82	3377	7194	.469	870	2365	.368	1537	1986	.774	966	2837	3803	2077	1567	3	567	1226	323	9161	111.7
CLEV.	82	3275	6963	.470	1067	2779	.384	1431	1913	.748	766	2821	3587	1858	1486	8	539	1121	327	9048	110.3
WASH.	82	3388	7137	.475	756	2030	.372	1421	1812	.784	843	2671	3514	1956	1745	11	693	1162	336	8953	109.2
LA-C	82	3242	6820	.475	841	2245	.375	1586	2128	.745	738	2790	3528	1848	1626	4	612	1062	347	8911	108.7
BOS.	82	3168	6977	.454	985	2741	.359	1536	1903	.807	743	2698	3441	2069	1686	6	617	1088	340	8857	108.0
PORT.	82	3243	7059	.459	852	2272	.375	1513	1940	.780	830	2750	3580	1733	1736	15	574	1126	408	8851	107.9
PHOE.	82	3270	7260	.450	615	1854	.332	1676	2159	.776	976	2712	3688	1604	2030	20	673	1264	399	8831	107.7
TOR.	82	3211	6918	.464	725	1996	.363	1615	2028	.796	871	2676	3547	1517	1708	6	677	1041	400	8762	106.9
OKC.	82	3237	7169	.452	692	2116	.327	1575	2113	.745	1002	2821	3823	1721	1715	6	648	1229	408	8741	106.6
BKN.	82	3102	6987	.444	877	2591	.338	1592	2020	.788	721	2879	3600	1756	1726	8	593	1356	387	8673	105.8
MINN.	82	3235	6922	.467	601	1723	.349	1586	1986	.799	938	2540	3478	1940	1646	9	654	1150	370	8657	105.6
S.A.	82	3222	6864	.469	753	1927	.391	1440	1806	.797	821	2777	3598	1954	1498	2	655	1101	484	8637	105.3
IND.	82	3221	6931	.465	709	1885	.376	1467	1811	.810	742	2702	3444	1844	1597	7	669	1130	409	8618	105.1
CHA.	82	3093	7000	.442	824	2347	.351	1591	1953	.815	721	2853	3574	1891	1360	7	571	942	390	8601	104.9
LA-L	82	3224	7164	.450	730	2110	.346	1397	1853	.754	933	2636	3569	1716	1698	7	674	1243	320	8575	104.6
N.Y.	82	3244	7256	.447	704	2022	.348	1364	1731	.788	983	2723	3706	1786	1668	13	581	1139	455	8556	104.3
N.O.	82	3210	7130	.450	768	2196	.350	1368	1825	.750	703	2879	3582	1869	1490	5	638	1054	453	8556	104.3
MILW.	82	3182	6715	.474	720	1946	.370	1413	1839	.768	723	2589	3312	1984	1660	7	666	1145	436	8497	103.6
MIAMI	82	3202	7037	.455	808	2213	.365	1248	1768	.706	872	2705	3577	1742	1680	7	588	1102	469	8460	103.2
ATL.	82	3123	6918	.451	729	2137	.341	1484	2039	.728	842	2793	3635	1938	1491	5	672	1294	397	8459	103.2
CHI.	82	3169	7141	.444	623	1831	.340	1474	1848	.798	999	2797	3796	1851	1455	4	643	1112	393	8435	102.9
SAC.	82	3105	6734	.461	737	1960	.376	1483	1913	.775	715	2652	3367	1844	1667	9	627	1201	324	8430	102.8
PHIL.	82	3088	6992	.442	831	2443	.340	1393	1806	.771	807	2706	3513	1949	1793	10	692	1366	420	8400	102.4
DET.	82	3269	7282	.449	631	1915	.330	1140	1586	.719	908	2838	3746	1732	1467	4	574	973	310	8309	101.3
ORL.	82	3139	7133	.440	701	2139	.328	1309	1753	.747	807	2734	3541	1820	1584	5	580	1091	396	8288	101.1
UTAH	82	3033	6515	.466	791	2128	.372	1401	1875	.747	771	2774	3545	1651	1545	7	550	1118	410	8258	100.7
MEM.	82	2984	6854	.435	767	2169	.354	1504	1918	.784	886	2621	3507	1744	1840	15	653	1059	344	8239	100.5
DALL.	82	2968	6750	.440	878	2473	.355	1215	1516	.801	647	2516	3163	1705	1567	8	614	972	307	8029	97.9

TEAM	FIELD GOALS			3-PT. F.G.'S			FREE THROWS			— REBOUNDS —				— MISCELLANEOUS —				SCORING		
	MADE	ATT	PCT.	MADE	ATT	PCT.	MADE	ATT	PCT.	OFF	DEF	TOT.	AST	PF	DQ	STL	TO	BLK	PTS	AVG.
UTAH	2978	6723	.443	671	1874	.358	1308	1701	.769	742	2554	3296	1463	1655	7	598	995	312	7935	96.8
S.A.	3032	6839	.443	668	1942	.344	1315	1705	.771	800	2600	3400	1757	1623	3	614	1184	333	8047	98.1
MEM.	2864	6465	.443	813	2299	.354	1658	2202	.753	761	2692	3453	1645	1708	10	574	1171	410	8199	100.0
DALL.	3035	6477	.469	788	2074	.380	1411	1827	.772	727	2923	3650	1743	1591	6	535	1225	280	8269	100.8
MIAMI	3108	6904	.450	639	1864	.343	1518	1940	.782	837	2737	3574	1611	1530	5	556	1121	398	8373	102.1
CHI.	3236	7099	.456	731	2121	.345	1197	1555	.770	843	2698	3541	1939	1541	6	602	1099	378	8400	102.4
DET.	3144	6830	.460	767	2098	.366	1346	1726	.780	656	2861	3517	1929	1434	3	551	1046	339	8401	102.5
TOR.	3052	6801	.449	794	2240	.354	1519	1948	.780	831	2619	3450	1786	1666	5	547	1200	392	8417	102.6
MILW.	3116	6801	.458	816	2311	.353	1464	1900	.771	844	2636	3480	1974	1579	6	609	1205	375	8512	103.8
ATL.	3178	7155	.444	893	2502	.357	1280	1658	.772	876	2722	3598	1919	1768	14	738	1262	424	8529	104.0
G.S.	3181	7311	.435	737	2277	.324	1450	1905	.761	963	2604	3567	1862	1588	4	705	1272	313	8549	104.3
LA-C	3163	6999	.452	753	2154	.350	1480	1917	.772	837	2700	3537	1891	1835	12	577	1084	258	8559	104.4
CHA.	3237	7092	.456	950	2576	.369	1161	1496	.776	732	2909	3641	2012	1631	6	539	1071	450	8585	104.7
IND.	3115	6909	.451	849	2389	.355	1557	1974	.789	879	2751	3630	1832	1599	8	661	1225	407	8636	105.3
BOS.	3168	7035	.450	735	2213	.332	1570	2042	.769	883	2769	3652	1851	1664	10	623	1141	425	8641	105.4
OKC.	3215	6998	.459	724	2036	.356	1525	1996	.764	750	2583	3333	1758	1697	9	697	1129	450	8679	105.8
N.O.	3286	7299	.450	863	2445	.353	1293	1697	.762	872	3091	3963	1921	1581	10	603	1144	348	8728	106.4
SAC.	3153	6824	.462	896	2462	.364	1546	1988	.778	826	2689	3515	1941	1646	10	694	1145	420	8748	106.7
MINN.	3246	6829	.475	811	2213	.366	1445	1881	.768	806	2508	3314	1896	1681	6	629	1169	413	8748	106.7
CLEV.	3333	7284	.458	850	2353	.361	1271	1644	.773	902	2724	3626	2024	1690	5	598	1033	349	8787	107.2
WASH.	3253	6978	.466	810	2224	.364	1489	1982	.751	868	2661	3529	1870	1621	12	606	1257	377	8805	107.4
ORL.	3304	7081	.467	794	2161	.367	1425	1860	.766	799	2934	3733	1936	1532	9	622	1069	419	8827	107.6
N.Y.	3259	7163	.455	806	2313	.348	1533	1988	.771	953	2715	3668	1786	1516	6	615	1060	377	8857	108.0
PHIL.	3244	7043	.461	729	2044	.357	1650	2135	.773	886	2802	3688	1859	1610	6	704	1241	446	8867	108.1
PORT.	3213	7069	.455	762	2058	.370	1706	2173	.785	830	2778	3608	1688	1624	4	633	1052	431	8894	108.5
HOU.	3375	7286	.463	820	2389	.343	1415	1819	.778	878	2735	3613	1979	1674	11	697	1235	409	8985	109.6
DEN.	3454	7248	.477	808	2153	.375	1403	1794	.782	770	2576	3346	1972	1653	11	681	981	404	9119	111.2
LA-L	3405	7053	.483	830	2245	.370	1499	1966	.762	843	2801	3644	2110	1520	9	698	1188	440	9139	111.5
BKN.	3414	7449	.458	816	2232	.366	1581	2049	.772	902	2965	3867	1888	1671	9	780	1092	457	9225	112.5
PHOE.	3300	7070	.467	825	2159	.382	1868	2387	.783	840	2732	3612	1818	1822	5	663	1222	435	9293	113.3
AVG.'S	3152	6894	.457	780	2179	.358	1444	1869	.772	817	2694	3511	1826	1609	8	621	1126	384	8528	105.6
	94570</																			



TEAM STATISTICS, RANK WITHIN LEAGUE

Table with 30 columns (teams) and 20 rows (stats like POINTS/GAME, FG PCT., FT PCT., etc.)

OPPONENTS' STATISTICS, RANK WITHIN LEAGUE

Table with 30 columns (teams) and 20 rows (stats like POINTS/GAME, FG PCT., FT PCT., etc.)

COMBINATION TEAM/OPPONENT STATISTICS, RANK WITHIN LEAGUE

Table with 30 columns (teams) and 4 rows (PTS/GAME/DIFF., OFF. REB. PCT., DEF. REB. PCT., TOTAL REB. PCT.)

Table with 15 columns (TEAM, POINTS PER GAME, FIELD GOAL PERCENTAGE, TURNOVERS PER GAME, REBOUND PERCENTAGE, BELOW 100 PTS., OVERTIME GAMES, DECIDED 3 PTS. OR LESS, DECIDED 10 PTS. OR MORE) and 31 rows (teams)

* - LEAGUE LEADER | REBOUND PERCENTAGES | OFF. - PERCENTAGE OF A GIVEN TEAM'S MISSED SHOTS WHICH THAT TEAM REBOUNDS. DEF. - PERCENTAGE OF OPPONENTS' MISSED SHOTS WHICH A GIVEN TEAM REBOUNDS. | TOT. - AVERAGE OF OFFENSIVE AND DEFENSIVE REBOUND PERCENTAGES.

FULL COURT FLAVOR

The Sprite logo is rendered in its classic white script font, enclosed within a white outline of a shield-like shape with a pointed top and bottom.

PROUD SPONSOR
OF



American Airlines



Your team. Your airline.



Proud to be the Official Airline of the Dallas Mavericks.
#LetsGoMavs